

**Wholesale Water Supply Contract
Between
Pennichuck Water Works, Inc. and Town of Hudson, New Hampshire**

Contract No. 2005-2

Date of Execution of Contract: July 12, 2005

Effective Date of Contract: July 12, 2005, subject to Commission approval

Superseded Contract: June 10, 1991 Special Water Supply Contract Between Pennichuck Water Works, Inc. and Town of Hudson, New Hampshire

Date of Termination of Contract: July 12, 2025, unless extended pursuant to Section 2 of the Contract

Wholesale Water Supply Contract

This Agreement is made effective as of the 12th day of July, 2005 by and between Pennichuck Water Works, Inc., a New Hampshire corporation with an address of 25 Manchester Street, Merrimack, New Hampshire 03054 ("Company") and the Town of Hudson, acting by and through its Board of Selectmen, with a principal place of business at 12 School Street, Hudson, New Hampshire, 03051 ("Town").

WHEREAS, the Company and the Town are parties to a Special Water Supply Contract dated June 10, 1991 ("First Agreement"), which was originally entered into by the Company and Southern New Hampshire Water Company, Inc. ("Southern") and was subsequently assigned by Southern to the Town; and

WHEREAS, the Company and the Town wish to terminate the First Agreement and enter into a new agreement under which the Company would continue to make water available to the Town for purchase at wholesale.

NOW, THEREFORE, in consideration of the foregoing and the terms and conditions set forth below, the parties agree as follows:

1. **Term.** This Agreement shall be binding upon the parties upon execution by both the Town and the Company, but the terms hereof shall not take effect until any necessary approval of the New Hampshire Public Utilities Commission ("NHPUC") has been obtained. This Agreement shall remain in effect for an initial period of twenty (20) years ("Initial Term"), subject to extension of the term pursuant to Section 2 or termination pursuant to Section 2 or Section 10.
2. **Renewal Terms.** The term of this Agreement shall be automatically extended for an unlimited number of additional terms of five (5) years each (each a "Renewal Term") unless either party gives written notice to the other, at least three (3) years prior to the date on which the Initial Term or any Renewal Term expires, of its intention to terminate the Agreement at the expiration of the Initial Term or the then current Renewal Term, as the case may be.
3. **Delivery Point and Metering.** The water to be sold by the Company to the Town under this Agreement shall be delivered by the Company to the Town at the point of interconnection between the Town's water system and the Company's water system on the Nashua side of the Taylor Falls Bridge ("Interconnection Point"). The Company shall, at its own cost, install and maintain metering equipment ("Meter") on the West side of the Merrimack River at the westerly end of the Interconnection Point, which shall be used to measure the quantity of water taken by the Town on a monthly basis.
 - (a) The Meter shall be inspected and calibrated by the Company in accordance with the applicable regulations of the NHPUC. A copy of any inspection and calibration reports shall be available at the Company's principal office for examination by the Town during normal business hours on reasonable notice from the Town.

(b) The Town may have the accuracy of the Meter tested by an independent third party at the Town's expense at any time, but not more frequently than once each month, provided that the Town gives the Company at least seven (7) days advance written notice of its desire to test the Meter. The Company shall have the right to be present during any such test. If the Meter reads within the specifications established by the NHPUC, the cost of such test shall be borne by the Town. If Meter does not meet the specifications established by the NHPUC, the cost of the tests shall be paid by the Company, and the Company shall adjust its next bill to the Town accordingly.

(c) In the case of missing or inaccurate flow records due to a faulty Meter or other circumstances, the Company shall calculate the payments due from the Town using a reasonable estimate of the flow based on past records and other relevant data for a comparable period.

4. Town's Right to Further Connections to Expand Service. The Town shall have the right, at its sole expense, to construct and connect transmission mains, main pipe extensions, hydrant branches and service connections located within Hudson to the Interconnection Point, in accordance with all applicable industry engineering standards and practices, to supplement its current service and provide additional service within the Town, but not to provide water service outside of the Town.

5. Quantity of Water.

(a) Subject to the provisions of Section 5(b) and Section 6, the Town shall have the right to take up to, but not in excess of, two million gallons of water per day (2 MGD) at the Interconnection Point; provided, however, that water taken for fire fighting purposes and other declared emergencies shall not be counted toward such maximum quantity.

(b) At all times, the Town's peak draw at the Interconnection Point shall be limited to 1.5 times its average gallon per day usage (converted to gallons per minute). Average gallon per day usage is defined as the average daily use for those days when the interconnection was in use during the prior twelve month period. If the Company in its sole discretion determines (i) that its water supply is inadequate to serve the needs of the Town or (ii) that, due to circumstances beyond the Company's reasonable control, its water supply is impaired, the Company may, upon twenty-four hours notice to the Town, reduce the maximum volume that may be taken by the Town. The Company will promptly notify the Town when such circumstances cease to exist, and, thereupon, the rights of the Town to take water as set forth in this paragraph shall be restored. In exercising its discretion concerning a reduction in the amount of water thereafter to be taken by the Town, the Company shall afford at least as favorable treatment to the Town as to its other wholesale bulk customers, except insofar as its special contracts, existing on the date hereof, with such customers or the rules of the NHPUC require a different standard to be applied with respect to such customers. The Company will promptly employ its best efforts to cure such inadequacy or impairment, to the extent it is commercially reasonable to effect such a cure. The Town shall not be entitled to compel the Company to supply it with any specific quantity of water nor shall it be entitled to any damages as a result of the Company's determination that its supply is inadequate and/or impaired.

6. Increase in Quantity of Water. If the Town wishes to increase the maximum quantity of water that it is permitted to purchase under Section 5, it shall provide the Company with written notice sufficient for the Company to evaluate the capacity of its facilities to produce water to meet such increased demand in light of existing and reasonably anticipated additions to demand on the Company's own system. Such notice shall be given at least one year in advance of the desired implementation date of the increase. The Company shall respond to such a request within ninety (90) days, indicating whether it agrees to provide the additional supply. If the Company agrees to increase the maximum quantity of water that may be taken by the Town, the Company and the Town shall negotiate in good faith to determine the price of any such increase based on the cost of the incremental capacity. If despite such good faith negotiations, the parties are unable to agree on the cost of the incremental capacity, the Company shall not be required to increase the maximum quantity provided for in Section 5. Any increase in the maximum quantity of water to be purchased under this Agreement shall be reflected in an amendment to this Agreement, signed by the parties. Such amendment shall become effective upon execution and shall not require additional approval of the NHPUC.

7. Fees. The Town shall pay the Company the following amounts for the water supplied or to be supplied by the Company under this Agreement:

(a) Annual Demand Charge. The Town shall pay the Company an annual demand charge of Thirty Two Thousand Eight Hundred Dollars (\$32,800) (the "Demand Charge") payable to the Company in equal monthly installments. The Demand Charge shall be due and payable without regard to the amount of water actually taken by the Town or any volumetric charges for such purchases. The Demand Charge shall be adjusted from time to time to reflect changes in the levels of property tax and operating and maintenance expenses associated with the Taylor Falls pumping station and the pipeline connecting the pumping station to the Interconnection Point. Any such adjustment shall be effective upon written notice to the Town of the amount of the adjustment. The Town shall have the right to review the expenses used to calculate the demand charge.

(b) Volumetric Charge. In addition to the Demand Charge, the Town shall pay the Company \$1.116 per 100 cubic feet (748 gallons), the Company's production cost excluding administrative and general cost for all water taken by the Town (the "Volumetric Charge"). The Volumetric Charge shall be adjusted from time-to-time by the same percentage and effective as of the same dates as any adjustment in the rates paid by residential customers in Nashua pursuant to the Company's tariff on file with the NHPUC. If the Company no longer has a tariff for service to residential customers in Nashua, the parties shall negotiate in good faith to determine an appropriate reference point for adjustments to the Volumetric Charge.

(c) Invoices. The Company shall bill the Town on a monthly basis for water taken by the Town under this Agreement. Payment shall be due on presentation of each invoice and amounts unpaid after thirty (30) days shall be subject to one and one-half (1-1/2%) percent interest per month on the unpaid balance from the date of such invoice.

8. **Use of Mains.** The Town shall wheel water from the Company through the Town's transmission and distribution mains to service territories of the Company or its affiliates that are interconnected with the Town's water system, provided that the Company's right to transmit its water through the Town's system shall be contingent upon (i) the Town's having adequate capacity over and above such use to provide the Town with the water supply required under Section 5 above and (ii) such use not significantly reduce the pressure in the Town's distribution lines. For any water wheeled by the Town through its water system for the Company, the Company shall pay the Town the Volumetric Rate set forth in Section 7 plus twenty percent (20%) of the Volumetric Charge.

9. **Assignment and Sale.** The Town agrees that any water provided to it by the Company shall be used only to provide service to customers within the Town who are served by the Town's water system. No water shall be sold by the Town, either directly or indirectly, to any private or investor owned water utility, municipality, village district or individual doing business or residing outside of the Town for any purpose without the Company prior written consent.

10. **Termination.** In the event of a material breach of this Agreement by either party, this Agreement may be terminated by giving the breaching Party written notice of termination, which notice shall set forth with specificity the nature of the claimed breach by the other party. Any such termination shall not be effective until three (3) years from the date of such notice. In no event may this Agreement be terminated on less than three (3) years prior written notice, except as may be determined by order of the NHPUC or as provided in Section 11.

11. **Acquisition by Municipality.** If any governmental entity or group of governmental entities acquires properties, assets and/or facilities of the Company necessary for the Company to perform its obligations under this Agreement, the Company's obligations shall thereupon terminate.

12. **Miscellaneous.**

(a) **Arbitration.** Any controversy or claim arising out of or relating to this Agreement, or the breach thereof, shall be settled by binding arbitration administered by the NHPUC, or its successor for resolution of the dispute.

(b) **Severability.** If any term or condition of this Agreement is found to be unenforceable, the remaining terms and conditions shall remain binding upon the parties as though said unenforceable provision were not contained herein.

(c) Amendments, Assignment, Governing Law. This Agreement may be amended upon the mutual agreement of the parties, subject to any required approval of the NHPUC. This Agreement may be assigned by the Company to a wholly owned subsidiary or an affiliate under common control with the Company without the prior consent of the Town. This Agreement shall be binding upon and inure to the benefit of the respective successors and legal representatives of the parties. This Agreement shall be governed by and construed under the laws of the State of New Hampshire.

(d) Notices. All notices, requests, demands and other communications given pursuant to this Agreement shall be in writing and shall be deemed to have been given if they are delivered by hand or by nationally recognized overnight courier or mailed by certified or registered mail with postage prepaid to the Town or the Company, as the case may be, at the address first noted above or to such other address as the receiving party may have given written notice to the other party.

(e) Action Necessary to Complete Transaction. The Town and the Company agree to execute and deliver all such other documents or instruments and take any action that may be reasonably required to effectuate the transactions contemplated by this Agreement.


(f) Headings. The headings in each section of this Agreement are for convenience of reference only, and do not form a part hereof and in no way modify or shall be used to interpret or construe the meaning of this Agreement.

(g) Integration. This Agreement constitutes the entire agreement and understanding between the parties regarding the subject matter hereof, and supersedes all prior understandings, agreements, statements and representation, whether written or oral, between or made by the parties. Upon taking effect, this Agreement shall supersede and terminate the First Agreement in its entirety.


[Signature Page to Follow]

12/23

IN WITNESS WHEREOF, the parties have caused their corporate names to be subscribed by an officer duly authorized and their corporate seals to be affixed.



Witness


PENNICHUCK WATER WORKS, INC.

By: 
Name: Stephen J. Donsberger
Title: Executive Vice-President


**TOWN OF HUDSON,
By Its Board of Selectmen**


Witness

By: 
Selectman



Witness

By: 
Selectman


Witness

By: 
Selectman


Witness

By: 
Selectman

Witness

By: _____
Selectman

Pennichuck Water Works, Inc.

ALLOCATION OF RATE BASE

Description	Total Cost	Base Cost	Extra Cap Max Day	Extra Cap Max Hour	Customer Meters	Customer Services	Fire Hydrants	Allocation Code
Utility Plant in Service								
Source of Supply and Pumping Plant								
303 Land and Land Rights	\$ 2,178,106	\$ 1,244,632	\$ 933,474	\$ -	\$ -	\$ -	\$ -	21
304 Structures and Improvements	44,089,630	25,194,074	18,895,556	-	-	-	-	21
305 Collecting and Impounding Reservoirs	4,991,892	4,991,892	-	-	-	-	-	20
306 Lake, River and Other Intakes	22,243	12,710	9,533	-	-	-	-	21
307 Wells and Springs	1,411,129	806,360	604,770	-	-	-	-	21
308 Infiltration Galleries and Tunnels	1,543	882	661	-	-	-	-	21
309 Supply Mains	3,745,598	2,140,342	1,605,256	-	-	-	-	21
310 Power Generation Equipment	1,275,582	500,228	375,171	400,182	-	-	-	41
311 Pumping Equipment	6,459,907	2,533,297	1,899,973	2,026,637	-	-	-	41
Total Supply and Pumping Plant	\$ 64,175,631	\$ 37,424,417	\$ 24,324,394	\$ 2,426,820	\$ -	\$ -	\$ -	
(Percent Code 34)	100%	58%	38%	4%	0%	0%	0%	
Water Treatment Plant								
320 Water Treatment Plant Equipment	\$ 18,037,813	\$ 10,307,322	\$ 7,730,491	\$ -	\$ -	\$ -	\$ -	21
Total Water Treatment Plant	\$ 18,037,813	\$ 10,307,322	\$ 7,730,491	\$ -	\$ -	\$ -	\$ -	
Transmission and Distribution								
330 Distribution Reservoirs and Standpipes	\$ 8,459,084	\$ 845,908	\$ 1,268,863	\$ 6,344,313	\$ -	\$ -	\$ -	45
331 Transmission and Distribution Mains	86,131,171	33,776,930	25,332,697	27,021,544	-	-	-	44
333 Services	17,180,643	-	-	-	-	17,180,643	-	25
334 Meters and Meter Installations	6,849,453	-	-	-	6,849,453	-	-	24
335 Hydrants	4,615,836	-	-	-	-	-	4,615,836	26
Subtotal Transmission and Distribution	\$ 123,236,187	\$ 34,622,838	\$ 26,601,560	\$ 33,365,857	\$ 6,849,453	\$ 17,180,643	\$ 4,615,836	
Subtotal % (Percent Code 35)	100%	28%	22%	27%	6%	14%	4%	
339 Other Plant and Miscellaneous Eq.	\$ 419,801	\$ 117,942	\$ 90,618	\$ 113,660	\$ 23,333	\$ 58,525	\$ 15,724	35
Total Transmission and Distribution	\$ 123,655,988	\$ 34,740,780	\$ 26,692,178	\$ 33,479,517	\$ 6,872,785	\$ 17,239,169	\$ 4,631,560	
Subtotal Above Utility Plant	\$ 205,869,432	\$ 82,472,520	\$ 58,747,063	\$ 35,906,337	\$ 6,872,785	\$ 17,239,169	\$ 4,631,560	
Subtotal % (Percent Code 29)	100%	40%	29%	17%	3%	8%	2%	

Pennichuck Water Works, Inc.

ALLOCATION OF RATE BASE (CONTINUED)

Description	Total Cost	Base Cost	Extra Cap Max Day	Extra Cap Max Hour	Customer Meters	Customer Services	Fire Hydrants	Allocation Code
Intangible Plant								
301 Organization	\$ 28,856	\$ 11,560	\$ 8,234	\$ 5,033	\$ 963	\$ 2,416	\$ 649	29
302 Franchise	229,132	91,792	65,385	39,964	7,649	19,187	5,155	29
Total Intangible Plant	\$ 257,988	\$ 103,352	\$ 73,620	\$ 44,997	\$ 8,613	\$ 21,604	\$ 5,804	
General Plant								
340 Office Equipment and Furniture	\$ 528,237	\$ 211,615	\$ 150,738	\$ 92,131	\$ 17,635	\$ 44,234	\$ 11,884	29
341 Transportation Equipment	3,755,588	1,504,511	1,071,698	655,024	125,377	314,487	84,492	29
343 Tools, Shop, and Garage Equipment	732,821	293,572	209,118	127,814	24,465	61,365	16,487	29
344 Laboratory Equipment	226,761	90,842	64,709	39,550	7,570	18,989	5,102	20
345 Power Operated Equipment	465,933	186,656	132,959	81,265	15,555	39,016	10,482	29
346 Communication Equipment	1,047,226	419,525	298,837	182,650	34,961	87,693	23,560	29
347 Miscellaneous Equipment	8,416,613	3,371,745	2,401,771	1,467,968	280,982	704,793	189,353	29
348 Other Tangible Equipment	737,171	295,315	210,360	128,572	24,610	61,729	16,585	29
Adjustment to Settlement	-	-	-	-	-	-	-	29
Total General Plant	\$ 15,910,350	\$ 6,373,781	\$ 4,540,190	\$ 2,774,974	\$ 531,154	\$ 1,332,307	\$ 357,944	
(Percent Code 39)	100%	40%	29%	17%	3%	8%	2%	
Total Utility Plant in Service	\$ 222,037,770	\$ 88,949,652	\$ 63,360,873	\$ 38,726,308	\$ 7,412,552	\$ 18,593,079	\$ 4,995,308	
(Percent Code 30)	100%	40%	29%	17%	3%	8%	2%	

Pennichuck Water Works, Inc.

ALLOCATION OF RATE BASE (CONTINUED)

Accumulated Depreciation Reserve Description	Total Cost	Base Cost	Extra Cap Max Day	Extra Cap Max Hour	Customer Meters	Customer Services	Fire Hydrants	Allocation Code
Source of Supply and Pumping Plant	\$ 21,869,355	\$ 12,753,250	\$ 8,289,109	\$ 826,996	\$ -	\$ -	\$ -	34
Water Treatment Plant	7,042,435	4,024,249	3,018,186	-	-	-	-	21
Transmission and Distribution	35,616,345	10,006,306	7,688,085	9,643,027	1,979,552	4,965,357	1,334,017	35
General Plant	8,240,138	3,301,048	2,351,412	1,437,188	275,090	690,016	185,383	39
Intangible Plant	338,002	135,406	96,453	58,952	11,284	28,304	7,604	29
Subtotal Accumulated Depreciation Reserve	\$ 73,106,276	\$ 30,220,258	\$ 21,443,246	\$ 11,966,163	\$ 2,265,927	\$ 5,683,677	\$ 1,527,005	
Subtotal % (Percent Code 28)	100%	41%	29%	16%	3%	8%	2%	
Accumulated Depreciation - Loss	\$ (5,992,176)	\$ (2,477,012)	\$ (1,757,601)	\$ (980,810)	\$ (185,727)	\$ (465,864)	\$ (125,161)	28
Accumulated Depreciation - Cost of Removal	(4,912,635)	(2,030,757)	(1,440,955)	(804,109)	(152,267)	(381,935)	(102,612)	28
Miscellaneous Adjustments	(3,531,600)	(1,459,873)	(1,035,875)	(578,058)	(109,462)	(274,566)	(73,766)	28
Adjustment to Settlement	-	-	-	-	-	-	-	28
Total Accumulated Depreciation Reserve	\$ 58,669,865	\$ 24,252,617	\$ 17,208,815	\$ 9,603,186	\$ 1,818,471	\$ 4,561,312	\$ 1,225,465	
(Percent Code 28)	100%	41%	29%	16%	3%	8%	2%	
Total Depreciated Utility Plant in Service (Percent Code 27)	\$ 163,367,905	\$ 64,697,035	\$ 46,152,058	\$ 29,123,121	\$ 5,594,082	\$ 14,031,766	\$ 3,769,843	
	100%	40%	28%	18%	3%	9%	2%	
Acquisition Adjustment								
Acquisition Adjustment	\$ 844,905	\$ 338,474	\$ 241,103	\$ 147,363	\$ 28,206	\$ 70,751	\$ 19,008	30
Accum Amort Acq Adj	472,189	189,162	134,744	82,356	15,764	39,540	10,623	30
Contributions in Aid of Construction								
CIAC	41,403,822	16,586,617	11,815,027	7,221,371	1,382,233	3,467,088	931,485	30
Amort of CIAC	9,662,193	3,870,732	2,757,211	1,685,214	322,565	809,096	217,376	30
Adjustment to Settlement	-	-	-	-	-	-	-	30
Subtotal Rate Base Elements	\$ 131,253,560	\$ 51,831,837	\$ 36,987,883	\$ 23,521,957	\$ 4,521,970	\$ 11,342,564	\$ 3,047,349	
Rate Base Additions								
Working Capital	\$ -	\$ -	\$ -	\$ -	\$ -	\$ -	\$ -	46
Materials and Supplies								
Transmission and Distribution	\$ 343,733	\$ 134,797	\$ 101,098	\$ 107,838	\$ -	\$ -	\$ -	44
Meters	86,957	-	-	-	86,957	-	-	24
Water Treatment	-	-	-	-	-	-	-	21
Chemicals	146,076	146,076	-	-	-	-	-	20
Transportation Equipment	2,736	1,096	781	477	91	229	62	29
Generator Fuel	20,553	8,060	6,045	6,448	-	-	-	41
Customer Billing Materials	555	-	-	-	-	-	-	23
General Supplies	-	-	-	-	-	-	-	29

Adjustment to Settlement	-	-	-	-	-	-	-	29
Total Materials and Supplies	\$ 600,610	\$ 290,030	\$ 107,924	\$ 114,763	\$ 87,048	\$ 229	\$ 62	
Prepayments - Property Taxes	\$ 736,613	\$ 295,092	\$ 210,200	\$ 128,475	\$ 24,591	\$ 61,683	\$ 16,572	30
Other Prepaid Expenses	550,224	220,423	157,012	95,966	18,369	46,075	12,379	30
Other and Deferred Charges	76,394,167	30,603,958	21,799,900	13,324,148	2,550,358	6,397,122	1,718,682	30
Total Rate Base Additions	\$ 78,281,614	\$ 31,409,502	\$ 22,275,036	\$ 13,663,352	\$ 2,680,366	\$ 6,505,109	\$ 1,747,695	
Rate Base Deductions								
Customer Advances for Construction	\$ 84,000	\$ 32,941	\$ 24,706	\$ 26,353	\$ -	\$ -	\$ -	44
Customer Deposits	143,148	-	-	-	-	143,148	-	25
Deferred Income Tax	16,676,188	6,680,580	4,758,730	2,908,547	556,721	1,396,437	375,174	30
Regulatory Liability	7,233,895	2,897,942	2,064,270	1,261,687	241,498	605,755	162,745	30
Unamortized ITC	317,967	127,380	90,735	55,458	10,615	26,626	7,153	30
Total Rate Base Deductions	24,455,199	9,738,842	6,938,441	4,252,044	808,834	2,171,965	545,072	
Total Rate Base	\$ 185,079,976	\$ 73,502,497	\$ 52,324,478	\$ 32,933,266	\$ 6,393,502	\$ 15,675,708	\$ 4,249,972	
(Percent Code 33)	100%	40%	28%	18%	3%	8%	2%	

Pennichuck Water Works, Inc.

										ALLOCATION OF REVENUE REQUIREMENTS				
Description	Total Cost	Base Cost	Extra Cap Max Day	Extra Cap Max Hour	Customer Commercial	Customer Meters	Customer Services	Fire Hydrants	Allocation Code					
Pro-Forma Operation and Maintenance Expenses														
Source of Supply														
601 Operation Labor and Expenses	\$ 68,869	\$ 39,353	\$ 29,515	\$ -	\$ -	\$ -	\$ -	\$ -	21					
602 Purchased Water	472,407	269,947	202,460	-	-	-	-	-	21					
603 Miscellaneous Expenses	14,927	8,529	6,397	-	-	-	-	-	21					
610 Maintenance Super & Eng	651,536	372,306	279,230	-	-	-	-	-	21					
Total Source of Supply	\$ 1,207,738	\$ 690,136	\$ 517,602	\$ -	\$ -	\$ -	\$ -	\$ -						
Pumping Expenses														
623 Fuel or Power Purchased	\$ 1,152,305	\$ 979,459	\$ 115,230	\$ 57,615	\$ -	\$ -	\$ -	\$ -	43					
624 Pumping Labor and Expenses	288,847	113,273	84,955	90,619	-	-	-	-	41					
626 Miscellaneous Expenses	97,734	38,327	28,745	30,662	-	-	-	-	41					
631 Maint. of Structures and Imp.	126,709	49,690	37,267	39,752	-	-	-	-	41					
633 Maint. of Pumping Equipment	273,081	107,091	80,318	85,672	-	-	-	-	41					
Total Pumping Expenses	\$ 1,938,676	\$ 1,287,840	\$ 346,516	\$ 304,320	\$ -	\$ -	\$ -	\$ -						
Subtotal % (Percent Code 41)	100%	66%	18%	16%	0%	0%	0%	0%						
Water Treatment Expenses														
641 Chemicals	\$ 908,981	\$ 908,981	\$ -	\$ -	\$ -	\$ -	\$ -	\$ -	20					
642 Operation Labor and Expenses	404,673	231,242	173,431	-	-	-	-	-	21					
643 Miscellaneous Expenses	(170,032)	(97,161)	(72,871)	-	-	-	-	-	21					
652 Maint. Of Treatment Equipment	540,574	308,899	231,674	-	-	-	-	-	21					
Total Water Treatment Expenses	\$ 1,684,196	\$ 1,351,961	\$ 332,235	\$ -	\$ -	\$ -	\$ -	\$ -						
Transmission and Distribution														
Trans. & Dist. Operation														
662 Trans. & Dist. Lines Expenses	inch-ft \$ 281,343	\$ 110,331	\$ 82,748	\$ 88,264	\$ -	\$ -	\$ -	\$ -	44					
663 Meter Expenses	199,593	-	-	-	-	199,593	-	-	24					
664 Customer Installation Expenses	18,080	-	-	-	-	-	18,080	-	25					
Subtotal Trans. & Dist. Operation	\$ 499,016	\$ 110,331	\$ 82,748	\$ 88,264	\$ -	\$ 199,593	\$ 18,080	\$ -						
Subtotal % (Percent Code 37)	100%	22%	17%	18%	0%	40%	4%	0%						
660 Operation Super & Eng.	inch-ft \$ 1,664,316	\$ 367,974	\$ 275,980	\$ 294,379	\$ -	\$ 665,682	\$ 60,300	\$ -	37					
665 Miscellaneous Expenses	(596)	(132)	(99)	(105)	-	(238)	(22)	-	37					
Total Trans & Dist. Operation	\$ 2,162,736	\$ 478,173	\$ 358,630	\$ 382,538	\$ -	\$ 865,037	\$ 78,358	\$ -						
Trans & Dist Maintenance														
673 Maint of Trans & Dist Mains	inch-ft \$ 739,547	\$ 290,018	\$ 217,514	\$ 232,015	\$ -	\$ -	\$ -	\$ -	44					
675 Maintenance of Services	294,871	-	-	-	-	-	294,871	-	25					
676 Maintenance of Meters	14,214	-	-	-	-	14,214	-	-	24					
677 Maintenance of Hydrants	133,729	-	-	-	-	-	-	133,729	26					

Subtotal Trans & Dist Maintenance	\$ 1,182,361	\$ 290,018	\$ 217,514	\$ 232,015	\$ -	\$ 14,214	\$ 294,871	\$ 133,729	
Subtotal % (Percent Code 38)	100%	25%	18%	20%	0%	1%	25%	11%	
678 Trans & Dist Maintenance - Cont.									
Maintenance of Misc. Equip.	\$ 173,717	\$ 42,611	\$ 31,958	\$ 34,088	\$ -	\$ 2,088	\$ 43,323	\$ 19,648	38
Total Trans & Dist Maintenance	\$ 1,356,077	\$ 332,629	\$ 249,472	\$ 266,103	\$ -	\$ 16,303	\$ 338,194	\$ 153,377	
Total Transmission and Distribution	\$ 3,518,813	\$ 810,802	\$ 608,101	\$ 648,641	\$ -	\$ 881,340	\$ 416,552	\$ 153,377	

Pennichuck Water Works, Inc.

Description	ALLOCATION OF REVENUE REQUIREMENTS (CONTINUED)								
	Total Cost	Base Cost	Extra Cap Max Day	Extra Cap Max Hour	Customer Commercial	Customer Meters	Customer Services	Fire Hydrants	Allocation Code
Customer Accounts Expenses									
902 Meter Readin Expenses	\$ 118,991	\$ -	\$ -	\$ -	\$ -	\$ 118,991	\$ -	\$ -	24
903 Customer Record Expenses	322,306	-	-	-	322,306	-	-	-	23
904 Uncollectible Accounts	48,493	-	-	-	48,493	-	-	-	23
Total Customer Accounts	\$ 489,789	\$ -	\$ -	\$ -	\$ 370,799	\$ 118,991	\$ -	\$ -	
Subtotal Above O&M Expenses									
Less Purchased Water, Power, & Chemicals	\$ 6,305,520	\$ 1,982,352	\$ 1,486,764	\$ 895,346	\$ 370,799	\$ 1,000,331	\$ 416,552	\$ 153,377	
Subtotal % (Percent Code 47)	100%	31%	24%	14%	6%	16%	7%	2%	
Administrative and General Expenses									
920 Admin and Gen Salaries	\$ 2,949,490	\$ 927,271	\$ 695,453	\$ 418,810	\$ 173,446	\$ 467,918	\$ 194,848	\$ 71,744	47
921 Office Supplies and Other Exp.	631,353	198,487	148,865	89,648	37,127	100,160	41,708	15,357	47
922 Admin. Expenses Transferred	(1,622,715)	-510,155	-382,616	-230,416	-95,424	-257,433	-107,199	-39,471	47
923 Outside Service Employed	385,360	121,151	90,863	54,719	22,661	61,135	25,457	9,374	47
924 Property Insurance	487,967	195,482	139,247	85,108	0	16,290	40,862	10,978	30
926 Employee Pensions and Benefits	4,589,943	1,775,171	1,339,647	793,222	362,323	84,365	182,589	52,626	48
928 Regulatory Commission Exp.	105,678	33,223	24,918	15,006	6,214	16,765	6,981	2,571	47
930 Misc. General Expense	(3,134,044)	-985,292	-738,969	-445,015	-184,299	-497,196	-207,040	-76,233	47
950 Maintenance of General Plant	760,447	239,072	179,304	107,979	44,718	120,640	50,236	18,497	47
Adjustment for settlement	-	-	-	-	-	-	-	-	48
Total Admin and Gen Expenses	\$ 5,153,479	\$ 1,994,411	\$ 1,496,712	\$ 889,061	\$ 366,767	\$ 112,644	\$ 228,443	\$ 65,442	
Amortization & Taxes									
407 Amortization Expense	\$ 145,720	\$ 45,812	\$ 34,359	\$ 20,691	\$ 8,569	\$ 23,118	\$ 9,626	\$ 3,545	47
408 Property Taxes	3,968,596	1,247,661	935,746	563,517	233,375	629,593	262,171	96,533	47
408 Payroll Taxes	698,087	219,467	164,600	99,124	41,051	110,747	46,117	16,980	47
409 Income Tax	103,249	32,460	24,345	14,661	6,072	16,380	6,821	2,511	47
Adjustment for settlement	588,803	185,110	138,832	83,606	34,625	93,410	38,897	14,322	48
Total Admin and Gen Expenses	\$ 5,504,455	\$ 1,730,510	\$ 1,297,883	\$ 781,600	\$ 323,692	\$ 873,247	\$ 363,633	\$ 133,892	
Total O&M Expense	\$ 19,497,147	\$ 7,865,659	\$ 4,599,049	\$ 2,623,622	\$ 1,061,257	\$ 1,986,221	\$ 1,008,628	\$ 352,711	
(Percent Code 46)	100%	40%	24%	13%	5%	10%	5%	2%	

Pennichuck Water Works, Inc.

Description	ALLOCATION OF REVENUE REQUIREMENTS (CONTINUED)								
	<u>Total Cost</u>	<u>Base Cost</u>	<u>Extra Cap Max Day</u>	<u>Extra Cap Max Hour</u>	<u>Customer Commercial</u>	<u>Customer Meters</u>	<u>Customer Services</u>	<u>Fire Hydrants</u>	<u>Allocation Code</u>
Other									
301 Operating Expense Contingency	\$ 1,799,471	\$ 720,879	\$ 513,498	\$ 313,851	\$ -	\$ 60,074	\$ 150,685	\$ 40,484	29
302 City Bond Fixed	7,729,032	3,096,296	2,205,563	1,348,045	-	258,028	647,216	173,884	29
303 Debt Service	6,176,477	3,529,415	2,647,061	-	-	-	-	-	21
304 Debt Service Coverage Settlement Adjustment	617,648	352,942	264,706	-	-	-	-	-	21
	-	-	-	-	-	-	-	-	<u>30</u>
Total Other Expense	\$ 16,322,627	\$ 7,699,532	\$ 5,630,829	\$ 1,661,896	\$ -	\$ 318,101	\$ 797,901	\$ 214,368	
Total Revenue Requirement	\$ 35,819,774	\$ 15,565,191	\$ 10,229,878	\$ 4,285,518	\$ 1,061,257	\$ 2,304,323	\$ 1,806,529	\$ 567,079	
Percents	100%	43%	29%	12%	3%	6%	5%	2%	
Less Other Revenue	(420,712)	(182,817)	(120,153)	(50,334)	(12,465)	(27,065)	(21,218)	(6,660)	
Net Water Revenues	\$ 35,399,062	\$ 15,382,374	\$ 10,109,725	\$ 4,235,183	\$ 1,048,792	\$ 2,277,258	\$ 1,785,311	\$ 560,418	
Percents	100%	43%	29%	12%	3%	6%	5%	2%	

Pennichuck Water Works, Inc.

Docket **0**
 Exhibit
 Page 2

ALLOCATION FACTORS

<u>Allocation Code</u>	<u>Description</u>	<u>Base Cost</u>	<u>Extra Cap Max Day</u>	<u>Extra Cap Max Hour</u>	<u>Customer Commercial</u>	<u>Customer Meters</u>	<u>Customer Services</u>	<u>Fire Hydrants</u>	<u>Non-Retail Service</u>		
									<u>Base</u>	<u>Max Day</u>	<u>Max Hour</u>
20	Base Cost	100%	0%	0%	0%	0%	0%	0%	100%	0%	0%
21	Base/Ex Cap - Max Day	57%	43%	0%	0%	0%	0%	0%	57%	43%	0%
23	Commercial	0%	0%	0%	100%	0%	0%	0%	na	na	na
24	Meters	0%	0%	0%	0%	100%	0%	0%	na	na	na
25	Services	0%	0%	0%	0%	0%	100%	0%	na	na	na
26	Fire Hydrants	0%	0%	0%	0%	0%	0%	100%	na	na	na
27	Depreciated Plant	40%	28%	18%	0%	3%	9%	2%	20%	14%	3%
28	Depreciation Reserve	41%	29%	16%	0%	3%	8%	2%	22%	14%	3%
29	Subtotal Plant In Service	40%	29%	17%	0%	3%	8%	2%	21%	14%	3%
30	Total Utility Plant In Service	40%	29%	17%	0%	3%	8%	2%	21%	14%	3%
33	Total Rate Base	40%	28%	18%	0%	3%	8%	2%	20%	14%	3%
34	Supply and Pumping Plant	58%	38%	4%	0%	0%	0%	0%	78%	60%	37%
35	T&D Plant	28%	22%	27%	0%	6%	14%	4%	26%	23%	51%
37	T&D Operation	22%	17%	18%	0%	40%	4%	0%	1%	1%	1%
38	T&D Maintenance	25%	18%	20%	0%	1%	25%	11%	2%	1%	1%
39	General Plant	40%	29%	17%	0%	3%	8%	2%	21%	14%	3%
41	Pumping	39%	29%	31%	0%	0%	0%	0%	39%	29%	31%
43	Purchased Power	85%	10%	5%	0%	0%	0%	0%	85%	10%	5%
44	T&D Mains	39%	29%	31%	0%	0%	0%	0%	39%	29%	31%
45	Distribution Storage	10%	15%	75%	0%	0%	0%	0%	10%	15%	75%
46	Total O&M Expense	40%	24%	13%	5%	10%	5%	2%	20%	10%	4%
47	Admin & Gen'l Expense	31%	24%	14%	6%	16%	7%	2%	19%	14%	5%
48	Labor Benefits	39%	29%	17%	8%	2%	4%	1%	28%	21%	7%
			<u>Base</u>	<u>Max Day</u>	<u>Max Hour</u>						
	System Factors:										
	Max Day	175%	57.14%	42.86%							
	Max Hour	255%	39.22%	0.00%	60.78%						
	Pumping and T&D Mains	255%	39.22%	29.41%	31.37%						

Pennichuck Water Works, Inc.

CUSTOMER ALLOCATION FACTORS

<u>Customer Class</u>	<u>Guaranteed Take</u>			<u>Capacity Reservation</u>				<u>Maximum Day</u>			<u>Maximum Hour</u>			
	1 <u>CCF</u>	2 <u>MGD</u>	3 <u>%</u>	4 <u>CCF</u>	5 <u>MGD</u>	6 <u>%</u>	7 <u>% Avg. Day</u>	8 <u>Amount MGD</u>	9 <u>Excess = 5 - 2</u>	10 <u>%</u>	11 <u>% of Avg. Day</u>	12 <u>Amount MGD</u>	13 <u>Excess = 9 - 5</u>	14 <u>%</u>
General Water	4,258,586	8.73	78.34%	4,258,586	8.73	74.52%	190%	16.58	7.85	55.98%	325%	28.36	11.78	55.87%
Anheuser-Busch	263,503	0.54	4.85%	439,171	0.90	7.69%	Contract	1.20	0.66	4.70%	Contract	1.90	0.70	3.32%
Hudson	487,968	1.00	8.98%	487,968	1.00	8.54%	Contract	2.10	1.10	7.84%	Contract	2.10	-	0.00%
Milford	58,556	0.12	1.08%	87,834	0.18	1.54%	Contract	0.35	0.23	1.64%	Contract	0.90	0.55	2.61%
Pennichuck East	195,187	0.40	3.59%	268,382	0.55	4.70%	Contract	0.65	0.25	1.78%	Contract	0.90	0.25	1.19%
Tyngsboro	121,992	0.25	2.24%	121,992	0.25	2.13%	Contract	0.45	0.20	1.43%	Contract	0.58	0.13	0.60%
Total: Water Service	5,385,792	11.04	99.07%	5,663,934	11.61	99.12%		21.33	10.29	73.37%		34.74	13.41	63.58%
Municipal Fire	35,934	0.07	0.66%	35,934	0.07	0.63%		2.73	2.66	18.95%		8.20	5.47	25.92%
Private Fire	14,557	0.03	0.27%	14,557	0.03	0.25%		1.11	1.08	7.68%		3.32	2.21	10.50%
Total: Fire Service	50,491	0.10	0.93%	50,491	0.10	0.88%		3.84	3.74	26.63%		11.52	7.68	36.42%
Grand Total	5,436,283	11.14	100.00%	5,714,425	11.71	100.00%		25.17	14.03	100.00%		46.26	21.09	100.00%

Pennichuck Water Works, Inc.

SUMMARY OF ALLOCATIONS TO HUDSON

Wholesale Costs

	<u>Non-Retail</u>	<u>Hudson Share</u>	<u>Hudson Fixed</u>
	<u>Fixed Costs</u>		
Base	\$ 3,352,947	8.54%	\$ 286,316
Max Day	\$ 2,178,215	7.84%	\$ 170,767
Max Hour	\$ 538,734	0.00%	\$ -
	<u>\$ 6,069,896</u>		<u>\$ 457,083</u>

	<u>Non-Retail</u>	<u>Hudson Share</u>	<u>Hudson</u>
	<u>Volumetric Costs</u>		<u>Volumetric</u>
Base	\$ 3,834,327	8.98%	\$ 344,174
Max Day	\$ 1,841,424	7.84%	\$ 144,364
Max Hour	\$ 696,311	0.00%	\$ -
	<u>\$ 6,372,062</u>		<u>\$ 488,538</u>

Hudson Volumetric & Fixed Charges

	<u>COSS proposed</u>	<u>Current</u>	
Volumetric Rate per CCF -	\$ 1.0012	\$ 2.5610	
Annual Fixed Demand Charge -	\$ 457,083	\$ 32,800	\$ 38,090.28
Annual Meter Charge -	\$ 940	\$ 13,181	
Ave. Projected daily usage -	1.0 MGD		

S-10 TRANSMISSION AND DISTRIBUTION MAINS
(Length of Mains in Feet)

	Ductile Iron	Ductile Iron Zinc	Cast Iron	Cast Iron Cement Lined	Cast Iron Relined	PVC	HDPE	PE	Transite	Cement Lined	Galvanized Steel	Steel Unlined	Steel Lined	Copper	Material Unknown	Total Feet
1	8	-	-	-	-	1,486	-	-	-	-	-	-	-	979	-	2,473
1.25	-	-	197	1,110	-	-	-	330	-	596	1,052	-	206	109	-	3,600
1.5	-	-	69	1,364	-	3,008	-	99	-	228	265	-	143	31	-	5,207
2	3,692	-	770	6,361	-	121,490	2,668	3,680	-	209	2,323	-	897	1,514	1,012	144,616
3	18	-	-	-	-	29,940	6,273	-	-	-	-	-	-	-	4,517	40,748
4	77,495	1,249	11,775	1,238	-	118,760	1,692	30	5,442	-	-	310	-	-	1,767	219,758
6	64,974	2,837	74,864	3,829	5,870	48,062	1,074	-	13,294	-	-	-	-	-	850	215,654
8	562,358	22,628	106,784	300,807	2,100	76,523	4,069	-	127,972	14	8	-	-	-	1,423	1,204,686
10	13,397	56	7,969	348	12,051	5,456	101	115	-	-	-	-	-	-	-	39,493
12	301,395	25,555	23,129	44,661	19,370	120	1,768	-	43,763	-	-	-	-	-	5	459,766
14	-	-	528	-	9,114	-	-	-	-	-	-	-	-	-	-	9,642
16	121,065	3,862	5,671	4,864	-	-	18	217	17,306	-	-	-	-	-	-	153,003
18	-	-	-	-	-	-	-	-	-	-	-	-	-	-	-	-
20	2,164	-	450	-	-	41	2,419	-	-	-	-	-	-	-	-	5,074
24	64,037	2,691	7,273	414	10,180	-	-	-	-	-	-	-	-	-	-	84,595
30	10,414	-	-	-	-	-	-	-	-	-	-	-	-	-	-	10,414
36	65	-	-	-	-	7,276	-	-	-	-	-	70	-	-	-	7,411
42	1,351	-	-	-	-	-	-	-	-	-	-	-	-	-	142	1,493
48	31	-	108	-	-	-	-	-	-	-	-	-	-	-	-	139
60	352	-	-	-	-	-	-	-	-	-	-	-	-	-	-	352
70	-	-	-	-	1,299	-	-	-	-	-	-	-	-	-	-	1,299
8	1	-	-	-	-	407	-	-	-	-	-	-	-	-	5,337	5,745
Total	1,222,817	58,878	239,587	364,996	59,984	412,569	20,082	4,471	207,777	1,047	3,648	380	1,246	2,633	15,053	2,615,168

		Transmission Mains (diameter in inches)											Total	
		6	8	10	12	16	20	24	30	36	42	48	72	
	Henry Clay Drive	-	-	-	-	-	-	-	1,237	-	-	-	-	1,237
	Mast Road	-	-	-	-	-	-	-	4,935	-	-	-	-	4,935
	Al Paul Lane	-	-	-	-	-	-	-	2,458	-	-	-	-	2,458
	Merrimack Street	-	-	-	-	-	-	-	8	-	-	-	-	8
	Concord Street	-	-	-	-	412	15	13,349	1,311	46	1,493	31	1,299	17,955
	Manchester Street	-	-	-	-	-	-	-	-	7,276	-	-	-	7,276
	Fifield Street	-	-	-	-	2,243	-	889	-	-	-	-	-	3,131
	Canal Street	-	-	-	3,007	-	-	-	-	-	-	-	-	3,007
	E Street	-	394	-	43	-	-	-	-	-	-	-	-	437
	Main Street	-	-	-	1	2,276	237	5,842	-	-	-	-	-	8,356
	Marshall Street	4	-	-	59	-	-	-	-	-	-	-	-	63
	East Hollis Street	-	327	2,006	903	-	-	-	-	-	-	-	-	3,235
	Bridge Street	-	1,671	-	913	-	-	-	-	-	-	-	-	2,585
	Arlington Street	-	-	12	3,329	-	-	-	-	-	-	-	-	3,341
	Allds Street	-	-	-	13	1,396	532	-	-	-	-	-	-	1,942
	Harbor Avenue	2	-	-	3,104	-	-	-	-	-	-	-	-	3,106
	Burke Street	-	-	-	2,732	-	-	-	-	-	-	-	-	2,732
	Railroad Square	-	-	-	569	-	-	-	-	-	-	-	-	569
	Dickerman Street	-	-	-	-	969	-	-	-	-	-	-	-	969
	King Street	-	-	-	28	-	-	-	-	-	-	-	-	28
	Gillis Street	-	-	-	28	-	-	-	-	-	-	-	-	28
	Feet	6	2,392	2,018	14,730	7,295	783	20,080	9,948	7,322	1,493	31	1,299	67,397
	Inch-Feet	37	19,137	20,182	176,755	116,720	15,666	481,925	298,443	263,588	62,702	1,498	93,499	1,550,151

Pennichuck Water Works, Inc
Profit & Loss Statement
For the Twelve Months Ended December 31, 2018

Hudson Attributed?			Jan-18	Feb-18	Mar-18	Apr-18	May-18	Jun-18	Jul-18	Aug-18	Sep-18
		Water Sales									
461000	461	WATER SALES: BILLED REVENUE	(1,767,116.62)	(1,744,274.75)	(1,946,743.48)	(1,735,688.34)	(1,774,890.63)	(2,701,795.63)	(3,051,301.14)	(2,950,292.04)	(3,011,642.16)
461001	461	WATER SALES BILLED RECOUPMENT	-	-	-	(9,159.22)	(16,819.09)	(5,183.35)	(5,037.68)	(5,012.33)	(4,903.39)
461100	461	WATER SALES: UNBILLED REVENUE	(227,452.00)	47,667.00	276,075.00	(167,700.00)	(285,460.00)	(192,047.00)	(846,993.00)	(93,085.00)	789,248.00
461200	461	WATER SALES-UNBILLED RECOUPMNT	-	-	-	9,159.22	16,819.09	5,183.59	5,038.54	5,012.33	4,903.39
460200	460	CBFRR REVENUES	(644,085.98)	(644,085.98)	(644,085.98)	(644,085.98)	(644,085.98)	(644,085.98)	(644,085.98)	(644,085.98)	(644,085.98)
460998	460	CBFRR REVENUES - CONTRA	644,085.98	644,085.98	644,085.98	644,085.98	644,085.98	644,085.98	644,085.98	644,085.98	644,085.98
462000	462	FIRE PROTECTION REVENUE	(386,294.03)	(386,382.15)	(386,797.00)	(386,306.04)	(386,618.17)	(393,861.90)	(387,791.36)	(387,722.79)	(387,804.63)
			2,380,862.65	2,082,989.90	2,057,465.48	2,289,694.38	2,446,968.80	3,287,704.29	4,286,084.64	3,431,099.83	2,610,198.79
466000	466	WATER SALES FOR RESALE	-	-	-	-	(783.00)	(1,053.00)	(405.00)	-	(810.00)
		Other Operating Revenue									
415200	415	JOBGING REVENUE	(32,894.46)	(18,116.06)	(16,932.85)	(27,708.94)	(37,174.89)	(13,349.56)	(18,507.82)	(23,602.35)	(14,581.08)
474001	474	FINANCE CHARGES	-	-	-	-	-	-	-	-	-
471300	471	MISC OPERATING REVENUE	(4,383.90)	(7,152.00)	(9,200.00)	(5,436.00)	(8,443.00)	(11,644.00)	(8,857.00)	(9,223.00)	(14,140.84)
416000	416	JOBGING EXPENSE	17,547.97	15,457.01	17,590.02	1,205.33	16,394.41	8,190.70	11,343.87	12,484.88	8,298.10
472600	472	LEASE INCOME	(952.16)	(952.16)	(952.16)	(980.72)	(980.72)	(980.72)	(980.72)	(980.72)	(980.72)
474000	474	OTHER WATER REVENUE	(8,798.45)	(8,818.96)	(8,813.54)	(8,827.08)	(8,836.76)	(8,850.30)	(8,860.37)	(8,865.78)	(8,855.72)
			29,481.00	19,582.17	18,308.53	41,747.41	39,040.96	26,633.88	25,862.04	30,186.97	30,260.26
		Total Revenues	2,410,343.65	2,102,572.07	2,075,774.01	2,331,441.79	2,486,792.76	3,315,391.17	4,312,351.68	3,461,286.80	2,641,269.05
		Production Expenses									
601100	601	OTHER PROD LABOR: CORE	4,820.66	1,791.72	3,347.42	3,223.86	4,697.26	5,433.04	4,846.70	6,285.10	2,560.80
601101	601	OTHER PROD LABOR: COMM SYSTEMS	1,182.97	622.22	1,263.05	138.96	515.50	1,450.50	2,494.00	1,637.00	0.01
601500	601	Yes OTHER PROD LABOR:SRCE/SUPPLY	1,116.07	993.11	746.50	837.87	1,418.46	1,212.48	1,701.59	1,474.84	1,263.91
602000	602	PURCH WATER: MILFORD-BARTLETT	192.20	192.20	230.72	230.72	230.72	406.89	406.89	406.89	9,111.55
602400	602	PURCHASED WATER: DREW WOODS	10,291.46	10,291.46	27,618.14	11,972.37	11,972.37	19,034.47	15,940.84	15,940.84	25,026.24
602500	602	PURCH WATER: GREATBROOK	970.61	955.12	955.12	955.12	1,022.76	1,022.76	1,022.76	971.36	971.36
602502	602	PURCH WATER: LITTLE POND	8,878.73	-	(3,953.77)	845.73	1,701.23	3,687.73	6,689.23	6,819.73	-
602550	602	PURCH WATER: SOUHEGAN WOODS	107.07	107.67	107.67	107.67	747.87	747.87	747.87	1,303.42	780.87
602600	602	PURCH WATER: GREENFIELD	4,636.98	4,636.98	4,636.98	9,990.78	9,990.78	9,990.78	16,143.78	16,143.78	16,143.78
602670	602	PURCH WATER: DONALD STREET	4,445.83	3,891.33	3,669.53	3,447.73	3,780.43	13,650.53	12,874.23	17,864.73	11,654.33
602675	602	PURCH WATER:FEDERAL HL-MILFORD	655.77	655.77	655.77	960.80	960.80	960.80	765.28	765.28	765.28
602680	602	PURCHASED WTR: ASHLEY COMMONS	426.67	379.83	379.83	379.83	471.62	471.62	471.62	444.42	444.42
602900	602	PURCH WATER: FRANCOUER TRUCKS	-	-	-	1,775.00	-	-	648.75	-	1,027.50
603100	603	OTHER PROD MATERIAL & EXPENSE	-	10.47	-	295.96	1,116.65	2,199.00	(3,002.41)	-	-
603101	603	TRT PLANT: OFFICE SUPPLIES	668.51	860.36	634.42	1,042.24	1,461.16	1,831.16	927.14	1,744.56	992.05
610200	610	SUPERINTENDENCE - WTP	21,369.24	18,482.89	18,274.83	20,553.82	20,894.94	18,370.78	18,367.42	30,007.83	21,619.09
610300	610	Yes OFFICE SALARIES & WAGES: WTP	33,144.72	27,408.33	35,052.91	33,494.57	36,269.80	34,676.78	34,339.46	35,498.23	31,577.70
623100	623	Yes POWER PURCHASED: TRT PLT ELEC	31,461.26	34,048.44	38,046.60	39,330.72	55,781.32	71,585.55	80,336.07	65,092.56	69,292.08
623102	623	POWER PURCHASED: BT ELECTRIC	164.98	311.84	304.52	284.32	(432.22)	165.42	165.90	201.32	156.42
623103	623	POWER PURCHASED: AVD ELECTRIC	14.89	19.58	14.89	27.59	73.70	184.37	178.71	186.89	145.12
623110	623	POWER PURCHASED: ATHERTON COMM	221.58	206.24	211.42	98.65	143.35	96.29	104.30	93.86	93.18
623112	623	POWER PURCHASED: RICHARDSON	-	-	-	-	-	-	-	-	-
623113	623	POWER PURCHASED: HI-LO	396.94	426.37	340.18	393.39	341.85	270.89	177.29	156.01	167.02
623114	623	POWER PURCHASED: TWIN RIDGE	812.29	657.33	660.09	700.47	303.30	343.35	1,390.69	609.81	611.00
623115	623	POWER PURCHASED: DREW	2,259.33	2,067.28	2,067.59	2,329.38	2,216.95	2,539.23	3,163.02	2,817.80	2,847.42
623116	623	POWER PURCHASED: GLENN RIDGE	927.02	817.32	719.72	768.90	663.24	636.80	568.51	458.32	505.11
623117	623	POWER PURCHASED: ASHLEY COMMON	-	-	-	-	-	-	-	-	-

623118	623		POWER PURCHASED: BEDFORD	576.45	571.05	571.01	568.28	323.86	509.37	476.34	617.29	504.47
623119	623		POWER PURCHASED: GREATBROOK	-	-	-	-	-	-	-	-	-
623120	623		POWER PURCHASED: MAPLE HAVEN	820.59	610.74	604.10	669.97	904.22	510.80	581.24	494.05	495.40
623121	623		POWER PURCHASED: GLENWDLANDS	652.47	642.50	615.92	662.29	873.41	418.81	426.45	391.08	348.28
623122	623		POWER PURCHASED: COUNTY RD-BDF	1,047.52	1,031.45	978.46	903.44	679.47	823.93	790.17	988.80	883.66
623123	623		POWER PURCHASED:BOWERS LANDING	699.24	761.18	689.97	875.21	566.65	470.05	519.79	508.13	458.09
623124	623		POWER PURCH: PILGRIM CR-NASHUA	533.04	492.72	407.65	532.67	426.40	601.56	(36.41)	184.92	227.16
623200	623	Yes	POWER PURCHASED: MERR RIVER	1,639.17	1,490.29	1,400.37	1,280.46	1,098.63	18,797.10	32,307.74	13,446.74	18,234.73
623210	623		POWER PURCHASED: SNOW STA GAS	53.45	55.23	51.67	56.79	57.62	56.07	56.18	460.85	58.47
623211	623		BOOSTER STAT: TIMB - ELECTRIC	7,335.81	7,186.64	6,847.70	6,873.67	7,188.49	9,233.47	9,778.84	6,757.10	7,502.39
623212	623		BOOSTER STAT: ARMORY-ELECTRIC	843.41	834.81	833.11	852.30	951.85	362.16	909.68	535.88	884.93
623240	623		POWER PURCHASED: FOUNDERS VIL	539.55	506.01	558.42	255.89	474.77	419.75	477.29	454.73	538.36
623252	623		BOOSTER STAT: BADGER HILL-ELEC	1,267.65	1,315.84	981.77	1,116.64	1,184.48	1,734.30	1,774.24	2,320.01	826.76
623278	623		BOOSTER STAT: BOWERS LAND:ELEC	-	-	-	-	-	-	-	-	-
623350	623		BOOSTER STAT: COBURN ELECTRIC	576.27	614.58	575.39	690.75	1,029.18	1,051.68	1,447.11	1,145.43	1,110.78
623362	623		BOOSTER STAT: CABOT PRES-ELEC	497.37	435.28	454.48	410.18	676.67	830.47	813.41	765.26	519.21
623372	623		BOOSTER STAT: VALLEFIELD-ELEC	938.51	830.29	880.25	928.51	1,129.14	676.35	(13.86)	435.96	463.16
623403	623		BOOSTER STAT: ENGLISH WDS-ELEC	448.19	405.14	407.51	504.98	287.43	491.91	467.41	397.16	420.77
623428	623		BOOSTER STAT:INDIAN RCK-ELECT	307.07	276.76	264.09	251.42	164.67	289.78	278.12	212.39	204.06
623450	623		BOOSTER STAT: PWDR HILL-ELEC	1,325.92	1,162.53	936.42	1,179.49	1,315.18	2,435.82	2,639.64	2,856.91	1,352.99
623478	623		BOOSTER STAT:FEDERAL HILL-ELEC	697.65	612.26	490.56	512.22	431.54	319.79	311.51	460.83	165.52
623500	623		BOOSTER STAT: PINE HILL-ELECT	526.96	508.37	444.35	444.35	2,318.86	1,928.34	1,803.37	1,921.46	1,866.16
623550	623		BOOSTER STAT: AUTUMN WDS-ELEC	1,066.58	706.31	592.22	744.81	442.90	531.83	705.69	607.20	583.12
623653	623		BOOSTER STAT:SOUHEGAN WDS-ELEC	679.40	808.99	663.94	1,062.32	563.45	827.19	831.75	783.58	768.80
623672	623		BOOSTER STAT: DONALD ST-ELEC	1,296.47	1,568.26	1,093.43	1,174.64	1,846.89	3,021.29	3,277.73	3,091.22	1,779.97
623702	623		BOOSTER STAT: ORCHARD-ELECTRIC	576.69	520.65	504.19	520.64	400.89	281.88	273.84	312.24	383.34
623751	623		BOOSTER STAT: SKY MEADOW-ELEC	1,370.46	1,459.17	1,210.38	1,210.38	1,255.75	1,655.84	1,816.91	1,704.28	1,471.29
623772	623		BOOSTER STAT: GREAT BAY - ELEC	566.04	586.89	660.09	640.55	293.29	581.12	423.75	346.97	358.69
623810	623		BOOSTER STAT: DUNSTABLE-ELEC	1,222.87	1,115.88	1,051.96	1,051.96	419.31	3,254.77	8,070.48	8,737.91	5,942.42
623851	623		BOOSTER STAT: KESSLER-ELECTRIC	328.76	328.59	337.24	362.51	263.85	254.19	237.50	237.29	247.29
623861	623		BOOSTER STAT: SHAKESPEAR -ELEC	721.54	744.87	724.20	767.52	590.23	421.62	462.93	411.73	391.26
623892	623		BOOSTER STAT: SWEET HILL-ELECT	524.94	459.19	396.57	401.96	399.78	177.69	293.50	376.03	358.98
623962	623		BOOSTER STAT: MILFORD ELECTRIC	1,625.74	1,478.76	1,456.58	1,634.77	1,647.01	3,380.07	2,103.25	1,768.11	1,075.43
623971	623		BOOSTER STAT: SOUHEGAN - ELEC	711.84	923.18	633.86	1,016.18	557.42	1,134.45	1,263.18	982.58	1,059.75
623975	623		BOOSTER STAT: PILGRIM HL-ELECT	-	188.34	198.25	318.77	205.78	202.42	199.96	205.07	196.44
623976	623		BOOSTER STAT:TARA HEIGHTS	1,031.16	962.15	854.79	792.93	531.55	433.18	430.33	435.19	404.67
623990	623		BOOSTER STAT: E STREET ELECT	291.78	271.81	247.01	239.31	174.02	1,077.52	1,635.13	1,326.29	1,185.18
623999	623		POWER PURCHASED: CONSULTING	434.33	434.33	868.66	-	434.33	434.33	434.33	434.33	434.33
624100	624	Yes	OPER LABOR: TREATMENT PLANT	24,639.69	21,888.66	24,791.80	23,739.04	24,275.12	23,735.76	24,724.44	23,999.92	23,585.04
626100	626	Yes	OPER EXP T PLANT: MAT & EXP	2,428.75	2,321.71	1,819.55	2,082.49	1,203.53	1,996.37	1,777.40	3,485.65	1,619.61
626110	626	Yes	OPER EXP T PLANT: GAS/OIL	7,502.31	7,222.19	4,585.19	4,143.00	2,559.41	642.53	544.65	543.01	498.12
626120	626		OPER EXP T PLANT: PHONE	2,130.59	2,297.48	2,104.32	1,297.56	2,924.42	2,236.81	2,319.33	2,319.85	2,190.44
626122	626	Yes	OPER EXP T PLANT: HOUSEKEEPING	339.90	288.47	624.23	270.71	274.08	80.43	237.01	322.52	-
626130	626	Yes	OPER EXP WTP: SMALL TOOLS	455.55	183.57	945.00	638.91	2,022.14	573.64	867.45	994.96	661.35
626200	626		OPER EXP SNOW STA: MAT & EXP	-	-	-	-	32.25	-	-	-	-
626300	626		OPER EXP MERR RIVER: MAT & EXP	-	-	-	-	-	-	-	-	-
631100	631	Yes	MAINT STRUCT:T PLANT/D&M/SNOW	1,660.24	8,053.05	2,539.20	3,081.92	1,712.18	9,752.31	3,130.69	1,741.05	650.14
631101	631		MAINT STRUCT:COMM SYS/BOOSTERS	-	187.15	-	-	49.25	-	-	-	-
631102	631		MAINT OF STRUCT: CORE BOOSTERS	-	-	-	-	-	-	-	-	-
631200	631		MAINT STRUCT: SNOW STATION	-	-	-	-	-	-	-	-	-
631500	631	Yes	MAINT STRUCT: SRCE/SUPPLY	2,055.11	7,223.86	1,858.42	387.45	4,162.73	15,177.27	2,315.03	9,734.86	5,397.74
633100	633	Yes	MAINT PUMP EQUIP:TREATMENT PLT	-	3,009.00	6,085.17	-	-	801.39	-	220.87	-
633106	633		MAINT PUMP EQUIP: CORE SYSTEMS	-	-	-	-	-	-	-	-	-
633110	633		MAINT OF PUMP EQUIP: COMM SYS	-	-	-	-	-	-	-	-	-
633140	633		MAINT CORE BOOSTER STAT: PHONE	112.79	112.79	112.79	112.65	123.92	123.92	123.86	123.86	123.86
633150	633		MAINT COMM BOOSTER STAT:PHONE	46.34	46.34	46.34	46.29	50.93	50.93	(14.59)	-	-

633155	633		MAIN COM BOOST ST:GAS/OIL/PROP	632.84	-	1,597.98	-	563.77	-	-	-	671.00
633160	633		MAINT CORE BOOST:GAS/OIL/PROP	828.27	314.13	791.85	644.51	140.76	181.48	175.01	164.81	250.13
652300	652	Yes	PWW-DUTY PAY (WTP)	3,346.00	2,890.00	3,056.00	2,815.72	3,116.65	2,891.72	2,865.72	1,682.00	1,810.00
633198	633		BOOST STAT GEN MAINT: COM SYS	12,126.61	15,497.16	21,076.73	12,349.48	18,679.44	13,051.04	12,261.00	17,932.04	11,909.80
633199	633		BOOSTER STATION GENERAL MAINT	6,902.56	8,250.27	4,514.13	5,429.27	9,252.20	9,338.50	7,557.30	6,714.73	5,405.21
641110	641	Yes	CHLORINE: TREATMENT PLANT	2,965.01	2,346.05	2,389.14	2,303.79	3,874.72	5,235.22	6,074.67	5,260.26	4,383.30
641111	641		CHLORINE: COMMUNITY SYSTEMS	36.80	14.72	33.12	18.40	33.12	55.20	55.20	51.52	33.12
641120	641	Yes	FERRIC CHLORIDE	22,583.90	19,807.47	20,504.33	19,791.37	29,100.76	41,319.96	43,361.59	37,796.30	36,342.18
641130	641	Yes	AMMONIUM SULFATE-COMM SYSTEMS	-	-	-	-	-	-	-	-	-
641140	641	Yes	POLYMERS	801.16	623.12	890.18	623.12	1,068.21	1,335.26	1,513.30	1,246.25	1,068.21
641150	641	Yes	CARBON DIOXIDE: GAS - CORE	-	-	-	-	-	-	-	-	-
641160	641	Yes	CORROSION INHIBITOR	3,139.52	2,736.48	4,087.04	2,807.19	4,673.93	5,883.07	6,045.71	5,309.51	4,366.38
641161	641		ZINC ORTHOPHOSPHATE-COMM SYS	-	-	-	-	106.07	-	35.36	-	-
641165	641		CHEMICALS: BON TERRAIN	-	-	-	-	-	-	-	-	-
641170	641		MISC TREATMENT CHEMICALS	-	-	-	-	-	-	6,075.00	-	-
641190	641	Yes	TKPP DRY	1,658.98	947.99	1,955.23	1,298.52	3,187.27	3,010.20	4,009.93	2,889.51	2,711.99
641191	641		ARSENIC MEDIA REPLACEMENT	-	-	-	-	-	-	-	-	-
641201	641		POLYPHOSPHATE: CORE	-	-	-	-	-	-	-	-	-
641203	641		POTASSIUM PERMAGATE	-	-	-	-	-	-	-	-	-
641205	641	Yes	SODIUM HYDROXIDE	28,235.38	27,385.36	24,442.93	22,816.33	34,049.63	47,701.57	51,212.84	47,932.07	44,997.75
641206	641		SALT	-	-	-	-	-	-	-	-	-
641210	641		SODIUM HEXAMETAPHOSPHATE	-	-	-	-	-	-	-	-	-
641212	641		POT ASH	-	-	-	-	-	-	-	-	-
641220	641		POLYPHOSPHATE-COMM SYSTEMS	472.17	214.63	407.80	314.42	432.35	707.53	510.99	550.30	432.36
641221	641		POTASSIUM PERMAGATE-COMM SYS	-	-	-	137.17	-	-	-	-	-
641222	641		SODIUM HYDROXIDE-COMM SYSTEMS	-	-	34.10	-	16.55	49.61	22.03	44.17	21.47
641223	641		SALT - COMMUNITY SYSTEMS	2,680.84	256.58	464.35	544.52	531.25	531.24	358.59	743.74	630.85
641225	641		POT ASH - COMMUNITY SYSTEMS	257.67	-	515.34	309.20	824.54	1,339.88	1,133.71	1,236.80	1,545.98
642100	642	Yes	PURIFICATION LABOR	20,488.13	17,841.53	20,454.94	21,517.17	19,836.47	20,029.17	17,351.28	12,311.31	15,025.40
642160	642		MAINT PURIF EUIP: CAUSTIC	-	-	-	-	-	-	-	-	-
642200	642	Yes	LABORATORY EXPENSE	8,600.01	8,189.13	3,132.88	10,347.07	11,426.51	8,326.46	6,392.65	5,598.24	13,250.87
642201	642		LABORTORY EXP-COMMUNITY SYSTEM	-	-	-	-	-	-	357.13	-	126.78
642205	642	Yes	LAB EXPENSE:OUTSIDE TEST-CORE	803.70	1,795.20	1,603.40	550.50	2,237.70	639.20	5,976.60	5,551.85	9,973.31
642210	642		LAB EXP: OUTSIDE TEST-COMM SYS	504.80	3,044.60	1,036.40	702.00	673.00	1,519.40	1,276.40	7,239.40	7,249.20
643000	643		WTP - NON-UNION VEHICLES	156.08	1,273.42	135.40	417.07	336.48	1,514.99	1,020.33	(157.08)	983.26
643001	643		WTP - UNION TRUCKS	2,719.43	2,447.64	1,497.32	1,661.06	1,244.70	3,660.91	803.62	2,793.44	3,249.79
643002	643		WTP - FUEL PURCHASED	5,803.98	6,650.21	713.48	11,267.02	8,083.69	8,569.83	8,227.53	9,112.49	7,246.58
643004	643		TRANSPORTATION EXP:CREDITS WTP	(26,240.50)	(21,521.50)	(25,597.00)	(22,990.00)	(30,483.75)	(27,373.50)	(27,571.50)	(27,412.00)	(23,196.25)
643005	643		WTP-VEH REGISTRATION:NON-UNION	-	-	-	-	-	-	-	-	1,760.20
643006	643		WTP-VEH REGISTRATION: UNION	2,026.96	-	-	-	-	-	986.00	-	6,281.76
643007	643		WTP-VEH REGISTRAT: TRAILERS	-	-	-	-	-	-	-	-	172.00
643008	643		WTP: TRAILERS	-	-	-	-	-	-	-	-	259.07
652100	652	Yes	MAINT PURIF EQU: TREAT PLANT	-	-	-	-	-	-	-	-	-
652200	652	Yes	MAINT PROC EQU: TRT PLANT	6,125.61	6,914.53	10,245.70	13,891.67	8,592.70	9,626.58	9,454.45	8,329.57	4,866.67
652201	652	Yes	MAINT PROC EQ: TP SLUDGE REMOV	28,552.94	24,347.65	25,932.74	24,792.63	33,380.72	45,233.66	46,562.62	39,129.57	34,411.15
652220	652	Yes	MAINT OF PROC EQ: SCADA & OTHR	767.72	1,110.49	822.61	3,395.33	743.52	3,840.08	2,930.67	2,643.37	2,692.83
652221	652	Yes	MAINT PROC EQUIP:SCADA-COM SYS	3,997.66	744.39	454.40	559.25	2,891.99	4,497.64	946.06	997.27	(2,863.05)
926610	926	Yes	TRAINING EDUCATIONAL SEMINARS	1,567.61	1,289.42	2,814.75	3,871.50	2,598.33	6,589.29	484.01	508.27	(2,002.23)
926700	926	Yes	VAC,HOL, BOOT ALLOW-TRT PLT	1,749.77	12,145.60	5,556.03	12,405.69	10,540.13	29,995.38	29,597.95	11,731.44	16,041.08
				348,603.55	343,125.44	347,546.01	356,086.20	409,596.18	555,071.92	563,827.18	515,457.28	498,297.00
			Transmission & Distribution Expenses									
660000	660	Yes	SUPERINTENDENCE: OPERATIONS	14,223.21	11,560.94	18,830.99	20,707.18	22,679.27	19,839.04	20,052.57	28,501.36	20,894.92
660300	660	Yes	OFFICE SALARIES & WAGES: OPS	16,360.08	13,561.08	19,065.52	18,691.91	19,567.22	18,546.19	19,528.43	22,108.03	17,187.39
662003	662	Yes	MISC GEN EXPENSE/OPERATIONS	8,383.56	3,707.50	7,624.65	3,768.56	8,007.30	6,255.79	3,858.97	7,051.87	3,866.79
662004	662	Yes	MISC T&D MATERIALS & SUPPLIES	171.06	815.90	1,459.10	2,975.81	762.42	223.72	4,620.17	1,814.80	1,444.88
662005	662	Yes	MISC GEN EXP: OPS DOT PHYSICAL	1,214.57	2,261.98	548.83	725.10	310.36	597.20	112.20	-	-

662006	662	Yes	TRAINING UNION	594.42	530.76	6,584.83	14,216.44	2,801.57	1,466.01	1,036.88	1,138.30	2,142.46
663100	663		METER OPERATING LABOR & EXP	9,251.27	12,930.49	13,064.99	14,954.92	8,505.12	9,717.09	18,213.41	28,776.34	17,705.29
663101	663		MOLE: METER REMOVAL	473.98	-	412.55	2,297.15	3,167.08	164.77	260.30	382.62	288.68
663102	663		MOLE: DPAC	-	-	337.78	-	268.80	-	-	-	-
663200	663		METER OPER LABOR & EXP-COM SYS	-	-	-	-	-	-	-	-	-
663201	663		MOLE:METER REMOVAL-COMM SYSTEM	-	-	-	-	-	-	-	-	-
664200	664		OTHER EXPENSE ON CUST PREMISIS	292.80	1,467.05	501.42	4,435.92	1,690.92	464.82	570.96	1,394.46	977.22
664201	664		OTHER EXP ON CUST PREM-COM SYS	-	-	-	-	-	-	-	-	-
665000	665		STORES EXPENSE	4,294.70	3,358.40	4,542.51	4,594.32	4,582.80	4,440.49	3,530.90	4,690.00	4,360.20
665087	665		TRANS/EXP CONST/MAINT VEH #87	-	-	-	-	-	-	-	-	-
665100	665		SMALL TOOLS EXPENSE	1,476.63	1,831.39	3,337.50	186.12	4,169.10	4,870.00	658.35	4,787.13	1,801.42
665101	665	Yes	OPS - UNION TRUCKS	3,392.40	9,361.78	8,154.75	5,153.43	6,053.60	5,284.52	15,566.71	4,036.33	2,920.23
665102	665	Yes	OPS - NON-UNION VEHICLES	1,491.85	(867.34)	194.32	-	1,260.96	-	187.94	1,466.17	144.67
665103	665	Yes	OPS - BOOM TRUCK	-	-	-	-	-	-	-	-	649.85
665104	665	Yes	OPS - BACKHOES	2,617.08	2,621.79	618.76	9,632.05	1,133.21	524.95	96.03	1,597.25	616.99
665105	665	Yes	OPS - DUMP TRUCKS	1,037.43	4,227.67	2,453.88	(11,704.47)	1,802.54	32,977.58	-	701.91	3,054.33
665106	665		NORTH COUNTRY - UNION TRUCKS	-	339.80	92.86	692.77	296.94	1,048.81	1,181.55	314.75	1,289.02
665107	665		NORTH COUNTRY - NON-UNION VEH	-	226.93	-	-	1,036.20	-	3,214.24	921.34	178.42
665108	665	Yes	OPS - TRAILERS	-	129.90	-	-	-	357.54	776.52	-	7,047.44
665110	665	Yes	OPS-VEH REGISTRAT:NON-UNION VE	-	-	-	-	-	-	-	-	759.60
665111	665	Yes	OPS-VEH REGISTRAT:UNION TRUCKS	-	-	-	-	703.48	-	-	-	10,767.84
665112	665	Yes	OPS-VEH REGISTRAT: BOOM TRUCK	-	-	-	-	-	-	-	-	419.88
665113	665	Yes	OPS-VEH REGISTRAT: BACKHOES	-	-	-	-	-	-	-	-	408.00
665114	665	Yes	OPS-VEH REGISTRAT: DUMP TRUCKS	-	-	-	-	-	-	-	-	7,007.80
665115	665	Yes	OPS-VEH REGISTRAT:NC-NON-UNION	-	-	-	-	-	-	-	-	-
665116	665	Yes	OPS-VEH REGISTRAT: NC-UNION	441.72	-	-	-	-	-	-	-	1,272.92
665117	665	Yes	OPS-VEH REGISTRAT: TRAILERS	-	-	-	-	-	-	-	-	1,568.00
665118	665	Yes	OPS-VEH REGISTRATION:COMPRESS	-	-	-	-	-	-	-	-	107.00
665119	665	Yes	OPS: REGISTRATION-NC TRAILERS	-	-	-	-	-	-	-	-	179.00
665200	665	Yes	TRANS/EXP PAC MAINT VEH #200	-	-	-	-	-	-	-	-	-
665201	665	Yes	TRANS/EXP PAC VEHICILE #201	-	-	-	-	-	-	-	-	-
665250	665	Yes	TRANS/EXP: MISCELLANEOUS	8,991.27	3,697.31	4,757.27	3,066.91	9,003.66	2,267.02	2,897.46	5,616.89	10,851.76
665400	665	Yes	FUEL PURCHASED: GAS/DIESEL	12,291.15	10,105.06	-	20,455.30	12,692.00	11,789.71	11,982.75	12,459.57	10,071.92
665410	665	Yes	MOTOR OIL	-	-	-	869.83	-	779.27	252.75	431.28	-
665480	665		VACTOR MACHINE	-	-	-	-	-	-	-	-	-
665500	665		COMPRESSOR EXPENSE	-	-	-	-	162.99	-	-	-	-
665700	665		TRANS/EXP: CREDITS	-	-	-	-	-	-	-	-	-
665701	665		TRANS/EXP TRUCK (CREDIT)	(41,745.75)	(32,775.00)	(36,753.50)	(44,098.25)	(52,504.25)	(49,485.00)	(45,018.72)	(44,342.25)	(38,925.75)
665702	665		TRANS/EXP BACKHOE (CREDIT)	(6,284.25)	(3,686.00)	(4,099.25)	(2,840.50)	(4,607.50)	(6,027.75)	(5,396.00)	(5,025.50)	(4,161.00)
665703	665		TRANS/EXP COMPRESSOR (CREDIT)	(655.50)	(114.00)	-	(598.50)	(57.00)	(484.50)	(1,524.75)	(3,847.50)	(2,650.50)
665999	665		INVENTORY ADJUSTMENT	-	-	-	597.04	(1,531.45)	-	(64.03)	(1,199.45)	-
662007	662		EMPLOYEE RELATIONS	-	-	-	1,327.82	-	-	-	8,306.93	-
673001	673		MAINT MAINS: REPAIRS	25,282.91	11,522.72	5,598.32	8,979.82	3,801.37	21,962.28	13,704.24	20,657.30	20,345.58
673002	673	Yes	MAINT MAINS: GATE PROGRAM	7,010.24	4,100.66	1,791.14	5,227.58	16,394.76	103,789.68	71,076.88	70,332.53	62,310.06
673003	673	Yes	MAINT MAINS: FLUSHING LN	253.28	736.66	1,695.52	22,820.77	53,267.40	6,145.62	(383.55)	466.78	1,203.27
673004	673	Yes	MAINT GATES: INSPECTION	9,657.77	10,400.54	4,509.46	11,133.21	-	4,432.77	7,701.48	1,550.48	855.24
673010	673		MAINT MAINS:REPAIRS-COMM SYS	-	-	-	-	-	-	-	-	-
673012	673		MAINT MAINS:GATE PROG-COMM SYS	-	-	-	-	-	-	-	-	-
673013	673		MAINT MAINS:FLUSHING-COMM SYS	-	-	-	-	-	-	-	-	-
673111	673		UNION LABOR: CLEARING	376.64	(1,816.84)	(7,580.12)	331.19	5,497.07	(28,731.49)	(6,784.63)	34,580.31	(3,766.69)
673140	673		MAINT GATES-INSPECTIONS-COMSYS	-	-	-	-	-	-	-	-	-
673222	673		CONTRACTOR: CLEARING	24,902.87	(21,346.91)	8,948.78	4,082.56	12,900.86	(42,281.72)	1,311.97	18,765.69	(1,370.80)
673900	673		MAINT OF MAINS: W HOLLIS PRV	14.86	14.89	14.89	14.89	14.89	14.89	14.89	14.89	14.89
675000	675		MAINTENANCE: SERVICES	28,063.68	19,213.84	18,614.92	16,366.52	17,605.13	38,916.37	17,295.23	28,420.32	30,024.23
675001	675		MAINT: SERVICES - COMM SYSTEMS	-	-	-	-	-	-	-	-	-
676000	676		MAINTENANCE: METERS	2,391.76	1,263.96	761.11	753.80	1,318.04	966.36	542.14	922.74	963.19
676001	676		MAINT: METERS - COMM SYSTEMS	-	-	-	-	-	-	-	-	-

677000	677		MAINTENANCE: HYDRANTS	67.24	-	-	5.89	154.43	3,539.08	144.11	-	691.00
677001	677		MAINTENANCE: HYDRANTS-REPAIRS	11,000.36	3,511.14	7,205.82	2,883.27	2,006.46	4,388.15	2,708.46	5,423.75	2,295.56
677002	677		MAINTENANCE: HYDRANTS-PAINTING	-	-	-	-	374.96	5,584.94	2,292.88	-	468.32
677003	677		MAINTENANCE: HYDRANTS-INSPECTN	3,405.75	-	664.20	1,556.98	2,697.53	7,028.08	3,384.03	4,994.76	3,897.46
677011	677		MAINT: HYDRANTS-COMM SYSTEMS	-	-	-	-	-	-	-	-	-
677012	677		MAINT HYDRANTS:PAINT-COMM SYS	-	-	-	-	-	-	-	-	-
662100	662	Yes	PWW-DUTY PAY (WTP)	4,262.00	3,976.93	3,464.96	4,190.00	5,248.00	4,589.43	4,416.00	4,114.00	5,067.83
677013	677		MAINT HYDRANTS:INSPECT-COM SYS	-	-	-	-	-	-	-	-	-
678000	678	Yes	MONITOR CONTRACTORS MARKING	8,956.25	6,193.00	12,097.05	14,828.22	15,423.92	13,058.94	14,366.65	14,560.57	11,637.57
678001	678		MONITOR CONTR MARKING-COMM SYS	-	-	-	-	-	-	-	-	-
678950	678		MAINT: MISC GENERAL EQUIPMENT	3,884.64	1,536.38	2,699.63	2,762.51	2,847.80	1,837.70	3,090.72	6,042.65	1,482.23
921200	921		RENTAL EXP PARKING: WILL ST	-	-	-	-	-	-	-	-	-
921300	921	Yes	OFFICE SUPPLY & EXP- WILL ST	1,072.09	1,199.80	1,286.47	1,414.45	2,258.95	1,414.85	1,740.73	1,474.74	1,188.59
921310	921	Yes	OFFICE EXPENSE: WILL ST-GAS	2,622.99	1,429.06	1,450.27	1,255.72	561.02	383.62	297.85	254.42	208.36
921320	921	Yes	OFFICE EXPENSE: WILL ST-ELECT	3,822.40	3,302.95	2,782.89	3,173.44	2,413.01	2,447.71	3,042.02	3,262.67	2,962.03
921330	921	Yes	OFFICE EXPENSE: WILL ST-PHONE	3,322.30	3,631.97	4,063.37	2,782.05	4,408.00	3,762.82	3,612.38	3,613.28	3,618.58
926002	926	Yes	EMP BENEFIT-BOOTS,VAC,HOL-OPS	24,582.50	17,924.42	11,559.35	12,007.57	23,026.75	57,047.70	47,696.80	32,195.41	32,419.36
950120	950	Yes	MAINTENANCE: GARAGE	18,833.08	12,777.77	14,568.22	4,486.64	7,922.65	8,820.65	7,578.15	7,873.90	9,640.26
950130	950		MAINTENANCE: METER SHOP	-	-	-	-	-	-	-	-	-
				222,099.29	124,866.33	147,926.01	191,163.94	232,100.34	284,735.70	255,445.02	341,603.82	270,402.79
			Engineering Expense									
660001	660		ENGINEERING VEHICLES	549.15	3,768.94	687.03	991.52	1,996.88	1,389.84	204.22	2,007.41	336.31
660002	660		ENGINEERING - FUEL PURCHASED	1,077.49	1,505.69	418.96	2,064.64	1,744.33	2,052.73	2,358.62	2,688.37	2,491.54
660003	660		ENGINEERING-VEH REGISTRATION	-	-	-	-	-	-	1,591.00	-	3,485.40
660200	660		SALARIES & WAGES - ENGINEERING	96,918.40	88,141.54	90,496.16	83,941.82	113,998.02	101,652.40	83,737.00	109,692.54	100,173.29
662001	662		ENGINEERING DEPT: EXPENSE	1,789.05	1,253.35	852.86	432.25	5,147.10	6,092.93	11,910.72	15,895.84	15,751.23
				100,334.09	94,669.52	92,455.01	87,430.23	122,886.33	111,187.90	99,801.56	130,284.16	122,237.77
			Customer Accounts & Collection Expenses									
902000	902		CUSTOMER ORDS: COLLECTIONS	3,403.60	3,871.79	4,556.38	2,499.73	3,818.44	3,317.39	3,146.40	5,052.40	2,679.19
903000	903		CUSTOMER ORDS: COLLECTIONS	258.50	667.50	(2,376.06)	361.50	602.00	399.25	(1,860.15)	818.75	(1,817.03)
902001	902		METER READING	5,264.37	3,801.39	4,892.77	4,913.69	4,136.35	5,716.28	6,138.30	-	7,791.98
902002	902		WATER BAN: COMMUNITY SYSTEMS	-	-	-	-	-	-	-	-	-
902003	902		EMPLOY BENEF-BOOTS/VACA/HOL-CS	363.38	479.76	131.36	908.56	773.90	720.96	304.90	40.20	308.20
902004	902		SICK - CUST SERVICE - UNION	777.20	-	428.80	643.20	294.80	259.04	-	-	-
903004	903		SICK - CUST SERVICE - UNION	-	-	-	-	-	-	-	-	-
902010	902		CUST ORDS:COLLECTIONS-COM SYS	-	-	-	-	-	-	-	-	-
902011	902		METER READING: COMM SYSTEMS	-	-	-	-	-	-	-	-	-
902096	902		METER READING-EXCEPT: COMM SYS	-	-	-	-	-	-	-	-	-
902097	902		METER READING-TRANSF: COMM SYS	-	-	-	-	-	-	-	-	-
902098	902		METER READING: TRANSFERS	-	-	-	-	-	-	655.18	230.54	3,267.64
902099	902		METER READING: EXCEPTIONS	-	-	-	-	-	-	86.85	218.55	-
902100	902		BILLING & ACCOUNTING	-	-	-	-	-	-	-	-	-
903100	903		BILLING & ACCOUNTING	27,337.73	26,197.07	20,277.81	26,792.89	30,845.75	27,973.24	27,055.57	32,069.26	22,679.98
902400	902		WATER BAN	-	-	-	-	280.48	776.38	3,975.44	-	-
903003	903		EMPLOYEE BENEFITS:BOOTS/VACATION	268.00	24.36	29.24	(59.56)	(47.64)	(34.46)	16.59	76.87	96.52
904000	904		UNCOLLECTABLE ACCOUNTS	2,346.89	2,883.72	6,003.66	4,165.77	1,054.63	943.06	7,812.81	3,475.86	6,922.28
				40,019.67	37,925.59	33,943.96	40,225.78	41,758.71	40,071.14	47,331.89	41,982.43	41,928.76
			Administrative and General Expense									
920000	920	Yes	SALARIES & WAGES - ADMIN	16,790.49	14,319.54	16,045.32	17,011.34	16,991.10	11,330.34	15,344.39	(26,038.08)	56,232.10
920001	920		WAGES: REVENUE & CUSTOMER OPER	80,817.01	70,788.97	79,652.35	81,070.30	85,045.15	79,760.47	77,260.25	92,913.81	76,638.63
920002	920	Yes	SALARIES & WAGES: ACCOUNTING	71,655.60	53,666.92	61,678.86	52,494.49	63,630.30	56,519.90	51,663.67	61,445.09	52,878.44
920003	920	Yes	SALARIES & WAGES: IS	44,608.86	31,841.50	41,126.75	44,368.96	38,752.30	39,050.30	36,652.94	40,513.97	37,146.37
920004	920		SALARIES & WAGES: PWS	12,389.59	11,360.11	10,845.69	10,740.90	12,723.48	11,666.86	16,710.82	4,231.26	11,416.87
920005	920		SALARIES & WAGES: PWS ADMIN	-	-	-	-	-	-	-	-	-
920100	920	Yes	OFFICERS SALARIES & WAGES	45,286.18	36,238.26	44,628.77	52,331.73	46,933.86	47,327.73	32,779.73	47,909.45	(3,565.57)
920200	920		OFFICER'S SALARIES TRXF OUT	-	-	-	-	-	-	-	-	-

921000	921	Yes	OFFICE SUPPLIES & EXPENSE	5,774.62	4,026.79	6,652.60	16,666.24	(933.09)	4,029.11	2,141.50	5,424.70	4,086.39
921001	921		TRANS/EXP MAIN OFFICE - VEH #1	-	-	-	-	-	-	-	-	-
921002	921	Yes	SENIOR MANAGEMENT VEHICLES	165.33	-	154.01	199.91	1,462.15	563.18	136.13	202.31	-
921003	921	Yes	SENIOR MGMT - FUEL PURCHASED	268.27	290.78	581.48	292.31	-	29.40	460.43	518.38	478.78
921004	921	Yes	SENIOR MGMT-VEH REGISTRATION	-	-	-	-	-	-	-	-	990.60
921130	921	Yes	OFFICE EQUIP: RENTAL/LEASE EXP	3,635.66	549.74	3,550.24	2,905.24	9,371.84	3,614.62	3,422.82	2,355.80	3,539.62
921131	921		VEHICLE LEASES	-	-	-	-	-	-	-	-	-
921133	921		IT VEHICLE EXPENSE-FUEL	41.52	31.70	-	42.00	40.70	43.40	-	35.00	77.35
921134	921		IT VEHICLE EXPENSE-REGISTRATION	-	-	-	-	-	-	-	-	-
921132	921		IT VEHICLE EXPENSE	-	-	-	-	-	-	-	-	135.97
921140	921		COURIER & EXPRESS MAIL EXPENSE	41.41	-	123.76	-	141.48	(131.08)	-	-	-
921150	921	Yes	RENTAL EXPENSE: HECOP III	26,764.38	26,764.38	26,764.38	26,764.38	26,764.38	26,764.38	26,764.38	29,472.06	27,382.50
921160	921	Yes	OFFICE EXP: MANCHESTR ST-PHONE	2,002.97	2,470.34	2,173.84	2,485.56	2,446.56	2,540.49	2,734.89	2,383.15	2,415.34
921170	921	Yes	OFFICE EXPENSE: MANCH ST ELECT	3,020.95	2,898.08	2,614.11	3,543.38	4,154.43	5,382.39	6,089.92	5,605.73	4,691.15
922000	922	Yes	MISC EXP: TRNSF-CR (OVERHEAD)	(53,774.54)	(31,126.45)	(22,643.19)	(44,419.38)	(49,670.03)	(62,966.12)	(55,620.66)	(79,387.14)	(64,347.89)
922200	922	Yes	LABOR: OVERHEAD	(91,389.19)	(79,743.96)	(90,467.83)	(79,812.11)	(101,640.19)	(81,677.46)	(75,168.58)	(71,900.81)	(69,741.34)
923000	923		OUTSIDE SERVICES	26,089.44	52,203.05	18,573.97	35,287.99	39,854.29	44,858.22	23,959.26	20,603.55	22,444.81
924000	924	Yes	INSURANCE EXPENSE	43,392.05	43,398.03	43,398.05	29,057.05	28,604.38	43,398.05	43,398.05	43,984.26	37,309.06
926001	926	Yes	OFFICER'S LIFE INSURANCE	386.19	386.19	386.19	386.19	386.19	386.19	386.19	386.19	2,055.19
926100	926	Yes	SICKNESS & FUNERAL PAY	16,267.30	11,157.55	6,858.19	9,426.84	6,121.81	(49,831.69)	-	-	-
926200	926	Yes	PENSION- DB PLAN	112,231.08	112,231.08	112,231.08	112,231.08	112,231.08	112,231.08	112,231.08	112,231.08	112,231.08
926250	926	Yes	GROUP PENSION: 401K	25,152.99	19,266.25	18,790.76	19,485.00	25,901.98	26,314.28	21,589.46	25,994.28	20,400.68
926255	926	Yes	EARLY RETIREE HEALTH EXPENSE	-	-	-	-	-	-	-	-	-
926260	926	Yes	POST-65 RETIREMENT HEALTH EXP	21,619.33	21,619.33	21,619.33	21,619.33	21,619.33	21,619.33	21,619.33	21,619.33	21,619.33
926300	926	Yes	EMPLOYEE SERVICE AWARDS	-	-	-	-	-	-	-	-	-
926400	926	Yes	GROUP HEALTH INSURANCE	148,173.98	142,901.15	148,278.86	156,540.08	129,443.93	142,581.46	157,781.53	141,060.78	130,595.00
926401	926	Yes	HEALTH INSURANCE:OPT OUT	-	125.00	-	9,000.00	-	-	-	-	9,750.00
926410	926	Yes	GROUP DENTAL	16,536.03	16,199.85	16,057.93	16,146.81	16,763.54	16,473.20	16,982.78	16,643.06	17,343.65
926420	926	Yes	GROUP LIFE/DISABILITY INSURANC	2,994.50	3,045.50	2,994.50	2,994.50	3,047.50	3,072.00	3,119.00	3,125.00	3,125.00
926440	926	Yes	EMPLOYEE BENEFITS/ SECTION 125	-	-	-	-	-	-	-	-	-
926500	926	Yes	MISC EMPLOYEE BENEFITS	4,364.64	1,732.33	1,830.57	1,310.04	365.44	2,627.19	720.54	(7,570.39)	1,452.24
926501	926	Yes	MISC EMPLOYEE BENEFITS-WELLNESS	-	-	630.70	(1,105.00)	6,715.00	(1,056.52)	(282.08)	(2,770.73)	853.41
926502	926	Yes	MISC EMPLOYEE BENEFITS-ACTIVITIES	-	-	-	-	-	-	-	948.43	354.49
926503	926	Yes	MISC EMPLOYEE BENEFITS-SAFETY	950.00	310.00	-	2,162.80	713.68	1,361.62	2,148.62	104.74	1,803.70
926505	926		EMPLOYEE RELATIONS	-	-	-	-	-	-	-	-	-
926600	926	Yes	TUITION REIMBURSEMENTS	6,510.00	-	2,972.84	-	4,088.37	976.85	3,801.00	-	99.70
926610	926	Yes	TRAINING EDUCATIONAL SEMINARS	1,180.00	1,305.00	-	4,016.34	708.00	2,754.50	2,383.98	280.00	11,188.41
926801	926	Yes	SUP BEN: SUP EXE RETIRE PLAN	-	-	(5,659.00)	-	-	13,690.00	-	-	12,884.00
928000	928	Yes	REGULATORY COMMISSION EXPENSE	10,575.67	10,575.67	10,575.66	10,575.66	10,575.68	10,575.66	10,575.66	3,499.01	14,074.67
930100	930	Yes	MEETINGS & CONVENTIONS	915.00	5,299.70	5,343.92	5,644.97	526.53	273.33	908.96	33.33	13,381.78
930101	930	Yes	MEMBERSHIPS	3,833.91	3,698.91	139.98	4,262.29	3,829.66	3,857.62	2,463.42	3,159.92	2,524.71
930102	930	Yes	LICENSING FEES	1,565.83	465.83	465.82	540.83	530.83	694.28	671.95	709.00	902.00
930200	930	Yes	PUBLIC RELATIONS	-	429.65	913.96	2,681.64	5,989.22	13,011.91	887.53	535.24	-
930300	930	Yes	MEALS	390.09	610.33	398.83	282.21	411.20	147.01	291.72	396.51	122.94
930400	930	Yes	MISCELLANEOUS GENERAL EXPENSE	28.08	141.00	70.00	38.94	39.00	1,962.94	3.11	-	-
930405	930	Yes	MISC GEN EXP: RECRUITMENT FEES	396.00	384.71	14,898.50	1,019.45	3,794.78	2,152.34	525.50	8,273.40	701.25
930410	930	Yes	CHARITABLE CONTRIBUTIONS	-	-	-	-	-	-	-	-	-
950100	950	Yes	MAINTENANCE: OFFICE PROPERTY	175.00	100.00	100.00	100.00	100.00	100.00	100.00	100.00	100.00
950110	950	Yes	MAINTENANCE: MANCHESTER STREET	3,191.24	1,156.40	2,465.25	1,728.40	1,975.41	1,951.59	1,934.65	3,526.99	1,804.51
950200	950	Yes	MAINT: OFFICE FURNT & EQUIP	-	-	-	-	-	-	-	-	-
950300	950	Yes	MAINT: COMMUNICATION EQUIP	1,831.54	1,831.54	1,841.54	218.77	3,442.95	1,825.86	1,826.76	1,826.76	1,829.57
950400	950	Yes	MAINT: MISC GENERAL EQUIP	-	-	-	-	-	-	-	-	-
950500	950	Yes	MAINT: COMPUTER EQUIPMENT	38,206.30	38,754.16	38,485.47	35,090.33	49,576.32	32,529.36	132,697.63	34,561.30	34,853.89
				655,055.30	633,704.91	648,144.04	667,427.79	633,570.52	594,385.57	704,098.26	548,945.72	616,260.38
			Inter Div Management Fee									
930500	930	Yes	INTERCOMPANY MGMT FEE: PCP	21,529.00	16,346.00	24,453.00	17,886.00	16,863.00	17,226.00	18,547.00	27,168.00	20,375.00

930510	930	Yes	INTCO MGMT FEE:TSC/PWS/PAC/PEU	(306,018.00)	(283,463.00)	(313,897.00)	(297,599.00)	(343,946.00)	(282,804.00)	(255,022.00)	(265,763.00)	(277,166.00)
930520	930		INTERCO MGT:INSIDE GEN COUNSEL	-	-	-	-	-	-	-	-	-
Total Operating Expenses				1,081,622.90	967,174.79	980,571.03	1,062,620.94	1,112,829.08	1,319,874.23	1,434,028.91	1,339,678.41	1,292,335.70
<u>Depreciation Expense</u>												
403000	403		DEPRECIATION EXPENSE	477,168.48	475,101.48	475,370.85	476,686.49	477,825.41	478,517.86	474,977.64	477,187.91	477,605.51
406100	406		AMORT OF BON TERRAIN ACQ ADJ	(849.62)	(849.62)	(849.62)	(849.62)	(849.62)	(849.62)	(849.62)	(849.62)	(849.62)
406101	406		AMORT OF SOUHEGAN WDS ACQ ADJ	(1,402.52)	(1,402.52)	(1,402.52)	(1,402.52)	(1,402.51)	(1,402.52)	(1,402.51)	(1,402.51)	(1,402.52)
				474,916.34	472,849.34	473,118.71	474,434.35	475,573.28	476,265.72	472,725.51	474,935.78	475,353.37
<u>Amortization Expense: CIAC</u>												
405300	405		AMORTIZATION EXPENSE: CIAC	(58,963.83)	(59,026.51)	(59,087.59)	(59,175.16)	(59,531.12)	(59,575.84)	(59,688.94)	(59,767.64)	(59,866.88)
				(58,963.83)	(59,026.51)	(59,087.59)	(59,175.16)	(59,531.12)	(59,575.84)	(59,688.94)	(59,767.64)	(59,866.88)
<u>Amortization Expense</u>												
407320	407		AMORT EXP - DEFERRED CHARGES	11,563.03	11,563.03	11,563.16	11,563.02	11,562.98	11,563.18	11,527.56	10,756.69	10,750.89
407100	407		AMORT: ACQUISITION PREMIUM	149,557.65	152,827.95	152,827.94	152,827.95	152,827.95	152,828.73	152,827.95	152,827.95	152,827.95
				161,120.68	164,390.98	164,391.10	164,390.97	164,390.93	164,391.91	164,355.51	163,584.64	163,578.84
414000	414		GAIN FROM ARRA LOAN FORGIVNESS	(4,493.73)	(4,493.73)	(4,493.73)	(4,493.73)	(4,493.73)	(4,493.73)	(5,273.67)	(6,053.61)	(5,273.67)
414100	414		GAIN ON DISP/UTIL PROP-PAPP ND	-	-	-	-	-	-	-	-	-
921161	921		RENT EXP-HECOP III FITUP ALLOW	-	-	-	-	-	-	-	-	-
<u>Taxes Other than Income Tax</u>												
408110	408	Yes	LOCAL PROPERTY TAXES	365,531.14	365,531.14	430,102.15	387,054.47	376,904.65	381,980.05	381,980.06	381,980.06	381,980.03
408120	408	Yes	MEDICARE TAX EXPENSE	10,338.93	9,412.67	10,465.27	10,564.94	11,722.59	11,240.28	11,883.66	12,043.04	10,239.29
408121	408	Yes	FICA TAX EXPENSE	44,151.87	40,247.34	44,748.03	45,174.13	50,123.98	48,062.06	50,812.91	50,360.01	41,874.65
408122	408	Yes	FUTA TAX EXPENSE	3,000.28	535.51	167.26	96.51	94.69	172.56	179.27	145.18	50.09
408123	408	Yes	SUTA TAX EXPENSE - NH	2,105.17	2,230.32	950.40	377.49	224.30	167.50	214.35	201.01	103.49
408125	408	Yes	SUTA TAX EXPENSE - MASS	489.83	327.81	6.79	-	-	-	52.57	78.25	82.70
408130	408	Yes	NH BET TAXES	-	-	-	-	-	-	-	-	-
408126	408	Yes	EXCISE TAXES	-	-	-	-	-	-	222.27	-	-
				425,617.22	418,284.79	486,439.90	443,267.54	439,070.21	441,622.45	445,345.09	444,807.55	434,330.25
<u>Income Tax</u>												
409102	409	Yes	PROV/FED INC TAX/CURRENT	37,530.50	6,991.73	(18,819.60)	21,943.70	40,400.34	163,591.23	333,207.48	186,275.08	40,594.01
409113	409	Yes	PROVS FOR NH BUS PRFTS TAX CUR	15,329.66	2,855.83	(7,687.02)	8,963.09	16,501.87	66,820.27	136,101.49	76,085.68	16,580.98
409120	409	Yes	MASS EXERCISE TAX	-	-	-	-	-	-	-	-	-
410102	410	Yes	PROV/FED INC TAX/DEFERRED	-	-	-	-	-	-	-	-	-
410113	410	Yes	PROV NH INCOME TAX DEFERRED	-	-	-	-	-	-	-	-	-
410120	410	Yes	PROV MA INCOME TAX DEFERRED	-	-	-	-	-	-	-	-	-
411000	411	Yes	AMORT OF REGULATORY LIABILITY	-	-	-	-	-	-	-	-	-
412000	412	Yes	INVESTMENT TAX CREDITS	(2,753.00)	(2,753.00)	(2,753.00)	(2,753.00)	(2,753.00)	(2,753.00)	(2,753.00)	(2,753.00)	(2,753.00)
				50,107.16	7,094.56	(29,259.62)	28,153.79	54,149.21	227,658.50	466,555.97	259,607.76	54,421.99
Total Operating Deducts				2,129,926.74	1,966,274.22	2,011,679.80	2,109,198.70	2,181,987.86	2,565,743.24	2,918,048.38	2,616,792.89	2,354,879.60
Net Operating Income				280,416.91	136,297.85	64,094.21	222,243.09	304,804.90	749,647.93	1,394,303.30	844,493.91	286,389.45
<u>Non-Operating Revenue Deductions</u>												
421000	421		MISC NON-UTILITY INCOME	-	-	-	-	-	-	-	-	-
426000	426		NON-OPERATING REVENUE DEDUCTS	-	-	-	-	-	-	-	-	-
426001	426		MISCELLANEOUS NON-UTILITY EXP	-	-	-	-	-	-	-	-	-
Other Income				-	-	-	-	-	-	-	-	-
420000	420		AFUDC-INTEREST(DEBT) COMPONENT	(1,037.00)	(1,080.00)	(1,132.00)	1,268.00	(1,078.00)	(1,101.00)	(1,104.00)	(1,155.00)	(2,331.00)
420100	420		AFUDC - EQUITY COMPONENT	(663.00)	(691.00)	(723.00)	714.00	(581.00)	(593.00)	(594.00)	(650.00)	(1,311.00)

			(1,700.00)	(1,771.00)	(1,855.00)	1,982.00	(1,659.00)	(1,694.00)	(1,698.00)	(1,805.00)	(3,642.00)
		Interest Expense									
427300	427	INTEREST EXP: BONDS & NOTES	300,960.19	276,561.45	298,328.57	303,497.08	327,872.28	309,137.18	317,623.75	319,109.71	312,072.33
427200	427	LINE OF CREDIT INTEREST	-	-	-	-	-	-	-	-	-
427325	427	INTEREST EXP:DEBT SERVICE COST	-	-	-	-	-	-	-	-	-
428000	428	AMORTIZATION OF DEBT EXPENSE	24,850.05	24,850.04	24,850.05	25,675.45	24,892.47	25,650.48	26,202.09	26,032.25	26,032.99
428001	428	AMORT OF ORIGINAL ISSUE DISCNT	-	-	-	-	-	-	-	-	-
428002	428	AMORTIZATION OF DISCOUNT ON BONDS	-	-	-	-	-	-	-	-	-
429000	429	AMORTIZATION: PREMIUM ON DEBT	(9,826.84)	(9,826.84)	(9,826.84)	(10,168.21)	(10,168.21)	(10,168.21)	(10,168.21)	(10,168.21)	(10,168.21)
427115	427	INTERCOMPANY INTEREST	(28,248.00)	(29,743.08)	(26,530.09)	(31,218.38)	(38,039.91)	(38,616.46)	(41,076.14)	(39,349.02)	(40,541.53)
419000	419	INTEREST INCOME	-	-	-	-	-	-	-	-	-
		Total Interest	287,735.40	261,841.57	286,821.69	287,785.94	304,556.63	286,002.99	292,581.49	295,624.73	287,395.58
		Net Income (Or Loss) - MTD	(5,618.49)	(123,772.72)	(220,872.48)	(67,524.85)	1,907.27	465,338.94	1,103,419.81	550,674.18	2,635.87
		Net Income (Or Loss) - YTD	(5,618.49)	(129,391.21)	(350,263.69)	(417,788.54)	(415,881.27)	49,457.67	1,152,877.48	1,703,551.66	1,706,187.53

Oct-18	Nov-18	Dec-18	Total
(2,341,495.53)	(2,154,994.25)	(1,763,626.39)	(26,943,861)
(4,884.25)	(4,844.41)	(332,003.23)	(387,847)
60,688.00	725,201.00	(132,428.00)	(46,286)
4,884.25	4,844.41	4,788.86	60,634
(644,085.98)	(644,085.98)	(644,085.98)	(7,729,032)
644,085.98	644,085.98	644,085.98	7,729,032
(387,867.81)	(388,003.27)	(387,989.93)	(4,653,439)
2,668,675.34	1,817,796.52	2,611,258.69	31,970,799.31
(162.00)	-	(108.00)	(3,321)
(44,153.76)	(48,691.26)	(41,842.65)	(337,556)
-	-	-	-
(8,709.00)	(11,358.30)	(8,278.00)	(106,825)
20,841.45	5,713.08	10,514.83	145,582
(980.72)	(980.72)	(980.72)	(11,683)
(8,852.24)	(8,859.98)	(8,829.40)	(106,069)
41,854.27	64,177.18	49,415.94	416,551
2,710,691.61	1,881,973.70	2,660,782.63	32,390,670.92
4,029.84	4,239.87	1,146.42	46,423
277.92	69.48	-	9,652
993.11	422.60	613.71	12,794
259.13	259.13	1,299.67	13,227
13,073.37	13,073.37	12,397.26	186,632
971.36	977.78	977.78	11,774
-	865.96	1,713.77	27,248
780.87	107.07	107.07	5,753
6,684.18	6,684.18	6,684.18	112,367
13,539.63	5,695.05	4,671.75	99,185
512.58	512.58	512.58	8,683
444.42	399.85	399.85	5,114
(1,027.50)	-	-	2,424
-	-	-	620
1,337.75	1,115.30	1,692.19	14,307
21,052.46	22,775.77	18,639.55	250,409
36,566.92	33,595.41	29,502.21	401,127
31,001.76	36,453.84	41,424.96	593,855
158.48	125.90	291.35	1,898
42.16	14.89	14.89	918
68.66	91.56	152.35	1,581
-	-	-	-
148.07	197.73	358.77	3,375
580.62	554.36	1,095.12	8,318
2,364.57	1,920.30	2,032.41	28,625
414.02	534.01	736.00	7,749
-	-	-	-

38,798
186,632
126,433
118,120

601 68868.55
602 472407.4
603 14926.51
610 651535.7
0
0
0
0
623 1152305
624 288846.8
626 97734.23
631 126709.2
633 273081
0
0
0
0
641 908980.7
642 404673.5
643 -170032
652 540573.6
0
0
0
0
662 281343
663 199593.3
664 18079.79
0

445.05	642.70	445.12	6,251		0
-	-	-	-	660	1664316
433.23	426.11	597.48	7,148	665	-595.86
349.26	559.40	749.05	6,689		0
914.69	1,190.15	1,457.91	11,690		0
440.18	896.50	884.74	7,770		0
225.92	309.51	536.82	4,442	673	739546.9
1,070.63	1,434.63	1,798.63	93,999	675	294870.8
63.91	47.09	61.25	1,079	676	14214.27
6,820.33	4,553.06	5,788.32	85,866	677	133729
716.90	553.91	912.97	9,192		0
523.35	381.63	386.76	5,517		0
1,421.48	2,136.10	1,993.04	18,072	678	173716.6
-	-	-	-		0
755.23	810.96	1,042.47	10,850	902	118990.7
357.94	529.48	566.53	6,856	903	322306
596.44	481.71	849.83	8,196	904	48492.63
299.63	584.00	618.48	5,333		0
151.67	297.70	406.55	3,104		0
1,163.30	1,228.64	1,467.01	19,064		0
278.80	646.01	768.49	5,695		0
817.23	749.65	1,065.99	14,395		0
385.30	701.21	1,505.66	8,573		0
427.86	481.31	1,290.83	9,189		0
1,655.84	1,147.07	1,288.28	22,241		0
266.33	345.05	22.23	4,408	920	2949490
1,351.97	1,403.79	1,667.03	17,577	921	631353.3
446.62	757.02	1,615.65	7,277	922	-1622715
3,044.72	1,766.50	1,427.81	37,107	923	385359.7
239.80	416.01	401.92	3,655	924	487966.7
267.64	485.39	558.99	6,548	926	4589943
358.18	274.38	508.53	4,530	928	105678
1,572.32	1,083.89	1,196.67	20,023	930	-3134044
586.68	626.02	983.24	10,478	950	760446.8
190.25	106.08	301.38	2,313		
390.39	419.03	727.62	7,413		
669.32	542.96	574.61	8,235		
434.33	-	868.66	5,212		
24,150.14	24,149.41	25,167.79	288,847		
1,724.08	1,691.44	880.84	23,031		
517.29	1,893.94	5,766.73	36,418		
2,171.22	2,197.83	2,192.55	26,382		
419.92	-	639.15	3,496		
331.99	608.96	89.85	8,373		
-	-	-	32		
-	-	-	-		
1,902.00	4,778.91	3,904.29	42,906		
390.11	-	-	627		
-	-	-	-		
-	-	-	-		
9,819.90	10,463.74	14,580.61	83,177		
-	-	755.21	10,872		
-	-	-	-		
-	-	566.36	566		
124.15	124.15	124.15	1,443		
-	-	-	273		

394.59	1,632.81	(1,275.81)	4,217
175.80	604.78	515.32	4,787
1,976.00	1,886.00	2,086.00	30,422
12,941.79	8,447.76	14,976.13	171,249
5,530.03	4,009.55	6,770.79	79,675
3,248.85	2,647.78	2,783.15	43,512
29.44	18.40	25.76	405
26,384.18	20,120.00	20,902.80	338,015
-	-	-	-
890.18	890.18	862.35	11,812
-	-	-	-
3,451.18	3,025.02	2,225.50	47,751
34.93	-	-	176
-	-	-	-
-	-	6,075.00	12,150
1,238.08	589.56	1,297.04	24,794
-	-	-	-
-	-	-	-
-	-	-	-
32,400.79	23,907.63	22,954.55	408,037
-	-	-	-
-	-	-	-
-	-	-	-
216.16	314.42	235.82	4,809
137.17	137.17	-	412
-	22.48	-	210
531.24	517.97	398.43	8,190
824.52	412.28	309.21	8,709
17,277.35	17,003.90	16,678.52	215,815
-	-	-	-
12,480.37	8,259.41	9,812.47	105,816
827.07	169.04	-	1,480
5,794.15	2,124.20	2,921.60	39,971
8,578.20	5,364.20	4,403.20	41,591
663.04	283.41	40.00	6,666
2,343.23	587.52	85.45	23,094
7,631.29	7,799.12	6,919.72	88,025
(24,640.00)	(22,052.25)	(21,898.25)	(300,977)
-	-	-	1,760
595.00	-	1,038.40	10,928
-	39.50	-	212
-	-	-	259
-	-	-	-
9,031.71	2,482.67	3,645.45	93,207
28,159.81	22,400.52	25,235.93	378,140
1,538.77	537.18	2,563.32	23,586
2,049.40	419.40	524.25	15,219
3,233.92	4,340.47	5,313.95	30,609
18,841.07	35,843.81	28,842.46	213,290
390,767.21	360,394.91	385,736.43	5,074,509.31
28,246.46	27,651.18	24,276.25	257,463
12,804.85	10,123.88	8,231.92	195,777
3,678.09	4,679.13	4,792.44	65,675
1,791.61	635.23	849.79	17,564
174.28	-	953.35	6,898

5,897.12	5,290.52	4,347.12	46,046
20,246.13	18,485.66	13,317.41	185,168
4,252.94	1,814.88	303.64	13,819
-	-	-	607
-	-	-	-
-	-	-	-
5,006.88	706.38	570.96	18,080
-	-	-	-
7,271.97	9,878.36	3,690.97	59,236
-	-	-	-
784.66	2,188.67	1,114.98	27,206
7,926.34	11,140.31	11,665.54	90,656
186.74	280.57	3,260.93	7,607
-	-	476.46	1,126
2,627.73	2,162.36	2,929.34	27,178
2,930.14	945.01	4,129.24	42,555
-	603.96	1,559.61	7,420
2,196.05	1,130.49	-	8,904
205.40	255.12	-	8,772
-	-	-	760
-	1,844.04	-	13,315
-	-	-	420
-	-	-	408
44.80	-	-	7,053
-	-	-	-
-	-	-	1,715
-	-	-	1,568
-	-	-	107
-	-	-	179
-	-	-	-
-	-	-	-
11,507.29	3,662.70	5,025.94	71,345
11,231.17	10,610.36	10,649.73	134,339
2,358.39	2,443.00	(2,443.00)	4,692
-	-	-	-
1,968.89	1,771.18	-	3,903
-	-	-	-
(47,679.50)	(32,944.72)	(34,505.85)	(500,779)
(6,132.25)	(2,753.66)	(3,433.55)	(54,447)
(912.00)	(456.00)	-	(11,300)
-	6,400.61	41,265.47	45,468
-	-	5,628.40	15,263
22,454.76	20,869.13	11,504.42	186,683
37,197.56	11,832.46	3,779.41	394,843
753.31	697.26	1,384.15	89,040
3,871.97	7,482.98	7,206.03	68,802
-	-	-	-
-	-	-	-
-	-	-	-
(1,645.75)	1,218.82	8,321.49	(0)
-	-	-	-
(491.31)	8,362.59	(13,784.58)	(0)
14.89	14.89	14.89	179
34,630.85	14,785.49	30,934.23	294,871
-	-	-	-
1,617.47	1,059.42	1,654.28	14,214
-	-	-	-

1,233.13	-	-	5,835	
7,482.77	3,484.75	4,103.62	56,494	
1,754.50	-	-	10,476	
14,089.76	6,856.81	12,349.01	60,924	
-	-	-	-	
-	-	-	-	
3,568.00	4,672.00	5,656.30	53,225	
-	-	-	-	
10,085.19	8,901.21	7,127.98	137,237	
-	-	-	-	
4,841.28	2,637.48	2,817.01	36,480	
-	-	-	-	
472.63	6,028.65	2,976.02	22,528	
253.83	659.14	1,005.79	10,382	
2,324.83	2,682.15	3,595.70	35,812	
3,597.65	3,742.15	3,751.60	43,906	
24,616.59	47,389.12	48,049.31	378,515	
8,110.63	12,825.70	12,466.74	125,904	
-	224.80	-	225	
259,448.72	254,976.22	263,570.49	2,848,338.67	
2,479.37	333.42	950.59	15,695	
2,633.92	2,196.10	1,822.71	23,055	
-	-	-	5,076	
113,954.61	99,055.31	85,488.58	1,167,250	
2,038.63	10,919.30	4,587.73	76,671	
121,106.53	112,504.13	92,849.61	1,287,746.84	
3,342.61	3,892.24	3,192.08	42,772	
617.00	550.00	(1,695.42)	(3,474)	
792.52	1,554.62	1,705.49	46,708	
-	-	-	-	
1,072.00	643.20	428.80	6,175	
-	-	-	2,403	
-	-	-	-	
-	-	-	-	
243.18	-	52.11	295	
-	-	-	-	
-	-	-	-	
3,045.27	2,819.45	2,280.29	12,298	
856.96	1,015.08	1,129.05	3,306	
-	-	-	-	
25,626.78	28,864.23	29,538.43	325,259	
-	-	-	5,032	
(217.04)	25.48	343.08	521	
3,605.46	4,480.41	4,798.08	48,493	
38,984.74	43,844.71	41,771.99	489,789.37	
16,391.27	15,669.71	12,648.90	182,736	920
92,345.44	88,237.53	77,972.58	982,502	921
61,278.40	59,276.53	50,993.34	697,182	922
39,011.66	41,484.80	37,099.19	471,658	923
12,711.33	12,711.35	9,276.62	136,785	924
-	-	-	-	926
45,795.79	45,901.15	37,060.20	478,627	928
-	-	-	-	930

3,942.28	3,383.75	8,733.17	63,928	950
-	-	-	-	
259.43	231.32	-	3,374	
401.56	412.62	352.66	4,087	
-	-	-	991	
2,894.62	2,894.58	2,281.00	41,016	
-	-	-	-	
39.40	17.65	86.70	455	
-	-	-	-	
-	-	-	136	
-	-	52.52	228	
27,382.06	27,382.06	27,382.06	326,351	
2,365.93	3,057.51	2,620.45	29,697	
3,771.48	3,363.72	3,327.16	48,463	
(87,655.10)	(63,051.66)	(58,001.22)	(672,663)	
(74,313.35)	(65,437.97)	(68,758.57)	(950,051)	
47,134.61	24,067.78	30,282.72	385,360	
44,084.25	43,975.93	43,967.58	487,967	
386.19	386.19	386.19	6,303	
-	-	777.12	777	
112,231.08	112,231.08	51,772.12	1,286,314	
20,613.93	24,993.58	20,045.70	268,549	
-	-	-	-	
21,619.33	21,619.33	60,391.57	298,204	
7,314.86	-	21.18	7,336	
143,755.21	139,952.95	157,119.28	1,738,184	
-	-	-	18,875	
2,352.84	17,122.19	16,876.78	185,499	
3,200.50	3,151.50	3,153.50	37,023	
-	-	-	-	
1,883.76	2,924.33	(2,881.77)	8,759	
(1,109.16)	10.00	1,485.76	3,371	
3,102.63	2,500.00	4,768.88	11,674	
1,192.66	942.66	1,985.32	13,676	
-	-	-	-	
5,642.87	1,476.90	6,677.77	32,246	
19,877.43	606.45	6,667.33	50,967	
-	-	(21,145.00)	(230)	
14,074.66	(10,144.00)	10,144.00	105,678	
659.00	1,496.66	841.61	35,325	
2,042.72	3,308.76	2,467.63	35,590	
182.00	956.00	1,095.00	8,779	
443.57	372.60	359.64	25,625	
742.99	382.58	26.93	4,203	
-	299.38	7,577.50	10,160	
1,483.01	314.50	393.75	34,337	
-	-	-	-	
100.00	100.00	100.00	1,275	
1,983.22	1,978.80	2,084.99	25,781	
-	-	-	-	
1,831.49	1,801.33	1,801.33	21,909	
-	-	-	-	
34,390.71	73,958.22	42,248.07	585,352	
637,838.56	646,320.35	594,619.24	7,580,370.64	
20,652.00	27,689.00	(7,983.00)	220,751	

(295,890.00)	(308,727.00)	(278,519.00)	(3,508,814)	
-	-	-	-	
1,172,907.76	1,137,002.32	1,092,045.76	13,992,691.83	
479,804.32	482,310.82	587,137.56	5,839,694	
(849.62)	(849.62)	(849.62)	(10,195)	
(1,402.52)	(1,402.51)	(1,402.52)	(16,830)	
477,552.18	480,058.69	584,885.42	5,812,668.69	
(60,440.06)	(60,998.02)	(84,060.12)	(740,182)	
(60,440.06)	(60,998.02)	(84,060.12)	(740,181.71)	
10,750.71	10,750.67	10,750.91	134,666	1,965,332
152,827.94	152,827.95	152,827.95	1,830,666	
163,578.65	163,578.62	163,578.86	1,965,331.69	
(5,273.67)	(5,273.67)	(5,273.67)	(59,384)	
-	-	-	-	
-	-	-	-	
381,995.46	286,611.64	317,124.55	4,438,775	
11,752.12	11,199.19	11,036.15	131,898	
48,052.36	44,353.72	42,843.82	550,805	
80.30	80.42	1,263.57	5,866	
146.30	121.59	1,099.96	7,942	
43.93	9.90	262.34	1,354	
-	-	35,442.20	35,442	
-	-	-	222	733,529
442,070.47	342,376.46	409,072.59	5,172,304.52	
72,618.41	(58,361.78)	457,326.90	1,283,298	
29,661.62	(23,838.37)	266,575.90	603,951	
-	-	-	-	
-	-	341,760.00	341,760	
-	-	154,816.00	154,816	
-	-	-	-	
(2,753.00)	(2,753.00)	(2,753.00)	(33,036)	
99,527.03	(84,953.15)	1,217,725.80	2,350,789.00	
2,289,922.36	1,971,791.25	3,377,974.64	28,494,219.68	
420,769.25	(89,817.55)	(717,192.01)	3,896,451.24	
-	-	-	-	
-	-	-	-	
-	-	-	-	
-	-	-	-	
(22.00)	(1,233.00)	(1,343.00)	(11,348)	
(13.00)	(724.00)	(788.00)	(6,617)	

(35.00)	(1,957.00)	(2,131.00)	(17,965.00)
330,340.86	318,861.59	270,439.19	3,684,804
-	-	55,469.97	55,470
-	-	-	-
26,032.32	25,665.24	26,016.73	306,750
-	-	-	-
-	-	-	-
(10,168.21)	(10,168.21)	(10,168.21)	(120,994)
(48,509.31)	(52,592.76)	(56,217.00)	(470,682)
-	-	-	-
297,695.66	281,765.86	285,540.68	3,455,348.22
123,108.59	(369,626.41)	(1,000,601.69)	459,068.02
1,829,296.12	1,459,669.71	459,068.02	

Land and Land Rights

Deprciation Life - 0.00 years

Asset Code	Description	Date Capitalized	Asset Life	Depn Code	GBV	NBV	Per Depn	YTD Depn	Hudson	
									Allocable?	GBV Value
200-0000260	New Operations Building (Will St. Planni	3/1/17	0.000000	NO	\$84,527.98	\$84,527.98	\$0.00	\$0.00	Yes	\$84,527.98
200-0000116	St. Joseph's Land Purchase	10/1/17	0.000000	NO	\$69,790.16	\$69,790.16	\$0.00	\$0.00	Yes	\$69,790.16
20000-007388	FINISHED WATER PUMPING STATION & WATER T	3/1/07	0.000000	NO	\$33,031.37	\$33,031.37	\$0.00	\$0.00	Yes	\$33,031.37
20000-007405	COUNTY RD BOOSTER AND WATER MAIN	3/1/07	0.000000	NO	\$140.00	\$140.00	\$0.00	\$0.00	No	\$0.00
20000-018675	City of Nashua Land Purchase Map 52/Lot8	12/1/15	0.000000	NO	\$44,828.99	\$44,828.99	\$0.00	\$0.00	Yes	\$44,828.99
20000-018799	Land Use Change	1/1/16	0.000000	NO	\$1,057.98	\$1,057.98	\$0.00	\$0.00	Yes	\$1,057.98
20000-090001	PARCEL I,C,D,E/107ACRES/#208-CRITICAL LA	7/1/56	0.000000	NO	\$0.01	\$0.01	\$0.00	\$0.00	Yes	\$0.01
20000-090002	PARCEL G & H/17.152 AC/#209-CRITICAL LAN	7/1/56	0.000000	NO	\$0.01	\$0.01	\$0.00	\$0.00	No	\$0.00
20000-090003	PARCEL A,B,N/63.3ACR/#210-CRITICAL LAND	7/1/56	0.000000	NO	\$0.01	\$0.01	\$0.00	\$0.00	Yes	\$0.01
20000-090004	PARCEL J/THORNTON RD/45.4ACR-#215/CRITIC	7/1/56	0.000000	NO	\$0.01	\$0.01	\$0.00	\$0.00	Yes	\$0.01
20000-090005	PARCEL M/#116 NOT CONVEYED7/88-WEST OF C	7/1/56	0.000000	NO	\$0.01	\$0.01	\$0.00	\$0.00	Yes	\$0.01
20000-090006	PARCEL M/#118 NOT CONVEYED7/88-WEST OF C	7/1/56	0.000000	NO	\$0.01	\$0.01	\$0.00	\$0.00	Yes	\$0.01
20000-090007	PARCEL M/#119 NOT CONVEYED7/88-WEST OF C	7/1/56	0.000000	NO	\$0.01	\$0.01	\$0.00	\$0.00	Yes	\$0.01
20000-090008	PARCEL F/#4 SUPPLY POND-CRITICAL LAND	7/1/56	0.000000	NO	\$0.01	\$0.01	\$0.00	\$0.00	Yes	\$0.01
20000-090009	PARCEL F/#18,21,25/NOT CONVEYD-7/88/TREA	7/1/56	0.000000	NO	\$0.01	\$0.01	\$0.00	\$0.00	Yes	\$0.01
20000-090010	PARCEL F/#51 NOT CONVEYED 7/88-TREATMENT	7/1/56	0.000000	NO	\$0.01	\$0.01	\$0.00	\$0.00	Yes	\$0.01
20000-090011	PARCEL F/#73 NOT CONVEYED 7/88-TREATMENT	7/1/56	0.000000	NO	\$0.01	\$0.01	\$0.00	\$0.00	Yes	\$0.01
20000-090012	PARCEL F/#84 NOT CONVEYED 7/88-TREATMENT	7/1/56	0.000000	NO	\$0.01	\$0.01	\$0.00	\$0.00	Yes	\$0.01
20000-090013	PARCEL F/#100 NOT CONVEYED7/88-TREATMENT	7/1/56	0.000000	NO	\$0.01	\$0.01	\$0.00	\$0.00	Yes	\$0.01
20000-090014	PARCEL F/#105 NOT CONVEYED7/88-TREATMENT	7/1/56	0.000000	NO	\$0.01	\$0.01	\$0.00	\$0.00	Yes	\$0.01
20000-090015	PARCEL K/#97,127 NOT CONVEYED-7/88/THORN	7/1/56	0.000000	NO	\$0.01	\$0.01	\$0.00	\$0.00	Yes	\$0.01
20000-090016	PARCEL K/#128 NOT CONVEYED7/88-THORNTON	7/1/56	0.000000	NO	\$0.01	\$0.01	\$0.00	\$0.00	Yes	\$0.01
20000-090017	PARCEL L/#125 NOT CONVEYED7/88-LORRAINE	7/1/56	0.000000	NO	\$0.01	\$0.01	\$0.00	\$0.00	Yes	\$0.01
20000-090018	PARCEL L/#126 NOT CONVEYED7/88-LORRAINE	7/1/56	0.000000	NO	\$43,845.35	\$43,845.35	\$0.00	\$0.00	Yes	\$43,845.35
20000-090019	MERRIMACK INTAKE/#197/-50,441 SQ.FT/MERR	7/6/84	0.000000	NO	\$4,000.00	\$4,000.00	\$0.00	\$0.00	Yes	\$4,000.00
20000-090021	SALMON BROOK WATER RIGHTS-#145,NASHUA, N	3/15/63	0.000000	NO	\$316.68	\$316.68	\$0.00	\$0.00	Yes	\$316.68
20000-090022	SOUHEGAN RIVER RIGHTS/#161-MERRIMACK,NH	7/1/64	0.000000	NO	\$18,438.90	\$18,438.90	\$0.00	\$0.00	Yes	\$18,438.90
20000-090023	SOUHEGAN WATER RIGHTS@PUMP-STATION/#155/	12/4/62	0.000000	NO	\$652.00	\$652.00	\$0.00	\$0.00	Yes	\$652.00
20000-090024	UNGEBAUER SOUHEGAN WATER RGHT-EASEMENT/	7/1/67	0.000000	NO	\$4,038.73	\$4,038.73	\$0.00	\$0.00	Yes	\$4,038.73
20000-090027	HARRIS LAND RIGHT OF WAY/#7-TO COLUMBIA	4/1/00	0.000000	NO	\$16.25	\$16.25	\$0.00	\$0.00	Yes	\$16.25
20000-090028	DANFORTH LAND RIGHT OF WAY/#8-TO COLUMBI	4/1/00	0.000000	NO	\$25.00	\$25.00	\$0.00	\$0.00	Yes	\$25.00
20000-090029	HILLS LAND/RIGHT OF WAY/#9-TO COLUMBIA A	4/1/00	0.000000	NO	\$41.50	\$41.50	\$0.00	\$0.00	Yes	\$41.50
20000-090030	TILDEN LAND/#11 RIGHT OF WAY-TO COLUMBIA	4/1/00	0.000000	NO	\$17.00	\$17.00	\$0.00	\$0.00	Yes	\$17.00
20000-090031	HAMMOND LAND/#12 RIGHT OF WAY-TO COLUMBI	4/1/00	0.000000	NO	\$13.00	\$13.00	\$0.00	\$0.00	Yes	\$13.00
20000-090032	GAGE,LEACH,ROBY LAND/#13-RT OF WAY TO CO	4/1/00	0.000000	NO	\$8.50	\$8.50	\$0.00	\$0.00	Yes	\$8.50
20000-090033	LEACH & MCKEAN LAND/#14 RT OF-WAY TO COL	3/1/00	0.000000	NO	\$4.50	\$4.50	\$0.00	\$0.00	Yes	\$4.50
20000-090034	FLETCHER LAND/#15 RIGHT OF WAY-TO COLUMB	4/1/00	0.000000	NO	\$5.50	\$5.50	\$0.00	\$0.00	Yes	\$5.50
20000-090035	GREELEY LAND/#16 RIGHT OF WAY-TO COLUMBI	12/1/00	0.000000	NO	\$61.66	\$61.66	\$0.00	\$0.00	Yes	\$61.66
20000-090036	OLD HARRIS RD/#30 RIGHT OF WAY-TO COLUMB	4/1/00	0.000000	NO	\$62.04	\$62.04	\$0.00	\$0.00	Yes	\$62.04
20000-090037	BLUE HILL AVE 24MAIN RT OF-WAY/MORNEAU L	7/1/76	0.000000	NO	\$350.00	\$350.00	\$0.00	\$0.00	Yes	\$350.00
20000-090038	PINE HILL LAND/24 MAIN RT OF-WAY/#175 OF	4/1/76	0.000000	NO	\$2,246.89	\$2,246.89	\$0.00	\$0.00	Yes	\$2,246.89
20000-090039	RTE 3/CLAY DR/ROW 24RT OF WAY-#197	7/1/84	0.000000	NO	\$12,025.90	\$12,025.90	\$0.00	\$0.00	Yes	\$12,025.90
20000-090040	Kessler Farm Tank Site/#201-#229.1.1847	7/1/86	0.000000	NO	\$32,983.65	\$32,983.65	\$0.00	\$0.00	No	\$0.00
20000-090041.2	Columbia Avenue Tank /#215(A)-10,561 SQ	7/1/86	0.000000	NO	\$142.43	\$142.43	\$0.00	\$0.00	Yes	\$142.43

20000-090042	FIFIELD TANK SITE/#85,86,87,88-NOT CONVE	7/1/10	0.000000	NO	\$1,202.08	\$1,202.08	\$0.00	\$0.00	Yes	\$1,202.08
20000-090043	SHAKESPEARE TANK SITE/#157(A)-37,780 SQ.	7/1/63	0.000000	NO	\$4,745.20	\$4,745.20	\$0.00	\$0.00	No	\$0.00
20000-090044	COBURN AVE TANK SITE/#160-44,100 SQ. FT	7/1/84	0.000000	NO	\$864.88	\$864.88	\$0.00	\$0.00	No	\$0.00
20000-090053	BROOK CROSSING/NEW SEARLES RD-EASEMENT/#	7/1/78	0.000000	NO	\$2,000.00	\$2,000.00	\$0.00	\$0.00	No	\$0.00
20000-090054	TIMBERLINE BOOSTER STAT/#182-4,039 SQ FT	7/1/79	0.000000	NO	\$5,193.60	\$5,193.60	\$0.00	\$0.00	No	\$0.00
20000-090055	MAIN DUNSTABLE BOOSTER STATION-SITE/#231	7/1/85	0.000000	NO	\$20,545.00	\$20,545.00	\$0.00	\$0.00	No	\$0.00
20000-090200	LAND - POWDER HILL-BEDFORD, NH	12/31/93	0.000000	NO	\$5,000.00	\$5,000.00	\$0.00	\$0.00	No	\$0.00
20000-090202	Broad Street: Nashua - Jacking	11/30/94	0.000000	NO	\$16,543.72	\$16,543.72	\$0.00	\$0.00	No	\$0.00
20000-090301	SOURCE OF SUPPLY & WATER-RIGHTS - GREENF	6/1/96	0.000000	NO	\$3,315.00	\$3,315.00	\$0.00	\$0.00	No	\$0.00
20000-090351	GRADE SLOPE - WILL STREET-	11/30/97	0.000000	NO	\$1,791.61	\$1,791.61	\$0.00	\$0.00	No	\$0.00
20000-090355	Sanderson Land: Tinker Road - Nashua	10/1/00	0.000000	NO	\$215,185.38	\$215,185.38	\$0.00	\$0.00	Yes	\$215,185.38
20000-090356	Sanderson Land: Tinker Road - Nashua	5/1/02	0.000000	NO	\$1,230.00	\$1,230.00	\$0.00	\$0.00	Yes	\$1,230.00
20200-090000	LAND - RICHARDSON ESTATES-	3/31/91	0.000000	NO	\$2,394.00	\$2,394.00	\$0.00	\$0.00	No	\$0.00
20300-000401	LAND ACQUISITION-HI-LO-	9/30/92	0.000000	NO	\$4,041.33	\$4,041.33	\$0.00	\$0.00	No	\$0.00
20800-000300	Sebbins Pond: Bedford - Land for New Wel	9/30/96	0.000000	NO	\$58,066.35	\$58,066.35	\$0.00	\$0.00	No	\$0.00
20800-000453	Bedford - Land Purch from Henry Bieque	6/1/03	0.000000	NO	\$22,013.83	\$22,013.83	\$0.00	\$0.00	No	\$0.00
20800-000453.1	Bedford - Land Purch from Henry Bieque	5/1/03	0.000000	NO	\$15,132.87	\$15,132.87	\$0.00	\$0.00	No	\$0.00
20800-000453.2	Bedford - Land Purch from Henry Bieque	8/1/03	0.000000	NO	\$35.77	\$35.77	\$0.00	\$0.00	No	\$0.00
21000-090000	Maple Haven: Derry - Land	6/30/93	0.000000	NO	\$5,000.00	\$5,000.00	\$0.00	\$0.00	No	\$0.00
20000-005101	RIVIER COLLEGE WATER TANK-EASEMENT	11/1/02	0.000000	NO	\$688.00	\$688.00	\$0.00	\$0.00	Yes	\$688.00
20000-005101.1	RIVIER COLLEGE WATER TANK EASEMENT	7/1/02	0.000000	NO	\$1,656.07	\$1,656.07	\$0.00	\$0.00	Yes	\$1,656.07
20000-005101.2	RIVIER COLLEGE WATER TANK EASEMENT	9/1/02	0.000000	NO	\$762.05	\$762.05	\$0.00	\$0.00	Yes	\$762.05
20000-005101.3	RIVIER COLLEGE WATER TANK EASEMENT	10/1/02	0.000000	NO	\$337.10	\$337.10	\$0.00	\$0.00	Yes	\$337.10
20000-005137	AUTUMN WOODS EASEMENTS-	12/1/02	0.000000	NO	\$48.00	\$48.00	\$0.00	\$0.00	No	\$0.00
20000-005137.1	AUTUMN WOODS EASEMENTS	9/1/02	0.000000	NO	\$224.00	\$224.00	\$0.00	\$0.00	No	\$0.00
20000-005137.2	AUTUMN WOODS EASEMENTS	10/1/02	0.000000	NO	\$256.77	\$256.77	\$0.00	\$0.00	No	\$0.00
20000-005137.3	AUTUMN WOODS EASEMENTS	11/1/02	0.000000	NO	\$305.14	\$305.14	\$0.00	\$0.00	No	\$0.00
20000-005334	AUTUMN WOODS EASEMENTS	1/1/03	0.000000	NO	\$387.52	\$387.52	\$0.00	\$0.00	No	\$0.00
20000-005334.1	AUTUMN WOODS EASEMENTS	3/1/03	0.000000	NO	\$722.41	\$722.41	\$0.00	\$0.00	No	\$0.00
20000-005334.2	AUTUMN WOODS EASEMENTS	3/1/03	0.000000	NO	\$157.50	\$157.50	\$0.00	\$0.00	No	\$0.00
20000-005334.4	AUTUMN WOODS EASEMENTS	6/1/03	0.000000	NO	\$526.88	\$526.88	\$0.00	\$0.00	No	\$0.00
20000-005334.5	AUTUMN WOODS EASEMENTS	7/1/03	0.000000	NO	\$1,751.91	\$1,751.91	\$0.00	\$0.00	No	\$0.00
20000-005334.6	AUTUMN WOODS EASEMENTS	12/1/03	0.000000	NO	\$117.53	\$117.53	\$0.00	\$0.00	No	\$0.00
20000-005382	WATER MAIN EASEMENT-RIVIER COLLEGE, NASH	5/1/03	0.000000	NO	\$122.50	\$122.50	\$0.00	\$0.00	Yes	\$122.50
20000-005593	WATER MAIN EASEMENT-RIVIER COLLEGE, NASH	4/1/04	0.000000	NO	\$87.97	\$87.97	\$0.00	\$0.00	Yes	\$87.97
20000-005799	HOLT POND WATER SUPPLY, EASEMENT AQUISIT	3/1/05	0.000000	NO	\$1,835.20	\$1,835.20	\$0.00	\$0.00	Yes	\$1,835.20
20000-007040	EASEMENTS - Leach Property - Right to a	8/1/06	0.000000	NO	\$140.00	\$140.00	\$0.00	\$0.00	No	\$0.00
20000-007041	EASEMENTS - Plaistow franchise expansion	8/1/06	0.000000	NO	\$2,399.00	\$2,399.00	\$0.00	\$0.00	No	\$0.00
20000-007043	HOLT POND ESTATES EASEMENT	10/1/06	0.000000	NO	\$4,395.11	\$4,395.11	\$0.00	\$0.00	Yes	\$4,395.11
20000-007113	PLAISTOW FRANCHISE EXPANSION	10/1/06	0.000000	NO	-\$2,044.57	-\$2,044.57	\$0.00	\$0.00	No	\$0.00
20000-007114	PLAISTOW FRANCHISE EXPANSION	10/1/06	0.000000	NO	\$786.60	\$786.60	\$0.00	\$0.00	No	\$0.00
20000-007203	PLAISTOW FRANCHISE EXPANSION	11/1/06	0.000000	NO	-\$699.75	-\$699.75	\$0.00	\$0.00	No	\$0.00
20000-007341.1	FINISHED WATER PUMPING STATION & WATER T	1/1/07	0.000000	NO	\$1,480.38	\$1,480.38	\$0.00	\$0.00	Yes	\$1,480.38
20000-007343.1	FINISHED WATER PUMPING STATION & WATER T	1/1/07	0.000000	NO	\$420.62	\$420.62	\$0.00	\$0.00	Yes	\$420.62
20000-007346.1	WTP EVALUATION & CAPITAL PROJECT PLAN	1/1/07	0.000000	NO	\$299.03	\$299.03	\$0.00	\$0.00	Yes	\$299.03
20000-007347.1	WTP EVALUATION & CAPITAL PLAN PROJECT	1/1/07	0.000000	NO	\$378.50	\$378.50	\$0.00	\$0.00	Yes	\$378.50
20000-007588	EASEMENT PURCHASED ON TINKER ROAD	8/1/07	0.000000	NO	-\$5,779.00	-\$5,779.00	\$0.00	\$0.00	Yes	-\$5,779.00
20000-007613	PURCHASE OF EASEMENT ON TINKER RD	9/1/07	0.000000	NO	-\$955.00	-\$955.00	\$0.00	\$0.00	Yes	-\$955.00

20000-007617	COUNTY ROAD BOOSTER AND WATER MAIN	10/1/07	0.000000 NO	\$928.80	\$928.80	\$0.00	\$0.00	No	\$0.00
20000-007657	FINISHED WATER PUMPING STATION & WATER T	10/1/07	0.000000 NO	\$19.69	\$19.69	\$0.00	\$0.00	Yes	\$19.69
20000-007676	MEETING HILL DRIVE DISCONTINUATION	10/1/07	0.000000 NO	\$760.00	\$760.00	\$0.00	\$0.00	No	\$0.00
20000-007709	FINISHED WATER PUMPING STATION & WATER T	11/1/07	0.000000 NO	\$11.75	\$11.75	\$0.00	\$0.00	Yes	\$11.75
20000-008074	MEETING HILL DR DISCONTINUATION - EASEME	8/1/08	0.000000 NO	\$240.00	\$240.00	\$0.00	\$0.00	No	\$0.00
20000-008111	COBURN WOODS EASEMENT	9/1/08	0.000000 NO	\$1,443.10	\$1,443.10	\$0.00	\$0.00	No	\$0.00
20000-008123	COBURN WOODS EASEMENT	9/1/08	0.000000 NO	\$785.06	\$785.06	\$0.00	\$0.00	No	\$0.00
20000-008165	EASEMENT PLAN - 111 COBURN WOODS ASSOCIA	10/1/08	0.000000 NO	\$25.90	\$25.90	\$0.00	\$0.00	No	\$0.00
20000-008189	101 COBURN AVENUE: EASEMENT	10/1/08	0.000000 NO	\$1,441.86	\$1,441.86	\$0.00	\$0.00	No	\$0.00
20000-008190	COBURN WOODS: EASEMENT	11/1/08	0.000000 NO	\$865.12	\$865.12	\$0.00	\$0.00	No	\$0.00
20000-008234	COBURN WOOD EASEMENT	12/1/08	0.000000 NO	\$1,427.94	\$1,427.94	\$0.00	\$0.00	No	\$0.00
20000-008384	COBURN WOODS EASEMENT	3/1/09	0.000000 NO	\$1,900.00	\$1,900.00	\$0.00	\$0.00	No	\$0.00
20000-008435	COBURN WOODS-EASEMENT	4/1/09	0.000000 NO	\$48.22	\$48.22	\$0.00	\$0.00	No	\$0.00
20000-008520	FIFIELD TANK CONSTRUCTION - EASEMENT	6/1/09	0.000000 NO	\$3,037.00	\$3,037.00	\$0.00	\$0.00	Yes	\$3,037.00
20000-010567	Taylor Falls: Nashua - Booster Station A	11/1/10	0.000000 NO	\$1,042.50	\$1,042.50	\$0.00	\$0.00	Yes	\$1,042.50
20000-010568	Taylor Falls: Nashua - Booster Station A	11/1/10	0.000000 NO	\$101.60	\$101.60	\$0.00	\$0.00	Yes	\$101.60
20000-010569	Taylor Falls: Nashua - Booster Station A	11/1/10	0.000000 NO	\$408.92	\$408.92	\$0.00	\$0.00	Yes	\$408.92
20000-012011	Avigational Easement, Nashua Airport	8/1/11	0.000000 NO	\$1,625.00	\$1,625.00	\$0.00	\$0.00	No	\$0.00
20000-012989	Easement	4/1/12	0.000000 NO	\$750.00	\$750.00	\$0.00	\$0.00	Yes	\$750.00
20000-013057	PWW Easement	5/1/12	0.000000 NO	-\$750.00	-\$750.00	\$0.00	\$0.00	Yes	-\$750.00
20000-013434	Parcel F Easement: Nashua	8/1/12	0.000000 NO	\$8,575.00	\$8,575.00	\$0.00	\$0.00	Yes	\$8,575.00
20000-013598	Parcel F Easement: Nashua	9/1/12	0.000000 NO	\$825.00	\$825.00	\$0.00	\$0.00	Yes	\$825.00
20000-013753	Manchester St. Parking Lot Easement	10/1/12	0.000000 NO	\$675.00	\$675.00	\$0.00	\$0.00	No	\$0.00
20000-013811	Airport Easment deed copies	11/1/12	0.000000 NO	\$24.00	\$24.00	\$0.00	\$0.00	No	\$0.00
20000-014164	Easement	2/1/13	0.000000 NO	\$225.00	\$225.00	\$0.00	\$0.00	No	\$0.00
20000-014405	Manchester St. Easements	5/1/13	0.000000 NO	\$2,000.00	\$2,000.00	\$0.00	\$0.00	Yes	\$2,000.00
20000-014604	Farley Rd. Easement Fees	6/1/13	0.000000 NO	\$155.92	\$155.92	\$0.00	\$0.00	No	\$0.00
20000-014607	Broad St. Extension Easement	6/1/13	0.000000 NO	\$3,000.00	\$3,000.00	\$0.00	\$0.00	No	\$0.00
20000-014608	Manchester St. Easements	6/1/13	0.000000 NO	\$175.00	\$175.00	\$0.00	\$0.00	Yes	\$175.00
20000-014692	Broad St. Extension Easement	7/1/13	0.000000 NO	\$1,950.00	\$1,950.00	\$0.00	\$0.00	No	\$0.00
20000-014750	Broad St. Extension Easement	8/1/13	0.000000 NO	-\$1,050.00	-\$1,050.00	\$0.00	\$0.00	No	\$0.00
20000-014834	Harris Pond Bridge Easement	9/1/13	0.000000 NO	\$150.00	\$150.00	\$0.00	\$0.00	Yes	\$150.00
20000-015371	Fairmount St. Main Replacement - engine	12/1/13	0.000000 NO	\$762.24	\$762.24	\$0.00	\$0.00	No	\$0.00
20000-015382	Easement from Paxton Terr to RR R.O.W -	12/1/13	0.000000 NO	\$2,500.00	\$2,500.00	\$0.00	\$0.00	No	\$0.00
20000-015383	Easement from Paxton Terr to RR R.O.W -	12/1/13	0.000000 NO	\$562.50	\$562.50	\$0.00	\$0.00	No	\$0.00
20000-015384	Easement from Paxton Terr to RR R.O.W -	12/1/13	0.000000 NO	\$750.00	\$750.00	\$0.00	\$0.00	No	\$0.00
20000-015412	Baldwin St & Baldwin St Bridge Main Repl	12/1/13	0.000000 NO	\$3,215.00	\$3,215.00	\$0.00	\$0.00	No	\$0.00
20000-015422	Broad St. Parkway Phase 3 Water Main Rep	12/1/13	0.000000 NO	\$63.45	\$63.45	\$0.00	\$0.00	No	\$0.00
20000-016964	Park St. Main Replacement - easement pla	7/1/14	0.000000 NO	\$7,676.44	\$7,676.44	\$0.00	\$0.00	No	\$0.00
20000-017151	Park St. Main Replacement - easement	9/1/14	0.000000 NO	\$1,816.03	\$1,816.03	\$0.00	\$0.00	No	\$0.00
20000-017449	Park St. Main Replacement - easement	12/1/14	0.000000 NO	\$2,615.69	\$2,615.69	\$0.00	\$0.00	No	\$0.00
20000-017554	Purchase Agreement - Tara Heights	12/1/14	0.000000 NO	\$650.00	\$650.00	\$0.00	\$0.00	No	\$0.00
20000-017943	Timberline Booster Station: Easements	6/1/15	0.000000 NO	\$1,216.61	\$1,216.61	\$0.00	\$0.00	No	\$0.00
20000-018157	Park St Main Replacement	8/1/15	0.000000 NO	\$637.50	\$637.50	\$0.00	\$0.00	No	\$0.00
20000-018160	Purchase Agreement - Tara Heights	8/1/15	0.000000 NO	\$358.00	\$358.00	\$0.00	\$0.00	No	\$0.00
20000-018302	Allds St. (Burke St.) Main Replacement -	9/1/15	0.000000 NO	\$35,591.60	\$35,591.60	\$0.00	\$0.00	No	\$0.00
20000-018307	Allds Street Nashua (Burke St) Water Mai	9/1/15	0.000000 NO	\$39,607.12	\$39,607.12	\$0.00	\$0.00	No	\$0.00
20000-018373	Allds Street Nashua (Burke St) Water Mai	10/1/15	0.000000 NO	\$879.13	\$879.13	\$0.00	\$0.00	No	\$0.00

20000-05334.3	AUTUMN WOODS EASEMENTS	5/1/03	0.000000	NO	\$194.10	\$194.10	\$0.00	\$0.00	No	\$0.00
2000-005873.1	RAW WATER MANAGEMENT PROJECT	8/1/05	0.000000	NO	\$47.05	\$47.05	\$0.00	\$0.00	Yes	\$47.05
20000-05873.1	RAW WATER MANAGEMENT PROJECT	6/1/05	0.000000	NO	\$8.70	\$8.70	\$0.00	\$0.00	Yes	\$8.70
20000-07342.12	DESIGN SERVICE FORWTP IMPROVEMENTS	1/1/07	0.000000	NO	\$17.37	\$17.37	\$0.00	\$0.00	Yes	\$17.37
20000-07344.12	DESIGN SERVICES FOR WTP IMPROVEMENTS	1/1/07	0.000000	NO	\$1,085.33	\$1,085.33	\$0.00	\$0.00	Yes	\$1,085.33
20000-07355.11	COUNTY RD BOOSTER AND WATER MAIN	1/1/07	0.000000	NO	\$60.01	\$60.01	\$0.00	\$0.00	No	\$0.00
20000-07355.12	COUNTY RD BOOSTER AND WATER MAIN	1/1/07	0.000000	NO	\$25.59	\$25.59	\$0.00	\$0.00	No	\$0.00
20000-090025	LUND RD EASEMENT/24MAIN/#194-NASHUA	3/11/84	0.000000	NO	\$400.00	\$400.00	\$0.00	\$0.00	No	\$0.00
20000-090045	LOCK ST EASEMENT /#189-NASHUA, NH	7/1/82	0.000000	NO	\$200.00	\$200.00	\$0.00	\$0.00	No	\$0.00
20000-090046	RESERVOIR ST EASEMENT/#6-NASHUA, NH	7/1/00	0.000000	NO	\$150.00	\$150.00	\$0.00	\$0.00	Yes	\$150.00
20000-090047	BEAUVIEW/GRANT ST EASEMENT/#71-NASHUA, N	7/1/00	0.000000	NO	\$0.01	\$0.01	\$0.00	\$0.00	No	\$0.00
20000-090048	FRANKLIN ST/TO NASHUA RIVER-EASEMENT/#72	7/1/00	0.000000	NO	\$142.46	\$142.46	\$0.00	\$0.00	Yes	\$142.46
20000-090049	CONCORD ST - BERKELEY EASEMENT-#92, NASH	7/1/12	0.000000	NO	\$0.01	\$0.01	\$0.00	\$0.00	Yes	\$0.01
20000-090050	Fossa Avenue Easement/#107 - Nashua	7/1/28	0.000000	NO	\$0.01	\$0.01	\$0.00	\$0.00	No	\$0.00
20000-090051	EASTMAN ST EASEMENT/#135-NASHUA, NH	7/1/45	0.000000	NO	\$0.01	\$0.01	\$0.00	\$0.00	No	\$0.00
20000-090052	ST LAURENT ST EASEMENT/#152-NASHUA, NH	7/1/60	0.000000	NO	\$25.00	\$25.00	\$0.00	\$0.00	No	\$0.00
20000-090100	STEARNS RD/RANDLETT EASEMENT-24 MAIN/#23	6/6/88	0.000000	NO	\$4,317.00	\$4,317.00	\$0.00	\$0.00	No	\$0.00
20000-090101	PATTERSON EASEMENT/#242-24MAIN/NATICOOK	7/6/88	0.000000	NO	\$1,241.00	\$1,241.00	\$0.00	\$0.00	No	\$0.00
20000-090102	DECOURCY EASEMENT/#238-24 MAIN/PONEMAH R	6/6/88	0.000000	NO	\$579.50	\$579.50	\$0.00	\$0.00	No	\$0.00
20000-090103	Exxon Easement: Broad Street: Nashua	5/11/88	0.000000	NO	\$8,694.50	\$8,694.50	\$0.00	\$0.00	No	\$0.00
20000-090104	PONEMAH RD EASEMENT/#234,234A-24 MAIN/AM	5/18/88	0.000000	NO	\$15,667.50	\$15,667.50	\$0.00	\$0.00	No	\$0.00
20000-090300	RIDGE ROAD EASEMENT:DUPLESSIS-	9/30/95	0.000000	NO	\$1,052.00	\$1,052.00	\$0.00	\$0.00	No	\$0.00
20000-090350	Easements: English Woods	11/30/97	0.000000	NO	\$1,096.00	\$1,096.00	\$0.00	\$0.00	No	\$0.00
20000-090352	Easements: English Woods	3/31/98	0.000000	NO	\$640.64	\$640.64	\$0.00	\$0.00	No	\$0.00
20000-090353	Elgin Street (#16): Nashua - Easement	7/1/99	0.000000	NO	\$426.89	\$426.89	\$0.00	\$0.00	No	\$0.00
20000-090354	SEAVERNS EASEMENT-SOUHEGAN WOODS	7/1/99	0.000000	NO	\$3,324.58	\$3,324.58	\$0.00	\$0.00	No	\$0.00
20000-7345.912	DESIGN SERVICES FOR WTP IMPROVEMENTS	1/1/07	0.000000	NO	\$567.58	\$567.58	\$0.00	\$0.00	Yes	\$567.58
20300-000804	LEACH PROPERTY EASEMENT-	11/1/02	0.000000	NO	\$1,233.34	\$1,233.34	\$0.00	\$0.00	No	\$0.00
20300-000804.1	LEACH PROPERTY EASEMENT	12/1/03	0.000000	NO	\$33.24	\$33.24	\$0.00	\$0.00	No	\$0.00
20300-000804.2	LEACH PROPERTY EASEMENT	11/1/02	0.000000	NO	\$394.50	\$394.50	\$0.00	\$0.00	No	\$0.00
68	Protective Easement Adjacent to Holt Pon	12/1/05	0.000000	NO	\$13,645.98	\$13,645.98	\$0.00	\$0.00	Yes	\$13,645.98
PWW003056	Obtain Water Agreement to make repairs -	9/1/06	0.000000	NO	\$80.00	\$80.00	\$0.00	\$0.00	No	\$0.00
PWW003109	PLAISTOW FRANCHISE EXPANSION	9/1/06	0.000000	NO	\$2,385.57	\$2,385.57	\$0.00	\$0.00	No	\$0.00
20000-008919.1	Ashley Commons: Milford - Interconnectio	12/1/09	0.000000	NO	\$794.82	\$794.82	\$0.00	\$0.00	No	\$0.00
20000-008920.1	Ashley Commons: Milford - Interconnectio	12/1/09	0.000000	NO	\$318.57	\$318.57	\$0.00	\$0.00	No	\$0.00
20000-008921.1	Ashley Commons: Milford - Interconnectio	12/1/09	0.000000	NO	\$508.49	\$508.49	\$0.00	\$0.00	No	\$0.00
20000-008922.1	Ashley Commons: Milford - Interconnectio	12/1/09	0.000000	NO	\$442.68	\$442.68	\$0.00	\$0.00	No	\$0.00
20000-008923.1	Ashley Commons: Milford - Interconnectio	12/1/09	0.000000	NO	\$460.35	\$460.35	\$0.00	\$0.00	No	\$0.00
20000-008924	Ashley Commons: Milford - Interconnectio	12/1/09	0.000000	NO	\$51,060.00	\$51,060.00	\$0.00	\$0.00	No	\$0.00
20000-008925	Ashley Commons: Milford - Interconnectio	12/1/09	0.000000	NO	\$1,265.00	\$1,265.00	\$0.00	\$0.00	No	\$0.00
20000-008926	Ashley Commons: Milford - Interconnectio	12/1/09	0.000000	NO	\$935.00	\$935.00	\$0.00	\$0.00	No	\$0.00
20000-008927	Ashley Commons: Milford - Interconnectio	12/1/09	0.000000	NO	\$4,790.00	\$4,790.00	\$0.00	\$0.00	No	\$0.00
20000-008928	Ashley Commons: Milford - Interconnectio	12/1/09	0.000000	NO	\$4,700.00	\$4,700.00	\$0.00	\$0.00	No	\$0.00
20000-008929	Ashley Commons: Milford - Interconnectio	12/1/09	0.000000	NO	\$778.00	\$778.00	\$0.00	\$0.00	No	\$0.00
20000-008930.1	Ashley Commons: Milford - Interconnectio	12/1/09	0.000000	NO	\$8,709.68	\$8,709.68	\$0.00	\$0.00	No	\$0.00
20000-008931.1	Ashley Commons: Milford - Interconnectio	12/1/09	0.000000	NO	\$4,519.80	\$4,519.80	\$0.00	\$0.00	No	\$0.00
20000-008932	Ashley Commons: Milford - Interconnectio	12/1/09	0.000000	NO	\$5,613.35	\$5,613.35	\$0.00	\$0.00	No	\$0.00
20000-008933	Ashley Commons: Milford - Interconnectio	12/1/09	0.000000	NO	\$15.00	\$15.00	\$0.00	\$0.00	No	\$0.00

20000-008934	Ashley Commons: Milford - Interconnectio	12/1/09	0.000000 NO	\$25,872.93	\$25,872.93	\$0.00	\$0.00	No	\$0.00
20000-008935	Ashley Commons: Milford - Interconnectio	12/1/09	0.000000 NO	\$61,289.20	\$61,289.20	\$0.00	\$0.00	No	\$0.00
20000-008939	Ashley Commons: Milford - Interconnectio	12/1/09	0.000000 NO	\$1,173.99	\$1,173.99	\$0.00	\$0.00	No	\$0.00
20000-008940.1	Ashley Commons: Milford - Interconnectio	12/1/09	0.000000 NO	\$9,708.04	\$9,708.04	\$0.00	\$0.00	No	\$0.00
20000-008941.1	Ashley Commons: Milford - Interconnectio	12/1/09	0.000000 NO	\$21.69	\$21.69	\$0.00	\$0.00	No	\$0.00
20000-008942	Ashley Commons: Milford - Interconnectio	12/1/09	0.000000 NO	\$55.00	\$55.00	\$0.00	\$0.00	No	\$0.00
20000-008943.1	Ashley Commons: Milford - Interconnectio	12/1/09	0.000000 NO	\$18.58	\$18.58	\$0.00	\$0.00	No	\$0.00
20000-008944.1	Ashley Commons: Milford - Interconnectio	12/1/09	0.000000 NO	\$2,032.05	\$2,032.05	\$0.00	\$0.00	No	\$0.00
20000-008945	Ashley Commons: Milford - Interconnectio	12/1/09	0.000000 NO	\$318.00	\$318.00	\$0.00	\$0.00	No	\$0.00
20000-009058	Ashley Commons: Milford - Interconnectio	12/1/09	0.000000 NO	\$4,692.00	\$4,692.00	\$0.00	\$0.00	No	\$0.00
20000-009059	Ashley Commons: Milford - Interconnectio	12/1/09	0.000000 NO	\$1,265.00	\$1,265.00	\$0.00	\$0.00	No	\$0.00
20000-009060	Ashley Commons: Milford - Interconnectio	12/1/09	0.000000 NO	\$314.00	\$314.00	\$0.00	\$0.00	No	\$0.00
20000-009061	Ashley Commons: Milford - Interconnectio	12/1/09	0.000000 NO	\$2,395.00	\$2,395.00	\$0.00	\$0.00	No	\$0.00
20000-009062	Ashley Commons: Milford - Interconnectio	12/1/09	0.000000 NO	\$11,060.00	\$11,060.00	\$0.00	\$0.00	No	\$0.00
20000-009064	Ashley Commons: Milford - Interconnectio	12/1/09	0.000000 NO	\$2,709.92	\$2,709.92	\$0.00	\$0.00	No	\$0.00
20000-009079.1	Ashley Commons Interconnect - engineerin	1/1/10	0.000000 NO	\$132.65	\$132.65	\$0.00	\$0.00	No	\$0.00
20000-009080.1	Ashley Commons Interconnect - engineerin	1/1/10	0.000000 NO	\$1,109.96	\$1,109.96	\$0.00	\$0.00	No	\$0.00
20000-009081.1	Ashley Commons Interconnect - engineerin	1/1/10	0.000000 NO	\$390.46	\$390.46	\$0.00	\$0.00	No	\$0.00
20000-009124.1	Ashley Commons: Town of Milford Intercon	2/1/10	0.000000 NO	\$1,847.79	\$1,847.79	\$0.00	\$0.00	No	\$0.00
20000-009125.1	Ashley Commons: Town of Milford Intercon	2/1/10	0.000000 NO	\$89.69	\$89.69	\$0.00	\$0.00	No	\$0.00
20000-009126.1	Ashley Commons: Town of Milford Intercon	2/1/10	0.000000 NO	\$88.51	\$88.51	\$0.00	\$0.00	No	\$0.00
20000-009233	Ashley Commons: Town of Milford Intercon	4/1/10	0.000000 NO	\$1,002.23	\$1,002.23	\$0.00	\$0.00	No	\$0.00
20000-009241	Ashley Commons: Town of Milford Intercon	5/1/10	0.000000 NO	\$1,840.81	\$1,840.81	\$0.00	\$0.00	No	\$0.00
20000-009382	Ashley Commons: Town of Milford Intercon	6/1/10	0.000000 NO	\$1,636.13	\$1,636.13	\$0.00	\$0.00	No	\$0.00
20000-009426	Ashley Commons Interconnect - engineerin	6/1/10	0.000000 NO	\$1,049.45	\$1,049.45	\$0.00	\$0.00	No	\$0.00
20000-009428	Ashley Commons Interconnect - Inventory	6/1/10	0.000000 NO	\$460.77	\$460.77	\$0.00	\$0.00	No	\$0.00
20000-009502	Ashley Commons Interconnect - 12 DI Coup	6/3/10	0.000000 NO	\$314.00	\$314.00	\$0.00	\$0.00	No	\$0.00
20000-009503	Ashley Commons Interconnect - 12 MJRS Ga	6/3/10	0.000000 NO	\$2,395.00	\$2,395.00	\$0.00	\$0.00	No	\$0.00
20000-009504	Ashley Commons Interconnect - Type 1 Tre	6/3/10	0.000000 NO	\$35,223.10	\$35,223.10	\$0.00	\$0.00	No	\$0.00
20000-009505	Ashley Commons Interconnect - Type 2 Tre	6/3/10	0.000000 NO	\$13,325.00	\$13,325.00	\$0.00	\$0.00	No	\$0.00
20000-009506	Ashley Commons Interconnect - Mobilizati	6/3/10	0.000000 NO	\$1,248.70	\$1,248.70	\$0.00	\$0.00	No	\$0.00
20000-009507	Ashley Commons Interconnect - Hay Bales	6/3/10	0.000000 NO	\$550.00	\$550.00	\$0.00	\$0.00	No	\$0.00
20000-009508	Ashley Commons Interconnect - Police Det	6/3/10	0.000000 NO	\$1,529.85	\$1,529.85	\$0.00	\$0.00	No	\$0.00
20000-009509	Ashley Commons Interconnect - Hydrant Ex	6/3/10	0.000000 NO	\$120.15	\$120.15	\$0.00	\$0.00	No	\$0.00
20000-009512	Ashley Commons Interconnect - Asphalt Cu	6/3/10	0.000000 NO	\$1,320.00	\$1,320.00	\$0.00	\$0.00	No	\$0.00
20000-009513	Ashley Commons Interconnect - Meter Pit	6/3/10	0.000000 NO	\$500.00	\$500.00	\$0.00	\$0.00	No	\$0.00
20000-009514	Ashley Commons Interconnect -Pit Ladder	6/3/10	0.000000 NO	\$800.00	\$800.00	\$0.00	\$0.00	No	\$0.00
20000-009598	Ashley Commons Interconnect - engineerin	7/1/10	0.000000 NO	\$1,073.22	\$1,073.22	\$0.00	\$0.00	No	\$0.00
20000-009950	Ashley Commons: Town of Milford Intercon	9/1/10	0.000000 NO	\$75.79	\$75.79	\$0.00	\$0.00	No	\$0.00
20000-009953	Ashley Commons: Town of Milford Intercon	9/1/10	0.000000 NO	\$15.81	\$15.81	\$0.00	\$0.00	No	\$0.00
20000-009954	Ashley Commons Interconnect - engineerin	9/1/10	0.000000 NO	\$551.95	\$551.95	\$0.00	\$0.00	No	\$0.00
20000-010805	Ashley Commons Interconnect - engineerin	12/1/10	0.000000 NO	\$86.20	\$86.20	\$0.00	\$0.00	No	\$0.00
20000-08936.11	Ashley Commons: Milford - Interconnectio	12/1/09	0.000000 NO	\$107,640.00	\$107,640.00	\$0.00	\$0.00	No	\$0.00
20000-08936.12	Ashley Commons: Milford - Interconnectio	12/1/09	0.000000 NO	\$20,872.50	\$20,872.50	\$0.00	\$0.00	No	\$0.00
20000-08936.22	Ashley Commons: Milford - Interconnectio	12/1/09	0.000000 NO	\$42,098.00	\$42,098.00	\$0.00	\$0.00	No	\$0.00
20000-08936.31	Ashley Commons: Milford - Interconnectio	12/1/09	0.000000 NO	\$2,530.00	\$2,530.00	\$0.00	\$0.00	No	\$0.00
20000-08936.32	Ashley Commons: Milford - Interconnectio	12/1/09	0.000000 NO	\$1,125.00	\$1,125.00	\$0.00	\$0.00	No	\$0.00
20000-08936.42	Ashley Commons: Milford - Interconnectio	12/1/09	0.000000 NO	\$2,325.00	\$2,325.00	\$0.00	\$0.00	No	\$0.00

20000-08936.51	Ashley Commons: Milford - Interconnectio	12/1/09	0.000000 NO	\$9,580.00	\$9,580.00	\$0.00	\$0.00	No	\$0.00
20000-08936.52	Ashley Commons: Milford - Interconnectio	12/1/09	0.000000 NO	\$4,680.00	\$4,680.00	\$0.00	\$0.00	No	\$0.00
20000-08936.61	Ashley Commons: Milford - Interconnectio	12/1/09	0.000000 NO	\$370.00	\$370.00	\$0.00	\$0.00	No	\$0.00
20000-08936.62	Ashley Commons: Milford - Interconnectio	12/1/09	0.000000 NO	\$630.00	\$630.00	\$0.00	\$0.00	No	\$0.00
20000-08936.71	Ashley Commons: Milford - Interconnectio	12/1/09	0.000000 NO	\$14,100.00	\$14,100.00	\$0.00	\$0.00	No	\$0.00
20000-08936.72	Ashley Commons: Milford - Interconnectio	12/1/09	0.000000 NO	\$1,556.00	\$1,556.00	\$0.00	\$0.00	No	\$0.00
20000-08936.81	Ashley Commons: Milford - Interconnectio	12/1/09	0.000000 NO	\$15,540.00	\$15,540.00	\$0.00	\$0.00	No	\$0.00
20000-08936.82	Ashley Commons: Milford - Interconnectio	12/1/09	0.000000 NO	\$6,500.00	\$6,500.00	\$0.00	\$0.00	No	\$0.00
20000-08936.83	Ashley Commons: Milford - Interconnectio	12/1/09	0.000000 NO	\$8,400.00	\$8,400.00	\$0.00	\$0.00	No	\$0.00
20000-08936.93	Ashley Commons: Milford - Interconnectio	12/1/09	0.000000 NO	\$8,734.95	\$8,734.95	\$0.00	\$0.00	No	\$0.00
20000-08947.11	Ashley Commons: Milford - Interconnectio	12/1/09	0.000000 NO	\$838.50	\$838.50	\$0.00	\$0.00	No	\$0.00
20000-08947.21	Ashley Commons: Milford - Interconnectio	12/1/09	0.000000 NO	\$4,181.79	\$4,181.79	\$0.00	\$0.00	No	\$0.00
20000-08948.11	Ashley Commons: Milford - Interconnectio	12/1/09	0.000000 NO	\$14,104.90	\$14,104.90	\$0.00	\$0.00	No	\$0.00
20000-08948.21	Ashley Commons: Milford - Interconnectio	12/1/09	0.000000 NO	\$684.60	\$684.60	\$0.00	\$0.00	No	\$0.00
20000-08948.31	Ashley Commons: Milford - Interconnectio	12/1/09	0.000000 NO	\$675.62	\$675.62	\$0.00	\$0.00	No	\$0.00
20000-8936.212	Ashley Commons: Milford - Interconnectio	12/1/09	0.000000 NO	\$4,480.00	\$4,480.00	\$0.00	\$0.00	No	\$0.00
20000-8936.911	Ashley Commons: Milford - Interconnectio	12/1/09	0.000000 NO	\$1,741.94	\$1,741.94	\$0.00	\$0.00	No	\$0.00
20000-8936.921	Ashley Commons: Milford - Interconnectio	12/1/09	0.000000 NO	\$2,511.00	\$2,511.00	\$0.00	\$0.00	No	\$0.00
20000-011049	East Derry/Drew Woods Interconnection	12/2/10	0.000000 NO	\$23,204.15	\$23,204.15	\$0.00	\$0.00	No	\$0.00
20000-011056	East Derry/Drew Woods Interconnection -	12/2/10	0.000000 NO	\$2,064.53	\$2,064.53	\$0.00	\$0.00	No	\$0.00
20000-011071	East Derry/Drew Woods Interconnection -	12/2/10	0.000000 NO	\$1,400.79	\$1,400.79	\$0.00	\$0.00	No	\$0.00
20000-011072	East Derry/Drew Woods Interconnection -	12/2/10	0.000000 NO	\$462.65	\$462.65	\$0.00	\$0.00	No	\$0.00
20000-011080	East Derry/Drew Woods Interconnection -	12/2/10	0.000000 NO	\$124.84	\$124.84	\$0.00	\$0.00	No	\$0.00
20000-011094	East Derry/Drew Woods Interconnection	12/2/10	0.000000 NO	\$3.22	\$3.22	\$0.00	\$0.00	No	\$0.00
20000-011096	East Derry/Drew Woods Interconnection -	12/2/10	0.000000 NO	\$4,311.12	\$4,311.12	\$0.00	\$0.00	No	\$0.00
20000-011099	East Derry/Drew Woods Interconnection -	12/2/10	0.000000 NO	\$23,130.00	\$23,130.00	\$0.00	\$0.00	No	\$0.00
20000-011103	East Derry/Drew Woods Interconnection -	12/2/10	0.000000 NO	\$75,458.39	\$75,458.39	\$0.00	\$0.00	No	\$0.00
20000-011105	East Derry/Drew Woods Interconnection -	12/2/10	0.000000 NO	\$650.00	\$650.00	\$0.00	\$0.00	No	\$0.00
20000-011112	East Derry/Drew Woods Interconnection	12/2/10	0.000000 NO	\$10,977.71	\$10,977.71	\$0.00	\$0.00	No	\$0.00
20000-011113	East Derry/Drew Woods Interconnection -	12/2/10	0.000000 NO	\$222,006.98	\$222,006.98	\$0.00	\$0.00	No	\$0.00
20000-011124	East Derry/Drew Woods Interconnection -	12/2/10	0.000000 NO	\$26,095.50	\$26,095.50	\$0.00	\$0.00	No	\$0.00
20000-011127	East Derry/Drew Woods Interconnection -	12/2/10	0.000000 NO	\$10,794.38	\$10,794.38	\$0.00	\$0.00	No	\$0.00
20000-011128	East Derry/Drew Woods Interconnection -	12/2/10	0.000000 NO	\$48,355.81	\$48,355.81	\$0.00	\$0.00	No	\$0.00
20000-011132	East Derry/Drew Woods Interconnection -	12/2/10	0.000000 NO	\$2,226.60	\$2,226.60	\$0.00	\$0.00	No	\$0.00
20000-011133	East Derry/Drew Woods Interconnection -	12/2/10	0.000000 NO	\$5,682.15	\$5,682.15	\$0.00	\$0.00	No	\$0.00
20000-011134	East Derry/Drew Woods Interconnection -	12/2/10	0.000000 NO	\$895.50	\$895.50	\$0.00	\$0.00	No	\$0.00
20000-011135	East Derry/Drew Woods Interconnection -	12/2/10	0.000000 NO	\$446.40	\$446.40	\$0.00	\$0.00	No	\$0.00
20000-011136	East Derry/Drew Woods Interconnection -	12/2/10	0.000000 NO	\$341.10	\$341.10	\$0.00	\$0.00	No	\$0.00
20000-011137	East Derry/Drew Woods Interconnection -	12/2/10	0.000000 NO	\$342.00	\$342.00	\$0.00	\$0.00	No	\$0.00
20000-011138	East Derry/Drew Woods Interconnection -	12/2/10	0.000000 NO	\$585.00	\$585.00	\$0.00	\$0.00	No	\$0.00
20000-011139	East Derry/Drew Woods Interconnection -	12/2/10	0.000000 NO	\$8,512.20	\$8,512.20	\$0.00	\$0.00	No	\$0.00
20000-011140	East Derry/Drew Woods Interconnection -	12/2/10	0.000000 NO	\$198.00	\$198.00	\$0.00	\$0.00	No	\$0.00
20000-011141	East Derry/Drew Woods Interconnection -	12/2/10	0.000000 NO	\$571.50	\$571.50	\$0.00	\$0.00	No	\$0.00
20000-011146	East Derry/Drew Woods Interconnection -	12/2/10	0.000000 NO	\$2,145.87	\$2,145.87	\$0.00	\$0.00	No	\$0.00
20000-011147	East Derry/Drew Woods Interconnection -	12/2/10	0.000000 NO	\$3,339.90	\$3,339.90	\$0.00	\$0.00	No	\$0.00
20000-011148	East Derry/Drew Woods Interconnection -	12/2/10	0.000000 NO	\$53,111.03	\$53,111.03	\$0.00	\$0.00	No	\$0.00
20000-011149	East Derry/Drew Woods Interconnection -	12/2/10	0.000000 NO	\$2,686.50	\$2,686.50	\$0.00	\$0.00	No	\$0.00
20000-011150	East Derry/Drew Woods Interconnection -	12/2/10	0.000000 NO	\$828.00	\$828.00	\$0.00	\$0.00	No	\$0.00

20000-011151	East Derry/Drew Woods Interconnection -	12/2/10	0.000000 NO	\$216.00	\$216.00	\$0.00	\$0.00	No	\$0.00
20000-011152	East Derry/Drew Woods Interconnection -	12/2/10	0.000000 NO	\$892.80	\$892.80	\$0.00	\$0.00	No	\$0.00
20000-011153	East Derry/Drew Woods Interconnection -	12/2/10	0.000000 NO	\$341.10	\$341.10	\$0.00	\$0.00	No	\$0.00
20000-011154	East Derry/Drew Woods Interconnection -	12/2/10	0.000000 NO	\$585.00	\$585.00	\$0.00	\$0.00	No	\$0.00
20000-011155	East Derry/Drew Woods Interconnection -	12/2/10	0.000000 NO	\$5,100.26	\$5,100.26	\$0.00	\$0.00	No	\$0.00
20000-011156	East Derry/Drew Woods Interconnection -	12/2/10	0.000000 NO	\$21,096.00	\$21,096.00	\$0.00	\$0.00	No	\$0.00
20000-011157	East Derry/Drew Woods Interconnection -	12/2/10	0.000000 NO	\$2,115.00	\$2,115.00	\$0.00	\$0.00	No	\$0.00
20000-011158	East Derry/Drew Woods Interconnection -	12/2/10	0.000000 NO	\$288.00	\$288.00	\$0.00	\$0.00	No	\$0.00
20000-011159	East Derry/Drew Woods Interconnection -	12/2/10	0.000000 NO	\$1,039.50	\$1,039.50	\$0.00	\$0.00	No	\$0.00
20000-011160	East Derry/Drew Woods Interconnection -	12/2/10	0.000000 NO	\$9,212.63	\$9,212.63	\$0.00	\$0.00	No	\$0.00
20000-011187	East Derry/Drew Woods Interconnection -	12/2/10	0.000000 NO	\$7,061.67	\$7,061.67	\$0.00	\$0.00	No	\$0.00
20000-011188	East Derry/Drew Woods Interconnection -	12/2/10	0.000000 NO	\$683.10	\$683.10	\$0.00	\$0.00	No	\$0.00
20000-011189	East Derry/Drew Woods Interconnection -	12/2/10	0.000000 NO	\$414.00	\$414.00	\$0.00	\$0.00	No	\$0.00
20000-011190	East Derry/Drew Woods Interconnection -	12/2/10	0.000000 NO	\$432.00	\$432.00	\$0.00	\$0.00	No	\$0.00
20000-011191	East Derry/Drew Woods Interconnection -	12/2/10	0.000000 NO	\$42,747.44	\$42,747.44	\$0.00	\$0.00	No	\$0.00
20000-011192	East Derry/Drew Woods Interconnection -	12/2/10	0.000000 NO	\$3,240.00	\$3,240.00	\$0.00	\$0.00	No	\$0.00
20000-011193	East Derry/Drew Woods Interconnection -	12/2/10	0.000000 NO	\$1,039.50	\$1,039.50	\$0.00	\$0.00	No	\$0.00
20000-011194	East Derry/Drew Woods Interconnection -	12/2/10	0.000000 NO	\$30,936.60	\$30,936.60	\$0.00	\$0.00	No	\$0.00
20000-011195	East Derry/Drew Woods Interconnection -	12/2/10	0.000000 NO	\$3,229.56	\$3,229.56	\$0.00	\$0.00	No	\$0.00
20000-011213	East Derry/Drew Woods Interconnection -	12/2/10	0.000000 NO	\$1,351.76	\$1,351.76	\$0.00	\$0.00	No	\$0.00
20000-011214	East Derry/Drew Woods Interconnection -	12/2/10	0.000000 NO	\$12,398.40	\$12,398.40	\$0.00	\$0.00	No	\$0.00
20000-011215	East Derry/Drew Woods Interconnection -	12/2/10	0.000000 NO	\$585.00	\$585.00	\$0.00	\$0.00	No	\$0.00
20000-011216	East Derry/Drew Woods Interconnection -	12/2/10	0.000000 NO	\$4,085.10	\$4,085.10	\$0.00	\$0.00	No	\$0.00
20000-011217	East Derry/Drew Woods Interconnection -	12/2/10	0.000000 NO	\$4,050.00	\$4,050.00	\$0.00	\$0.00	No	\$0.00
20000-011218	East Derry/Drew Woods Interconnection -	12/2/10	0.000000 NO	\$4,266.00	\$4,266.00	\$0.00	\$0.00	No	\$0.00
Report Total				\$2,178,105.78	\$2,178,105.78	\$0.00	\$0.00		\$574,905.40

Structures and Improvements

Deprciation Life - **This is average of all active assets in 304** 34.80 years

										Hu
Asset Code	Description	Date Capitalized	Asset Life	Depn Code	GBV	NBV as of 12/31/2020	NBV as of 12/31/2011	Per Depn	YTD Depn	Allocable?
20000-000454	PENSTOCK REPAIR & INSTALL-OF 48 STEEL P	7/1/83	43.500000	SL	\$19,272.03	\$2,538.08		\$36.92	\$443.04	Yes
20000-000457	HARRIS POND DAM REPAIRS	1/1/01	33.000000	SL	\$64,915.50	\$0.00		\$0.00	\$0.00	Yes
20000-000457.5	HARRIS POND DAM REPAIRS	1/1/80	43.500000	SL	\$3,900.79	\$244.50		\$7.47	\$89.64	Yes
20000-000457.6	HARRIS POND DAM REPAIRS	1/1/81	43.500000	SL	\$5,735.60	\$466.14		\$10.99	\$131.88	Yes
20000-000458	EAYRS DAM (SUPPLY POND) AT PUMPING STATI	1/1/01	33.000000	SL	\$20,100.00	\$3,328.95		\$50.76	\$609.12	Yes
20000-000458.1	EAYRS DAM (SUPPLY POND) AT PUMPING STATI	1/1/80	43.500000	SL	\$1,953.08	\$20.58		\$3.74	\$44.88	Yes
20000-000463	900' STONE WALLED BROOK CHANNL-AT SUPPLY	7/1/01	33.000000	SL	\$760.00	\$0.00		\$0.00	\$0.00	Yes
20000-000466	REPAIRS TO HARRIS DAM-	7/1/75	43.500000	SL	\$4,452.63	\$0.00		\$0.00	\$0.00	Yes
20000-000468	REPAIRS TO HARRIS DAM-	7/1/58	43.500000	SL	\$10,364.27	\$0.00		\$0.00	\$0.00	Yes
20000-000477	MERRIMACK RIVER PUMP STATION-	7/1/85	43.500000	SL	\$582,342.01	\$97,194.18		\$1,115.61	\$13,387.25	Yes
20000-002047	Tinker Road: Nashua - Fence Repairs	7/31/89	43.500000	SL	\$7,014.00	\$1,984.65		\$13.44	\$161.28	Yes
20000-002400	D & M STATION: TURBINE-INLET/G. V.	4/30/93	43.500000	SL	\$203,103.82	\$77,951.62		\$389.09	\$4,669.08	Yes
20000-002428	Bon Terrain Acquisition: Amherst - Sourc	1/1/93	43.500000	SL	\$275,594.69	\$103,140.20		\$527.96	\$6,335.52	No
20000-002440	PENSTOCK REHABILITATION/VALVE-REPLACEMEN	6/30/93	43.500000	SL	\$3,000.00	\$1,164.22		\$5.39	\$64.68	Yes
20000-002600	D & M TURBINE/PENSTOCK-	2/28/94	43.500000	SL	\$516.60	\$213.18		\$0.94	\$11.22	Yes
20000-003090	WATER SUPPLY - OUT BUILDING-IMPROVEMENTS	8/31/96	43.500000	SL	\$8,121.75	\$3,755.08		\$14.90	\$178.80	Yes
20000-003091	BON TERRAIN - TEST WELLS-	8/31/96	43.500000	SL	\$2,867.02	\$1,306.74		\$5.19	\$62.28	Yes
20000-004279	TOPOGRAPHIC SURVEY-CONCORD ST NASHUA	5/1/99	43.500000	SL	\$15,270.50	\$8,198.85		\$28.47	\$341.64	Yes
20000-004620	PAVING REPAIRS TO THE-TREATMENT PLANT DR	7/1/00	43.500000	SL	\$4,799.31	\$2,674.22		\$8.91	\$106.92	Yes
20000-004828	AVD TANK REBUILDING-	12/1/01	43.500000	SL	\$289,229.38	\$166,715.93		\$554.08	\$6,648.96	No
20000-004832	Structure: Valleyfield - Plaistow	12/1/01	43.500000	SL	\$6,414.97	\$3,729.97		\$11.96	\$143.52	No
20000-005055	AVD: Amherst - Tank Replacement	4/1/02	43.500000	SL	\$217.00	\$131.22		\$0.41	\$4.85	No
20000-005064	Kessler Farm: Nashua - Tank Rehab & Inte	10/1/02	43.500000	SL	\$323.64	\$198.00		\$0.61	\$7.32	No
20000-005064.2	Kessler Farm: Nashua - Tank Rehab & Inte	6/1/02	43.500000	SL	\$48,300.00	\$29,496.44		\$92.53	\$1,110.36	No
20000-005064.3	Kessler Farm: Nashua - Tank Rehab & Inte	9/1/02	43.500000	SL	\$11,182.50	\$6,840.31		\$21.11	\$253.32	No
20000-005073	PHASE 1 WATER MAIN-EASEMENT CUT/CLEAR	5/1/02	43.500000	SL	\$13,604.08	\$8,257.81		\$25.49	\$305.88	Yes
20000-005076	AVD Tank Repainting/Souhegan Booster Sta	12/1/02	43.500000	SL	\$4,074.00	\$2,480.22		\$7.66	\$91.86	No
20000-005076.1	AVD Tank Repainting: Amherst - Stone Sid	6/1/02	43.500000	SL	\$2,133.61	\$1,305.03		\$4.03	\$48.36	No
20000-005076.2	AVD Tank Repainting: Amherst - Engineeri	7/1/02	43.500000	SL	\$144.86	\$88.74		\$0.27	\$3.24	No
20000-005076.3	AVD Tank Repainting: Amherst - Sawcut, E	8/1/02	43.500000	SL	\$1,190.08	\$727.84		\$2.25	\$27.00	No
20000-005114	Taylor Falls: Nashua - Replace 8 Flanged	8/1/02	43.500000	SL	\$4,088.98	\$2,482.12		\$7.66	\$91.92	No
20000-005351	Autumn Woods: Salem - 121' #9 Gauge Galv	2/1/03	43.500000	SL	\$2,585.00	\$1,639.95		\$4.88	\$58.56	No
20000-005419	D&M Exterior Repairs	7/1/03	43.500000	SL	\$17,737.50	\$11,292.64		\$33.61	\$403.32	Yes
20000-005420	D&M Exterior Repairs	7/1/03	43.500000	SL	\$10,257.50	\$6,530.39		\$19.44	\$233.28	Yes
20000-005421	Kessler Farm: Nashua - Install Drain Lin	7/1/03	43.500000	SL	\$3,482.32	\$2,217.01		\$6.60	\$79.20	No
20000-005422	KESSLER FARM TANK PAINTING-	7/1/03	43.500000	SL	\$820,365.08	\$521,672.32		\$1,571.58	\$18,858.96	No
20000-005422.1	KESSLER FARM TANK PAINTING	12/1/03	43.500000	SL	\$2,377.91	\$1,513.79		\$4.51	\$54.12	No
20000-005675	Kessler Famr: Nashua - One Year Inspecti	8/1/04	43.500000	SL	\$9,664.03	\$6,391.62		\$18.37	\$220.44	No
20000-005714	Supply Pond/Harris Pond Dams - Engineeri	11/1/04	43.500000	SL	\$39,051.75	\$25,837.84		\$74.25	\$891.00	Yes
20000-005715	Supply Pond/Harris Pond Dams - Engineeri	11/1/04	43.500000	SL	\$106,352.85	\$70,311.30		\$203.74	\$2,444.88	Yes
20000-005716	SUPPLY POND DAM PROJECT - HARRIS POND	11/1/04	43.500000	SL	\$692,874.66	\$458,068.14		\$1,327.35	\$15,928.20	Yes
20000-005716.1	SUPPLY POND DAM PROJECT - HARRIS POND	12/1/04	43.500000	SL	\$55,493.98	\$36,716.62		\$105.51	\$1,266.12	Yes
20000-005785	SUPPLY POND DAM PROJECT	2/1/05	43.500000	SL	\$12,264.46	\$8,421.18		\$23.39	\$280.68	Yes

20000-005785.1	SUPPLY POND DAM PROJECT	3/1/05	43.500000 SL	\$1,600.00	\$1,098.67	\$3.05	\$36.60	Yes
20000-005785.2	SUPPLY POND DAM PROJECT	8/1/05	43.500000 SL	\$30,119.60	\$20,680.82	\$57.45	\$689.40	Yes
20000-005855	D&M Station: Nashua - Install Valve Oper	5/1/05	43.500000 SL	\$2,176.35	\$1,494.38	\$4.15	\$49.80	Yes
20000-005973	BON TERRAIN TANK PAINTING	9/1/05	43.500000 SL	\$358,648.31	\$246,148.44	\$687.07	\$8,244.81	No
20000-005973.1	BON TERRAIN TANK PAINTING	10/1/05	43.500000 SL	\$210.58	\$144.66	\$0.40	\$4.80	No
20000-005973.2	BON TERRAIN TANK PAINTING	12/1/05	43.500000 SL	\$17,850.00	\$12,256.20	\$34.05	\$408.54	No
20000-005973-001	BON TERRAIN TANK PAINTING	9/1/05	43.500000 SL	\$17,911.10	\$12,292.79	\$34.31	\$411.75	No
20000-006003	CELINA AVENUE STORMWATER TREATMENT (WATE	10/1/05	43.500000 SL	\$2,511.97	\$1,724.79	\$4.79	\$57.48	Yes
20000-006004	PENNICHUCK SQUARE STORMWATER TREATMENT	10/1/05	43.500000 SL	\$160,811.77	\$110,368.75	\$308.07	\$3,696.84	Yes
20000-006272	SNOW STATION SHED ROOF REPLACEMENT	3/1/06	43.500000 SL	\$5,832.00	\$4,156.22	\$11.17	\$134.04	Yes
20000-006275	COLUMBIA TANK DEMOLITION	3/1/06	43.500000 SL	\$28,144.29	\$20,028.29	\$53.84	\$646.08	No
20000-006277	PENNICHUCK SQUARE STORMWATER TREATMENT	3/1/06	43.500000 SL	\$16,212.63	\$11,537.58	\$31.02	\$372.15	Yes
20000-007139	Columbia Avenue: Nashua - Reset Curb & P	11/1/06	43.500000 SL	\$4,177.03	\$2,972.56	\$7.99	\$95.88	Yes
20000-007141	PENNICHUCK SQUARE STORMWATER TREATMENT	11/1/06	43.500000 SL	\$1,461.55	\$1,039.93	\$2.80	\$33.60	Yes
20000-007145	BON TERRAIN TANK PAINTING SPECS	11/1/06	43.500000 SL	\$6,477.65	\$4,609.77	\$12.39	\$148.68	No
20000-007228	PENNICHUCK SQUARE STORMWATER TREATMENT	12/1/06	43.500000 SL	\$2,166.67	\$1,541.94	\$4.15	\$49.74	Yes
20000-007248	FEDERAL HILL BOOSTER STATION - STRUCTURA	12/1/06	43.500000 SL	\$68,000.00	\$48,391.00	\$130.08	\$1,560.96	No
20000-007249	Northfield Booster Station - Structure	12/1/06	43.500000 SL	\$43,000.00	\$30,600.03	\$82.26	\$987.12	No
20000-007261	Tinker Road: Nashua - Chain Link Fence	12/1/06	43.500000 SL	\$5,745.00	\$4,088.31	\$10.99	\$131.88	Yes
20000-007343.2	FINISHED WATER PUMPING STATION & WATER T	1/1/07	43.500000 SL	\$15,515.39	\$11,413.69	\$29.72	\$356.64	Yes
20000-007346.2	WTP EVALUATION & CAPITAL PROJECT PLAN	1/1/07	43.500000 SL	\$11,030.47	\$8,114.44	\$21.13	\$253.56	Yes
20000-007347.2	WTP EVALUATION & CAPITAL PLAN PROJECT	1/1/07	43.500000 SL	\$13,961.63	\$10,270.47	\$26.75	\$321.00	Yes
20000-007348	PENNICHUCK SQUARE STORMWATER TREATMENT	1/1/07	43.500000 SL	\$15,000.00	\$11,034.31	\$28.74	\$344.88	Yes
20000-007349	CELINA AVENUE STORMWATER TREATMENT	1/1/07	43.500000 SL	\$13,500.00	\$9,931.15	\$25.86	\$310.32	Yes
20000-007358	WATER TREATMENT PLANT LAGOONS - DES UPGR	2/1/07	43.500000 SL	\$7,230.78	\$5,319.31	\$13.85	\$166.20	Yes
20000-007457	Source of Supply Structs: Bowers Landing	5/1/07	43.500000 SL	\$85,000.00	\$62,528.64	\$162.84	\$1,954.03	No
20000-007479	D&M STATION FURNACE REPLACEMENT	6/1/07	43.500000 SL	\$0.00	\$0.00	-\$19.64	\$23.59	Yes
20000-007481	BON TERRAIN MAIN BREAKER	6/1/07	43.500000 SL	\$1,748.00	\$1,285.87	\$3.35	\$40.20	No
20000-007658	FINISHED WATER PUMPING STATION & WATER T	10/1/07	43.500000 SL	\$726.44	\$534.45	\$1.39	\$16.68	Yes
20000-007710	FINISHED WATER PUMPING STATION & WATER T	11/1/07	43.500000 SL	\$433.27	\$318.73	\$0.83	\$9.96	Yes
20000-007788	FINISHED WATER PUMPING STATION - WTP (CO	1/1/08	43.500000 SL	\$28.39	\$21.71	\$0.05	\$0.60	Yes
20000-007872	FINISHED WATER PUMPING STATION - WTP (CO	4/1/08	43.500000 SL	\$110.34	\$83.73	\$0.21	\$2.52	Yes
20000-007919	FINISHED WATER PUMPING STATION - WTP (CO	5/1/08	43.500000 SL	\$821.47	\$623.35	\$1.57	\$18.84	Yes
20000-007933	FINISHED WATER PUMPING STATION - WTP (CO	5/1/08	43.500000 SL	\$34.19	\$25.75	\$0.07	\$0.84	Yes
20000-007961	FINISHED WATER PUMPING STATION & STORAGE	6/1/08	43.500000 SL	\$1,104.09	\$837.54	\$2.12	\$25.38	Yes
20000-007993	FINISHED WATER PUMPING STATION - WTP (CO	7/1/08	43.500000 SL	\$271.74	\$206.15	\$0.52	\$6.24	Yes
20000-008095	FINISHED WATER PUMPING STATION - WTP (CO	9/1/08	43.500000 SL	\$184.52	\$140.12	\$0.35	\$4.20	Yes
20000-008168	FINISHED WATER PUMPING STATION - WTP (CO	10/1/08	43.500000 SL	\$269.44	\$204.29	\$0.52	\$6.24	Yes
20000-008248	FINISHED WATER PUMPING STATION - WTP (CO	12/1/08	43.500000 SL	\$48.98	\$37.27	\$0.09	\$1.08	Yes
20000-008302	FINISHED WATER PUMPING STATION - WTP (CO	1/1/09	43.500000 SL	\$57.60	\$45.06	\$0.11	\$1.32	Yes
20000-008385.1	FINISHED WATER PUMPING STATION - WTP (CO	4/1/09	43.500000 SL	\$40.65	\$31.72	\$0.08	\$0.96	Yes
20000-008459	CA/RI - FINISHED WATER PUMPING STATION -	5/1/09	43.500000 SL	\$391.28	\$305.84	\$0.75	\$9.00	Yes
20000-008548	SWEET HILL WELL	7/1/09	43.500000 SL	\$12,418.74	\$9,706.62	\$23.79	\$285.48	No
20000-008557	SWEET HILL - BACK UP WELL	7/1/09	43.500000 SL	\$11,618.72	\$9,081.21	\$22.26	\$267.12	No
20000-008562	CA/RI - FINISHED WATER PUMPING STATION -	7/1/09	43.500000 SL	\$62.76	\$49.08	\$0.12	\$1.44	Yes
20000-011057	East Derry/Drew Woods Interconnection -	12/2/10	43.500000 SL	\$28.36	\$22.98	\$0.05	\$0.60	No
20000-011070	East Derry/Drew Woods Interconnection -	12/2/10	43.500000 SL	\$19.24	\$15.38	\$0.04	\$0.48	No
20000-011073	East Derry/Drew Woods Interconnection -	12/2/10	43.500000 SL	\$6.36	\$5.18	\$0.01	\$0.12	No

20000-011081	East Derry/Drew Woods Interconnection -	12/2/10	43.500000 SL	\$1.71	\$1.49	\$0.00	\$0.00	No
20000-011130	East Derry/Drew Woods Interconnection -	12/2/10	43.500000 SL	\$9,023.12	\$7,259.82	\$17.29	\$207.48	No
20000-011131	East Derry/Drew Woods Interconnection -	12/2/10	43.500000 SL	\$378.06	\$304.34	\$0.72	\$8.64	No
2000-005873.2	RAW WATER MANAGEMENT PROJECT	8/1/05	43.500000 SL	\$1,735.65	\$1,197.00	\$3.33	\$39.90	Yes
20000-05873.2	RAW WATER MANAGEMENT PROJECT	6/1/05	43.500000 SL	\$321.10	\$221.40	\$0.62	\$7.38	Yes
20000-07341.2	FINISHED WATER PUMPING STATION & WATER T	1/1/07	43.500000 SL	\$44,606.92	\$32,814.40	\$85.45	\$1,025.40	Yes
20000-07342.22	DESIGN SERVICE FORWTP IMPROVEMENTS	1/1/07	43.500000 SL	\$640.70	\$471.19	\$1.23	\$14.76	Yes
20000-07344.22	DESIGN SERVICES FOR WTP IMPROVEMENTS	1/1/07	43.500000 SL	\$40,034.73	\$29,450.88	\$76.70	\$920.34	Yes
20000-07345.12	DESIGN SERVICES FOR WTP IMPROVEMENTS	1/1/07	43.500000 SL	\$20,936.40	\$15,401.41	\$40.11	\$481.32	Yes
20000-5064.1.1	Kessler Farm: Nashua - Tank Rehab & Inte	5/1/02	43.500000 SL	\$1,528.44	\$934.74	\$2.89	\$34.62	No
20000-5064.1.2	Kessler Farm: Nashua - Tank Rehab & Inte	5/1/02	43.500000 SL	\$36,541.04	\$22,315.47	\$70.00	\$840.00	No
20000-5064.1.3	Kessler Farm: Nashua - Tank Rehab & Inte	5/1/02	43.500000 SL	\$10,578.89	\$6,470.85	\$19.97	\$239.64	No
20000-5064.1.4	Kessler Farm: Nashua - Tank Rehab & Inte	5/1/02	43.500000 SL	\$27,597.74	\$16,881.84	\$52.10	\$625.20	No
20300-000807	Hi-Lo: Derry - Low Tank Strobe Light	6/1/03	43.500000 SL	\$817.93	\$520.76	\$1.55	\$18.60	No
20400-000803	TWIN RIDGE/ROLLING HILLS-FACILITY UPGRAD	5/1/01	43.500000 SL	\$273.38	\$160.60	\$0.51	\$6.12	No
20400-000803.1	TWIN RIDGE/ROLLING HILLS FACILITIES UPGR	6/1/01	43.500000 SL	\$3,196.32	\$1,875.45	\$6.01	\$72.12	No
20400-000803.2	TWIN RIDGE/ROLLING HILLS FACILITIES UPGR	7/1/01	43.500000 SL	\$1,968.49	\$1,155.08	\$3.70	\$44.40	No
20400-000803.3	TWIN RIDGE/ROLLING HILLS FACILITIES UPGR	8/1/01	43.500000 SL	\$938.88	\$550.76	\$1.77	\$21.24	No
20400-000803.4	TWIN RIDGE/ROLLING HILLS FACILITIES UPGR	9/1/01	43.500000 SL	\$2,377.12	\$1,394.74	\$4.47	\$53.64	No
20400-000803.5	TWIN RIDGE/ROLLING HILLS FACILITIES UPGR	10/1/01	43.500000 SL	\$1,971.73	\$1,156.80	\$3.71	\$44.52	No
20400-000803.6	TWIN RIDGE/ROLLING HILLS FACILITIES UPGR	12/1/01	43.500000 SL	\$324.60	\$190.51	\$0.61	\$7.32	No
20400-000850	TWIN RIDGE/ROLLING HILLS-FACILITIES UPGR	8/1/02	43.500000 SL	\$151,190.19	\$92,330.55	\$289.64	\$3,475.68	No
20400-000850.1	TWIN RIDGE/ROLLING HILLS FACILITIES UPGR	9/1/02	43.500000 SL	\$876.16	\$536.10	\$1.65	\$19.80	No
20400-000850.2	TWIN RIDGE/ROLLING HILLS FACILITIES UPGR	11/1/02	43.500000 SL	\$30,614.76	\$18,726.75	\$57.80	\$693.60	No
20400-000850.3	TWIN RIDGE/ROLLING HILLS FACILITIES UPGR	12/1/02	43.500000 SL	\$7,854.32	\$4,804.36	\$14.83	\$177.96	No
20400-000856	Twin Ridge & Rolling Hills: Plaistow - F	2/1/03	43.500000 SL	\$272.58	\$173.38	\$0.52	\$6.24	No
20400-000856.1	Twin Ridge & Rolling Hills: Plaistow - F	3/1/03	43.500000 SL	\$250.06	\$159.34	\$0.47	\$5.64	No
20400-000856.2	Twin Ridge & Rolling Hills: Plaistow - F	6/1/03	43.500000 SL	\$95.44	\$60.82	\$0.18	\$2.16	No
20400-000856.3	Twin Ridge & Rolling Hills: Plaistow - F	9/1/03	43.500000 SL	\$95.44	\$60.82	\$0.18	\$2.16	No
20400-000861	Twin Ridge/Rolling Hills: Plaistow - FE	4/1/04	43.500000 SL	\$4,406.55	\$2,915.45	\$8.38	\$100.56	No
20500-000914	Drew Woods: Derry - Fire Protection	9/1/01	43.500000 SL	\$95,252.30	\$55,768.37	\$182.48	\$2,189.76	No
20500-001009	Drew Woods: Derry - Fire Protection	7/1/02	43.500000 SL	\$623.55	\$381.36	\$1.18	\$14.16	No
20500-001029	Redfield: Derry - Upper Station Roof Rep	12/1/03	43.500000 SL	\$4,261.66	\$2,713.20	\$8.08	\$96.90	No
20800-000457	Bedford Water Company - Chain Link Fence	12/1/04	43.500000 SL	\$0.00	\$0.00	-\$51.50	\$61.80	No
21000-000402	Maple Haven: Derry - Roof Replacement	12/1/01	43.500000 SL	\$8,475.00	\$4,972.56	\$15.94	\$191.28	No
20000-002429	Bon Terrain Acquisition: Amherst - Sourc	1/1/93	43.500000 SL	\$404,000.00	\$145,959.80	\$773.95	\$9,287.40	No
000933	Tara Heights Structure	12/1/16	41.000000 SL	\$280,000.00	\$262,926.73	\$569.11	\$6,829.32	No
20000-000478	Main Dunstable Road Booster Station	7/1/86	41.000000 SL	\$19,134.00	\$3,256.58	\$38.89	\$466.68	No
20000-000480	REFURBISHING COSTS FOR SNOW-STATION HEAT	7/1/83	41.000000 SL	\$3,583.65	\$328.46	\$7.28	\$87.36	No
20000-000481	DEAN & MAIN STATION-	7/1/01	38.170000 SL	\$11,588.97	\$0.00	\$0.00	\$0.00	Yes
20000-000483	SUSPENDED CEILING & LIGHTS FOR-D&M AND S	7/1/70	41.000000 SL	\$0.00	\$0.00	\$0.00	\$0.00	Yes
20000-000484	SNOW STATION-	7/1/01	46.000000 SL	\$28,781.20	\$0.00	\$0.00	\$0.00	No
20000-000485	INTAKE PIPE FOR SNOW STATION-	7/1/74	41.000000 SL	\$4,853.63	\$0.00	\$0.00	\$0.00	No
20000-000488	MAIN DUNSTABLE PUMPING STATION-	7/1/84	41.000000 SL	\$1,734.20	\$226.59	\$2.91	\$34.86	No
20000-000489	SNOW STATION ROOF REPAIR-	7/1/84	41.000000 SL	\$0.00	\$0.00	-\$41.65	\$49.98	No
20000-000493	2 PINE DOORS FOR SNOW STATION-	7/1/58	41.000000 SL	\$253.06	\$0.00	\$0.00	\$0.00	No
20000-002847	Snow Station: Nashua - Northwest System	5/1/95	41.000000 SL	\$3,210.60	\$1,313.43	\$6.25	\$75.00	No
20000-002886	GROUNDING AT D & M STATION-	7/31/95	41.000000 SL	\$264.33	\$108.15	\$0.52	\$6.18	Yes

20000-003011	SNOW STATION ROOF REPLACEMENT-	2/29/96	41.000000	SL	\$25,919.99	\$11,202.94	\$52.68	\$632.16	No
20000-004280	Emergency Well: English Woods - Bedford	12/1/99	41.000000	SL	\$22,834.41	\$11,545.53	\$46.41	\$556.92	No
20000-004325	SEAVERNS 101A WELL-SOUHEGAN WOODS	7/1/99	41.000000	SL	\$144,556.89	\$73,090.69	\$293.81	\$3,525.72	No
20000-004500	Emergency Well: English Woods - Bedford	3/1/00	41.000000	SL	\$14,685.83	\$7,839.45	\$29.04	\$348.42	No
20000-004606.1	Install New Compressed Air System	6/1/00	41.000000	SL	\$2,402.48	\$1,316.90	\$4.88	\$58.56	Yes
20000-004606.2	Zeks Twin Tower Dryer Regenerative S/N 1	6/1/00	41.000000	SL	\$6,338.69	\$3,473.78	\$12.87	\$154.44	Yes
20000-004606.3	(2) IR Rotary Screw Air Compressors S/N	6/1/00	41.000000	SL	\$12,572.70	\$6,890.12	\$25.52	\$306.24	Yes
20000-004606.4	Air Compressors - Preventitive Mainten	6/1/00	41.000000	SL	\$0.00	\$0.00	-\$4.77	\$5.79	Yes
20000-007389	FINISHED WATER PUMPING STATION & WATER T	3/1/07	41.000000	SL	\$621,427.90	\$447,125.01	\$1,263.07	\$15,156.78	Yes
20000-007400	RAW WATER MANAGEMENT PROJECT - WTP 2006	3/1/07	41.000000	SL	\$624,310.00	\$449,198.78	\$1,268.92	\$15,227.04	Yes
20000-007462	FINISHED WATER PUMPING STATION & WATER T	5/1/07	41.000000	SL	\$4,862.83	\$3,498.97	\$9.88	\$118.56	Yes
20000-007495	FINISHED WATER PUMPING STATION & WATER T	6/1/07	41.000000	SL	\$32,404.00	\$23,315.15	\$65.86	\$790.32	Yes
20000-007557	FINISHED WATER PUMPING STATION & WATER T	8/1/07	41.000000	SL	\$7,425.00	\$5,342.41	\$15.09	\$181.08	Yes
20000-015201	Farley Rd., Nashua: Pump Station - Devel	11/1/13	41.000000	SL	\$167,000.00	\$144,597.59	\$339.43	\$4,073.16	No
20000-016924	Snow Station Lead Paint/Asbestos Abateme	6/1/14	41.000000	SL	\$14,675.11	\$13,064.34	\$29.83	\$357.96	No
20000-016925	Snow Station Renovations	6/1/14	41.000000	SL	\$87,647.40	\$78,027.51	\$178.15	\$2,137.74	No
20000-016926	Snow Station Renovations - labor	6/1/14	41.000000	SL	\$733.25	\$652.79	\$1.49	\$17.88	No
20000-016927	Snow Station Renovations - labor oh	6/1/14	41.000000	SL	\$471.84	\$420.02	\$0.96	\$11.52	No
20000-016928	Snow Station Structural Improvements	6/1/14	41.000000	SL	\$500,333.56	\$445,418.83	\$1,016.94	\$12,203.28	No
20000-016929	Snow Station Structural Improvements - I	6/1/14	41.000000	SL	\$607.18	\$540.69	\$1.23	\$14.76	No
20000-016930	Snow Station Structural Improvements - I	6/1/14	41.000000	SL	\$390.72	\$347.99	\$0.79	\$9.48	No
20000-016931	Snow Station Structural Improvements - t	6/1/14	41.000000	SL	\$151.20	\$134.51	\$0.31	\$3.72	No
20000-016989	Snow Station Structural Improvements	7/1/14	41.000000	SL	\$13,692.06	\$12,189.25	\$27.83	\$333.96	No
20000-018047	Dean and main Building Evaluation	7/1/15	41.000000	SL	\$9,290.00	\$8,497.03	\$18.88	\$226.56	Yes
20000-018128	Dean and main Building Evaluation	8/1/15	41.000000	SL	\$8,519.40	\$7,791.98	\$17.32	\$207.84	Yes
20000-018926	Maple Haven Booster Station Upgrade	4/1/16	41.000000	SL	\$454.62	\$427.00	\$0.92	\$11.04	No
20000-018927	Maple Haven Booster Station Upgrade - la	4/1/16	41.000000	SL	\$2.84	\$2.57	\$0.01	\$0.12	No
20000-018928	Maple Haven Booster Station Upgrade - la	4/1/16	41.000000	SL	\$2.00	\$1.98	\$0.00	\$0.00	No
20000-018929	Maple Haven Booster Station Upgrade - ba	4/1/16	41.000000	SL	\$0.39	\$0.39	\$0.00	\$0.00	No
20000-018942	Maple Haven Booster Station Upgrade - tr	4/1/16	41.000000	SL	\$1.25	\$1.23	\$0.00	\$0.00	No
20000-019118	Maple Haven Booster Station Upgrade	5/1/16	41.000000	SL	\$50.00	\$46.99	\$0.10	\$1.20	No
20000-019258	Dean and Main Building Renovations	6/1/16	41.000000	SL	\$317,325.83	\$297,976.72	\$644.97	\$7,739.64	Yes
20000-019259	Dean and Main Building Rennovations	6/1/16	41.000000	SL	\$162,825.41	\$152,896.93	\$330.95	\$3,971.40	Yes
20000-019325	Maple Haven Booster Station Upgrade - Ri	7/1/16	41.000000	SL	\$3,083.97	\$2,895.88	\$6.27	\$75.24	No
20000-019326	Maple Haven Booster Station Upgrade - Ri	7/1/16	41.000000	SL	\$12.39	\$11.55	\$0.03	\$0.33	No
20000-019327	Maple Haven Booster Station Upgrade - Ri	7/1/16	41.000000	SL	\$8.71	\$8.12	\$0.02	\$0.24	No
20000-019328	Maple Haven Booster Station Upgrade - Ri	7/1/16	41.000000	SL	\$3.84	\$3.55	\$0.01	\$0.12	No
20000-019446	Dean and Main Building Renovations	8/1/16	41.000000	SL	\$170.50	\$160.02	\$0.35	\$4.20	Yes
20300-000002	CONCRETE STRUCTURE WITH WOOD-ROOF-4 & 3"	7/1/88	41.000000	SL	\$11,213.67	\$2,496.25	\$22.79	\$273.48	No
20300-000655	WELL #2 - UPGRADED-	12/1/97	41.000000	SL	\$10,476.96	\$4,826.58	\$20.63	\$247.56	No
20300-000700	HYDRO-FRACTURE WELL #3-	5/1/99	41.000000	SL	\$6,100.47	\$3,126.24	\$12.12	\$145.44	No
20400-000002	Twin Ridge: Plasiow - Structure - Concr	4/30/88	41.000000	SL	\$7,315.00	\$1,628.28	\$14.87	\$178.44	No
20500-000003	Drew Woods: Derry - (1) Concrete Structu	1/1/88	41.000000	SL	\$6,394.00	\$1,423.15	\$13.00	\$156.00	No
20500-000503	Redfield Estates: Derry - (2) Pump House	11/30/92	41.000000	SL	\$6,409.00	\$2,127.15	\$12.23	\$146.70	No
20500-000606	Redfiel Estates: Derry - Power & Pumpin	6/30/93	41.000000	SL	\$368.08	\$131.56	\$0.71	\$8.52	No
20500-000658	Drew Woods: Derry - Improve Grounding at	10/4/94	41.000000	SL	\$675.00	\$258.58	\$1.31	\$15.72	No
20600-000204	1 CEMENT BLOCK BUILDING-143 SQ. FEET - G	9/30/89	41.000000	SL	\$1,500.00	\$382.95	\$2.78	\$33.30	No
20600-000605	Glenn Ridge: Derry - Propane Gas Unit	12/31/93	41.000000	SL	\$0.00	\$0.00	-\$18.91	\$22.67	No

20600-000650	Glenn Ridge: Derry - Reshingle Roof	10/14/94	41.000000 SL	\$0.00	\$0.00			-\$2.90	\$3.48	No
20600-000651	PROPANE GAS UNIT - ADD'L-CHG. 1993	12/31/94	41.000000 SL	\$0.00	\$0.00			-\$0.58	\$0.74	No
20800-000002	Bedford Water Company: Bedford - Pump Ho	1/1/91	41.000000 SL	\$0.00	\$0.00			-\$37.77	\$45.39	No
20800-000102	Bedford Water Company: Bedford - Pump Ho	8/31/91	41.000000 SL	\$0.00	\$0.00			-\$36.91	\$44.27	No
20800-000250	Bedford Water Company: Bedford - Install	6/30/94	41.000000 SL	\$0.00	\$0.00			-\$8.58	\$10.23	No
21000-000002	Maple Haven: Derry - 22' x 14' Pump Hous	6/30/93	41.000000 SL	\$6,160.00	\$3,711.52			\$12.52	\$150.24	No
21000-000300	Maple Haven: Derry - 3/4HP Air Compresso	9/30/96	41.000000 SL	\$0.00	\$0.00			-\$4.66	\$5.57	No
21100-000003	Glenwoodlands: Epping - (1) Pump House 1	11/1/95	41.000000 SL	\$9,600.00	\$3,926.86			\$18.70	\$224.40	No
20000-002924	WIRE GENERATOR BLOCK HEATER IN-BOAT HOUS	12/31/95	41.000000 SL	\$0.00	\$0.00			-\$2.42	\$2.86	Yes
20000-003332	BOILER REPLACEMENT-SNOW STATION	12/31/97	41.000000 SL	\$0.00	\$0.00			-\$42.33	\$50.73	No
20000-010171	Armory Booster Station - Roof	10/2/10	40.670000 SL	\$11,700.00	\$9,254.73			\$23.97	\$287.64	No
20000-010391	Taylor Falls: Nashua - Booster Station A	11/1/10	40.670000 SL	\$1,646.00	\$1,302.04	\$1,646.00		\$3.37	\$40.44	Yes
20000-010404	Taylor Falls Booster Station Addition -	11/1/10	40.670000 SL	\$288.68	\$228.39	\$288.68		\$0.59	\$7.08	Yes
20000-010574	Timberline Drive: Nashua - New Roof at P	11/1/10	40.670000 SL	\$3,492.00	\$2,762.12			\$7.15	\$85.86	No
20000-013935	Hi-Lo Derry, New Roof & Siding. Roofing	12/1/12	40.670000 SL	\$4,005.00	\$3,364.76			\$8.21	\$98.52	No
20000-014625	Glen Woodlands Roof Replacement	7/1/13	40.670000 SL	\$4,158.00	\$3,595.66			\$8.52	\$102.24	No
200-00000741	Install Mixer in Bon Terrain Tank	6/3/17	45.830000 SL	\$2,340.00	\$2,263.47			\$4.25	\$51.00	No
20000-013106	Glen Ridge Atmospheric Tank Replacement	6/1/12	40.670000 SL	\$907.14	\$762.10			\$1.86	\$22.32	No
20000-013939	Glen Ridge Atmospheric Tank Replacement	12/1/12	40.670000 SL	\$525.05	\$440.98			\$1.08	\$12.96	No
20000-000570	COBURN AVE BOOSTER STATION-	7/1/68	10.000000 SL	\$8,005.08	\$0.00			\$0.00	\$0.00	No
20000-000570.2	COBURN AVE BOOSTER STATION	1/1/78	10.000000 SL	\$5,785.56	\$0.00			\$0.00	\$0.00	No
20000-000570.3	COBURN AVE BOOSTER STATION	1/1/79	10.000000 SL	\$844.54	\$0.00			\$0.00	\$0.00	No
20000-000572	MAIN DUNSTABLE ROAD - BOOSTER STATION	1/1/85	40.670000 SL	\$150,296.30	\$27,618.80			\$307.98	\$3,695.76	No
20000-000572.1	Main Dunstable Road Booster Station	1/1/86	40.670000 SL	\$4,494.33	\$977.95			\$9.97	\$119.73	No
20000-000572.2	MAIN DUNSTABLE ROAD - BOOSTER STATION	1/1/87	40.670000 SL	\$4,337.74	\$1,071.88			\$9.74	\$116.88	No
20000-000573	Snow Station Booster Station	1/1/86	40.670000 SL	\$301,092.76	\$67,372.96			\$616.99	\$7,403.88	No
20000-000573.1	SNOW STATION BOOSTER STATION	1/1/87	40.670000 SL	\$11,410.72	\$2,900.52			\$23.38	\$280.56	No
20000-000574	Timberline Drive Booster Station	1/1/86	40.670000 SL	\$49,748.42	\$11,482.18			\$101.94	\$1,223.28	No
20000-000574.1	TIMBERLINE DR BOOSTER STATION	1/1/87	40.670000 SL	\$15,617.72	\$3,969.81			\$32.00	\$384.00	No
20000-000575	Sky Meadow Booster Station - Pump	7/1/86	40.670000 SL	\$14,054.72	\$2,439.90			\$28.80	\$345.60	No
20000-000577	TIMBERLINE DR BOOSTER STATION	1/1/79	40.670000 SL	\$16,042.37	\$0.00			\$0.00	\$0.00	No
20000-000577.1	TIMBERLINE DR BOOSTER STATION	1/1/80	40.670000 SL	\$29,343.39	\$0.00			\$0.00	\$0.00	No
20000-000578	TIMBERLINE DR BOOSTER STATION-	7/1/68	40.670000 SL	\$15,029.78	\$0.00			\$0.00	\$0.00	No
20000-001018	TIMBERLINE STATION UPGRADE-BACK UP FEED	7/1/88	40.670000 SL	\$11,403.83	\$2,570.87			\$23.37	\$280.44	No
20000-001019	MILFORD BOOSTER PUMP-CONSTRUCTION	7/1/88	40.670000 SL	\$156,414.30	\$35,261.62			\$320.52	\$3,846.24	No
20000-001020	MAIN DUNSTABLE BOOSTER STATION-	4/30/88	40.670000 SL	\$8,982.17	\$2,024.78			\$18.41	\$220.92	No
20000-002033	MILFORD BOOSTER PUMP-CONSTRUCTION	5/1/89	40.670000 SL	\$9,230.10	\$2,320.09			\$18.91	\$226.92	No
20000-002148	Kessler Farm: Nashua - New High Pressure	11/30/90	40.670000 SL	\$22,217.64	\$6,160.14			\$45.53	\$546.36	No
20000-002218	Main Dunstable Road: Nashua - Booster St	3/31/91	40.670000 SL	\$2,862.08	\$878.71			\$5.56	\$66.72	No
20000-002260	TIMBERLINE PUMP STATION-DRIVEWAY REPAIR	12/31/91	40.670000 SL	\$3,660.10	\$1,123.81			\$7.11	\$85.32	No
20000-002887.1	Replaced Contact & Overload Heater -Timb	7/31/95	40.670000 SL	\$0.00	\$0.00			-\$3.67	\$4.47	No
20000-002887.2	Replaced Contact & Overload Heater - Mai	7/31/95	40.670000 SL	\$375.17	\$153.50			\$0.75	\$9.00	No
20000-002905	TRANSFORMER - SOUHEGAN PUMP-STATION - AM	9/30/95	40.670000 SL	\$407.11	\$166.53			\$0.81	\$9.72	No
20000-002919	Main Dunstable Booster Station: Nashua -	11/30/95	40.670000 SL	\$2,485.34	\$1,016.81			\$4.93	\$59.26	No
20000-002935	TAYLOR FALLS BOOSTER STATION-	12/31/95	40.670000 SL	\$11,136.84	\$4,556.57	\$6,944.99		\$22.12	\$265.38	Yes
20000-003012	TAYLOR FALLS BOOSTER STATION-	12/31/96	40.670000 SL	\$11,329.47	\$4,925.70	\$7,365.42		\$22.59	\$271.08	Yes
20000-003013	CHECK VALVE REPLACEMENTS-TIMBERLINE BOOS	2/29/96	40.670000 SL	\$0.00	\$0.00			-\$21.98	\$26.42	No
20000-003051	MILFORD BOOSTER STATION-ELECTIC WORK/MET	4/30/96	40.670000 SL	\$8,787.24	\$3,820.43			\$17.52	\$210.24	No

20000-003073	PINE HILL GARDEN PUMP STATION-	12/31/96	40.670000 SL	\$358,484.25	\$155,144.66	\$734.60	\$8,815.20	No
20000-003243	High Pine Avenue: Nashua - Booster Stati	4/30/97	40.670000 SL	\$32,650.30	\$14,976.44	\$66.91	\$802.92	No
20000-003256	MAIN DUNSTABLE RD BOOSTER-STATION UPGRAD	12/31/97	40.670000 SL	\$49,969.26	\$22,920.66	\$102.40	\$1,228.80	No
20000-003333	ORCHARD AVE BOOSTER STATION-	12/31/97	40.670000 SL	\$109,201.95	\$50,090.87	\$223.77	\$2,685.24	No
20000-003360	ORCHARD AVE BOOSTER STATION-	6/1/98	40.670000 SL	\$838.85	\$407.84	\$1.68	\$20.22	No
20000-004014	SKYMEADOW PUMP UPGRADE-	6/1/98	40.670000 SL	\$23,999.10	\$11,665.56	\$48.20	\$578.40	No
20000-004264	BOOSTER STATION UPGRADE-GREAT BAY	11/1/99	40.670000 SL	\$26,368.03	\$13,325.47	\$54.03	\$648.36	No
20000-004556	BOOSTER STATION-POWDER HILL	2/1/00	40.670000 SL	\$20,129.98	\$10,727.68	\$40.32	\$483.84	No
20000-004557	Donald Street: Bedford - Booster Station	5/1/00	40.670000 SL	\$297,097.99	\$157,840.94	\$608.81	\$7,305.72	No
20000-004604	AUTUMN WOODS BOOSTER STATION-	8/1/00	40.670000 SL	\$4,045.87	\$2,156.25	\$8.11	\$97.21	No
20000-007338	COUNTY RD BOOSTER AND WATER MAIN	2/1/07	40.670000 SL	\$4,237.19	\$3,039.09	\$8.68	\$104.16	No
20000-007352.1	COUNTY RD BOOSTER AND WATER MAIN	1/1/07	40.670000 SL	\$123,585.53	\$88,638.11	\$253.22	\$3,038.64	No
20000-007352.2	COUNTY RD BOOSTER AND WATER MAIN	1/1/07	40.670000 SL	\$48,927.52	\$35,092.00	\$100.25	\$1,203.00	No
20000-007353.1	COUNTY RD BOOSTER AND WATER MAIN	1/1/07	41.000000 SL	\$119,715.06	\$82,623.09	\$243.32	\$2,919.84	No
20000-007354	COUNTY RD BOOSTER AND WATER MAIN	1/1/07	40.670000 SL	\$17,851.35	\$12,803.23	\$36.58	\$438.96	No
20000-007355.2	COUNTY RD BOOSTER AND WATER MAIN	1/1/07	41.000000 SL	\$2,024.31	\$1,456.70	\$4.11	\$49.32	No
20000-007381	COUNTY RD BOOSTER AND WATER MAIN	3/1/07	40.670000 SL	\$121.16	\$86.83	\$0.25	\$3.00	No
20000-007438	COUNTY RD BOOSTER AND WATER MAIN	5/1/07	40.670000 SL	\$118.93	\$85.47	\$0.24	\$2.88	No
20000-007464	COUNTY RD BOOSTER AND WATER MAIN	5/1/07	40.670000 SL	\$1,115.84	\$800.16	\$2.29	\$27.48	No
20000-007476	SOUHEGAN BOOSTER FLOOD DAMAGE REPAIR	6/1/07	40.670000 SL	\$4,869.82	\$3,492.67	\$9.98	\$119.76	No
20000-007496	SOUHEGAN BOOSTER FLOOD DAMAGE REPAIR	6/1/07	40.670000 SL	\$2,590.00	\$1,857.48	\$5.31	\$63.72	No
20000-007655	COUNTRY ROAD BOOSTER AND WATER MAIN	10/1/07	40.670000 SL	\$16.65	\$12.09	\$0.03	\$0.36	No
20000-007696	Souhegan Booster-Replace Gas Furnaces	11/1/07	41.000000 SL	\$3,240.00	\$2,331.09	\$6.59	\$79.08	No
20000-007977	SHAKESPEARE BOOSTER REBUILD - 3 7.5 HP	6/1/08	41.000000 SL	\$7,367.79	\$5,480.85	\$14.98	\$179.70	No
20000-009997	Michachunk Watermain - Amherst - revisio	9/2/10	40.670000 SL	\$5,750.00	\$4,548.27	\$11.78	\$141.36	No
20000-009998	Michachunk Watermain - Amherst - enginee	9/2/10	40.670000 SL	\$281.78	\$222.79	\$0.58	\$6.96	No
20000-010034	Michachunk Watermain - Amherst - labor	9/2/10	40.670000 SL	\$5.71	\$4.58	\$0.01	\$0.12	No
20000-010044	Michachunk Watermain - Amherst - labor o	9/2/10	40.670000 SL	\$3.87	\$2.96	\$0.01	\$0.12	No
20000-010045	Michachunk Watermain - Amherst - truck	9/2/10	40.670000 SL	\$1.05	\$0.89	\$0.00	\$0.00	No
20000-010052	Armory Street: Nashua - Booster Station	10/1/10	40.670000 SL	\$116,980.05	\$92,530.13	\$239.69	\$2,876.28	No
20000-010053	Amory Street: Nashua - Booster Station	10/1/10	40.670000 SL	\$4,439.29	\$3,511.31	\$9.10	\$109.20	No
20000-010054	Amory Street: Nashua - Booster Station	10/1/10	40.670000 SL	\$26,989.47	\$21,348.43	\$55.30	\$663.60	No
20000-010093	Amory Boost Station - Inspections (ARRA	10/1/10	41.000000 SL	\$7,812.90	\$6,193.14	\$15.88	\$190.56	No
20000-010157	Armory Booster Station - engineering tim	10/2/10	40.670000 SL	\$2,867.90	\$2,268.36	\$5.88	\$70.56	No
20000-010158	Armory Booster Station - installation of	10/2/10	40.670000 SL	\$12,876.70	\$10,185.50	\$26.38	\$316.56	No
20000-010159	Armory Booster Station - Material Dispos	10/2/10	40.670000 SL	\$3,275.00	\$2,590.52	\$6.71	\$80.52	No
20000-010160	Armory Booster Station - Silt Fence 150l	10/2/10	40.670000 SL	\$120.00	\$94.77	\$0.25	\$3.00	No
20000-010161	Armory Booster Station - Road & Culvert	10/2/10	40.670000 SL	\$8,000.00	\$6,328.00	\$16.39	\$196.68	No
20000-010162	Armory Booster Station - Floor Drain & P	10/2/10	40.670000 SL	\$3,500.00	\$2,768.50	\$7.17	\$86.04	No
20000-010163	Armory Booster Station - Foundation Exca	10/2/10	40.670000 SL	\$4,000.00	\$3,163.82	\$8.20	\$98.40	No
20000-010166	Armory Booster Station - plans	10/2/10	40.670000 SL	\$29.35	\$23.23	\$0.06	\$0.72	No
20000-010167	Armory Booster Station - concrete cylind	10/2/10	40.670000 SL	\$60.00	\$47.54	\$0.12	\$1.44	No
20000-010168	Armory Booster Station - concrete cylind	10/2/10	40.670000 SL	\$707.90	\$559.95	\$1.45	\$17.40	No
20000-010169	Armory Booster Station - Foundation & Fl	10/2/10	40.670000 SL	\$4,000.00	\$3,163.82	\$8.20	\$98.40	No
20000-010170	Armory Booster Station - Masonry Walls	10/2/10	40.670000 SL	\$18,500.00	\$14,633.18	\$37.91	\$454.92	No
20000-010172	Armory Booster Station - Doors & Paint	10/2/10	40.670000 SL	\$5,000.00	\$3,954.98	\$10.24	\$122.94	No
20000-010175	Armory Booster Station - engineering	10/2/10	40.670000 SL	\$1,454.27	\$1,150.31	\$2.98	\$35.76	No
20000-010176	Armory Booster Station	10/2/10	40.670000 SL	\$31.12	\$24.73	\$0.06	\$0.72	No

20000-010177	Armory Booster Station - engineering	10/2/10	40.670000 SL	\$861.58	\$681.36		\$1.77	\$21.20	No
20000-010183	Armory Booster Station - AFUDC	10/2/10	40.670000 SL	\$3,635.00	\$2,875.16		\$7.45	\$89.40	No
20000-010184	Armory Booster Station - concrete cylin	10/2/10	40.670000 SL	\$72.00	\$56.86		\$0.15	\$1.80	No
20000-010188	Armory Booster Station - engineering	10/2/10	40.670000 SL	\$337.12	\$266.69		\$0.69	\$8.28	No
20000-010189	Armory Booster Station - AFUDC	10/2/10	40.670000 SL	\$1,697.70	\$1,342.80		\$3.48	\$41.76	No
20000-010190	Armory Booster Station - Road and Culve	10/2/10	40.670000 SL	\$2,000.00	\$1,581.91		\$4.10	\$49.20	No
20000-010191	Armory Booster Station - Landscaping (C	10/2/10	40.670000 SL	\$1,600.00	\$1,265.55		\$3.28	\$39.36	No
20000-010195	Armory Booster Station - Floor Drain an	10/2/10	40.670000 SL	\$3,543.00	\$2,802.48		\$7.26	\$87.12	No
20000-010196	Armory Booster Station - Doors & Painti	10/2/10	40.670000 SL	\$2,000.00	\$1,581.91		\$4.10	\$49.20	No
20000-010201	Armory Booster Station - Doors & Paint	10/2/10	40.670000 SL	\$1,700.00	\$1,344.82		\$3.48	\$41.76	No
20000-010209	Armory Booster Station - lock	10/2/10	40.670000 SL	\$64.00	\$50.68		\$0.13	\$1.56	No
20000-010210	Armory Booster Station - lock	10/2/10	40.670000 SL	\$54.05	\$42.78		\$0.11	\$1.32	No
20000-010212	Armory Booster Station - labor oh	10/2/10	40.670000 SL	\$524.11	\$414.70		\$1.07	\$12.84	No
20000-010213	Armory Booster Station - truck	10/2/10	40.670000 SL	\$67.62	\$53.45		\$0.14	\$1.68	No
20000-010214	Armory Booster Station - labor	10/2/10	40.670000 SL	\$772.46	\$611.13		\$1.58	\$18.96	No
20000-010361	Taylor Falls Booster Station Addition -	11/1/10	40.670000 SL	\$330.00	\$260.91	\$330.00	\$0.68	\$8.16	Yes
20000-010362	Taylor Falls Booster Station Addition -	11/1/10	40.670000 SL	\$30.00	\$23.77	\$30.00	\$0.06	\$0.72	Yes
20000-010363	Taylor Falls Booster Station Addition -	11/1/10	40.670000 SL	\$1,560.41	\$1,234.17	\$1,560.41	\$3.20	\$38.40	Yes
20000-010364	Taylor Falls Booster Station Addition -	11/1/10	40.670000 SL	\$75.00	\$59.48	\$75.00	\$0.15	\$1.80	Yes
20000-010365	Taylor Falls Booster Station Addition -	11/1/10	40.670000 SL	\$1,327.33	\$1,049.89	\$1,327.33	\$2.72	\$32.64	Yes
20000-010366	Taylor Falls Booster Station Addition -	11/1/10	40.670000 SL	\$643.74	\$509.16	\$643.74	\$1.32	\$15.84	Yes
20000-010367	Taylor Falls Booster Station Addition -	11/1/10	40.670000 SL	\$3,376.73	\$2,670.94	\$3,376.73	\$6.92	\$83.04	Yes
20000-010368	Taylor Falls Booster Station Addition -	11/1/10	40.670000 SL	\$3,136.38	\$2,480.74	\$3,136.38	\$6.43	\$77.16	Yes
20000-010369	Taylor Falls Booster Station Addition -	11/1/10	40.670000 SL	\$310.00	\$245.14	\$310.00	\$0.63	\$7.62	Yes
20000-010371	Taylor Falls Booster Station Addition -	11/1/10	40.670000 SL	\$3,622.87	\$2,865.76	\$3,622.87	\$7.42	\$89.04	Yes
20000-010374	Taylor Falls Booster Station Addition -	11/1/10	40.670000 SL	\$75.00	\$59.48	\$75.00	\$0.15	\$1.80	Yes
20000-010375	Taylor Falls Booster Station Addition -	11/1/10	40.670000 SL	\$123.34	\$97.67	\$123.34	\$0.25	\$3.00	Yes
20000-010376	Taylor Falls Booster Station Addition -	11/1/10	40.670000 SL	\$177.79	\$140.79	\$177.79	\$0.36	\$4.32	Yes
20000-010377	Taylor Falls Booster Station Addition -	11/1/10	40.670000 SL	\$20.44	\$16.25	\$20.44	\$0.04	\$0.48	Yes
20000-010378	Taylor Falls Booster Station Addition -	11/1/10	40.670000 SL	\$97.34	\$76.99	\$97.34	\$0.20	\$2.40	Yes
20000-010379	Taylor Falls Booster Station Addition	11/1/10	40.670000 SL	\$429.00	\$339.30	\$429.00	\$0.88	\$10.56	Yes
20000-010380	Taylor Falls Booster Station Addition	11/1/10	40.670000 SL	\$316.58	\$250.39	\$316.58	\$0.65	\$7.80	Yes
20000-010381	Taylor Falls: Nashua - Booster Station A	11/1/10	40.670000 SL	\$888.04	\$702.40	\$888.04	\$1.82	\$21.84	Yes
20000-010382	Taylor Falls: Nashua - Booster Station A	11/1/10	40.670000 SL	\$360.00	\$284.68	\$360.00	\$0.74	\$8.88	Yes
20000-010383	Taylor Falls: Nashua - Booster Station A	11/1/10	40.670000 SL	\$806.05	\$637.64	\$806.05	\$1.65	\$19.80	Yes
20000-010384	Taylor Falls: Nashua - Booster Station A	11/1/10	40.670000 SL	\$9,112.40	\$7,207.84	\$9,112.40	\$18.67	\$224.04	Yes
20000-010387	Taylor Falls: Nashua - Booster Station A	11/1/10	40.670000 SL	\$16,790.00	\$13,280.82	\$16,790.00	\$34.40	\$412.80	Yes
20000-010388	Taylor Falls: Nashua - Booster Station A	11/1/10	40.670000 SL	\$8,560.00	\$6,770.86	\$8,560.00	\$17.54	\$210.48	Yes
20000-010389	Taylor Falls: Nashua - Booster Station A	11/1/10	40.670000 SL	\$8,750.00	\$6,921.14	\$8,750.00	\$17.93	\$215.16	Yes
20000-010390	Taylor Falls: Nashua - Booster Station A	11/1/10	40.670000 SL	\$5,068.00	\$4,008.91	\$5,068.00	\$10.38	\$124.56	Yes
20000-010392	Taylor Falls: Nashua - Booster Station A	11/1/10	40.670000 SL	\$2,389.80	\$1,890.17	\$2,389.80	\$4.90	\$58.80	Yes
20000-010395	Taylor Falls: Nashua - Booster Station A	11/1/10	40.670000 SL	\$414.83	\$328.13	\$414.83	\$0.85	\$10.20	Yes
20000-010396	Taylor Falls: Nashua - Booster Station A	11/1/10	40.670000 SL	\$479.60	\$379.47	\$479.60	\$0.98	\$11.76	Yes
20000-010397	Taylor Falls: Nashua - Booster Station A	11/1/10	40.670000 SL	\$1,803.00	\$1,426.29	\$1,803.00	\$3.69	\$44.28	Yes
20000-010398	Taylor Falls: Nashua - Booster Station A	11/1/10	40.670000 SL	\$1,365.60	\$1,080.11	\$1,365.60	\$2.80	\$33.60	Yes
20000-010401	Taylor Falls: Nashua - Booster Station A	11/1/10	40.670000 SL	\$73.80	\$58.44	\$73.80	\$0.15	\$1.80	Yes
20000-010402	Taylor Falls: Nashua - Booster Station A	11/1/10	40.670000 SL	\$50.07	\$39.70	\$50.07	\$0.10	\$1.20	Yes
20000-010403	Taylor Falls: Nashua - Booster Station A	11/1/10	40.670000 SL	\$27.00	\$21.23	\$27.00	\$0.06	\$0.70	Yes

20000-010405	Taylor Falls Booster Station Addition -	11/1/10	40.670000 SL	\$48.59	\$38.44	\$48.59	\$0.10	\$1.20	Yes
20000-010556	Armory Street: Nashua - Booster Station	11/1/10	40.670000 SL	\$1,321.20	\$1,044.95		\$2.71	\$32.52	No
20000-010557	Armory Street: Nashua - Booster Station	11/1/10	40.670000 SL	\$284.75	\$225.37		\$0.58	\$6.96	No
20000-010558	Taylor Falls: Nashua - Booster Station A	11/1/10	40.670000 SL	\$330.00	\$260.91	\$330.00	\$0.68	\$8.16	Yes
20000-010559	Taylor Falls: Nashua - Booster Station A	11/1/10	40.670000 SL	\$56.31	\$44.40	\$56.31	\$0.12	\$1.44	Yes
20000-010560	Taylor Falls: Nashua - Booster Station A	11/1/10	40.670000 SL	\$3,630.34	\$2,871.51	\$3,630.34	\$7.44	\$89.28	Yes
20000-010561	Taylor Falls: Nashua - Booster Station A	11/1/10	40.670000 SL	\$815.00	\$644.66	\$815.00	\$1.67	\$20.04	Yes
20000-010562	Taylor Falls: Nashua - Booster Station A	11/1/10	40.670000 SL	\$1,695.41	\$1,341.19	\$1,695.41	\$3.47	\$41.64	Yes
20000-010563	Taylor Falls: Nashua - Booster Station A	11/1/10	40.670000 SL	\$168.92	\$133.49	\$168.92	\$0.35	\$4.20	Yes
20000-010564	Taylor Falls: Nashua - Booster Station A	11/1/10	40.670000 SL	\$168.92	\$133.49	\$168.92	\$0.35	\$4.20	Yes
20000-010565	Taylor Falls: Nashua - Booster Station A	11/1/10	40.670000 SL	\$56.31	\$44.40	\$56.31	\$0.12	\$1.44	Yes
20000-010566	Taylor Falls: Nashua - Booster Station A	11/1/10	40.670000 SL	\$150.00	\$118.55	\$150.00	\$0.31	\$3.72	Yes
20000-010570	Taylor Falls: Nashua - Pump Station Expa	11/1/10	40.670000 SL	\$56.63	\$44.66	\$56.63	\$0.12	\$1.44	Yes
20000-010571	Taylor Falls: Nashua - Pump Station Expa	11/1/10	40.670000 SL	\$1,158.51	\$916.50	\$1,158.51	\$2.37	\$28.44	Yes
20000-010572	Taylor Falls: Nashua - Booster Station A	11/1/10	40.670000 SL	\$2,280.92	\$1,804.31	\$2,280.92	\$4.67	\$56.04	Yes
20000-010573	Taylor Falls: Nashua - Booster Station A	11/1/10	40.670000 SL	\$852.20	\$673.92	\$852.20	\$1.75	\$21.00	Yes
20000-010607	Armory Booster Station - Mailing	11/1/10	40.670000 SL	\$15.58	\$12.41		\$0.03	\$0.36	No
20000-010608	Armory Booster Station - Engineering Ove	11/1/10	40.670000 SL	\$252.78	\$199.85		\$0.52	\$6.24	No
20000-010740	Taylor Falls: Nashua - Booster Station A	12/1/10	40.670000 SL	\$5,000.00	\$3,954.98	\$5,000.00	\$10.24	\$122.94	Yes
20000-011262	Armory Street Booster Station - Engineer	1/1/11	41.000000 SL	\$131.15	\$107.03		\$0.27	\$3.24	No
20000-011459	Armory Street Booster Station - Engineer	2/1/11	41.000000 SL	\$142.08	\$116.03		\$0.29	\$3.48	No
20000-011738	Armory Street Booster Station - Engineer	4/1/11	41.000000 SL	\$701.61	\$573.13		\$1.43	\$17.16	No
20000-011804	Armory Booster Station - Process Piping	5/1/11	40.670000 SL	\$2,000.00	\$1,631.09		\$4.10	\$49.20	No
20000-016885	Souhegan Booster Station Install New Ent	6/1/14	41.000000 SL	\$1,682.00	\$1,497.35		\$3.42	\$41.04	No
20000-017939	Timberline Booster Station Engineering D	6/1/15	41.000000 SL	\$2,351.80	\$2,151.04		\$4.78	\$57.36	No
20000-017944	Timberline Booster Station: Structure	6/1/15	40.670000 SL	\$42,876.43	\$39,186.66		\$87.85	\$1,054.20	No
20000-017954	Timberline Booster Station: Structure	6/1/15	40.670000 SL	\$112,027.27	\$102,386.25		\$229.55	\$2,754.54	No
20000-017958	Timberline Booster Station: Structure	6/1/15	40.670000 SL	\$19.50	\$17.82		\$0.04	\$0.48	No
20000-017959	Timberline Booster Station: Structure	6/1/15	40.670000 SL	\$615.44	\$562.51		\$1.26	\$15.12	No
20000-017960	Timberline Booster Station: Structure	6/1/15	40.670000 SL	\$337.99	\$308.99		\$0.69	\$8.28	No
20000-017961	Timberline Booster Station: Structure	6/1/15	40.670000 SL	\$119.75	\$109.28		\$0.25	\$3.00	No
20000-018034	Timberline Booster Station: Structure	7/1/15	40.670000 SL	\$3,802.24	\$3,475.05		\$7.79	\$93.48	No
20000-018038	Timberline Booster Station: Structure	7/1/15	40.670000 SL	\$49.70	\$45.49		\$0.10	\$1.20	No
20000-018039	Timberline Booster Station: Structure	7/1/15	40.670000 SL	\$27.30	\$24.80		\$0.06	\$0.72	No
20000-018040	Timberline Booster Station: Structure	7/1/15	40.670000 SL	\$11.00	\$10.14		\$0.02	\$0.24	No
20000-018143	Timberline Booster Station: Structure	8/1/15	40.670000 SL	\$21.08	\$19.38		\$0.04	\$0.48	No
20000-018144	Timberline Booster Station: Structure	8/1/15	40.670000 SL	\$11.58	\$10.72		\$0.02	\$0.24	No
20000-018145	Timberline Booster Station: Structure	8/1/15	40.670000 SL	\$1,409.39	\$1,288.02		\$2.89	\$34.68	No
20000-018146	Timberline Booster Station: Structure	8/1/15	40.670000 SL	\$8.25	\$7.43		\$0.02	\$0.24	No
20000-018400	Timberline Booster Station: Structure	10/1/15	40.670000 SL	\$3,540.78	\$3,236.02		\$7.26	\$87.06	No
20000-018633	Timberline Booster Station: Structure	12/1/15	40.670000 SL	\$185.94	\$169.97		\$0.38	\$4.56	No
20000-018778	Timberline Pump Station Change Order	2/1/16	40.670000 SL	\$16,516.72	\$15,501.50		\$33.84	\$406.08	No
20000-04000.1	AUTUMN WOODS BOOSTER STATION-	12/1/98	40.670000 SL	\$82,592.00	\$40,025.26		\$169.25	\$2,031.00	No
20000-04000.2	AUTUMN WOODS BOOSTER STATION-	12/1/98	40.670000 SL	\$19,233.06	\$9,348.84		\$38.63	\$463.56	No
20000-0577.2.2	Timberline Drive: Nashua - Booster Stati	1/1/85	40.670000 SL	\$0.00	\$0.00		-\$0.61	\$0.71	No
20300-000500	PEERLESS PUMP PARTS-	8/31/93	40.670000 SL	\$633.60	\$226.71		\$1.25	\$15.00	No
20300-000501	FENCING AROUND TANK - HI/LO-ESTATES	8/31/93	40.670000 SL	\$4,426.17	\$1,584.66		\$8.70	\$104.43	No
20300-000504	LANDSCAPING-BOOSTER STATION-HI-LO	12/31/93	40.670000 SL	\$970.80	\$347.55		\$1.91	\$22.92	No

20300-000600	AIR COMPRESSOR-3/4 HP-	6/30/95	40.670000 SL	\$471.84	\$192.96	\$0.94	\$11.28	No	
20400-000600	Twin Ridge: Plaistow - Repairs to 5 HP F	1/1/96	40.670000 SL	\$0.00	\$0.00	-\$6.38	\$7.70	No	
20500-000706	Drew Woods/Bliss: Derry - Miscellaneous	5/31/95	40.670000 SL	\$149.81	\$61.27	\$0.30	\$3.60	No	
20500-000802	Drew Woods: Derry - Booster Station Reha	10/31/96	40.670000 SL	\$80,148.38	\$34,686.56	\$164.24	\$1,970.88	No	
20600-000602	BOOSTER STATION #2-	8/31/93	40.670000 SL	\$0.00	\$0.00	-\$7.14	\$8.59	No	
20800-000302	Bedford Water Co: Sebbins Booster Statio	12/31/96	40.670000 SL	\$23,444.63	\$10,146.38	\$48.04	\$576.48	No	
20800-000306	Bedford Water Company: Bedford - Repiped	12/31/96	40.670000 SL	\$0.00	\$0.00	-\$114.93	\$137.96	No	
20800-000311	Bedford Water Company: Bedford - Control	2/28/97	40.670000 SL	\$0.00	\$0.00	-\$5.38	\$6.50	No	
50000-000336.2	BOOSTER STATIONS-AVD INTERCONNECT PROJEC	12/1/93	40.670000 SL	\$47,877.86	\$16,997.56	\$98.11	\$1,177.32	No	
20000-002936	TAYLOR FALLS BOOSTER STATION-DEVELOPER I	12/31/95	40.670000 SL	\$65,787.00	\$26,766.26	\$41,325.74	\$134.81	\$1,617.72	Yes
20000-000515	SALMON BROOK UPGRADE/REPAIRS-	7/1/87	40.670000 SL	\$13,592.46	\$2,712.05	\$27.85	\$334.20	No	
20000-000517	159' 2X9X72 CHAIN LINK FENCE-THORNTON RD	7/1/80	40.670000 SL	\$2,343.00	\$42.37	\$4.80	\$57.60	Yes	
20000-000518	11,684' STOCK FENCE-145 2X9X60 CH LNK FE	7/1/73	40.670000 SL	\$10,382.68	\$0.00	\$0.00	\$0.00	Yes	
20000-000520	GATES FOR ORCHARD HEIGHTS-RESERVOIR-NON	7/1/73	40.670000 SL	\$440.00	\$0.00	\$0.00	\$0.00	No	
20000-000521	GATE FOR HARRIS DAM-NON-TAXABLE	7/1/74	40.670000 SL	\$195.00	\$0.00	\$0.00	\$0.00	Yes	
20000-000522	PUMPING STATION OUTDOOR LIGHTS-NON-TAXAB	7/1/73	40.670000 SL	\$0.00	\$0.00	\$0.00	\$0.00	Yes	
20000-000526	CHAIN LINK FENCE ON TINKER RD-NON-TAXABL	7/1/83	40.670000 SL	\$2,000.00	\$214.58	\$3.46	\$41.52	Yes	
20000-000528	STORAGE CELLAR AT PUMPING-STATION	7/1/17	40.670000 SL	\$1,486.00	\$0.00	\$0.00	\$0.00	Yes	
20000-000529	Manchester Street & Tinker Road - Fence	7/1/72	40.670000 SL	\$5,314.55	\$0.00	\$0.00	\$0.00	Yes	
20000-000530	6,003' 2X9X84 CHAIN LINK-FENCE & 3 GATEW	7/1/71	40.670000 SL	\$19,957.46	\$0.00	\$0.00	\$0.00	Yes	
20000-000547	21,460' ROADS-FIRE ACCESS	7/1/12	40.670000 SL	\$7,170.00	\$0.00	\$0.00	\$0.00	Yes	
20000-000548	ROAD AT SPRINGS-NON TAXABLE	7/1/60	40.670000 SL	\$200.00	\$0.00	\$0.00	\$0.00	Yes	
20000-000562	2050' POWER LINE TO HARRIS DAM-	7/1/71	40.670000 SL	\$0.00	\$0.00	\$0.00	\$0.00	Yes	
20000-002043.1	Garage Roof Repair: WTP - Installation o	9/30/89	40.670000 SL	\$6,810.00	\$1,744.93	\$13.02	\$156.24	Yes	
20000-002043.2	Boat House Building: WTP - Replacement o	9/30/89	40.670000 SL	\$2,780.00	\$712.80	\$5.32	\$63.84	Yes	
20000-002043.3	Garage Roof Repair: WTP - Block & Brick	9/30/89	40.670000 SL	\$4,425.00	\$1,134.10	\$8.46	\$101.52	Yes	
20000-002227.1	Manchester Street: Merrimack - Install 5	6/30/91	40.670000 SL	\$3,456.00	\$1,061.24	\$6.71	\$80.61	Yes	
20000-002227.2	Bowers Dam: Merrimack - Reinstall 16' Ga	6/30/91	40.670000 SL	\$0.00	\$0.00	-\$10.90	\$13.08	Yes	
20000-002261	HARRIS POND INTAKE FENCE-	12/31/91	40.670000 SL	\$1,831.98	\$562.43	\$3.56	\$42.72	Yes	
20000-002262	MANCHESTER ST FENCING-NON-TAXABLE	12/31/91	40.670000 SL	\$9,802.90	\$2,972.12	\$20.09	\$241.08	Yes	
20000-002342	NEW GRANITE SIGN AT WATER-TREATMENT PLAN	8/31/92	40.670000 SL	\$5,216.27	\$1,734.38	\$10.20	\$122.40	Yes	
20000-002849	Will Street: Nashua - Water Cooler Model	5/31/95	40.670000 SL	\$554.79	\$227.06	\$1.10	\$13.20	Yes	
20000-004558	GREENFIELD FARMS INTERCONNECT-BEDFORD	2/1/00	40.670000 SL	\$18,101.87	\$9,647.11	\$36.26	\$435.12	No	
20600-000400	Glenn Ridge: Derry - 110' of 6' + 1' Hig	12/1/91	40.670000 SL	\$1,477.00	\$453.46	\$2.87	\$34.44	No	
000844	DW Hightway Operations Building - Will S	12/1/16	40.670000 SL	\$144.21	\$135.24	\$0.30	\$3.60	Yes	
000848	DW Hightway Operations Building - Will S	12/1/16	40.670000 SL	\$67,440.67	\$63,294.99	\$138.19	\$1,658.28	Yes	
000851	DW Hightway Operations Building - Will S	12/1/16	40.670000 SL	\$356.26	\$334.36	\$0.73	\$8.76	Yes	
000859	New Operations Building (Will St. Planni	12/1/16	40.670000 SL	\$6,304,146.79	\$5,916,628.61	\$12,917.28	\$155,007.28	Yes	
000862	DW Hightway Operations Building - Will S	12/1/16	40.670000 SL	\$205.20	\$192.60	\$0.42	\$5.04	Yes	
200-00000252	New Operations Building (Will St. Planni	3/1/17	40.670000 SL	\$245.44	\$236.42	\$0.50	\$6.00	Yes	
200-00000253	New Operations Building (Will St. Planni	3/1/17	40.670000 SL	\$467,622.50	\$450,375.59	\$958.16	\$11,497.92	Yes	
200-00000254	New Operations Building (Will St. Planni	3/1/17	40.670000 SL	\$172.50	\$166.18	\$0.35	\$4.20	Yes	
200-00001910	DW Highway - Operations Building	12/1/17	40.670000 SL	\$29,094.37	\$28,021.36	\$59.61	\$715.32	Yes	
200-00002744	AC units for Mechanics Bay	7/1/18	40.670000 SL	\$62,641.35	\$61,871.23	\$128.37	\$770.12	Yes	
20000-005433	Meter Shop Storage Upgrade - Lista Cabin	8/1/03	40.670000 SL	\$18,660.19	\$11,383.99	\$37.69	\$452.28	Yes	
20000-005717.2	Magnawand Locator w/Soft Case (3)	12/1/04	40.670000 SL	\$1,800.00	\$1,152.71	\$3.67	\$44.04	Yes	
200-250	DW Hightway Operations Building - Will S	12/1/16	40.670000 SL	\$22.50	\$21.02	\$0.05	\$0.60	Yes	
200-251	DW Hightway Operations Building - Will S	12/1/16	40.670000 SL	\$146.25	\$137.25	\$0.30	\$3.60	Yes	

200-252	DW Hightway Operations Building - Will S	12/1/16	40.670000 SL	\$20,119.08	\$18,882.45	\$41.22	\$494.64	Yes
200-254	DW Hightway Operations Building - Will S	12/1/16	40.670000 SL	\$496,020.41	\$465,529.90	\$1,016.35	\$12,196.20	Yes
200-255	DW Hightway Operations Building - Will S	12/1/16	40.670000 SL	\$506.91	\$475.72	\$1.04	\$12.48	Yes
200-257	DW Hightway Operations Building - Will S	12/1/16	40.670000 SL	\$154.00	\$144.43	\$0.32	\$3.84	Yes
200-258	DW Hightway Operations Building - Will S	12/1/16	40.670000 SL	\$126.00	\$118.21	\$0.26	\$3.12	Yes
200-0000444	Replace Exterior Lighting with LED Fixtu	4/1/17	40.670000 SL	\$5,858.13	\$5,642.11	\$12.00	\$144.00	Yes
20000-000581.2	PLANT STORAGE ROOM-	7/1/80	40.670000 SL	\$4,619,734.08	\$83,612.42	\$9,465.89	\$113,590.68	Yes
20000-000583	BACKWASH HOLDING TANK-	7/1/80	40.670000 SL	\$54,262.24	\$981.99	\$111.18	\$1,334.27	Yes
20000-000584	WATER TREATMENT STRUCTURE-	7/1/85	40.670000 SL	\$6,363.54	\$939.79	\$13.04	\$156.48	Yes
200-0000662	Replace WTP Access Gate Mechanism	6/2/17	40.670000 SL	\$5,028.75	\$4,843.33	\$10.30	\$123.60	Yes
200-0000665	Repair compressor on A/C Unit, FWPS	6/2/17	40.670000 SL	\$5,568.38	\$5,363.00	\$11.41	\$136.92	Yes
200-00001473	WTP - Install Overhead Door	12/1/17	40.670000 SL	\$9,209.50	\$8,869.84	\$18.87	\$226.44	Yes
200-00001773	WTP - Overhead Door	12/1/17	40.670000 SL	\$36,521.50	\$35,174.54	\$74.83	\$897.96	Yes
20000-002224	WTP: Nashua - Furnish and Install a 36 M	6/30/91	40.670000 SL	\$2,705.62	\$830.63	\$5.26	\$63.12	Yes
20000-002272	STRUCTURES-WATER TREATMENT-PLANT	3/1/92	40.670000 SL	\$21,444.68	\$7,057.77	\$43.94	\$527.28	Yes
20000-002273	WINDOWS-TREATMENT PLANT	3/1/92	40.670000 SL	\$33,761.16	\$11,111.18	\$69.18	\$830.16	Yes
20000-002604	REPAIRS/MISC. TREATMENT PLANT-FIRE COSTS	2/28/94	40.670000 SL	\$10,566.36	\$4,052.60	\$20.89	\$250.68	Yes
20000-002722	MODIFICATION-TRT PLANT-STRUCTURE	11/11/94	40.670000 SL	\$500.00	\$191.66	\$0.99	\$11.88	Yes
200-00002742	HVAC Rebuild Top Unit #1	7/1/18	40.670000 SL	\$6,094.37	\$6,019.45	\$12.47	\$74.92	Yes
20000-004082	TRANSFORMER FOR 277 VOLT-LIGHTING SYSTEM	11/1/98	40.670000 SL	\$1,365.00	\$657.14	\$2.71	\$32.63	Yes
20000-004305	Garage Door & Operator - WTP	6/1/99	40.670000 SL	\$2,065.00	\$1,047.54	\$4.12	\$49.44	Yes
20000-007337	FINISHED WATER PUMPING STATION & WATER T	2/1/07	40.670000 SL	\$596,376.58	\$427,733.52	\$1,221.96	\$14,663.52	Yes
20000-007340.2	FINISHED WATER PUMPING STATION & WATER T	1/1/07	40.670000 SL	\$4,710.06	\$3,378.44	\$9.65	\$115.80	Yes
20000-007387	FINISHED WATER PUMPING STATION & WATER T	3/1/07	40.670000 SL	-\$3,332,646.51	-\$2,390,243.15	-\$6,828.49	-\$81,941.88	Yes
20000-007397	FINISHED WATER PUMPING STATION & WATER T	3/1/07	40.670000 SL	\$253,901.72	\$182,103.50	\$520.24	\$6,242.88	Yes
20000-007433	FINISHED WATER PUMPING STATION & WATER T	4/1/07	40.670000 SL	\$82,219.54	\$58,969.49	\$168.46	\$2,021.58	Yes
20000-007461	FINISHED WATER PUMPING STATION & WATER T	5/1/07	40.670000 SL	\$78,108.11	\$56,020.80	\$160.04	\$1,920.48	Yes
20000-007467	FINISHED WATER PUMPING STATION & WATER T	5/1/07	40.670000 SL	\$32,348.89	\$23,201.40	\$66.28	\$795.36	Yes
20000-007494	FINISHED WATER PUMPING STATION & WATER T	6/1/07	40.670000 SL	\$303,373.30	\$217,585.70	\$621.60	\$7,459.20	Yes
20000-007530.1	New Electrical Service - Electric Room M	7/1/07	40.670000 SL	\$8,000.00	\$5,738.18	\$16.39	\$196.68	Yes
20000-007530.2	New Electrical Service - Electrical Exca	7/1/07	40.670000 SL	\$15,000.00	\$10,758.24	\$30.73	\$368.76	Yes
20000-007530.3	New Electrical Service - Electrical Work	7/1/07	40.670000 SL	\$42,000.00	\$30,123.13	\$86.06	\$1,032.72	Yes
20000-007530.4	New Electrical Service - Electrical Work	7/1/07	40.670000 SL	\$326,500.00	\$234,172.50	\$668.99	\$8,027.88	Yes
20000-007532	FINISHED WATER PUMPING STATION & WATER T	7/1/07	40.670000 SL	\$3,275.79	\$2,349.55	\$6.71	\$80.52	Yes
20000-007556	FINISHED WATER PUMPING STATION & WATER T	8/1/07	40.670000 SL	\$80,740.10	\$57,908.63	\$165.43	\$1,985.16	Yes
20000-007659	FINISHED WATER PUMPING STATION & WATER T	10/1/07	40.670000 SL	\$9,658.76	\$6,927.48	\$19.79	\$237.48	Yes
20000-007702.2	Office Renovations - (Contract #4)	11/1/07	40.670000 SL	\$1,107,436.00	\$794,276.47	\$2,269.10	\$27,229.20	Yes
20000-007702.3	New Electric Service - Electrical - Ewin	11/1/07	40.670000 SL	\$1,500.00	\$1,076.32	\$3.07	\$36.84	Yes
20000-007702.4	Office Renovations - Fay, Spofford & Ge	11/1/07	40.670000 SL	\$515,352.16	\$369,621.30	\$1,055.94	\$12,671.28	Yes
20000-007702.5	New Electric Service - Fay, Spofford & G	11/1/07	40.670000 SL	\$127,908.82	\$91,738.89	\$262.08	\$3,144.96	Yes
20000-007702.6	Sitework - Fay, Spofford & General Condi	11/1/07	40.670000 SL	\$28,733.14	\$20,608.14	\$58.87	\$706.44	Yes
20000-007711	FINISHED WATER PUMPING STATION & WATER T	11/1/07	40.670000 SL	\$5,604.59	\$4,019.84	\$11.48	\$137.76	Yes
20000-007766.1	Office Renovations - Expansion Joints (C	12/1/07	40.670000 SL	\$3,000.00	\$2,151.33	\$6.15	\$73.80	Yes
20000-007766.2	Office Renovations - Rough Carpentry (Co	12/1/07	40.670000 SL	\$10,800.00	\$7,746.06	\$22.13	\$265.56	Yes
20000-007766.3	Office Renovations - Roof Blocking (Cont	12/1/07	40.670000 SL	\$1,600.00	\$1,147.38	\$3.28	\$39.36	Yes
20000-007766.4	Office Renovations - Roofing (Contract #	12/1/07	40.670000 SL	\$15,000.00	\$10,758.27	\$30.73	\$368.76	Yes
20000-007766.5	Office Renovations - Doors & Frames (Con	12/1/07	40.670000 SL	\$20,000.00	\$14,344.69	\$40.98	\$491.76	Yes
20000-007766.6	Office Renovations - Aluminum Windows (C	12/1/07	40.670000 SL	\$4,689.00	\$3,362.85	\$9.61	\$115.32	Yes

20000-007766.7	Office Renovations - Drywall (Contract #	12/1/07	40.670000 SL	\$8,400.00	\$6,024.97	\$17.21	\$206.52	Yes
20000-007766.8	Office Renovations - Flooring (Contract	12/1/07	40.670000 SL	\$9,741.00	\$6,986.49	\$19.96	\$239.52	Yes
20000-007771	Fence - Install 6 & 1 AV Chain link & Ga	1/1/08	40.670000 SL	\$9,733.00	\$7,220.11	\$19.94	\$239.28	Yes
20000-007772	Locks - B&S Locksmiths Inc - Contract #4	1/1/08	40.670000 SL	\$423.95	\$314.41	\$0.87	\$10.44	Yes
20000-007775.1	Office Renovations - Doors & Frames - Co	1/1/08	40.670000 SL	\$4,000.00	\$2,966.92	\$8.19	\$98.34	Yes
20000-007775.2	Office Renovations - Aluminum Windows -	1/1/08	40.670000 SL	\$5,501.00	\$4,080.97	\$11.27	\$135.24	Yes
20000-007775.3	Office Renovations - Acoustical Ceiling	1/1/08	40.670000 SL	\$5,600.00	\$4,154.38	\$11.47	\$137.64	Yes
20000-007775.4	Office Renovations - Flooring - Contract	1/1/08	40.670000 SL	\$4,571.00	\$3,390.50	\$9.37	\$112.38	Yes
20000-007775.5	Office Renovations - Painting Orlando -	1/1/08	40.670000 SL	\$14,500.00	\$10,756.14	\$29.71	\$356.52	Yes
20000-007775.6	Office Renovations - Sprinklers - Contra	1/1/08	40.670000 SL	\$4,050.00	\$3,004.56	\$8.30	\$99.60	Yes
20000-007789	FINISHED WATER PUMPING STATION - WTP (CO	1/1/08	40.670000 SL	\$850.94	\$631.40	\$1.74	\$20.88	Yes
20000-007830	Crack Repair - Contract #4	2/1/08	40.670000 SL	\$8,775.00	\$6,509.37	\$17.98	\$215.76	Yes
20000-007843	Office Renovations - 30 Base & Wall Cabi	3/1/08	40.670000 SL	\$447.00	\$331.45	\$0.92	\$11.04	Yes
20000-007873	FINISHED WATER PUMPING STATION - WTP (CO	4/1/08	40.670000 SL	\$1,311.08	\$972.44	\$2.69	\$32.28	Yes
20000-007890.1	Office Renovations - Counter Tops (Home	4/1/08	40.670000 SL	\$383.40	\$284.31	\$0.79	\$9.48	Yes
20000-007890.2	Office Renovations - 7 Sink & Faucet (Ho	4/1/08	40.670000 SL	\$123.00	\$91.47	\$0.25	\$3.00	Yes
20000-007890.3	Office Renovations - Wallplates (Home De	4/1/08	40.670000 SL	\$8.50	\$6.01	\$0.02	\$0.24	Yes
20000-007920	FINISHED WATER PUMPING STATION - WTP (CO	5/1/08	40.670000 SL	\$9,760.12	\$7,240.12	\$20.00	\$240.00	Yes
20000-007923	FINISHED WATER PUMPING STATION - WTP (CO	5/1/08	40.670000 SL	\$36,793.98	\$27,294.16	\$75.39	\$904.68	Yes
20000-007930.1	Headworks - Dust Protection - Contract #	5/1/08	40.670000 SL	\$8,500.00	\$6,305.12	\$17.42	\$209.04	Yes
20000-007930.2	Headworks - Painting Orlando - Contract	5/1/08	40.670000 SL	\$25,000.00	\$18,545.40	\$51.22	\$614.64	Yes
20000-007930.3	Headworks - Concrete - Contract #4	5/1/08	40.670000 SL	\$14,816.00	\$10,990.64	\$30.36	\$364.32	Yes
20000-007930.4	Headworks - Stop Log Material - Contract	5/1/08	40.670000 SL	\$40,000.00	\$29,672.13	\$81.96	\$983.52	Yes
20000-007930.5	Headworks - Slide Gate - Contract #4	5/1/08	40.670000 SL	\$109,500.00	\$81,228.59	\$224.36	\$2,692.32	Yes
20000-007930.6	Headworks - Install Slide Gate - Contrac	5/1/08	40.670000 SL	\$11,000.00	\$8,159.92	\$22.54	\$270.48	Yes
20000-007930.7	Headworks - Install Stop Plate - Contrac	5/1/08	40.670000 SL	\$12,000.00	\$8,901.68	\$24.59	\$295.08	Yes
20000-007930.8	Headworks - Electrical Ewing - Contract	5/1/08	40.670000 SL	\$3,002.60	\$2,227.72	\$6.15	\$73.80	Yes
20000-007930.9	Headworks - Fay Spofford & General Condi	5/1/08	40.670000 SL	\$86,350.72	\$64,055.89	\$176.93	\$2,123.16	Yes
20000-007962	FINISHED WATER PUMPING STATION & STORAGE	6/1/08	40.670000 SL	\$13,117.95	\$9,730.99	\$26.88	\$322.56	Yes
20000-007980	Fence & Wiring - Contract #4	6/1/08	40.670000 SL	\$8,550.68	\$6,342.95	\$17.52	\$210.25	Yes
20000-007980-001	Fence & Wiring - Contract #4	6/1/08	40.670000 SL	\$6,744.00	\$5,002.74	\$13.82	\$165.83	Yes
20000-007994	FINISHED WATER PUMPING STATION - WTP (CO	7/1/08	40.670000 SL	\$3,228.63	\$2,394.89	\$6.62	\$79.43	Yes
20000-008011.1	Sitework - Piping Valve Vault #1 - Contr	7/1/08	40.670000 SL	\$1,200.00	\$890.04	\$2.46	\$29.52	Yes
20000-008011.2	Office Renovations - Doors & Frames - Co	7/1/08	40.670000 SL	\$8,000.00	\$5,934.86	\$16.39	\$196.68	Yes
20000-008011.3	Office Renovations - Aluminum Windows -	7/1/08	40.670000 SL	\$15,000.00	\$11,127.12	\$30.73	\$368.76	Yes
20000-008011.4	Office Renovations - Drywall - Contract	7/1/08	40.670000 SL	\$5,600.00	\$4,153.88	\$11.47	\$137.64	Yes
20000-008011.5	Office Renovations - Acoustical Ceiling	7/1/08	40.670000 SL	\$5,600.00	\$4,153.88	\$11.47	\$137.64	Yes
20000-008011.6	Office Renovations - Flooring - Contract	7/1/08	40.670000 SL	\$1,000.00	\$741.70	\$2.05	\$24.60	Yes
20000-008011.7	Office Renovations - Painting - Orlando	7/1/08	40.670000 SL	\$5,225.00	\$3,875.64	\$10.70	\$128.46	Yes
20000-008011.8	Office Renovations - Lockers - Contract	7/1/08	40.670000 SL	\$7,000.00	\$5,193.16	\$14.34	\$172.08	Yes
20000-008057.1	Office Renovations - Aluminum Windows -	8/1/08	40.670000 SL	\$1,500.00	\$1,113.01	\$3.07	\$36.84	Yes
20000-008057.2	Office Renovations - Bathroom Accessorie	8/1/08	40.670000 SL	\$2,000.00	\$1,483.40	\$4.10	\$49.20	Yes
20000-008057.3	Office Renovations - Hydronic Piping - L	8/1/08	40.670000 SL	\$800.00	\$593.38	\$1.64	\$19.68	Yes
20000-008058	WTP CONTRACT #4 - FRONT GATE	8/1/08	40.670000 SL	\$8,790.99	\$6,521.35	\$18.01	\$216.12	Yes
20000-008091	WTP CONTRACT #4 - FRONT GATE	9/1/08	40.670000 SL	\$1,158.08	\$859.16	\$2.37	\$28.44	Yes
20000-008096	FINISHED WATER PUMPING STATION - WTP (CO	9/1/08	40.670000 SL	\$2,192.30	\$1,626.34	\$4.49	\$53.88	Yes
20000-008167	FINISHED WATER PUMPING STATION - WTP (CO	10/1/08	40.670000 SL	\$3,201.40	\$2,374.84	\$6.56	\$78.72	Yes
20000-008183	Headworks: Dust Protection, Painting & E	10/1/08	40.670000 SL	\$2,005.79	\$1,487.93	\$4.11	\$49.32	Yes

20000-008249	FINISHED WATER PUMPING STATION - WTP (CO	12/1/08	40.670000 SL	\$582.01	\$431.84	\$1.19	\$14.28	Yes
20000-008252.1	Office Renovations: Roofing - Contract #	12/1/08	40.670000 SL	\$4,350.00	\$3,227.32	\$8.91	\$106.92	Yes
20000-008252.2	Headworks: Slide Gate - Contract #4	12/1/08	40.670000 SL	\$500.00	\$371.09	\$1.03	\$12.36	Yes
20000-008282	FINISHED WATER PUMPING STATION - WTP (CO	1/1/09	40.670000 SL	\$289.00	\$221.55	\$0.59	\$7.08	Yes
20000-008286	Glass Front Door for WTP - Contract #4	1/1/09	40.670000 SL	\$1,081.32	\$828.57	\$2.22	\$26.64	Yes
20000-008303	FINISHED WATER PUMPING STATION - WTP (CO	1/1/09	40.670000 SL	\$684.43	\$524.63	\$1.40	\$16.80	Yes
20000-008343.1	Headworks - Electrical - Ewing - Contra	2/1/09	40.670000 SL	\$1,715.40	\$1,314.54	\$3.51	\$42.12	Yes
20000-008343.2	Headworks - Concrete Headworks - Contra	2/1/09	40.670000 SL	\$1,500.00	\$1,150.03	\$3.07	\$36.84	Yes
20000-008385.2	FINISHED WATER PUMPING STATION - WTP (CO	4/1/09	40.670000 SL	\$483.02	\$370.16	\$0.99	\$11.88	Yes
20000-008387	AUTUMN WOODS MN TREATMENT-KABA PEAKS IC	4/1/09	40.670000 SL	\$932.97	\$715.10	\$1.91	\$22.92	No
20000-008419.1	Office Renovations - Sheet Metal - Lemir	4/1/09	40.670000 SL	\$1,138.00	\$872.39	\$2.33	\$27.96	Yes
20000-008419.2	Office Renovations - HVAC Insulation - L	4/1/09	40.670000 SL	\$1,000.00	\$766.27	\$2.05	\$24.60	Yes
20000-008419.3	Office Renovations - Temperature Control	4/1/09	40.670000 SL	\$5,000.00	\$3,832.04	\$10.24	\$122.97	Yes
20000-008419.4	Office Renovations - HVAC Test & Balance	4/1/09	40.670000 SL	\$3,400.00	\$2,605.46	\$6.97	\$83.64	Yes
20000-008419.5	Office Renovations - Electrical Office -	4/1/09	40.670000 SL	\$1,000.00	\$766.29	\$2.05	\$24.60	Yes
20000-008460	CA/RI - FINISHED WATER PUMPING STATION -	5/1/09	40.670000 SL	\$633.72	\$485.65	\$1.30	\$15.60	Yes
20000-008462	FINISHED WATER PUMPING STATION - WTP (CO	5/1/09	40.670000 SL	\$4,015.33	\$3,077.24	\$8.23	\$98.76	Yes
20000-008477	Headworks - Process Area Painting - Orla	5/1/09	40.670000 SL	\$7,500.00	\$5,747.89	\$15.37	\$184.44	Yes
20000-008478	Office Renovations - Aluminum Windows -	5/1/09	40.670000 SL	\$5,900.00	\$4,521.74	\$12.09	\$145.08	Yes
20000-008479	Office Renovations - Painting - Orlando	5/1/09	40.670000 SL	\$5,000.00	\$3,832.04	\$10.24	\$122.94	Yes
20000-008480	Office Renovations - Sprinklers - Lemire	5/1/09	40.670000 SL	\$2,000.00	\$1,532.73	\$4.10	\$49.20	Yes
20000-008481	Office Renovations - Fire Alarm System -	5/1/09	40.670000 SL	\$4,000.00	\$3,065.46	\$8.20	\$98.40	Yes
20000-008482	Sitework - Top Soil & Hydroseed - Contra	5/1/09	40.670000 SL	\$20,000.00	\$15,328.02	\$40.98	\$491.76	Yes
20000-008517.6	WTP - CONTRACT #4 - door lock	6/1/09	40.670000 SL	\$54.05	\$41.43	\$0.11	\$1.32	Yes
20000-008563	FINISHED WATER PUMPING STATION & STORAGE	7/1/09	40.670000 SL	\$745.76	\$571.47	\$1.53	\$18.36	Yes
20000-008597	Glenwoodlands Security Fence Repair	8/1/09	40.670000 SL	\$1,453.00	\$1,113.48	\$2.98	\$35.76	No
20000-008720	WTP CONTRACT #4 - PAVING (overlay parkin	9/1/09	40.670000 SL	\$83,347.00	\$63,877.04	\$170.78	\$2,049.36	Yes
20000-008723.1	WTP Contract #4 - Fencing	10/1/09	40.670000 SL	\$70,906.50	\$54,342.43	\$145.29	\$1,743.48	Yes
20000-008723.2	WTP Contract #4 - Repair Roofing Insulat	10/1/09	40.670000 SL	\$8,000.00	\$6,131.51	\$16.39	\$196.68	Yes
20000-008724	Contract #3 - Finished Water Canopy	10/1/09	40.670000 SL	\$9,000.00	\$6,897.64	\$18.44	\$221.28	Yes
20000-008784.1	WTP Contract #4-final allocation per acc	10/1/09	40.670000 SL	\$61,655.04	\$47,252.62	\$126.33	\$1,515.96	Yes
20000-008784.2	WTP Contract #4-final allocation per acc	10/1/09	40.670000 SL	\$113,307.11	\$86,838.62	\$232.16	\$2,785.92	Yes
20000-009968	FS&T allocation per % of contract (rever	9/1/10	40.670000 SL	-\$2,082.60	-\$1,647.22	-\$4.27	-\$51.24	Yes
20000-011535	Great Bay Treatment - Topographic Survey	3/1/11	40.670000 SL	\$1,610.84	\$1,313.79	\$3.30	\$39.60	No
20000-011536	Great Bay Treatment - engineering time	3/1/11	40.670000 SL	\$778.97	\$635.15	\$1.60	\$19.20	No
20000-011537	Great Bay Treatment - Topographic Survey	3/1/11	40.670000 SL	\$1,117.75	\$911.61	\$2.29	\$27.48	No
20000-011539	Great Bay Treatment - engineering time	3/1/11	40.670000 SL	\$1,119.35	\$913.03	\$2.29	\$27.48	No
20000-011543	Great Bay Treatment - engineering time	3/1/11	40.670000 SL	\$2,889.20	\$2,356.36	\$5.92	\$71.04	No
20000-011545	Great Bay Treatment - engineering time	3/1/11	40.670000 SL	\$1,692.60	\$1,380.39	\$3.47	\$41.64	No
20000-011546	Great Bay Treatment - engineering servic	3/1/11	40.670000 SL	\$262.12	\$213.66	\$0.54	\$6.48	No
20000-011547	Great Bay Treatment - engineering time	3/1/11	40.670000 SL	\$2,165.12	\$1,765.70	\$4.44	\$53.28	No
20000-011548	Great Bay Treatment - Site plan applicat	3/1/11	40.670000 SL	\$501.00	\$408.48	\$1.03	\$12.36	No
20000-011549	Great Bay Treatment - Survey	3/1/11	40.670000 SL	\$542.25	\$442.30	\$1.11	\$13.32	No
20000-011550	Great Bay Treatment - Deed/Plan copies	3/1/11	40.670000 SL	\$30.45	\$24.92	\$0.06	\$0.72	No
20000-011551	Great Bay Treatment - Presentation Plann	3/1/11	40.670000 SL	\$215.28	\$175.63	\$0.44	\$5.28	No
20000-011552	Great Bay Treatment - engineering time	3/1/11	40.670000 SL	\$1,427.20	\$1,164.13	\$2.92	\$35.04	No
20000-011554	Great Bay: Newmarket - Treatment - Engin	3/1/11	40.670000 SL	\$2,160.11	\$1,761.59	\$4.43	\$53.16	No
20000-011555	Great Bay: Newmarket - Set (3) Wetland B	3/1/11	40.670000 SL	\$91.00	\$74.08	\$0.19	\$2.28	No

20000-011556	Great Bay: Newmarket - Site Work	3/1/11	40.670000 SL	\$11,547.00	\$9,417.51	\$23.66	\$283.92	No
20000-011558	Great Bay: Newmarket - Site Work	3/1/11	40.670000 SL	\$700.00	\$571.07	\$1.43	\$17.16	No
20000-011559	Great Bay: Newmarket - Concrete Foundati	3/1/11	40.670000 SL	\$7,600.00	\$6,198.48	\$15.57	\$186.84	No
20000-011560	Great Bay: Newmarket - Concrete RBS Wall	3/1/11	40.670000 SL	\$10,750.00	\$8,767.39	\$22.03	\$264.36	No
20000-011561	Great Bay: Newmarket - Management	3/1/11	40.670000 SL	\$589.60	\$480.79	\$1.21	\$14.52	No
20000-011562	Great Bay: Newmarket - Change Order	3/1/11	40.670000 SL	\$391.00	\$318.95	\$0.80	\$9.60	No
20000-011563	Great Bay: Newmarket - Change Order	3/1/11	40.670000 SL	\$11,836.60	\$9,653.83	\$24.25	\$291.00	No
20000-011566	Great Bay Treatment - Siding - Stucco	3/1/11	40.670000 SL	\$1,250.00	\$1,019.51	\$2.56	\$30.72	No
20000-011567	Great Bay Treatment - Windows - Doors Ex	3/1/11	40.670000 SL	\$8,550.00	\$6,973.16	\$17.52	\$210.24	No
20000-011568	Great Bay Treatment - Ceiling Insulation	3/1/11	40.670000 SL	\$1,600.00	\$1,304.89	\$3.28	\$39.36	No
20000-011569	Great Bay Treatment - Finishes	3/1/11	40.670000 SL	\$3,060.00	\$2,495.66	\$6.27	\$75.24	No
20000-011570	Great Bay Treatment - Interior Paint	3/1/11	40.670000 SL	\$800.00	\$652.44	\$1.64	\$19.68	No
20000-011571	Great Bay Treatment - Rubbish Disposal	3/1/11	40.670000 SL	\$300.00	\$244.79	\$0.62	\$7.36	No
20000-011572	Great Bay Treatment - Job Site Cleanup	3/1/11	40.670000 SL	\$100.00	\$81.60	\$0.20	\$2.46	No
20000-011573	Great Bay Treatment - Management	3/1/11	40.670000 SL	\$1,179.20	\$961.58	\$2.42	\$29.04	No
20000-011574	Great Bay Treatment - Change Order #2	3/1/11	40.670000 SL	\$1,281.80	\$1,045.28	\$2.63	\$31.56	No
20000-011575	Great Bay Treatment - Plant Wiring	3/1/11	40.670000 SL	\$42,302.40	\$34,500.93	\$86.68	\$1,040.16	No
20000-011578	Great Bay Treatment - Site Work	3/1/11	40.670000 SL	\$12,410.00	\$10,121.30	\$25.43	\$305.16	No
20000-011580	Great Bay Treatment - Utility Sink with	3/1/11	40.670000 SL	\$150.53	\$122.72	\$0.31	\$3.72	No
20000-011585	Great Bay Treatment - Plant Wiring	3/1/11	40.670000 SL	\$10,000.00	\$8,155.81	\$20.49	\$245.88	No
20000-011586	Great Bay Treatment - engineering time	3/1/11	40.670000 SL	\$1,803.94	\$1,471.12	\$3.70	\$44.40	No
20000-011588	Great Bay Treatment - Management	3/1/11	40.670000 SL	\$19,630.60	\$16,010.44	\$40.22	\$482.64	No
20000-011589	Great Bay Treatment - AFUDC	3/1/11	40.670000 SL	\$676.42	\$551.54	\$1.39	\$16.68	No
20000-011591	Great Bay Treatment - labor	3/1/11	40.670000 SL	\$682.35	\$556.44	\$1.40	\$16.80	No
20000-011600	Great Bay Treatment - labor oh	3/1/11	40.670000 SL	\$446.46	\$364.21	\$0.91	\$10.98	No
20000-011601	Great Bay Treatment - truck	3/1/11	40.670000 SL	\$196.66	\$160.48	\$0.40	\$4.80	No
20000-011619	Great Bay Treatment - Site work	3/1/11	40.670000 SL	\$5,453.00	\$4,447.47	\$11.17	\$134.04	No
20000-011626	Great Bay Treatment - pump house lock	3/1/11	40.670000 SL	\$108.10	\$88.21	\$0.22	\$2.64	No
20000-011629	Great Bay Treatment - AFUDC	3/1/11	40.670000 SL	\$1,237.83	\$1,009.41	\$2.54	\$30.48	No
20000-011633	Great Bay Treatment - misc parts	3/1/11	40.670000 SL	\$15.32	\$12.53	\$0.03	\$0.36	No
20000-011658	Great Bay Treatment - labor	3/1/11	40.670000 SL	\$3,767.97	\$3,073.08	\$7.72	\$92.64	No
20000-011667	Great Bay Treatment - labor oh	3/1/11	40.670000 SL	\$2,465.38	\$2,010.79	\$5.05	\$60.60	No
20000-011668	Great Bay Treatment - truck	3/1/11	40.670000 SL	\$822.57	\$670.70	\$1.69	\$20.28	No
20000-011677	Great Bay Treatment - Engineering Overhe	3/1/11	40.670000 SL	\$672.85	\$548.70	\$1.38	\$16.56	No
20000-012110	Great Bay Treatment - engineering time	9/1/11	40.670000 SL	\$146.16	\$119.20	\$0.30	\$3.60	No
20000-012111	Great Bay Treatment - windows-doors ext	9/1/11	40.670000 SL	\$450.00	\$367.07	\$0.92	\$11.04	No
20000-012112	Great Bay Treatment - 3 stair railings	9/1/11	40.670000 SL	\$487.50	\$397.55	\$1.00	\$12.00	No
20000-012113	Great Bay Treatment - 4 stainless steel	9/1/11	40.670000 SL	\$876.00	\$714.48	\$1.80	\$21.54	No
20000-012142	WTP Lightning Strike Equipment Repairs	9/1/11	40.670000 SL	\$2,051.19	\$1,673.01	\$4.20	\$50.40	Yes
20000-012143	WTP Lightning Strike - Repair to damaged	9/1/11	40.670000 SL	\$1,645.53	\$1,342.14	\$3.37	\$40.44	Yes
20000-012144	WTP Lightning Strike - Sodium Hypochlori	9/1/11	40.670000 SL	\$499.23	\$407.25	\$1.02	\$12.24	Yes
20000-012145	WTP Lightning Strike - Repair gate Motor	9/1/11	40.670000 SL	\$304.05	\$248.07	\$0.62	\$7.44	Yes
20000-012402	WTP: Rebuild Roof Top Heating Unit - lab	12/1/11	40.670000 SL	\$1,520.00	\$1,239.83	\$3.11	\$37.32	Yes
20000-012403	WTP: Rebuild Roof Top Heating Unit - Rep	12/1/11	40.670000 SL	\$2,879.42	\$2,348.38	\$5.90	\$70.80	Yes
20000-012404	WTP: Rebuild Roof Top Heating Unit - Rep	12/1/11	40.670000 SL	\$719.39	\$586.87	\$1.47	\$17.64	Yes
20000-012405	WTP: Rebuild Roof Top Heating Unit - Rep	12/1/11	40.670000 SL	\$764.69	\$623.57	\$1.57	\$18.84	Yes
20000-012406	WTP: Rebuild Roof Top Heating Unit - Rep	12/1/11	40.670000 SL	\$343.20	\$280.02	\$0.70	\$8.40	Yes
20000-012407	WTP: Rebuild Roof Top Heating Unit -zone	12/1/11	40.670000 SL	\$30.00	\$24.51	\$0.06	\$0.72	Yes

20000-012411	New Natural Gas Service at WTP	12/1/11	40.670000 SL	\$6,001.22	\$4,894.35	\$12.30	\$147.60	Yes
20000-012753	Great Bay Treatment - engineering servic	1/1/12	40.670000 SL	\$4,805.00	\$4,036.84	\$9.85	\$118.20	No
20000-012872	WTP: Install New Heat Circulator Pump	3/1/12	40.670000 SL	\$2,564.00	\$2,154.33	\$5.25	\$63.00	Yes
20000-014252	Replace Sprinkler Head FWPS Chemical Roo	4/1/13	40.670000 SL	\$2,713.50	\$2,346.52	\$5.56	\$66.72	Yes
20000-014254	Replace Sprinkler Head FWPS Chemical Roo	4/1/13	40.670000 SL	\$3,292.20	\$2,846.80	\$6.75	\$81.00	Yes
20000-014626	Snow Station Building Evaluation	7/1/13	40.670000 SL	\$3,306.00	\$2,859.03	\$6.77	\$81.24	No
20000-014627	Snow Station Building Evaluation	7/1/13	40.670000 SL	\$3,233.00	\$2,795.93	\$6.62	\$79.44	No
20000-014628	Snow Station Building Evaluation	7/1/13	40.670000 SL	\$455.00	\$393.55	\$0.93	\$11.16	No
20000-014629	Snow Station Building Evaluation	7/1/13	40.670000 SL	\$2,184.50	\$1,888.92	\$4.48	\$53.76	No
20000-014630	Snow Station Building Evaluatoin	7/1/13	40.670000 SL	\$2,349.00	\$2,031.44	\$4.81	\$57.72	No
20000-015319	WTP: Replace Heat Exchange	12/1/13	40.670000 SL	\$6,102.57	\$5,277.42	\$12.50	\$150.00	Yes
20000-015906	WTP: Replace Light Fixtures in Process R	5/1/14	40.670000 SL	\$2,672.34	\$2,376.49	\$5.48	\$65.76	Yes
20000-017752	WTP - Fire Alarm Control Board	4/1/15	40.670000 SL	\$4,391.51	\$4,013.52	\$9.00	\$108.00	Yes
2000-005873.3	RAW WATER MANAGEMENT PROJECT	8/1/05	40.670000 SL	\$20,622.33	\$13,776.68	\$42.25	\$507.00	Yes
20000-05873.3	RAW WATER MANAGEMENT PROJECT	6/1/05	40.670000 SL	\$3,815.13	\$2,548.60	\$7.82	\$93.84	Yes
20000-07702.11	Sitework - Carbon Dioxide Pad (Contract	11/1/07	40.670000 SL	\$15,000.00	\$10,758.26	\$30.73	\$368.76	Yes
20000-07702.12	Sitework - Granite Curb (Contract #4)	11/1/07	40.670000 SL	\$5,250.00	\$3,765.14	\$10.76	\$129.12	Yes
20000-07702.13	Sitework - Piping Valve Vault #1 (Contra	11/1/07	40.670000 SL	\$10,800.00	\$7,746.06	\$22.13	\$265.56	Yes
20000-07702.14	Sitework - Site Lighting Excavation (Co	11/1/07	40.670000 SL	\$12,500.00	\$8,965.80	\$25.61	\$307.32	Yes
20000-07702.15	Sitework - HDPE Pipe Pulled in PVC Cond	11/1/07	40.670000 SL	\$23,000.00	\$16,496.02	\$47.13	\$565.56	Yes
20000-07766.91	Office Renovations - Painting - Orlando	12/1/07	40.670000 SL	\$29,275.00	\$20,996.76	\$59.98	\$719.76	Yes
20000-07766.92	Office Renovations - Sprinklers (Contrac	12/1/07	40.670000 SL	\$8,064.00	\$5,784.17	\$16.52	\$198.24	Yes
20000-07766.93	Office Renovations - New Domestic Servic	12/1/07	40.670000 SL	\$7,500.00	\$5,378.94	\$15.37	\$184.44	Yes
20000-07766.94	Office Renovations - Hydronic Piping - L	12/1/07	40.670000 SL	\$21,000.00	\$15,061.84	\$43.03	\$516.36	Yes
20000-07766.95	Office Renovations - HVAC Insulation - L	12/1/07	40.670000 SL	\$1,330.00	\$953.66	\$2.72	\$32.64	Yes
20000-07766.96	Office Renovations - Temperature Control	12/1/07	40.670000 SL	\$3,700.00	\$2,653.94	\$7.58	\$90.96	Yes
20000-07766.97	Office Renovations - Electrical Office -	12/1/07	40.670000 SL	\$1,900.00	\$1,362.42	\$3.89	\$46.68	Yes
20000-08011.1	Office Renovations - Bathroom Accessorie	7/1/08	40.670000 SL	\$24,000.00	\$17,803.32	\$49.18	\$590.16	Yes
20000-08011.2	Office Renovations - Sprinklers - Contra	7/1/08	40.670000 SL	\$3,039.00	\$2,254.02	\$6.23	\$74.76	Yes
20000-08011.3	Office Renovations - Finish Plumbing - L	7/1/08	40.670000 SL	\$14,000.00	\$10,385.12	\$28.68	\$344.22	Yes
20000-08011.4	Office Renovations - Hydronic Piping - L	7/1/08	40.670000 SL	\$2,400.00	\$1,780.08	\$4.92	\$59.04	Yes
20000-08011.5	Office Renovations - HVAC Insulation - L	7/1/08	40.670000 SL	\$1,320.00	\$979.44	\$2.71	\$32.52	Yes
20000-08011.6	Office Renovations - Temperature Control	7/1/08	40.670000 SL	\$4,250.00	\$3,152.54	\$8.71	\$104.52	Yes
20000-08011.7	Headworks - Dust Protection - Contract #	7/1/08	40.670000 SL	\$1,000.00	\$741.70	\$2.05	\$24.60	Yes
20000-08011.8	Headwrks - Process Area Painting Orland	7/1/08	40.670000 SL	\$17,000.00	\$12,611.42	\$34.83	\$417.96	Yes
20000-08011.91	Headworks - Concrete Headworks - Contrac	7/1/08	40.670000 SL	\$15,684.00	\$11,634.43	\$32.14	\$385.68	Yes
20000-08011.92	Contract #4	7/1/08	40.670000 SL	\$339.20	\$251.90	\$0.70	\$8.40	Yes
20000-08252.31	New Front Door & Glazing - Portland Glas	12/1/08	40.670000 SL	\$1,581.32	\$1,172.31	\$3.24	\$38.88	Yes
20000-08252.32	Fuel - Lorden Oil - Contract #4	12/1/08	40.670000 SL	\$200.00	\$148.34	\$0.41	\$4.92	Yes
20000-08517.11	WTP - CONTRACT #4 - CO3.08 - Relocate Li	6/1/09	40.670000 SL	\$2,045.72	\$1,567.97	\$4.19	\$50.28	Yes
20000-08517.12	WTP - CONTRACT #4 - CO3.11 - Change 1 Ba	6/1/09	40.670000 SL	\$254.14	\$194.83	\$0.52	\$6.24	Yes
20000-08517.13	WTP - CONTRACT #4 - CO3.13 - Credit for	6/1/09	40.670000 SL	-\$3,563.52	-\$2,731.17	-\$7.30	-\$87.60	Yes
20000-08517.14	WTP - CONTRACT #4 - CO3.14 - Credit for	6/1/09	40.670000 SL	-\$4,924.64	-\$3,774.24	-\$10.09	-\$121.08	Yes
20000-08517.15	WTP - CONTRACT #4 - CO3.15 - Credit for	6/1/09	40.670000 SL	-\$52,000.00	-\$39,853.83	-\$106.55	-\$1,278.60	Yes
20000-08517.21	WTP - CONTRACT #4 - CO4.01 - Relocate Tr	6/1/09	40.670000 SL	\$10,182.28	\$7,803.92	\$20.86	\$250.32	Yes
20000-08517.22	WTP - CONTRACT #4 - CO4.02 - Relocate P-	6/1/09	40.670000 SL	\$703.80	\$539.63	\$1.44	\$17.28	Yes
20000-08517.31	WTP - CONTRACT #4 - CO5.03 - FWPS Gen Ro	6/1/09	40.670000 SL	\$354.45	\$271.27	\$0.73	\$8.76	Yes
20000-08517.32	WTP - CONTRACT #4 - CO5.07 - Control Roo	6/1/09	40.670000 SL	\$1,387.50	\$1,063.64	\$2.84	\$34.08	Yes

20000-08517.33	WTP - CONTRACT #4 - CO5.09 - Misc. Plumb	6/1/09	40.670000 SL	\$714.87	\$547.98	\$1.47	\$17.64	Yes
20000-08517.34	WTP - CONTRACT #4 - CO5.10 - Misc Office	6/1/09	40.670000 SL	\$1,166.71	\$894.24	\$2.39	\$28.68	Yes
20000-08517.42	WTP - CONTRACT #4 - CO6.03 - Loading Doc	6/1/09	40.670000 SL	\$885.52	\$678.88	\$1.82	\$21.78	Yes
20000-08517.43	WTP - CONTRACT #4 - CO6.07 - Control Wir	6/1/09	40.670000 SL	\$671.58	\$514.30	\$1.38	\$16.54	Yes
20000-08517.44	WTP - CONTRACT #4 - CO6.09 - Flooring Ch	6/1/09	40.670000 SL	\$610.87	\$468.38	\$1.25	\$15.00	Yes
20000-08517.45	WTP - CONTRACT #4 - CO6.10 - Vent Reloca	6/1/09	40.670000 SL	\$2,219.95	\$1,701.22	\$4.55	\$54.60	Yes
20000-08517.46	WTP - CONTRACT #4 - CO6.12 - Womens Lock	6/1/09	40.670000 SL	\$363.05	\$278.59	\$0.74	\$8.88	Yes
20000-08517.47	WTP - CONTRACT #4 - CO6.13 - New Lab Dif	6/1/09	40.670000 SL	\$260.86	\$200.11	\$0.54	\$6.42	Yes
20000-08517.48	WTP - CONTRACT #4 - CO6.14 - Aluminum Fl	6/1/09	40.670000 SL	\$12,096.00	\$9,270.58	\$24.79	\$297.42	Yes
20000-08517.49	WTP - CONTRACT #4 - CO6.15 - Ceiling Fan	6/1/09	40.670000 SL	\$12,323.35	\$9,443.91	\$25.25	\$303.00	Yes
20000-08517.51	WTP - CONTRACT #4 - CO8.01 - Epoxy Floor	6/1/09	40.670000 SL	\$3,956.52	\$3,032.58	\$8.11	\$97.32	Yes
20000-08517.52	WTP - CONTRACT #4 - CO8.03 - Bypasses	6/1/09	40.670000 SL	\$6,979.66	\$5,349.28	\$14.30	\$171.60	Yes
20000-08517.53	WTP - CONTRACT #4 - CO8.04 - Rebar Escal	6/1/09	40.670000 SL	\$5,574.92	\$4,272.84	\$11.42	\$137.04	Yes
20000-08517.54	WTP - CONTRACT #4 - CO8.16 - Painting Ma	6/1/09	40.670000 SL	-\$1,166.88	-\$894.41	-\$2.39	-\$28.68	Yes
20000-7341.992	FINISHED WATER PUMPING STATION & WATER T	1/1/07	40.670000 SL	\$14,860,765.71	\$10,658,336.63	\$30,452.36	\$365,428.32	Yes
20000-7342.992	DESIGN SERVICE FORWTP IMPROVEMENTS	1/1/07	40.670000 SL	-\$1,769,684.38	-\$1,271,408.42	-\$3,626.40	-\$43,516.80	Yes
20000-7343.992	FINISHED WATER PUMPING STATION & WATER T	1/1/07	40.670000 SL	\$2,644,433.68	\$1,896,642.45	\$5,418.36	\$65,020.32	Yes
20000-7344.99	DESIGN SERVICES FOR WTP IMPROVEMENTS	1/1/07	40.670000 SL	\$752,421.92	\$539,652.55	\$1,541.69	\$18,500.28	Yes
20000-7345.992	DESIGN SERVICES FOR WTP IMPROVEMENTS	1/1/07	40.670000 SL	\$381,279.85	\$273,461.86	\$781.23	\$9,374.76	Yes
20000-7346.992	WTP EVALUATION & CAPITAL PROJECT PLAN	1/1/07	40.670000 SL	\$230,206.33	\$165,109.15	\$471.69	\$5,660.28	Yes
20000-7347.992	WTP EVALUATION & CAPITAL PLAN PROJECT	1/1/07	40.670000 SL	\$320,935.86	\$230,182.22	\$657.59	\$7,891.08	Yes
2000-07833.11	Office Renovations - Aluminum Windows -	2/1/08	40.670000 SL	\$10,400.00	\$7,714.96	\$21.31	\$255.72	Yes
2000-07833.12	Office Renovations - Acoustical Ceiling	2/1/08	40.670000 SL	\$5,600.00	\$4,154.41	\$11.47	\$137.70	Yes
2000-07833.13	Office Renovations - Painting Orlando -	2/1/08	40.670000 SL	\$4,000.00	\$2,966.92	\$8.19	\$98.34	Yes
2000-07833.14	Office Renovations - Window Treatment -	2/1/08	40.670000 SL	\$2,765.00	\$2,050.96	\$5.66	\$67.93	Yes
2000-07833.15	Office Renovations - Sprinklers - Contra	2/1/08	40.670000 SL	\$3,100.00	\$2,299.85	\$6.35	\$76.20	Yes
2000-07891.11	Office Renovations - Locker Room Masoner	4/1/08	40.670000 SL	\$24,000.00	\$17,803.32	\$49.17	\$590.14	Yes
2000-07891.12	Office Renovations - Expansion Joint - C	4/1/08	40.670000 SL	\$1,000.00	\$741.69	\$2.05	\$24.60	Yes
2000-07891.13	Office Renovations - Rough Carpentry - C	4/1/08	40.670000 SL	\$2,600.00	\$1,928.45	\$5.33	\$63.96	Yes
2000-07891.14	Office Renovations - Caulking - Contract	4/1/08	40.670000 SL	\$15,000.00	\$11,127.14	\$30.73	\$368.76	Yes
2000-07891.15	Office Renovations - Doors & Frames - Co	4/1/08	40.670000 SL	\$8,000.00	\$5,934.83	\$16.39	\$196.68	Yes
2000-07891.16	Office Renovations - Accoustical Ceiling	4/1/08	40.670000 SL	\$5,600.00	\$4,153.90	\$11.47	\$137.64	Yes
2000-07891.17	Office Renovations - Flooring - Contract	4/1/08	40.670000 SL	\$14,000.00	\$10,385.12	\$28.68	\$344.24	Yes
2000-07891.18	Office Renovations - Sprinklers - Contra	4/1/08	40.670000 SL	\$5,400.00	\$4,005.56	\$11.06	\$132.72	Yes
2000-07891.191	Office Renovations - Rough Plumbing Lemi	4/1/08	40.670000 SL	\$33,600.00	\$24,925.29	\$68.85	\$826.20	Yes
2000-07891.192	Office Renovations - HVAC Equipment Lemi	4/1/08	40.670000 SL	\$6,800.00	\$5,044.79	\$13.93	\$167.16	Yes
2000-07891.193	Office Renovations - Hydronic Piping Lem	4/1/08	40.670000 SL	\$6,000.00	\$4,451.28	\$12.30	\$147.54	Yes
2000-07891.194	Office Renovations - Sheet Metal Lemire	4/1/08	40.670000 SL	\$4,000.00	\$2,966.92	\$8.19	\$98.34	Yes
2000-07891.195	Office Renovations - HVAC Insulation Lem	4/1/08	40.670000 SL	\$3,000.00	\$2,225.11	\$6.15	\$73.80	Yes
2000-07891.196	Office Renovations - Temperature Control	4/1/08	40.670000 SL	\$1,850.00	\$1,372.51	\$3.79	\$45.48	Yes
2000-08517.41	WTP - CONTRACT #4 - CO6.01 - Lab Glass W	6/1/09	40.670000 SL	\$398.91	\$305.45	\$0.82	\$9.84	Yes
2000-08517.42	WTP - CONTRACT #4 - CO6.02 - Lab Fume Ex	6/1/09	40.670000 SL	\$588.37	\$451.10	\$1.21	\$14.52	Yes
200-00001084	Secure Reception Area - Office Lobby Rem	10/1/17	4.750000 SL	\$18,823.81	\$12,879.48	\$330.24	\$3,962.88	Yes
20000-005618	LEASEHOLD IMPROVEMENTS - MANCHESTER ST.	5/1/04	5.000000 SL	\$59,376.00	\$0.00	\$0.00	\$0.00	No
20000-005618.1	LEASEHOLD IMPROVEMENTS: MANCHESTER STREE	6/1/04	4.920000 SL	\$5,094.00	\$0.00	\$0.00	\$0.00	No
20000-005618.2	LEASEHOLD IMPROVEMENTS: MANCHESTER STREE	6/1/04	4.920000 SL	\$205,000.00	\$0.00	\$0.00	\$0.00	No
20000-005618.3	LEASEHOLD IMPROVEMENTS: MANCHESTER STREE	6/1/04	4.920000 SL	\$9,288.94	\$0.00	\$0.00	\$0.00	No
20000-005618.5	Manchester Street: Merrimack - Leasehold	8/1/06	2.750000 SL	\$145,335.05	\$0.00	\$0.00	\$0.00	No

20000-005874	AIR CONDITIONER - CUSTOMER SERVICE EQUI	6/1/05	3.920000	RV	\$6,779.85	\$0.00	\$0.00	\$0.00	No
20000-006235	REPLACED CONDENSOR FOR AIR CONDITIONER -	2/1/06	3.250000	RV	\$4,800.00	\$0.00	\$0.00	\$0.00	No
20000-007365	OVERPAYMENT ON LEASEHOLD IMPROVEMENTS	3/1/07	2.170000	SL	-\$5,094.00	\$0.00	\$0.00	\$0.00	No
20000-007550	LEASEHOLD RECLASS TO OUTSIDE SERVICES	8/1/07	1.750000	SL	-\$4,267.50	\$0.00	\$0.00	\$0.00	No
20000-007822	LEASEHOLD IMPROVEMENTS - SERVER ROOM AIR	2/1/08	1.250000	SL	\$3,632.00	\$0.00	\$0.00	\$0.00	No
20000-008101	COMPUTER ROOM AIR CONDITIONER ADJUNCT	9/1/08	2.670000	RV	\$10,675.00	\$0.00	\$0.00	\$0.00	No
20000-008220	COMPUTER ROOM AIR CONDITIONER ADJUNCT	11/1/08	2.500000	SL	-\$7.98	\$0.00	\$0.00	\$0.00	No
20000-017511	Automatic Door Closures	12/1/14	3.080000	SL	\$5,390.00	\$0.00	\$0.00	\$0.00	No
20000-018949	Computer Room Air Conditioner	4/1/16	5.000000	SL	\$14,165.86	\$7,082.87	\$236.10	\$2,833.20	No
2000-05618.4.2	LEASEHOLD IMPROVEMENTS: MANCHESTER STREE	8/1/04	4.750000	RV	\$1,338.40	\$0.00	\$0.00	\$0.00	No
PWW003110.2	LEASEHOLD IMPROVEMENTS - OFFICE EXPANSIO	9/1/06	2.670000	SL	\$23,100.61	\$0.00	\$0.00	\$0.00	Yes
PWW003111.11	LEASEHOLD IMPROVEMENTS - OFFICE EXPANSIO	9/1/06	2.670000	RV	\$500.00	\$0.00	\$0.00	\$0.00	Yes
PWW003111.2	LEASEHOLD IMPROVEMENTS - OFFICE EXPANSIO	9/1/06	2.670000	RV	\$6,833.92	\$0.00	\$0.00	\$0.00	Yes
PWW003112.2	LEASEHOLD IMPROVEMENTS - OFFICE EXPANSIO	9/1/06	2.670000	SL	\$3,503.61	\$0.00	\$0.00	\$0.00	Yes
PWW003113.2	LEASEHOLD IMPROVEMENTS - OFFICE EXPANSIO	9/1/06	2.670000	RV	\$1,320.50	\$0.00	\$0.00	\$0.00	Yes
20000-005618.6	LEASEHOLD IMPROVEMENTS HECOP III - TENA	8/1/06	2.750000	SL	\$77,685.00	\$0.00	\$0.00	\$0.00	No
20000-005786	Manchester Street: Merrimack - HECOP III	5/1/04	5.000000	SL	\$214,335.00	\$0.00	\$0.00	\$0.00	No
Report Total					\$44,089,630.29	\$27,980,037.73	\$146,629.03	\$87,545.39	\$1,055,554.91

dson
GBV Value
\$19,272.03
\$64,915.50
\$3,900.79
\$5,735.60
\$20,100.00
\$1,953.08
\$760.00
\$4,452.63
\$10,364.27
\$582,342.01
\$7,014.00
\$203,103.82
\$0.00
\$3,000.00
\$516.60
\$8,121.75
\$2,867.02
\$15,270.50
\$4,799.31
\$0.00
\$0.00
\$0.00
\$0.00
\$0.00
\$0.00
\$0.00
\$13,604.08
\$0.00
\$0.00
\$0.00
\$0.00
\$0.00
\$0.00
\$17,737.50
\$10,257.50
\$0.00
\$0.00
\$0.00
\$0.00
\$39,051.75
\$106,352.85
\$692,874.66
\$55,493.98
\$12,264.46

\$1,600.00
\$30,119.60
\$2,176.35
\$0.00
\$0.00
\$0.00
\$0.00
\$2,511.97
\$160,811.77
\$5,832.00
\$0.00
\$16,212.63
\$4,177.03
\$1,461.55
\$0.00
\$2,166.67
\$0.00
\$0.00
\$5,745.00
\$15,515.39
\$11,030.47
\$13,961.63
\$15,000.00
\$13,500.00
\$7,230.78
\$0.00
\$0.00
\$0.00
\$726.44
\$433.27
\$28.39
\$110.34
\$821.47
\$34.19
\$1,104.09
\$271.74
\$184.52
\$269.44
\$48.98
\$57.60
\$40.65
\$391.28
\$0.00
\$0.00
\$62.76
\$0.00
\$0.00
\$0.00

\$0.00
\$0.00
\$0.00
\$1,735.65
\$321.10
\$44,606.92
\$640.70
\$40,034.73
\$20,936.40
\$0.00
\$0.00
\$0.00
\$0.00
\$0.00
\$0.00
\$0.00
\$0.00
\$0.00
\$0.00
\$0.00
\$0.00
\$0.00
\$0.00
\$0.00
\$0.00
\$0.00
\$0.00
\$0.00
\$0.00
\$0.00
\$0.00
\$0.00
\$0.00
\$0.00
\$0.00
\$0.00
\$0.00
\$0.00
\$0.00
\$0.00
\$0.00
\$0.00
\$0.00
\$0.00
\$0.00
\$0.00
\$0.00
\$0.00
\$11,588.97
\$0.00
\$0.00
\$0.00
\$0.00
\$0.00
\$0.00
\$0.00
\$0.00
\$0.00
\$0.00
\$264.33

\$0.00
\$0.00
\$0.00
\$0.00
\$2,402.48
\$6,338.69
\$12,572.70
\$0.00
\$621,427.90
\$624,310.00
\$4,862.83
\$32,404.00
\$7,425.00
\$0.00
\$0.00
\$0.00
\$0.00
\$0.00
\$0.00
\$0.00
\$0.00
\$0.00
\$0.00
\$9,290.00
\$8,519.40
\$0.00
\$0.00
\$0.00
\$0.00
\$0.00
\$0.00
\$0.00
\$317,325.83
\$162,825.41
\$0.00
\$0.00
\$0.00
\$0.00
\$170.50
\$0.00
\$0.00
\$0.00
\$0.00
\$0.00
\$0.00
\$0.00
\$0.00
\$0.00
\$0.00
\$0.00

\$0.00
\$0.00
\$0.00
\$0.00
\$0.00
\$0.00
\$0.00
\$0.00
\$0.00
\$0.00
\$0.00
\$0.00
\$0.00
\$330.00
\$30.00
\$1,560.41
\$75.00
\$1,327.33
\$643.74
\$3,376.73
\$3,136.38
\$310.00
\$3,622.87
\$75.00
\$123.34
\$177.79
\$20.44
\$97.34
\$429.00
\$316.58
\$888.04
\$360.00
\$806.05
\$9,112.40
\$16,790.00
\$8,560.00
\$8,750.00
\$5,068.00
\$2,389.80
\$414.83
\$479.60
\$1,803.00
\$1,365.60
\$73.80
\$50.07
\$27.00

\$48.59
 \$0.00
 \$0.00
 \$330.00
 \$56.31
 \$3,630.34
 \$815.00
 \$1,695.41
 \$168.92
 \$168.92
 \$56.31
 \$150.00
 \$56.63
 \$1,158.51
 \$2,280.92
 \$852.20
 \$0.00
 \$0.00
 \$5,000.00
 \$0.00
 \$0.00
 \$0.00
 \$0.00
 \$0.00
 \$0.00
 \$0.00
 \$0.00
 \$0.00
 \$0.00
 \$0.00
 \$0.00
 \$0.00
 \$0.00
 \$0.00
 \$0.00
 \$0.00
 \$0.00
 \$0.00
 \$0.00
 \$0.00
 \$0.00
 \$0.00
 \$0.00
 \$0.00
 \$0.00
 \$0.00
 \$0.00
 \$0.00
 \$0.00
 \$0.00
 \$0.00
 \$0.00
 \$0.00
 \$0.00
 \$0.00
 \$0.00

	Based on Gross Book Value			Based on Net Book Value as of 12/31/2011		
	Equity	Debt		Equity	Debt	
		0.5	0.5		0.5	0.5
	\$ 215,396.62	\$ 107,698.31	\$ 107,698.31	\$ 182,838.47	\$ 91,419.24	\$ 91,419.24
	City Premium -	2.27		City Premium -	2.27	
	Station Value -	\$ 352,173.47		Station Value -	\$ 298,940.90	
	Hudson Buyout -	\$ 352,173.47		Hudson Buyout -	\$ 298,940.90	

11/31/2011 PC equity - \$ 64,049,091
 1/26/2012 City Equity Purchase - \$ 145,570,000
 City Premium - \$ 81,520,909
 City Premium Multiplier - 2.27 times equity value of asset. Debt is \$ for \$

Need PWW % of equity and Debt as of 11/31/2011

\$0.00
\$0.00
\$0.00
\$0.00
\$0.00
\$0.00
\$0.00
\$0.00
\$0.00
\$0.00
\$65,787.00
\$0.00
\$2,343.00
\$10,382.68
\$0.00
\$195.00
\$0.00
\$2,000.00
\$1,486.00
\$5,314.55
\$19,957.46
\$7,170.00
\$200.00
\$0.00
\$6,810.00
\$2,780.00
\$4,425.00
\$3,456.00
\$0.00
\$1,831.98
\$9,802.90
\$5,216.27
\$554.79
\$0.00
\$0.00
\$144.21
\$67,440.67
\$356.26
\$6,304,146.79
\$205.20
\$245.44
\$467,622.50
\$172.50
\$29,094.37
\$62,641.35
\$18,660.19
\$1,800.00
\$22.50
\$146.25

\$20,119.08
\$496,020.41
\$506.91
\$154.00
\$126.00
\$5,858.13
\$4,619,734.08
\$54,262.24
\$6,363.54
\$5,028.75
\$5,568.38
\$9,209.50
\$36,521.50
\$2,705.62
\$21,444.68
\$33,761.16
\$10,566.36
\$500.00
\$6,094.37
\$1,365.00
\$2,065.00
\$596,376.58
\$4,710.06
-\$3,332,646.51
\$253,901.72
\$82,219.54
\$78,108.11
\$32,348.89
\$303,373.30
\$8,000.00
\$15,000.00
\$42,000.00
\$326,500.00
\$3,275.79
\$80,740.10
\$9,658.76
\$1,107,436.00
\$1,500.00
\$515,352.16
\$127,908.82
\$28,733.14
\$5,604.59
\$3,000.00
\$10,800.00
\$1,600.00
\$15,000.00
\$20,000.00
\$4,689.00

\$8,400.00
\$9,741.00
\$9,733.00
\$423.95
\$4,000.00
\$5,501.00
\$5,600.00
\$4,571.00
\$14,500.00
\$4,050.00
\$850.94
\$8,775.00
\$447.00
\$1,311.08
\$383.40
\$123.00
\$8.50
\$9,760.12
\$36,793.98
\$8,500.00
\$25,000.00
\$14,816.00
\$40,000.00
\$109,500.00
\$11,000.00
\$12,000.00
\$3,002.60
\$86,350.72
\$13,117.95
\$8,550.68
\$6,744.00
\$3,228.63
\$1,200.00
\$8,000.00
\$15,000.00
\$5,600.00
\$5,600.00
\$1,000.00
\$5,225.00
\$7,000.00
\$1,500.00
\$2,000.00
\$800.00
\$8,790.99
\$1,158.08
\$2,192.30
\$3,201.40
\$2,005.79

\$582.01
\$4,350.00
\$500.00
\$289.00
\$1,081.32
\$684.43
\$1,715.40
\$1,500.00
\$483.02
\$0.00
\$1,138.00
\$1,000.00
\$5,000.00
\$3,400.00
\$1,000.00
\$633.72
\$4,015.33
\$7,500.00
\$5,900.00
\$5,000.00
\$2,000.00
\$4,000.00
\$20,000.00
\$54.05
\$745.76
\$0.00
\$83,347.00
\$70,906.50
\$8,000.00
\$9,000.00
\$61,655.04
\$113,307.11
-\$2,082.60
\$0.00
\$0.00
\$0.00
\$0.00
\$0.00
\$0.00
\$0.00
\$0.00
\$0.00
\$0.00
\$0.00
\$0.00
\$0.00
\$0.00
\$0.00
\$0.00
\$0.00
\$0.00
\$0.00
\$0.00
\$0.00
\$0.00

\$6,001.22
\$0.00
\$2,564.00
\$2,713.50
\$3,292.20
\$0.00
\$0.00
\$0.00
\$0.00
\$0.00
\$6,102.57
\$2,672.34
\$4,391.51
\$20,622.33
\$3,815.13
\$15,000.00
\$5,250.00
\$10,800.00
\$12,500.00
\$23,000.00
\$29,275.00
\$8,064.00
\$7,500.00
\$21,000.00
\$1,330.00
\$3,700.00
\$1,900.00
\$24,000.00
\$3,039.00
\$14,000.00
\$2,400.00
\$1,320.00
\$4,250.00
\$1,000.00
\$17,000.00
\$15,684.00
\$339.20
\$1,581.32
\$200.00
\$2,045.72
\$254.14
-\$3,563.52
-\$4,924.64
-\$52,000.00
\$10,182.28
\$703.80
\$354.45
\$1,387.50

\$714.87
\$1,166.71
\$885.52
\$671.58
\$610.87
\$2,219.95
\$363.05
\$260.86
\$12,096.00
\$12,323.35
\$3,956.52
\$6,979.66
\$5,574.92
-\$1,166.88
\$14,860,765.71
-\$1,769,684.38
\$2,644,433.68
\$752,421.92
\$381,279.85
\$230,206.33
\$320,935.86
\$10,400.00
\$5,600.00
\$4,000.00
\$2,765.00
\$3,100.00
\$24,000.00
\$1,000.00
\$2,600.00
\$15,000.00
\$8,000.00
\$5,600.00
\$14,000.00
\$5,400.00
\$33,600.00
\$6,800.00
\$6,000.00
\$4,000.00
\$3,000.00
\$1,850.00
\$398.91
\$588.37
\$18,823.81
\$0.00
\$0.00
\$0.00
\$0.00
\$0.00

\$0.00
\$0.00
\$0.00
\$0.00
\$0.00
\$0.00
\$0.00
\$0.00
\$0.00
\$0.00
\$0.00
\$23,100.61
\$500.00
\$6,833.92
\$3,503.61
\$1,320.50
\$0.00
\$0.00

\$35,922,868.67

Wells and Springs

Deprciation Life - 30.00 years

Asset Code	Description	Date Capitalized	Asset Life	Depn Code	GBV	NBV	Per Depn	YTD Depn	Hudson	
									Allocable?	GBV Value
200-00001817	Sweet Hill Well #3	12/1/17	30.000000	SL	\$68,501.55	\$65,076.50	\$190.28	\$2,283.36	No	\$0.00
200-00001819	Sweet Hill Well #3	12/1/17	30.000000	SL	\$1,305.45	\$1,240.13	\$3.63	\$43.56	No	\$0.00
200-00001820	Sweet Hill Well #3	12/1/17	30.000000	SL	\$50,100.67	\$47,595.62	\$139.17	\$1,670.04	No	\$0.00
200-00001821	Sweet Hill Well #3	12/1/17	30.000000	SL	\$887.18	\$842.87	\$2.46	\$29.52	No	\$0.00
200-00001822	Sweet Hill Well #3	12/1/17	30.000000	SL	\$64.00	\$60.77	\$0.18	\$2.16	No	\$0.00
200-00001823	Sweet Hill Well #3	12/1/17	30.000000	SL	\$587.50	\$558.15	\$1.63	\$19.56	No	\$0.00
200-00001824	Sweet Hill Well #3	12/1/17	30.000000	SL	\$135.67	\$128.85	\$0.38	\$4.56	No	\$0.00
200-00001825	Sweet Hill Well #3	12/1/17	30.000000	SL	\$2,105.03	\$1,999.75	\$5.85	\$70.20	No	\$0.00
200-00001826	Sweet Hill Well #3	12/1/17	30.000000	SL	\$1,430.58	\$1,359.10	\$3.97	\$47.64	No	\$0.00
200-00001827	Sweet Hill Well #3	12/1/17	30.000000	SL	\$698.50	\$663.58	\$1.94	\$23.28	No	\$0.00
200-00001830	Sweet Hill Well #3	12/1/17	30.000000	SL	\$10,103.00	\$9,597.90	\$28.06	\$336.72	No	\$0.00
200-00001831	Sweet Hill Well #3	12/1/17	30.000000	SL	\$24,573.24	\$23,344.57	\$68.26	\$819.12	No	\$0.00
200-00001832	Sweet Hill Well #3	12/1/17	30.000000	SL	\$363.75	\$345.57	\$1.01	\$12.12	No	\$0.00
200-00001833	Sweet Hill Well #3	12/1/17	30.000000	SL	\$452.00	\$429.35	\$1.26	\$15.12	No	\$0.00
200-00001834	Sweet Hill Well #3	12/1/17	30.000000	SL	\$363.75	\$345.57	\$1.01	\$12.12	No	\$0.00
200-00002377	Sweet Hill Well #3 (2018 CO)	4/1/18	30.000000	SL	\$770.92	\$758.07	\$1.41	\$12.85	No	\$0.00
200-00002379	Sweet Hill Well #3 (2018 CO)	4/1/18	30.000000	SL	\$849.50	\$835.34	\$1.60	\$14.16	No	\$0.00
200-00002380	Sweet Hill Well #3 (2018 CO)	4/1/18	30.000000	SL	\$567.30	\$557.85	\$1.05	\$9.45	No	\$0.00
200-00002381	Sweet Hill Well #3 (2018 CO)	4/1/18	30.000000	SL	\$220.00	\$216.33	\$0.39	\$3.67	No	\$0.00
200-00002741	Replace Pump: Glenn Ridge	7/1/18	30.000000	SL	\$3,700.80	\$3,639.12	\$10.28	\$61.68	No	\$0.00
20000-005161	Bon Terrain: Amherst - Pump Inspection a	12/1/02	30.000000	SL	\$13,703.64	\$6,917.52	\$38.07	\$456.84	No	\$0.00
20000-005162	3HP SUBMERSIBLE PUMP AT WELL-#2 BADGER H	12/1/02	30.000000	SL	\$2,895.20	\$1,432.78	\$8.84	\$106.08	No	\$0.00
20000-005878	BADGER HILL - WELL #3 ELECTRIC LINE REPL	6/1/05	30.000000	SL	\$3,536.28	\$2,004.75	\$10.13	\$121.50	No	\$0.00
20000-007960	TWIN RIDGE WELL #4 RE-DEVELOPMENT	6/1/08	30.000000	SL	\$4,240.75	\$2,756.47	\$11.78	\$141.36	No	\$0.00
20000-008549	SWEET HILL WELL	7/1/09	30.000000	SL	\$52,138.83	\$35,628.21	\$144.83	\$1,737.96	No	\$0.00
20000-008550	SWEET HILL WELL	7/1/09	30.000000	SL	\$37,812.26	\$25,838.52	\$105.03	\$1,260.36	No	\$0.00
20000-008556	SWEET HILL - BACK UP WELL	7/1/09	30.000000	SL	\$5,094.64	\$3,481.41	\$14.15	\$169.80	No	\$0.00
20000-008558	SWEET HILL - BACK UP WELL	7/1/09	30.000000	SL	\$19,083.24	\$13,040.17	\$53.01	\$636.12	No	\$0.00
20000-008651	SWEET HILL - NEW WELL - 48 Hour Pump Tes	9/1/09	30.000000	SL	\$5,755.83	\$3,933.10	\$15.99	\$191.88	No	\$0.00
20000-008776	SWEET HILL - NEW WELL - Water Quality Ch	10/1/09	30.000000	SL	\$1,499.43	\$1,024.59	\$4.17	\$49.98	No	\$0.00
20000-008783	HI-LO: WELL #2 HYDROFRACKING	10/1/09	30.000000	SL	\$3,306.25	\$2,259.41	\$9.18	\$110.16	No	\$0.00
20000-008846	WELL #7 WIRE REPLACEMENT: REDFIELD	11/1/09	30.000000	SL	\$0.00	\$0.00	\$0.00	\$435.66	No	\$0.00
20000-008997	Twin Ridge: Plaistow - Pump #5 Replaceme	12/1/09	30.000000	SL	\$3,959.50	\$2,705.63	\$11.00	\$132.00	No	\$0.00
20000-008999	Twin Ridge - Rolling Hills Interconnecti	12/1/09	30.000000	SL	\$247.50	\$169.04	\$0.69	\$8.28	No	\$0.00
20000-009000	Twin Ridge - Rolling Hills Interconnecti	12/1/09	30.000000	SL	\$3,881.40	\$2,652.35	\$10.78	\$129.36	No	\$0.00
20000-009001	Twin Ridge - Rolling Hills Interconnecti	12/1/09	30.000000	SL	\$748.25	\$511.26	\$2.08	\$24.96	No	\$0.00
20000-009002	Twin Ridge - Rolling Hills Interconnecti	12/1/09	30.000000	SL	\$307.93	\$210.33	\$0.86	\$10.27	No	\$0.00
20000-009003	Twin Ridge - Rolling Hills Interconnecti	12/1/09	30.000000	SL	\$163.93	\$111.93	\$0.46	\$5.47	No	\$0.00
20000-009004	Twin Ridge - Rolling Hills Interconnecti	12/1/09	30.000000	SL	\$846.12	\$578.22	\$2.35	\$28.20	No	\$0.00
20000-009005	Twin Ridge - Rolling Hills Interconnecti	12/1/09	30.000000	SL	\$11,388.22	\$7,782.08	\$31.63	\$379.56	No	\$0.00
20000-009006	Twin Ridge: Plaistow - Deepen Well #2 (F	12/1/09	30.000000	SL	\$4,223.59	\$2,886.18	\$11.73	\$140.76	No	\$0.00
20000-009041	Twin Ridge - Rolling Hills Interconnecti	12/1/09	30.000000	SL	\$91.50	\$62.68	\$0.25	\$3.00	No	\$0.00
20000-009042	Twin Ridge - Rolling Hills Interconnecti	12/1/09	30.000000	SL	\$52.50	\$35.73	\$0.15	\$1.80	No	\$0.00
20000-009084.1	Twin Ridge: Plaistow - Deepen Well #2, 6	1/1/10	30.000000	SL	\$1,374.35	\$984.71	\$3.82	\$45.84	No	\$0.00

20000-009084.2	Twin Ridge: Plaistow - Deepen Well #2, 6	1/1/10	30.000000 SL	\$4,025.65	\$2,885.29	\$11.18	\$134.16	No	\$0.00
20000-009085	Twin Ridge: Plaistow - Deepen Well #2, 6	1/1/10	30.000000 SL	\$3,360.00	\$2,408.12	\$9.33	\$111.96	No	\$0.00
20000-009086	Twin Ridge: Plaistow - Deepen Well #2, d	1/1/10	30.000000 SL	\$1,400.00	\$1,003.28	\$3.89	\$46.68	No	\$0.00
20000-009087	Twin Ridge: Plaistow - Deepen Well #2, l	1/1/10	30.000000 SL	\$782.50	\$560.94	\$2.17	\$26.04	No	\$0.00
20000-009088	Twin Ridge: Plaistow - Deepen Well #2, p	1/1/10	30.000000 SL	\$231.00	\$165.61	\$0.64	\$7.68	No	\$0.00
20000-009089	Twin Ridge: Plaistow - credit	1/1/10	30.000000 SL	-\$1,374.35	-\$984.87	-\$3.82	-\$45.84	No	\$0.00
20000-009260	Badger Hill Well Pump #1 Replacement - 5	5/1/10	30.000000 SL	\$1,072.80	\$768.84	\$2.98	\$35.76	No	\$0.00
20000-009261	Badger Hill Well Pump #1 Replacement - 5	5/1/10	30.000000 SL	\$1,424.00	\$1,020.39	\$3.96	\$47.49	No	\$0.00
20000-009262	Badger Hill Well Pump #1 Replacement - m	5/1/10	30.000000 SL	\$16.00	\$11.61	\$0.05	\$0.51	No	\$0.00
20000-009263	Badger Hill Well Pump #1 Replacement - (5/1/10	30.000000 SL	\$2,735.04	\$1,960.01	\$7.60	\$91.20	No	\$0.00
20000-009264	Badger Hill Well Pump #1 Replacement - (5/1/10	30.000000 SL	\$73.60	\$52.89	\$0.21	\$2.43	No	\$0.00
20000-009265	Badger Hill Well Pump #1 Replacement - (5/1/10	30.000000 SL	\$523.60	\$375.39	\$1.46	\$17.43	No	\$0.00
20000-009266	Badger Hill Well Pump #1 Replacement - 1	5/1/10	30.000000 SL	\$28.00	\$20.00	\$0.08	\$0.96	No	\$0.00
20000-009267	Badger Hill Well Pump #1 Replacement - (5/1/10	30.000000 SL	\$160.00	\$114.81	\$0.45	\$5.31	No	\$0.00
20000-009268	Badger Hill Well Pump #1 Replacement - (5/1/10	30.000000 SL	\$1,960.00	\$1,404.81	\$5.45	\$65.31	No	\$0.00
20000-009363	Sweet Hill Replace Well Pump #2 - servic	6/1/10	30.000000 SL	\$2,060.15	\$1,476.54	\$5.72	\$68.64	No	\$0.00
20000-009364	Sweet Hill Replace Well Pump #2 -Frankli	6/1/10	30.000000 SL	\$386.00	\$276.70	\$1.07	\$12.84	No	\$0.00
20000-009365	Sweet Hill Replace Well Pump #2 - Check	6/1/10	30.000000 SL	\$180.00	\$129.00	\$0.50	\$6.00	No	\$0.00
20000-009366	Sweet Hill Replace Well Pump #2 - Misc.	6/1/10	30.000000 SL	\$65.00	\$46.59	\$0.18	\$2.16	No	\$0.00
20000-009367	Sweet Hill Replace Well Pump #2 - Pump s	6/1/10	30.000000 SL	\$120.00	\$86.12	\$0.33	\$3.96	No	\$0.00
20000-009589	Hubbard Hill Well Pump #2 Replacement -	7/1/10	30.000000 SL	\$0.00	\$0.00	\$0.00	\$16.54	No	\$0.00
20000-009590	Hubbard Hill Well Pump #2 Replacement -	7/1/10	30.000000 SL	\$0.00	\$0.00	\$0.00	\$20.85	No	\$0.00
20000-009591	Hubbard Hill Well Pump #2 Replacement -	7/1/10	30.000000 SL	\$0.00	\$0.00	\$0.00	\$0.74	No	\$0.00
20000-009592	Hubbard Hill Well Pump #2 Replacement -	7/1/10	30.000000 SL	\$0.00	\$0.00	\$0.00	\$15.93	No	\$0.00
20000-009801	Great Bay Well Pump #3 Replacement - 5HP	8/1/10	30.000000 SL	\$1,316.51	\$943.41	\$3.66	\$43.92	No	\$0.00
20000-009802	Great Bay Well Pump #3 Replacement - 5HP	8/1/10	30.000000 SL	\$1,299.90	\$931.63	\$3.61	\$43.32	No	\$0.00
20000-009803	Great Bay Well Pump #3 Replacement - (2)	8/1/10	30.000000 SL	\$63.09	\$45.15	\$0.18	\$2.10	No	\$0.00
20000-009804	Great Bay Well Pump #3 Replacement - (42	8/1/10	30.000000 SL	\$2,649.62	\$1,898.90	\$7.36	\$88.32	No	\$0.00
20000-009805	Great Bay Well Pump #3 Replacement - (42	8/1/10	30.000000 SL	\$1,640.45	\$1,175.55	\$4.56	\$54.72	No	\$0.00
20000-009806	Great Bay Well Pump #3 Replacement - 5hp	8/1/10	30.000000 SL	\$310.45	\$222.57	\$0.86	\$10.32	No	\$0.00
20000-009807	Great Bay Well Pump #3 Replacement - 1 S	8/1/10	30.000000 SL	\$557.81	\$399.76	\$1.55	\$18.60	No	\$0.00
20000-009808	Great Bay Well Pump #3 Replacement - 1 b	8/1/10	30.000000 SL	\$39.84	\$28.57	\$0.11	\$1.32	No	\$0.00
20000-009809	Great Bay Well Pump #3 Replacement - 12	8/1/10	30.000000 SL	\$1,394.53	\$999.57	\$3.87	\$46.44	No	\$0.00
20000-009840	Maple Haven Well Pump #4 Replacement - 5	8/1/10	30.000000 SL	\$2,667.65	\$1,911.83	\$7.41	\$88.92	No	\$0.00
20000-009841	Maple Haven Well Pump #4 Replacement - (8/1/10	30.000000 SL	\$116.39	\$83.53	\$0.32	\$3.84	No	\$0.00
20000-009842	Maple Haven Well Pump #4 Replacement - 9	8/1/10	30.000000 SL	\$1,078.36	\$772.71	\$3.00	\$35.94	No	\$0.00
20000-009899	Reconnect Rolling Hills Well #1 to Twin	9/9/10	30.000000 SL	\$4,800.00	\$3,440.12	\$13.33	\$159.96	No	\$0.00
20000-009900	Reconnect Rolling Hills Well #1 to Twin	9/9/10	30.000000 SL	\$3,200.00	\$2,293.28	\$8.89	\$106.68	No	\$0.00
20000-009901	Reconnect Rolling Hills Well #1 to Twin	9/9/10	30.000000 SL	\$8,000.00	\$5,733.40	\$22.22	\$266.64	No	\$0.00
20000-009902	Reconnect Rolling Hills Well #1 to Twin	9/9/10	30.000000 SL	\$5,235.00	\$3,751.81	\$14.54	\$174.48	No	\$0.00
20000-009907	Reconnect Rolling Hills Well #1 to Twin	9/9/10	30.000000 SL	\$2,400.00	\$1,719.88	\$6.67	\$80.04	No	\$0.00
20000-009911	Reconnect Rolling Hills Well #1 to Twin	9/9/10	30.000000 SL	\$1,020.79	\$731.43	\$2.84	\$34.04	No	\$0.00
20000-009913	Reconnect Rolling Hills Well #1 to Twin	9/9/10	30.000000 SL	\$91.86	\$65.79	\$0.26	\$3.06	No	\$0.00
20000-009916	Reconnect Rolling Hills Well #1 to Twin	9/9/10	30.000000 SL	\$158.11	\$113.28	\$0.44	\$5.28	No	\$0.00
20000-009921	Reconnect Rolling Hills Well #1 to Twin	9/9/10	30.000000 SL	\$782.35	\$560.79	\$2.17	\$26.04	No	\$0.00
20000-009922	Reconnect Rolling Hills Well #1 to Twin	9/9/10	30.000000 SL	\$530.83	\$380.55	\$1.48	\$17.70	No	\$0.00
20000-009927	Reconnect Rolling Hills Well #1 to Twin	9/9/10	30.000000 SL	\$298.02	\$213.52	\$0.83	\$9.96	No	\$0.00
20000-009929	Reconnect Rolling Hills Well #1 to Twin	9/9/10	30.000000 SL	\$117.77	\$84.28	\$0.33	\$3.96	No	\$0.00

20000-010116	East Derry - Water Supply Study - Well A	10/1/10	30.000000 SL	\$4,334.64	\$3,106.51	\$12.04	\$144.48	No	\$0.00
20000-010117	East Derry - Water Supply Study - Well A	10/1/10	30.000000 SL	\$2,496.57	\$1,789.23	\$6.94	\$83.22	No	\$0.00
20000-010118	East Derry - Water Supply Study - Instal	10/1/10	30.000000 SL	\$5,539.00	\$3,969.49	\$15.39	\$184.68	No	\$0.00
20000-010119	East Derry - Water Supply Study - police	10/1/10	30.000000 SL	\$625.00	\$447.79	\$1.74	\$20.88	No	\$0.00
20000-010120	East Derry - Water Supply Study - Engine	10/1/10	30.000000 SL	\$1,471.38	\$1,054.37	\$4.09	\$49.08	No	\$0.00
20000-010122	East Derry - Water Supply Study - Engine	10/1/10	30.000000 SL	\$1,093.05	\$783.24	\$3.04	\$36.48	No	\$0.00
20000-010123	East Derry - Water Supply Study - labor	10/1/10	30.000000 SL	\$197.88	\$141.78	\$0.55	\$6.60	No	\$0.00
20000-010124	East Derry - Water Supply Study - labor	10/1/10	30.000000 SL	\$147.00	\$105.29	\$0.41	\$4.92	No	\$0.00
20000-010126	East Derry - Water Supply Study - labor	10/1/10	30.000000 SL	\$134.26	\$96.30	\$0.37	\$4.44	No	\$0.00
20000-010127	East Derry - Water Supply Study - labor	10/1/10	30.000000 SL	\$99.74	\$71.40	\$0.28	\$3.36	No	\$0.00
20000-010130	East Derry - Water Supply Study - truck	10/1/10	30.000000 SL	\$34.54	\$24.61	\$0.10	\$1.20	No	\$0.00
20000-010131	East Derry - Water Supply Study - truck	10/1/10	30.000000 SL	\$25.66	\$18.41	\$0.07	\$0.84	No	\$0.00
20000-010138	East Derry Water: Supply Study - Install	10/1/10	30.000000 SL	\$12,989.77	\$9,309.44	\$36.08	\$432.96	No	\$0.00
20000-010139	East Derry Water: Supply Study - Install	10/1/10	30.000000 SL	\$11,749.73	\$8,420.56	\$32.64	\$391.68	No	\$0.00
20000-010140	East Derry Water: Supply Study -	10/1/10	30.000000 SL	\$3,731.29	\$2,674.17	\$10.37	\$124.38	No	\$0.00
20000-010141	East Derry Water: Supply Study -	10/1/10	30.000000 SL	\$2,171.38	\$1,556.21	\$6.03	\$72.36	No	\$0.00
20000-010142	East Derry Water: Supply Study - Horizon	10/1/10	30.000000 SL	\$6,795.00	\$4,869.75	\$18.88	\$226.50	No	\$0.00
20000-010143	East Derry Water: Supply Study - Install	10/1/10	30.000000 SL	\$6,551.83	\$4,695.48	\$18.20	\$218.40	No	\$0.00
20000-010144	East Derry Water: Supply Study -	10/1/10	30.000000 SL	\$1,467.73	\$1,051.79	\$4.08	\$48.96	No	\$0.00
20000-010145	East Derry Water: Supply Study - Install	10/1/10	30.000000 SL	\$548.01	\$392.81	\$1.52	\$18.24	No	\$0.00
20000-010146	East Derry Water: Supply Study -	10/1/10	30.000000 SL	\$51.64	\$37.14	\$0.14	\$1.68	No	\$0.00
20000-010147	East Derry Water: Supply Study - enginee	10/1/10	30.000000 SL	\$351.05	\$251.55	\$0.98	\$11.70	No	\$0.00
20000-010148	East Derry Water: Supply Study - enginee	10/1/10	30.000000 SL	\$238.35	\$170.92	\$0.66	\$7.92	No	\$0.00
20000-010149	East Derry Water: Supply Study - enginee	10/1/10	30.000000 SL	\$2,142.48	\$1,535.47	\$5.95	\$71.40	No	\$0.00
20000-010150	East Derry Water: Supply Study - labor	10/1/10	30.000000 SL	\$1,123.92	\$805.57	\$3.12	\$37.44	No	\$0.00
20000-010151	East Derry Water: Supply Study - labor o	10/1/10	30.000000 SL	\$762.58	\$546.45	\$2.12	\$25.44	No	\$0.00
20000-010152	East Derry Water: Supply Study - truck	10/1/10	30.000000 SL	\$265.46	\$190.15	\$0.74	\$8.88	No	\$0.00
20000-010328	Great Bay - Replace Well Pump #1	11/1/10	30.000000 SL	\$9,076.03	\$6,504.55	\$25.21	\$302.52	No	\$0.00
20000-011831	Glenn Ridge Well #1 Pump Replacement - 2	6/1/11	30.000000 SL	\$847.20	\$635.52	\$2.35	\$28.20	No	\$0.00
20000-011832	Glenn Ridge Well #1 Pump Replacement - 3	6/1/11	30.000000 SL	\$809.60	\$607.15	\$2.25	\$27.00	No	\$0.00
20000-011833	Glenn Ridge Well #1 Pump Replacement - 1	6/1/11	30.000000 SL	\$1,419.60	\$1,064.82	\$3.94	\$47.28	No	\$0.00
20000-011834	Glenn Ridge Well #1 Pump Replacement - 1	6/1/11	30.000000 SL	\$38.40	\$28.68	\$0.11	\$1.32	No	\$0.00
20000-011835	Glenn Ridge Well #1 Pump Replacement - 1	6/1/11	30.000000 SL	\$669.60	\$502.20	\$1.86	\$22.32	No	\$0.00
20000-011836	Glenn Ridge Well #1 Pump Replacement - m	6/1/11	30.000000 SL	\$17.60	\$13.15	\$0.05	\$0.60	No	\$0.00
20000-011837	Glenn Ridge Well #1 Pump Replacement - l	6/1/11	30.000000 SL	\$1,115.00	\$836.14	\$3.10	\$37.20	No	\$0.00
20000-012218	Sweet Hill: Replace Motor Starter Well P	10/10/11	30.000000 SL	\$1,655.20	\$1,241.33	\$4.60	\$55.20	No	\$0.00
20000-012412	Twin Ridge: Replace Well #5 Discharge Pi	12/1/11	30.000000 SL	\$5,759.24	\$4,319.37	\$16.00	\$192.00	No	\$0.00
20000-012940	Valleyfield: Replace Well Pump #2 - 20 G	4/1/12	30.000000 SL	\$7,149.44	\$5,600.39	\$19.86	\$238.32	No	\$0.00
20000-012941	English Woods: Replace Well Pump #1 - 15	4/1/12	30.000000 SL	\$5,975.92	\$4,681.12	\$16.60	\$199.20	No	\$0.00
20000-013796	Bon Terrain: Well Redevelopment	11/1/12	30.000000 SL	\$15,105.50	\$11,832.62	\$41.96	\$503.52	No	\$0.00
20000-013917	Twin Ridge - New Supply - engineering	12/1/12	30.000000 SL	\$84,042.71	\$65,833.54	\$233.45	\$2,801.40	No	\$0.00
20000-013958	Twin Ridge - New Supply - engineering	12/1/12	30.000000 SL	\$8,193.81	\$6,418.50	\$22.76	\$273.12	No	\$0.00
20000-013959	Twin Ridge New Well- Backhoe	12/1/12	30.000000 SL	\$110.25	\$86.24	\$0.31	\$3.72	No	\$0.00
20000-013960	Twin Ridge New Well-LOH	12/1/12	30.000000 SL	\$395.77	\$310.00	\$1.10	\$13.20	No	\$0.00
20000-013961	Twin Ridge New Well- Carryover Labor	12/1/12	30.000000 SL	\$578.43	\$452.99	\$1.61	\$19.32	No	\$0.00
20000-013962	Twin Ridge New Well- Carryover - Misc.	12/1/12	30.000000 SL	\$267.07	\$209.28	\$0.74	\$8.88	No	\$0.00
20000-013963	Twin Ridge New Well- Carryover - P&F inv	12/1/12	30.000000 SL	\$1,401.22	\$1,097.70	\$3.89	\$46.68	No	\$0.00
20000-013964	Twin Ridge New Well- Truck	12/1/12	30.000000 SL	\$367.46	\$287.87	\$1.02	\$12.24	No	\$0.00

20000-013965	Twin Ridge New Well- Backhoe	12/1/12	30.000000 SL	\$34.98	\$27.29	\$0.10	\$1.20	No	\$0.00
20000-013968	Twin Ridge New Well- Truck	12/1/12	30.000000 SL	\$116.61	\$91.48	\$0.32	\$3.84	No	\$0.00
20000-013971	Twin Ridge New Well-LOH	12/1/12	30.000000 SL	\$125.56	\$98.30	\$0.35	\$4.20	No	\$0.00
20000-013974	Twin Ridge New Well- Carryover Labor	12/1/12	30.000000 SL	\$183.52	\$143.74	\$0.51	\$6.12	No	\$0.00
20000-013979	Twin Ridge - New Supply - engineering	12/1/12	30.000000 SL	\$2,599.72	\$2,036.49	\$7.22	\$86.64	No	\$0.00
20000-013980	Twin Ridge - New Supply - low-level 1,4	12/1/12	30.000000 SL	\$7,418.08	\$5,810.68	\$20.61	\$247.32	No	\$0.00
20000-013983	Twin Ridge - New Supply	12/1/12	30.000000 SL	\$3.16	\$2.42	\$0.01	\$0.12	No	\$0.00
20000-013985	Twin Ridge - New Supply - 4 60 gpm 7.5 h	12/1/12	30.000000 SL	\$3,446.57	\$2,699.94	\$9.57	\$114.84	No	\$0.00
20000-013987	Twin Ridge - New Supply	12/1/12	30.000000 SL	\$15.00	\$11.81	\$0.04	\$0.48	No	\$0.00
20000-013988	Twin Ridge - New Supply - Well Redevelop	12/1/12	30.000000 SL	\$34,182.75	\$26,776.58	\$94.95	\$1,139.40	No	\$0.00
20000-013989	Twin Ridge - New Supply - 1.5 hp submers	12/1/12	30.000000 SL	\$3,732.30	\$2,923.55	\$10.37	\$124.44	No	\$0.00
20000-013990	Twin Ridge - New Supply - 231' of 1.5 ga	12/1/12	30.000000 SL	\$1,596.72	\$1,250.67	\$4.44	\$53.22	No	\$0.00
20000-013991	Twin Ridge - New Supply - check valves,	12/1/12	30.000000 SL	\$2,756.71	\$2,159.33	\$7.66	\$91.92	No	\$0.00
20000-014307	Well #1 - 25 GPM 2 HP pump, 5 HP 230V mo	5/1/13	30.000000 SL	\$11,634.16	\$9,501.12	\$32.32	\$387.84	No	\$0.00
20000-014308	Drew Woods: Well #7 - 3HP 460V 3Ph motor	5/1/13	30.000000 SL	\$7,082.96	\$5,784.45	\$19.68	\$236.10	No	\$0.00
20000-015202	Farley Rd., Nashua: Pump Station - Devel	11/1/13	30.000000 SL	\$117,000.00	\$95,550.00	\$325.00	\$3,900.00	No	\$0.00
20000-015274	Dunlap Woods Well Easement (return of ea	12/1/13	30.000000 SL	\$339.50	\$277.36	\$0.94	\$11.28	No	\$0.00
20000-015298	Souhegan Woods: Replace Pump, Well #1 -	12/1/13	30.000000 SL	\$2,281.00	\$1,862.68	\$6.34	\$76.08	No	\$0.00
20000-015336	Drew Woods: Well Pump #5 Replacement - 4	12/1/13	30.000000 SL	\$6,521.80	\$5,326.00	\$18.12	\$217.44	No	\$0.00
20000-015427	Well #2: English Woods - Bedford	12/1/13	30.000000 SL	\$6,908.96	\$5,642.37	\$19.19	\$230.28	No	\$0.00
20000-015428	Great Bay - Replace Well Pump #2	12/1/13	30.000000 SL	\$2,544.80	\$2,078.21	\$7.07	\$84.84	No	\$0.00
20000-015620	Dunlap Woods Well Easement (return of ea	1/1/14	30.000000 SL	\$341.99	\$290.69	\$0.95	\$11.40	No	\$0.00
20000-015688	Dunlap Woods Well Easement (return of ea	2/1/14	30.000000 SL	\$325.00	\$276.35	\$0.90	\$10.80	No	\$0.00
20000-015824	Badger Hill: Replace Well Pump #3 & Wire	4/1/14	30.000000 SL	\$4,112.42	\$3,495.68	\$11.42	\$137.04	No	\$0.00
20000-017443	Sweet Hill: Replace VFD Well #2	12/1/14	30.000000 SL	\$1,758.96	\$1,494.97	\$4.89	\$58.68	No	\$0.00
20000-017698	Hi Lo - Replace Well Pump & Piping #4 -	3/1/15	30.000000 SL	\$4,998.96	\$4,415.60	\$13.89	\$166.68	No	\$0.00
20000-017844	Badger Hill - Well Pump #1 Phase Conver	5/1/15	30.000000 SL	\$2,854.21	\$2,521.16	\$7.93	\$95.16	No	\$0.00
20000-017884	Glen Ridge - Replace Well Pump and Pipin	6/1/15	30.000000 SL	\$3,134.88	\$2,769.07	\$8.71	\$104.52	No	\$0.00
20000-018125	Sweet Hill Well #3	8/1/15	30.000000 SL	\$10,195.35	\$9,005.91	\$28.32	\$339.84	No	\$0.00
20300-000001	2-DRILLED BEDROCK WELLS-2 LINES & VALVES	7/1/88	30.000000 SL	\$2,747.52	\$632.04	\$7.63	\$91.56	No	\$0.00
20300-000502	REBUILT MOTOR FOR HI-LO WELL-PUMPING STA	9/30/93	30.000000 SL	\$465.00	\$120.03	\$2.22	\$26.64	No	\$0.00
20300-000703	WELL #4-HI-LO	10/1/99	30.000000 SL	\$27,044.98	\$12,170.41	\$75.12	\$901.44	No	\$0.00
20300-000751	HI-LO PUMP STATION FENCE-	3/1/00	30.000000 SL	\$1,540.00	\$696.21	\$5.05	\$60.54	No	\$0.00
20400-000001.1	Twin Ridge: Plaistow - Trenching for New	7/1/88	30.000000 SL	\$426.95	\$97.97	\$1.19	\$14.28	No	\$0.00
20400-000001.2	Twin Ridge: Plaistow - Drill 6 1/2 Well	7/1/88	30.000000 SL	\$4,878.00	\$1,121.94	\$13.55	\$162.60	No	\$0.00
20400-000001.3	Twin Ridge: Plaistow - Install 3 HP Sub	7/1/88	30.000000 SL	\$3,174.00	\$729.54	\$8.82	\$105.84	No	\$0.00
20400-000001.4	Twin Ridge: Plaistow - 48 Hour Pump Test	7/1/88	30.000000 SL	\$800.00	\$184.85	\$2.21	\$26.52	No	\$0.00
20400-000800.2	Twin Ridge/Rolling Hills: Plaistow - Fac	12/1/00	30.000000 SL	\$24,881.18	\$11,693.36	\$69.12	\$829.44	No	\$0.00
20400-000802.1	Twin Ridge - 780' Well #2	4/1/00	30.000000 SL	\$7,236.00	\$3,400.92	\$20.10	\$241.20	No	\$0.00
20400-000802.2	Twin Ridge - 3HP 19 Stage SS Goulds Pump	4/1/00	30.000000 SL	\$7,450.81	\$3,502.21	\$20.69	\$248.28	No	\$0.00
20400-000802.3	Twin Ridge - Install Stilling Pipes in W	4/1/00	30.000000 SL	\$1,080.81	\$488.97	\$3.54	\$42.48	No	\$0.00
20400-000802.4	Twin Ridge Well #2 - System Hookup Well	4/1/00	30.000000 SL	\$1,697.76	\$767.11	\$5.56	\$66.72	No	\$0.00
20400-000854.1	Twin Ridge: Plaistow - New Well BW-6 - I	12/1/02	30.000000 SL	\$16,261.27	\$8,293.38	\$45.17	\$542.04	No	\$0.00
20400-000854.2	Twin Ridge: Plaistow - New Well BW-6 - S	12/1/02	30.000000 SL	\$8,057.50	\$4,109.57	\$22.38	\$268.56	No	\$0.00
20400-000854.3	Twin Ridge: Plaistow - New Well BW-6 - 6	12/1/02	30.000000 SL	\$9,039.25	\$4,609.98	\$25.11	\$301.32	No	\$0.00
20400-000854.4	Twin Ridge: Plaistow - New Well BW-6 - E	12/1/02	30.000000 SL	\$4,647.23	\$2,370.04	\$12.91	\$154.92	No	\$0.00
20400-000854.5	Twin Ridge: Plaistow - New Well BW-6 - P	12/1/02	30.000000 SL	\$2,700.00	\$1,347.48	\$8.32	\$99.84	No	\$0.00
20400-000854.6	Twin Ridge: Plaistow - New Well BW-6 - E	12/1/02	30.000000 SL	\$408.87	\$203.78	\$1.26	\$15.12	No	\$0.00

20400-000855.2	Twin Ridge: Plaistow - New Well - Labor	4/1/03	30.000000 SL	\$334.04	\$174.49	\$1.00	\$12.00	No	\$0.00
20400-000855.4	Twin Ridge: Plaistow - New Well - Added	6/1/03	30.000000 SL	\$1,061.50	\$554.19	\$3.19	\$38.22	No	\$0.00
20400-000863	Twin Ridge: Plaistow - New Water Source	5/1/04	30.000000 SL	\$18,789.44	\$10,334.34	\$52.19	\$626.28	No	\$0.00
20400-00855.1	Twin Ridge: Plaistow - New Well - F-451	2/1/03	30.000000 SL	\$236.31	\$123.05	\$0.71	\$8.52	No	\$0.00
20400-00855.2	Twin Ridge: Plaistow - New Well - Final	2/1/03	30.000000 SL	\$2,831.05	\$1,477.58	\$8.49	\$101.88	No	\$0.00
20400-00855.3	Twin Ridge: Plaistow - New Well - Labor	2/1/03	30.000000 SL	\$272.58	\$142.82	\$0.82	\$9.84	No	\$0.00
20400-0855.1.1	Twin Ridge: Plaistow - New Well - Labor	3/1/03	30.000000 SL	\$272.58	\$142.05	\$0.82	\$9.84	No	\$0.00
20400-0855.1.2	Twin Ridge: Plaistow - New Well - Rotron	3/1/03	30.000000 SL	\$2,247.97	\$1,173.63	\$6.75	\$80.94	No	\$0.00
20400-0855.3.1	Twin Ridge: Plaistow - New Well - Labor	5/1/03	30.000000 SL	\$143.16	\$74.57	\$0.43	\$5.16	No	\$0.00
20400-0855.3.2	Twin Ridge: Plaistow - New Well - Legal	5/1/03	30.000000 SL	\$70.47	\$36.99	\$0.21	\$2.52	No	\$0.00
20500-000001	Drew Woods: Derry - (3) Drilled Bedrock	1/1/91	30.000000 SL	\$10,080.00	\$2,923.20	\$28.00	\$336.00	No	\$0.00
20500-000502	Redfield Estates: Derry - (6) Wells - 2	11/30/92	30.000000 SL	\$0.00	\$0.00	\$0.00	\$19.44	No	\$0.00
20500-000611	Drew Woods: Derry - New Well	9/30/93	30.000000 SL	\$21,762.61	\$7,181.75	\$60.45	\$725.40	No	\$0.00
20500-000801	Redfield Estates: Derry - Steel Door	3/28/96	30.000000 SL	\$0.00	\$0.00	\$0.00	\$5.81	No	\$0.00
20500-000818	Redfield Estates (Lower): Roof Repair	10/31/97	30.000000 SL	\$0.00	\$0.00	\$0.00	\$19.45	No	\$0.00
20500-000905	NEW WELL INSTALLATION-	6/1/99	30.000000 SL	\$228,432.00	\$102,794.52	\$634.53	\$7,614.36	No	\$0.00
20500-000915	Drew Woods: Derry - Fire Protection	9/1/01	30.000000 SL	\$2,069.70	\$984.75	\$6.57	\$78.78	No	\$0.00
20500-001027.1	Drew Woods: Derry - Well #3 Deepening -	9/1/03	30.000000 SL	\$2,090.00	\$1,090.72	\$6.27	\$75.24	No	\$0.00
20500-001027.2	Drew Woods: Derry - Well #3 Deepening -	9/1/03	30.000000 SL	\$2,992.00	\$1,561.68	\$8.98	\$107.76	No	\$0.00
20500-001027.3	Drew Woods: Derry - Well #3 Deepening -	9/1/03	30.000000 SL	\$462.00	\$241.39	\$1.39	\$16.68	No	\$0.00
20500-001027.4	Drew Woods: Derry - Well #3 Deepening -	9/1/03	30.000000 SL	\$1,072.50	\$559.58	\$3.22	\$38.64	No	\$0.00
20500-001027.5	Drew Woods: Derry - Well #3 Deepening -	9/1/03	30.000000 SL	\$10,747.00	\$5,696.30	\$29.85	\$358.20	No	\$0.00
20500-001027.6	Drew Woods: Derry - Well #3 Deepening -	9/1/03	30.000000 SL	\$1,237.50	\$645.87	\$3.71	\$44.52	No	\$0.00
20500-001039	Drew Woods: Derry - Well #6 - Installed	8/1/04	30.000000 SL	\$3,952.52	\$2,152.62	\$11.57	\$138.84	No	\$0.00
20600-000205	1 HEATER/DAYTON MODEL 340J-1 MAIN CONTRO	9/30/89	30.000000 SL	\$0.00	\$0.00	\$0.00	\$0.00	No	\$0.00
20600-000804.1	Glenn Ridge: Derry - Install 180' of 1 S	12/1/01	30.000000 SL	\$629.93	\$299.63	\$2.00	\$24.00	No	\$0.00
20800-000001.1	Bedford Water Company: Bedford - (2) Gra	1/1/91	30.000000 SL	\$0.00	\$0.00	\$0.00	\$0.00	No	\$0.00
20800-000001.2	Bedford Water Company: Bedford - (2) 5HP	1/1/91	30.000000 SL	\$0.00	\$0.00	\$0.00	\$0.00	No	\$0.00
20800-000001.3	Bedford Water Company: Bedford - (1) 3/4	1/1/91	30.000000 SL	\$0.00	\$0.00	\$0.00	\$0.00	No	\$0.00
20800-000101	Bedford Water Company: Bedford - Upgrade	9/30/91	30.000000 SL	\$0.00	\$0.00	-\$13.85	\$16.62	No	\$0.00
20800-000201	Bedford Water Company: Bedford - New Wel	9/30/93	30.000000 SL	\$0.00	\$0.00	-\$287.10	\$344.52	No	\$0.00
20800-000253	Bedford Water Company: Bedford - 21' Wal	7/31/95	30.000000 SL	\$0.00	\$0.00	-\$38.85	\$46.62	No	\$0.00
20800-000301	NEW WELL - BEDFORD WATER CO-SEBBINS POND	9/30/96	30.000000 SL	\$0.00	\$0.00	-\$403.45	\$484.14	No	\$0.00
20800-000314	Bedford Water: Bedford - Roof Replacemen	8/31/97	30.000000 SL	\$0.00	\$0.00	-\$16.13	\$19.40	No	\$0.00
20900-000652	Greatbrook: Milford - Water Service Conn	7/31/95	30.000000 SL	\$78,048.00	\$28,877.76	\$216.80	\$2,601.60	No	\$0.00
21000-000001	Maple Haven: Derry - (3) Wells - 800', 6	6/30/93	30.000000 SL	\$13,640.00	\$7,092.73	\$37.89	\$454.68	No	\$0.00
21000-000100	Maple Haven: Derry - Repaired Well Casin	5/31/94	30.000000 SL	\$2,326.89	\$814.54	\$6.46	\$77.52	No	\$0.00
21100-000002	Glenwoodlands: Epping - (2) Wells @ 280	11/1/95	30.000000 SL	\$4,480.00	\$1,657.79	\$12.44	\$149.28	No	\$0.00
21100-00001.1	Glenwoodlands: Epping - (1) 15,000 Gallo	11/1/95	30.000000 SL	\$15,000.00	\$5,549.97	\$41.67	\$500.04	No	\$0.00
21100-00001.2	Glenwoodlands: Epping - (1) 4,500 Gallon	11/1/95	30.000000 SL	\$5,000.00	\$1,849.84	\$13.89	\$166.68	No	\$0.00
21100-000120	Dorothy Road: Epping - Glenwoodlands Boo	3/1/99	30.000000 SL	\$2,800.00	\$1,259.95	\$7.78	\$93.36	No	\$0.00
Report Total				\$1,411,129.35	\$917,896.47	\$3,168.49	\$48,503.63		\$0.00

Supply Mains

Deprciation Life - 66.67 years

Asset Code	Description	Date Capitalized	Asset Life	Depn Code	GBV	NBV	Per Depn	YTD Depn	Hudson	
									Allocable?	GBV Value
000935	Tara Heights Supply Main Source Supply	12/1/16	66.670000	SL	\$10,000.00	\$9,625.00	\$12.50	\$150.00	No	\$0.00
200-00000264	Merrimack River Raw Water Supply Main -	3/1/17	66.670000	SL	\$1,957,875.54	\$1,913,825.57	\$2,447.22	\$29,366.64	Yes	\$1,957,875.54
200-00000630	Raw Water Transmission Main	6/2/17	66.670000	SL	\$166.50	\$162.73	\$0.21	\$2.52	Yes	\$166.50
200-00000636	Raw Water Transmission Main	6/2/17	66.670000	SL	\$465.67	\$455.22	\$0.58	\$6.96	Yes	\$465.67
200-00000640	Raw Water Transmission Main	6/2/17	66.670000	SL	\$685.21	\$669.75	\$0.86	\$10.32	Yes	\$685.21
200-00000644	Raw Water Transmission Main	6/2/17	66.670000	SL	\$820.26	\$801.75	\$1.03	\$12.36	Yes	\$820.26
200-00000680	Raw Water Transmission Main (2017 carryo	6/2/17	66.670000	SL	\$64,171.47	\$62,727.69	\$80.21	\$962.52	Yes	\$64,171.47
200-00000683	Raw Water Transmission Main	6/2/17	66.670000	SL	\$176,829.14	\$172,850.64	\$221.03	\$2,652.34	Yes	\$176,829.14
200-00000683-001	Raw Water Transmission Main	6/2/17	66.670000	SL	\$983,235.22	\$961,113.55	\$1,228.98	\$14,747.78	Yes	\$983,235.22
20000-007341.6	FINISHED WATER PUMPING STATION & WATER T	1/1/07	66.670000	SL	\$2,060.27	\$1,658.22	\$2.50	\$30.00	Yes	\$2,060.27
20000-007343.6	FINISHED WATER PUMPING STATION & WATER T	1/1/07	66.670000	SL	\$585.38	\$471.14	\$0.71	\$8.52	Yes	\$585.38
20000-007346.6	WTP EVALUATION & CAPITAL PROJECT PLAN	1/1/07	66.670000	SL	\$416.17	\$334.81	\$0.51	\$6.12	Yes	\$416.17
20000-007347.6	WTP EVALUATION & CAPITAL PLAN PROJECT	1/1/07	66.670000	SL	\$526.76	\$423.92	\$0.64	\$7.68	Yes	\$526.76
20000-007664	FINISHED WATER PUMPING STATION & WATER T	10/1/07	66.670000	SL	\$27.41	\$22.84	\$0.03	\$0.36	Yes	\$27.41
20000-007715	FINISHED WATER PUMPING STATION & WATER T	11/1/07	66.670000	SL	\$16.35	\$13.51	\$0.02	\$0.24	Yes	\$16.35
20000-007931.1	Headworks - Install New 42 Raw Water Lin	5/1/08	66.670000	SL	\$82,800.00	\$69,759.35	\$103.49	\$1,241.88	Yes	\$82,800.00
20000-007931.2	Headworks - Piping From Meter Vault to F	5/1/08	66.670000	SL	\$29,000.00	\$24,432.48	\$36.25	\$435.00	Yes	\$29,000.00
20000-007931.3	Headworks - Replace 42 Raw Water Line -	5/1/08	66.670000	SL	\$72,463.50	\$61,050.77	\$90.57	\$1,086.84	Yes	\$72,463.50
20000-007931.4	Headworks - Plant Water - Contract #4	5/1/08	66.670000	SL	\$51,300.00	\$43,220.46	\$64.12	\$769.44	Yes	\$51,300.00
20000-007931.5	Headworks - Fay Spofford & General Condi	5/1/08	66.670000	SL	\$90,881.88	\$76,568.06	\$113.60	\$1,363.20	Yes	\$90,881.88
20000-008012.1	Headworks - Install New 42 Raw Water Lin	7/1/08	66.670000	SL	\$9,200.00	\$7,751.00	\$11.50	\$138.00	Yes	\$9,200.00
20000-008012.2	Headworks - Replace 42 Raw Water Line -	7/1/08	66.670000	SL	\$24,536.50	\$20,672.08	\$30.67	\$368.04	Yes	\$24,536.50
20000-008012.3	Headworks - Plant Water - Contract #4	7/1/08	66.670000	SL	\$2,700.00	\$2,274.86	\$3.37	\$40.44	Yes	\$2,700.00
20000-008559	MERRIMACK RIVER INTAKE, P.S.	7/1/09	66.670000	SL	\$103,603.89	\$88,840.50	\$129.50	\$1,554.00	Yes	\$103,603.89
20000-008785	WTP Contract #4-final allocation per acc	10/1/09	66.670000	SL	\$19,221.85	\$16,482.63	\$24.03	\$288.36	Yes	\$19,221.85
20000-009969	FS&T allocation per % of contract (rever	9/1/10	66.670000	SL	-\$228.80	-\$199.49	-\$0.29	-\$3.48	Yes	-\$228.80
20000-013966	Twin Ridge New Well- Backhoe	12/1/12	66.670000	SL	\$63.57	\$57.36	\$0.08	\$0.96	No	\$0.00
20000-013969	Twin Ridge New Well- Truck	12/1/12	66.670000	SL	\$211.88	\$191.34	\$0.27	\$3.17	No	\$0.00
20000-013972	Twin Ridge New Well-LOH	12/1/12	66.670000	SL	\$228.19	\$205.78	\$0.29	\$3.48	No	\$0.00
20000-013975	Twin Ridge New Well- Carryover Labor	12/1/12	66.670000	SL	\$333.52	\$300.90	\$0.42	\$5.04	No	\$0.00
20000-013977	Twin Ridge - New Supply - engineering	12/1/12	66.670000	SL	\$4,724.58	\$4,263.78	\$5.91	\$70.92	No	\$0.00
20000-013978	Twin Ridge - New Supply	12/1/12	66.670000	SL	\$1,448.75	\$1,307.53	\$1.81	\$21.72	No	\$0.00
20000-013981	Twin Ridge - New Supply - conditional pe	12/1/12	66.670000	SL	\$314.00	\$283.48	\$0.39	\$4.68	No	\$0.00
20000-013986	Twin Ridge - New Supply - install 2 CTS	12/1/12	66.670000	SL	\$22,233.00	\$20,065.34	\$27.79	\$333.48	No	\$0.00
20000-015203	Farley Rd., Nashua: Pump Station - Devel	11/1/13	66.670000	SL	\$12,000.00	\$11,010.00	\$15.00	\$180.00	No	\$0.00
20000-018881	WTP - Replace 36 inch Flange Adapter Co	3/1/16	66.670000	SL	\$18,278.40	\$17,592.92	\$22.85	\$274.20	Yes	\$18,278.40
2000-005873.7	RAW WATER MANAGEMENT PROJECT	8/1/05	66.670000	SL	\$65.48	\$37.96	\$0.06	\$0.72	Yes	\$65.48
20000-05873.7	RAW WATER MANAGEMENT PROJECT	6/1/05	66.670000	SL	\$12.11	\$9.57	\$0.02	\$0.18	Yes	\$12.11
20000-07342.62	DESIGN SERVICE FORWTP IMPROVEMENTS	1/1/07	66.670000	SL	\$24.17	\$20.03	\$0.03	\$0.36	Yes	\$24.17
20000-07344.62	DESIGN SERVICES FOR WTP IMPROVEMENTS	1/1/07	66.670000	SL	\$1,510.47	\$1,249.82	\$1.89	\$22.68	Yes	\$1,510.47
20000-07345.52	DESIGN SERVICES FOR WTP IMPROVEMENTS	1/1/07	66.670000	SL	\$789.92	\$653.56	\$0.99	\$11.88	Yes	\$789.92
Report Total					\$3,745,598.21	\$3,593,258.41	\$4,681.64	\$56,179.55		\$3,694,040.72

Power Generation Equipment

Deprciation Life - 22.00 years

Asset Code	Description	Date Capitalized	Asset Life	Depn Code	GBV	NBV	Per Depn	YTD Depn	Hudson	
									Allocable?	GBV Value
000809	New Operations Building (Will St. Planni	12/1/16	22.000000	SL	\$1,377.60	\$1,221.01	\$5.22	\$62.64	Yes	\$1,377.60
000936	Tara Heights Generator	12/1/16	22.000000	SL	\$65,000.00	\$57,613.69	\$246.21	\$2,954.52	No	\$0.00
200-00001808	Hi-Lo Generator	12/1/17	22.000000	SL	\$47,331.72	\$44,104.52	\$179.29	\$2,151.48	No	\$0.00
20000-007246	Federal Hill: Milford - Generator	12/1/06	22.000000	SL	\$27,000.00	\$11,659.21	\$102.27	\$1,227.24	No	\$0.00
20000-007341.7	FINISHED WATER PUMPING STATION & WATER T	1/1/07	22.000000	SL	\$15,597.00	\$7,444.04	\$59.08	\$708.96	Yes	\$15,597.00
20000-007343.7	FINISHED WATER PUMPING STATION & WATER T	1/1/07	22.000000	SL	\$4,431.56	\$2,114.96	\$16.79	\$201.48	Yes	\$4,431.56
20000-007346.7	WTP EVALUATION & CAPITAL PROJECT PLAN	1/1/07	22.000000	SL	\$3,150.56	\$1,503.80	\$11.93	\$143.16	Yes	\$3,150.56
20000-007347.7	WTP EVALUATION & CAPITAL PLAN PROJECT	1/1/07	22.000000	SL	\$3,987.76	\$1,903.23	\$15.11	\$181.26	Yes	\$3,987.76
20000-007353.2	County Road Booster Station: Bedford - 2	1/1/07	22.000000	SL	\$40,250.00	\$19,210.27	\$152.46	\$1,829.52	No	\$0.00
20000-007458	Power Generation Equipment: Bowers Landi	5/1/07	22.000000	SL	\$25,000.00	\$11,931.74	\$94.70	\$1,136.40	No	\$0.00
20000-007528.1	Snow Station - PLC Additions (Contract #	7/1/07	22.000000	SL	\$12,000.00	\$5,727.33	\$45.46	\$545.46	Yes	\$12,000.00
20000-007528.2	Snow Station - Electrical Excavation (Co	7/1/07	22.000000	SL	\$18,000.00	\$8,590.99	\$68.18	\$818.16	Yes	\$18,000.00
20000-007528.3	Snow Station - Concrete Pad for Generato	7/1/07	22.000000	SL	\$28,000.00	\$13,363.64	\$106.06	\$1,272.72	Yes	\$28,000.00
20000-007528.4	Snow Station - Generator (Contract #4)	7/1/07	22.000000	SL	\$201,880.00	\$96,351.74	\$764.70	\$9,176.40	Yes	\$201,880.00
20000-007528.5	Snow Station - Install Generator (Contra	7/1/07	22.000000	SL	\$5,000.00	\$2,386.36	\$18.94	\$227.28	Yes	\$5,000.00
20000-007528.6	Snow Station - Electrical Ewing Electric	7/1/07	22.000000	SL	\$3,500.00	\$1,670.37	\$13.26	\$159.12	Yes	\$3,500.00
20000-007528.7	Snow Station - Electrical Ewing Electric	7/1/07	22.000000	SL	\$48,440.00	\$23,119.11	\$183.49	\$2,201.82	Yes	\$48,440.00
20000-007665	FINISHED WATER PUMPING STATION & WATER T	10/1/07	22.000000	SL	\$207.49	\$98.91	\$0.79	\$9.46	Yes	\$207.49
20000-007703.1	Snow Station - Fence (Contract #4)	11/1/07	22.000000	SL	\$10,000.00	\$4,772.65	\$37.88	\$454.56	Yes	\$10,000.00
20000-007703.2	Snow Station - Generator (Contract #4)	11/1/07	22.000000	SL	\$2,000.00	\$954.45	\$7.58	\$90.90	Yes	\$2,000.00
20000-007703.3	Snow Station - Electrical - Ewing (Contr	11/1/07	22.000000	SL	\$1,060.00	\$505.89	\$4.02	\$48.18	Yes	\$1,060.00
20000-007703.4	Snow Station - Fay, Spofford & General C	11/1/07	22.000000	SL	\$108,444.44	\$51,757.65	\$410.78	\$4,929.30	Yes	\$108,444.44
20000-007716	FINISHED WATER PUMPING STATION & WATER T	11/1/07	22.000000	SL	\$123.75	\$58.98	\$0.47	\$5.64	Yes	\$123.75
20000-007764	Snow Station - Fence (Contract #4)	12/1/07	22.000000	SL	\$1,000.00	\$477.23	\$3.79	\$45.48	Yes	\$1,000.00
20000-007831	Snow Station - Generator - Contract #4	2/1/08	22.000000	SL	\$2,120.00	\$1,108.22	\$8.03	\$96.36	Yes	\$2,120.00
20000-008457	(2) 5500W Brigg & Stratton Generators	5/1/09	22.000000	SL	\$1,398.00	\$794.25	\$5.30	\$63.54	No	\$0.00
20000-008458	(2) Honda 2000W Invert Generators	5/1/09	22.000000	SL	\$1,798.00	\$1,021.60	\$6.81	\$81.72	No	\$0.00
20000-008786	WTP Contract #4-final allocation per acc	10/1/09	22.000000	SL	\$23,381.08	\$13,284.75	\$88.57	\$1,062.78	Yes	\$23,381.08
20000-008994	Portable Generators - 2 New 17.5 KW	12/1/09	22.000000	SL	\$4,514.00	\$2,564.73	\$17.10	\$205.20	No	\$0.00
20000-009007	Sweet Hill: Plaistow - Generator Connect	12/1/09	22.000000	SL	\$322.92	\$183.58	\$1.22	\$14.64	No	\$0.00
20000-009008	Sweet Hill: Plaistow - Generator Connect	12/1/09	22.000000	SL	\$439.00	\$249.56	\$1.66	\$19.92	No	\$0.00
20000-009009	Sweet Hill: Plaistow - Generator Connect	12/1/09	22.000000	SL	\$489.35	\$278.19	\$1.85	\$22.20	No	\$0.00
20000-009010	Sweet Hill: Plaistow - Generator Connect	12/1/09	22.000000	SL	\$268.95	\$152.74	\$1.02	\$12.24	No	\$0.00
20000-009011	Sweet Hill: Plaistow - Generator Connect	12/1/09	22.000000	SL	\$223.10	\$126.75	\$0.85	\$10.14	No	\$0.00
20000-009012	Sweet Hill: Plaistow - Generator Connect	12/1/09	22.000000	SL	\$392.46	\$222.86	\$1.49	\$17.88	No	\$0.00
20000-009019	Bedford Water Company: Bedford - Generat	12/1/09	22.000000	SL	\$0.00	\$0.00	-\$62.02	\$74.43	No	\$0.00
20000-009020	Bedford Water Company: Bedford - Generat	12/1/09	22.000000	SL	\$0.00	\$0.00	-\$9.22	\$11.13	No	\$0.00
20000-009021	Bedford Water Company: Bedford - Generat	12/1/09	22.000000	SL	\$0.00	\$0.00	-\$5.11	\$6.11	No	\$0.00
20000-009022	Bedford Water Company: Bedford - Generat	12/1/09	22.000000	SL	\$0.00	\$0.00	-\$18.35	\$22.02	No	\$0.00
20000-009023	Bedford Water Company: Bedford - Generat	12/1/09	22.000000	SL	\$0.00	\$0.00	-\$68.21	\$81.83	No	\$0.00
20000-009024	Bedford Water Company: Bedford - Generat	12/1/09	22.000000	SL	\$0.00	\$0.00	-\$25.18	\$30.27	No	\$0.00
20000-009025	Manchester Street Office - Genset - Eng	12/1/09	22.000000	SL	\$618.15	\$351.26	\$2.34	\$28.08	Yes	\$618.15
20000-009026	Manchester Street Office - Genset - Inv	12/1/09	22.000000	SL	\$281.21	\$159.75	\$1.07	\$12.78	Yes	\$281.21
20000-009027	Manchester Street Office - Genset -	12/1/09	22.000000	SL	\$58,500.00	\$33,238.67	\$221.59	\$2,659.08	Yes	\$58,500.00

20000-009028	Manchester Street Office - Genset - PWW	12/1/09	22.000000	SL	\$1,500.75	\$852.75	\$5.69	\$68.22	Yes	\$1,500.75
20000-009029	Atherton Commons: Amherst - Generator Co	12/1/09	22.000000	SL	\$378.00	\$214.85	\$1.43	\$17.16	No	\$0.00
20000-009030	Atherton Commons: Amherst - Generator Co	12/1/09	22.000000	SL	\$67.25	\$38.25	\$0.26	\$3.06	No	\$0.00
20000-009031	Atherton Commons: Amherst - Generator Co	12/1/09	22.000000	SL	\$322.92	\$183.58	\$1.22	\$14.64	No	\$0.00
20000-009032	Atherton Commons: Amherst - Generator Co	12/1/09	22.000000	SL	\$196.23	\$111.61	\$0.74	\$8.88	No	\$0.00
20000-009250	Trailer Mounted Generator - New 60 KW, m	5/1/10	22.000000	SL	\$25.14	\$15.39	\$0.10	\$1.14	No	\$0.00
20000-009251	Trailer Mounted Generator - New 60 KW -	5/1/10	22.000000	SL	\$1,634.32	\$1,002.89	\$6.19	\$74.28	No	\$0.00
20000-009252	Trailer Mounted Generator - New 60 KW -	5/1/10	22.000000	SL	\$4,273.50	\$2,622.28	\$16.19	\$194.28	No	\$0.00
20000-009253	Trailer Mounted Generator - New 60 KW -	5/1/10	22.000000	SL	\$33,050.00	\$20,280.67	\$125.19	\$1,502.28	No	\$0.00
20000-009254	Trailer Mounted Generator - New 60 KW -	5/1/10	22.000000	SL	\$1,700.00	\$1,043.17	\$6.44	\$77.28	No	\$0.00
20000-009970	FS&T allocation per % of contract (rever	9/1/10	22.000000	SL	-\$278.31	-\$170.91	-\$1.06	-\$12.62	Yes	-\$278.31
20000-010114	English Woods: Install Generator Connect	10/1/10	22.000000	SL	\$30.78	\$18.76	\$0.12	\$1.44	No	\$0.00
20000-010735	2000 Watt Honda Generator (2) - Model EU	12/1/10	22.000000	SL	\$1,950.00	\$1,196.44	\$7.39	\$88.68	No	\$0.00
20000-011245	Valleyfield Generator - 1000 AG Tanks (2	1/1/11	22.000000	SL	\$5,960.00	\$3,928.05	\$22.58	\$270.94	No	\$0.00
20000-011247	Valleyfield Generator - Propane Delivery	1/1/11	22.000000	SL	\$4,803.68	\$3,165.93	\$18.20	\$218.38	No	\$0.00
20000-011249	Valleyfield: Plaistow - Generator - Engi	1/1/11	22.000000	SL	\$570.88	\$376.35	\$2.16	\$25.92	No	\$0.00
20000-011250	Valleyfield Generator - Building Permit	1/1/11	22.000000	SL	\$300.00	\$197.58	\$1.14	\$13.68	No	\$0.00
20000-011251	Valleyfield: Plaistow - Generator - Fuel	1/1/11	22.000000	SL	\$624.67	\$411.59	\$2.37	\$28.44	No	\$0.00
20000-011252	Valleyfield: Plaistow - Generator	1/1/11	22.000000	SL	\$23,662.40	\$15,595.70	\$89.63	\$1,075.56	No	\$0.00
20000-011266	Redfield: Derry - Emergency Generator -	1/1/11	22.000000	SL	\$577.87	\$380.82	\$2.19	\$26.28	No	\$0.00
20000-011267	Redfields: Derry - Generator - Eng & IS	1/1/11	22.000000	SL	\$999.04	\$658.59	\$3.79	\$45.38	No	\$0.00
20000-011268	Redfields: Derry - Generator - Materials	1/1/11	22.000000	SL	\$278.34	\$183.57	\$1.06	\$12.64	No	\$0.00
20000-011269	Redfields: Derry - Generator - Fuel Surc	1/1/11	22.000000	SL	\$654.67	\$431.47	\$2.48	\$29.76	No	\$0.00
20000-011270	Redfields: Derry - Generator - Building	1/1/11	22.000000	SL	\$175.00	\$115.46	\$0.66	\$7.92	No	\$0.00
20000-011271	Redfields: Derry - Generator	1/1/11	22.000000	SL	\$29,684.00	\$19,564.44	\$112.44	\$1,349.28	No	\$0.00
20000-011272	Redfields: Derry - Generator - Labor	1/1/11	22.000000	SL	\$677.88	\$446.71	\$2.57	\$30.84	No	\$0.00
20000-011273	Redfields: Derry - Generator - Labor Ove	1/1/11	22.000000	SL	\$443.54	\$292.34	\$1.68	\$20.16	No	\$0.00
20000-011274	Redfields: Derry - Generator - Truck	1/1/11	22.000000	SL	\$339.00	\$223.58	\$1.28	\$15.36	No	\$0.00
20000-011275	Redfields: Derry - Generator - Backhoe	1/1/11	22.000000	SL	\$138.00	\$91.06	\$0.52	\$6.24	No	\$0.00
20000-011276	Redfields: Derry - Generator - Sand & Gr	1/1/11	22.000000	SL	\$46.79	\$30.73	\$0.18	\$2.16	No	\$0.00
20000-011277	Redfield Generator -	1/1/11	22.000000	SL	\$343.44	\$226.39	\$1.30	\$15.60	No	\$0.00
20000-011278	Redfield Generator - New Pump Control St	1/1/11	22.000000	SL	\$7,421.00	\$4,891.10	\$28.11	\$337.32	No	\$0.00
20000-011279	Redfield Generator - Engineering Overhea	1/1/11	22.000000	SL	\$283.84	\$187.05	\$1.08	\$12.90	No	\$0.00
20000-011280	Redfield Generator - Labor	1/1/11	22.000000	SL	\$62.10	\$40.89	\$0.24	\$2.82	No	\$0.00
20000-011281	Redfield Generator - Labor Overhead	1/1/11	22.000000	SL	\$40.63	\$26.91	\$0.15	\$1.80	No	\$0.00
20000-011282	Redfield Generator - Truck	1/1/11	22.000000	SL	\$23.13	\$15.16	\$0.09	\$1.08	No	\$0.00
20000-011283	The Woodlands Generator - Engineering ti	1/1/11	22.000000	SL	\$2,069.44	\$1,363.89	\$7.84	\$94.08	No	\$0.00
20000-011284	The Woodlands Generator - Pump House Sur	1/1/11	22.000000	SL	\$2,312.18	\$1,523.87	\$8.76	\$105.12	No	\$0.00
20000-011285	Glenwoodlands: Epping - Generator - Buil	1/1/11	22.000000	SL	\$50.00	\$32.94	\$0.19	\$2.28	No	\$0.00
20000-011286	Glenwoodlands: Epping - Generator - Fuel	1/1/11	22.000000	SL	\$600.00	\$395.56	\$2.27	\$27.24	No	\$0.00
20000-011287	Glenwoodlands: Epping - Generator	1/1/11	22.000000	SL	\$11,683.00	\$7,700.28	\$44.25	\$531.00	No	\$0.00
20000-011288	Glenwoodlands: Epping - Generator -	1/1/11	22.000000	SL	\$11,543.00	\$7,608.02	\$43.72	\$524.64	No	\$0.00
20000-011289	Glenwoodlands: Epping - Generator -	1/1/11	22.000000	SL	\$23,709.60	\$15,626.75	\$89.81	\$1,077.72	No	\$0.00
20000-011290	Glenwoodlands Generator - propane delive	1/1/11	22.000000	SL	\$4,951.53	\$3,263.37	\$18.76	\$225.11	No	\$0.00
20000-011291	Glenwoodlands Generator - generator pad	1/1/11	22.000000	SL	\$800.00	\$527.30	\$3.03	\$36.36	No	\$0.00
20000-011292	Glenwoodlands Generator - 1000 AG Tanks	1/1/11	22.000000	SL	\$5,960.00	\$3,928.05	\$22.58	\$270.94	No	\$0.00
20000-011293	Glenwoodlands Generator - new pump contr	1/1/11	22.000000	SL	\$5,927.40	\$3,906.77	\$22.45	\$269.40	No	\$0.00
20000-011294	Glenwoodlands Generator - Engineering Ov	1/1/11	22.000000	SL	\$162.07	\$106.95	\$0.61	\$7.32	No	\$0.00

20000-011460	Valleyfield Generator - Engineering Over	2/1/11	22.000000	SL	\$587.83	\$387.31	\$2.23	\$26.76	No	\$0.00
20000-011464	Redfield Generator - Engineering Overhea	2/1/11	22.000000	SL	\$141.92	\$93.45	\$0.54	\$6.48	No	\$0.00
20000-011465	Redfield Generator - Diesel	2/1/11	22.000000	SL	\$502.05	\$330.96	\$1.90	\$22.80	No	\$0.00
20000-011485	Great Bay: Newmarket - Emergency Generat	3/1/11	22.000000	SL	\$384.42	\$253.24	\$1.46	\$17.52	No	\$0.00
20000-011553	Great Bay Treatment - engineering time	3/1/11	22.000000	SL	\$428.92	\$282.75	\$1.63	\$19.50	No	\$0.00
20000-011564	Great Bay Treatment - Engineering Overhe	3/1/11	22.000000	SL	\$570.88	\$376.35	\$2.16	\$25.92	No	\$0.00
20000-011565	Great Bay Treatment - Temporary Electric	3/1/11	22.000000	SL	\$486.00	\$320.35	\$1.84	\$22.08	No	\$0.00
20000-011576	Great Bay Treatment - Genset	3/1/11	22.000000	SL	\$3,699.00	\$2,438.01	\$14.01	\$168.12	No	\$0.00
20000-011577	Great Bay Treatment - Set 2/1000 @ 5% &	3/1/11	22.000000	SL	\$7,896.00	\$5,204.15	\$29.91	\$358.92	No	\$0.00
20000-011592	Great Bay Treatment - labor	3/1/11	22.000000	SL	\$53.11	\$35.06	\$0.20	\$2.40	No	\$0.00
20000-011599	Great Bay Treatment - labor oh	3/1/11	22.000000	SL	\$34.75	\$22.96	\$0.13	\$1.56	No	\$0.00
20000-011602	Great Bay Treatment - truck	3/1/11	22.000000	SL	\$15.31	\$10.00	\$0.06	\$0.72	No	\$0.00
20000-011606	Great Bay Treatment - AFUDC	3/1/11	22.000000	SL	\$52.65	\$34.69	\$0.20	\$2.40	No	\$0.00
20000-011611	Great Bay: Newmarket - engineering time	3/1/11	22.000000	SL	\$92.79	\$61.20	\$0.35	\$4.20	No	\$0.00
20000-012120	Bowers Landing: Replace Generator Automa	9/1/11	22.000000	SL	\$4,327.00	\$2,851.90	\$16.39	\$196.68	No	\$0.00
20000-012943	Valleyfield: Replace Pump Station Genera	4/1/12	22.000000	SL	\$2,828.76	\$1,992.99	\$10.72	\$128.58	No	\$0.00
20000-013843	Kessler Farm Generator-Nat Gas/LP Kohler	12/1/12	22.000000	SL	\$35,113.17	\$24,738.93	\$133.01	\$1,596.06	No	\$0.00
20000-013925	Bedford Water Company Generator - 38KW K	12/1/12	22.000000	SL	\$13,862.00	\$9,766.32	\$52.51	\$630.12	No	\$0.00
20000-013926	Bedford Water Company Generator - 400amp	12/1/12	22.000000	SL	\$5,497.00	\$3,872.97	\$20.82	\$249.84	No	\$0.00
20000-013927	Bedford Water Generator - generators bol	12/1/12	22.000000	SL	\$0.00	\$0.00	-\$115.83	\$138.93	No	\$0.00
20000-013950	Bedford Water Company Generator - genera	12/1/12	22.000000	SL	\$0.00	\$0.00	-\$25.25	\$30.30	No	\$0.00
20000-013953	Kessler Farm Generator - generators bolt	12/1/12	22.000000	SL	\$1,333.33	\$939.40	\$5.05	\$60.60	No	\$0.00
20000-014053	Stone Sled: Bow - 20KW Kohler Generator	1/1/13	22.000000	SL	\$14,419.52	\$10,814.62	\$54.62	\$655.44	No	\$0.00
20000-014054	Glenn Ridge Generator Nat Gas/LP Kohler	1/1/13	22.000000	SL	\$20,732.50	\$15,549.45	\$78.53	\$942.36	No	\$0.00
20000-014055	Sweet Hill Generator-20KW kohler generat	1/1/13	22.000000	SL	\$19,229.55	\$14,422.13	\$72.84	\$874.08	No	\$0.00
20000-014056	English Woods Generator Nat Gas/LP Kohle	1/1/13	22.000000	SL	\$19,717.17	\$14,787.73	\$74.69	\$896.28	No	\$0.00
20000-014057	Maple Haven Generator-Nat Gas/LP Kohler	1/1/13	22.000000	SL	\$18,842.52	\$14,132.00	\$71.37	\$856.44	No	\$0.00
20000-014070.2	Stone Sled: Bow - 20KW Kohler Generator	1/1/13	22.000000	SL	\$2,961.81	\$2,221.21	\$11.22	\$134.64	No	\$0.00
20000-014071	Kessler Farm Generator	1/1/13	22.000000	SL	\$5,030.00	\$3,772.60	\$19.05	\$228.60	No	\$0.00
20000-014072	Bedford Water Generator	1/1/13	22.000000	SL	\$0.00	\$0.00	-\$13.67	\$16.36	No	\$0.00
20000-014073	Glen Ridge Generator	1/1/13	22.000000	SL	\$720.00	\$539.90	\$2.73	\$32.76	No	\$0.00
20000-014074	English Woods Generator	1/1/13	22.000000	SL	\$5,320.00	\$3,990.05	\$20.15	\$241.80	No	\$0.00
20000-014075	Maple Haven Generator	1/1/13	22.000000	SL	\$720.00	\$539.90	\$2.73	\$32.76	No	\$0.00
20000-014076	Sweet Hill Generator-20KW kohler generat	1/1/13	22.000000	SL	\$720.00	\$539.90	\$2.73	\$32.76	No	\$0.00
20000-014104	Maple Haven Generator	1/1/13	22.000000	SL	\$2,841.81	\$2,131.47	\$10.77	\$129.17	No	\$0.00
20000-014105	Sweet Hill Generator	1/1/13	22.000000	SL	\$125.00	\$93.88	\$0.47	\$5.64	No	\$0.00
20000-014106	Kessler Farm Generator	1/1/13	22.000000	SL	\$2,975.05	\$2,231.26	\$11.27	\$135.24	No	\$0.00
20000-014107	Glen Ridge Generator	1/1/13	22.000000	SL	\$2,841.81	\$2,131.47	\$10.77	\$129.17	No	\$0.00
20000-014108	Bedford Water Generator	1/1/13	22.000000	SL	\$0.00	\$0.00	-\$53.81	\$64.59	No	\$0.00
20000-014109	English Woods Generator	1/1/13	22.000000	SL	\$3,155.81	\$2,366.99	\$11.95	\$143.40	No	\$0.00
20000-014111	Sweet Hill Generator	1/1/13	22.000000	SL	\$233.11	\$174.93	\$0.88	\$10.56	No	\$0.00
20000-014113	Sweet Hill Generator	1/1/13	22.000000	SL	\$1,756.81	\$1,317.69	\$6.66	\$79.86	No	\$0.00
20000-014133	Kessler Farm Generator - Credit - Natura	2/1/13	22.000000	SL	-\$10,547.00	-\$7,910.28	-\$39.95	-\$479.40	No	\$0.00
20000-015204	Farley Rd., Nashua: Pump Station - Devel	11/1/13	22.000000	SL	\$40,000.00	\$29,999.97	\$151.52	\$1,818.18	No	\$0.00
20000-015802	Bowers Land Repl Nat Gas for Generator	4/1/14	22.000000	SL	\$1,278.85	\$1,017.42	\$4.84	\$58.08	No	\$0.00
20000-017534	Bedford Water - Replace Generator Automa	12/1/14	22.000000	SL	\$3,208.06	\$2,551.93	\$12.15	\$145.80	No	\$0.00
20000-017945	Timberline Booster Station: Generator	6/1/15	22.000000	SL	\$51,908.64	\$43,650.58	\$196.62	\$2,359.44	No	\$0.00
20000-017957	Timberline Booster Station: Generator	6/1/15	22.000000	SL	\$11,041.78	\$9,285.15	\$41.83	\$501.90	No	\$0.00

2000-005873.8	RAW WATER MANAGEMENT PROJECT (Collection	8/1/05	22.000000 SL	\$495.74	\$191.49	\$1.88	\$22.56	Yes	\$495.74
20000-05873.8	RAW WATER MANAGEMENT PROJECT	6/1/05	22.000000 SL	\$91.71	\$35.33	\$0.35	\$4.20	Yes	\$91.71
20000-07342.72	DESIGN SERVICE - WTP IMPROVEMENTS (alloc	1/1/07	22.000000 SL	\$183.00	\$87.44	\$0.69	\$8.28	Yes	\$183.00
20000-07344.72	DESIGN SERVICES - WTP IMPROVEMENTS (allo	1/1/07	22.000000 SL	\$11,434.84	\$5,457.64	\$43.31	\$519.72	Yes	\$11,434.84
20000-07345.62	DESIGN SERVICES - WTP IMPROVEMENTS (allo	1/1/07	22.000000 SL	\$5,979.92	\$2,854.13	\$22.65	\$271.80	Yes	\$5,979.92
Report Total				\$1,275,581.70	\$780,144.60	\$4,435.22	\$58,456.84		\$572,508.25

Pumping Equipment

This is average of all active assets in 311

Deprciation Life -

29.54 years

Asset Code	Description	Date Capitalized	Asset Life	Depn Code	NBV as of		Per Depn	YTD Depn	Hudson		
					GBV	12/31/2020			12/31/2011	Allocable?	GBV Value
000882	Rebuild Snow Station Low Lift Pump #2	12/1/16	22.750000	SL	\$3,300.00	\$2,937.31		\$12.09	\$145.08	Yes	\$3,300.00
000889	Sky Meadow - Replace VFD Booster #1	12/1/16	22.750000	SL	\$6,520.37	\$5,803.95		\$23.88	\$286.56	No	\$0.00
000890	007 - Rebuild High Lift/Intermediate Pum	12/1/16	22.750000	SL	\$20,731.26	\$18,453.07		\$75.94	\$911.28	Yes	\$20,731.26
000939	Tara Heights Elc Pump	12/1/16	22.750000	SL	\$140,000.00	\$124,615.40		\$512.82	\$6,153.84	No	\$0.00
200-00000452	Booster Pump: Pumps - Rebuild: Southwest	4/1/17	22.750000	SL	\$14,887.91	\$13,906.34		\$54.53	\$654.36	No	\$0.00
200-00000453	Booster Pump: Pumps - Rebuild: High Pin	4/1/17	22.750000	SL	\$3,495.00	\$3,264.59		\$12.80	\$153.60	No	\$0.00
200-00000563	Booster Pump #2 Replaced	5/1/17	22.750000	SL	\$911.25	\$851.14		\$3.34	\$40.08	No	\$0.00
200-00000565	Booster Pump #1 Replaced	5/1/17	22.750000	SL	\$1,400.94	\$1,308.59		\$5.13	\$61.56	No	\$0.00
20000-000592	Timberline Booster: Nashua - Pumping Eq	7/1/86	22.750000	SL	\$0.00	\$0.00		\$0.00	\$0.00	No	\$0.00
20000-000593	SNOW STATION PUMP-	7/1/87	22.750000	SL	\$0.00	\$0.00		\$0.00	\$0.00	No	\$0.00
20000-000604	250 HP WORTHINGTON DIESEL-ENGINE & CENTR	7/1/35	63.670000	SL	\$22,585.66	\$0.00		\$0.00	\$0.00	Yes	\$22,585.66
20000-000605	CLEAN & LINE 36'-48 & 1331'--72" PENSTOC	7/1/68	34.580000	SL	\$15,857.20	\$0.00		\$0.00	\$0.00	Yes	\$15,857.20
20000-000606	REPLACE 48 VALVE ON PENSTOCK-"	7/1/68	34.580000	SL	\$0.00	\$0.00		\$0.00	\$0.00	Yes	\$0.00
20000-000608	BY-PASS AROUND 48 VALVE ON-PENSTOCK"	7/1/64	34.580000	SL	\$0.00	\$0.00		\$0.00	\$0.00	Yes	\$0.00
20000-000609	D&M CENTRIFUGAL PUMP NEW-WORTHINGTON	7/1/75	34.580000	SL	\$23,166.39	\$0.00		\$0.00	\$0.00	Yes	\$23,166.39
20000-000616	500 HP CATERPILLAR DIESEL ENGINE, WORTH	1/1/66	30.830000	SL	\$0.00	\$0.00		\$0.00	\$0.00	Yes	\$0.00
20000-000616.1	500 HP CATERPILLAR DIESEL-ENGINE, WORTH	1/1/80	30.830000	SL	\$0.00	\$0.00		\$0.00	\$0.00	Yes	\$0.00
200-00000657	Replace Sludge Chopper - Pump VFD	6/2/17	22.750000	SL	\$3,152.95	\$2,945.05		\$11.55	\$138.60	Yes	\$3,152.95
200-00000672	Rebuild Snow Station Low Lift Pump #2 (c	6/2/17	22.750000	SL	\$13,323.00	\$12,444.59		\$48.80	\$585.60	Yes	\$13,323.00
200-00000742	WTP Boiler Recirc. Pump	6/5/17	22.750000	SL	\$1,795.50	\$1,677.08		\$6.58	\$78.96	Yes	\$1,795.50
200-00000743	Redfield Replace Boost Pump #1	6/5/17	22.750000	SL	\$1,763.28	\$1,647.01		\$6.46	\$77.52	No	\$0.00
200-00000845	elec pumps chem	7/1/17	22.750000	SL	\$1,326.98	\$1,239.50		\$4.86	\$58.32	Yes	\$1,326.98
200-00000900	Booster Pump: Rebuild Amherst	8/1/17	22.750000	SL	\$2,267.05	\$2,117.62		\$8.30	\$99.60	No	\$0.00
200-00000981	Rebuild Pump #1, Founders Village	9/1/17	22.750000	SL	\$2,895.00	\$2,704.17		\$10.60	\$127.20	No	\$0.00
20000-001022.5	1/4 & 300 CBM Gage	2/24/88	30.000000	SL	\$0.00	\$0.00		\$0.00	\$6.21	No	\$0.00
20000-001026	D & M STATION UPGRADE-	8/1/88	22.750000	SL	\$0.00	\$0.00		\$0.00	\$0.00	Yes	\$0.00
200-00001093	Replace Armory VFD	10/1/17	22.750000	SL	\$3,434.83	\$3,208.38		\$12.58	\$150.96	No	\$0.00
200-00001333	Chemical Feed Pump	11/1/17	22.750000	SL	\$1,194.28	\$1,115.59		\$4.37	\$52.44	Yes	\$1,194.28
200-00001918	Merrimack River: Rebuild Pump Motor	12/1/17	22.750000	SL	\$17,440.00	\$16,290.14		\$63.88	\$766.57	Yes	\$17,440.00
200-00001918-001	Rebuild Booster Pump #1	12/1/17	22.750000	SL	\$3,995.00	\$3,731.62		\$14.63	\$175.57	No	\$0.00
200-00001918-002	Rebuild Booster Pump #1	12/1/17	22.750000	SL	\$1,795.00	\$1,676.62		\$6.58	\$78.93	No	\$0.00
20000-002044	Snow Station: Nashua - Bypass NW System	9/30/89	22.750000	SL	\$36,580.00	\$0.00		\$0.00	\$0.00	No	\$0.00
200-00002059	Booster Pump #1 Replacement	1/1/18	22.750000	SL	\$2,695.50	\$2,636.26		\$4.90	\$59.24	No	\$0.00
200-00002060	Booster Pump #1 Rebuild	1/1/18	22.750000	SL	\$1,950.88	\$1,908.00		\$3.61	\$42.88	No	\$0.00
20000-002063	Snow Station: WTP - Rebuild CAT Pumping	12/31/89	30.830000	SL	\$0.00	\$0.00		\$0.00	\$744.07	Yes	\$0.00
200-00002232	Replace Booster Pump#3 - Northfield	4/1/18	22.750000	SL	\$3,512.03	\$3,434.84		\$8.55	\$77.19	No	\$0.00
200-00002233	Rebuild Booster Pump - Drew Woods#3	4/1/18	22.750000	SL	\$3,495.00	\$3,418.19		\$8.57	\$76.81	No	\$0.00
200-00002234	Replace Booster Pump #3 WTP	4/1/18	22.750000	SL	\$6,093.97	\$5,960.04		\$14.89	\$133.93	Yes	\$6,093.97
20000-002423	D & M PUMP STATION REPAIR TO-EQUIPMENT	6/1/93	30.000000	SL	\$1,912.81	\$410.03		\$5.31	\$63.72	Yes	\$1,912.81
20000-002430	Bon Terrain Acquisition: Amherst - Elect	1/1/93	22.750000	SL	\$845.29	\$0.00		\$0.00	\$0.00	No	\$0.00
20000-002499	EMERGENCY REPAIR-NEW BOOSTER-PUMP - KESS	12/31/93	22.750000	SL	\$0.00	\$0.00		\$0.00	\$0.00	No	\$0.00
20000-002505	ELECTRIC PUMPING EQUIPMENT-POWDER HILL	12/31/93	22.750000	SL	\$12,762.50	\$0.00		\$0.00	\$0.00	No	\$0.00
200-00002590	Rebuild: Booster Pump #1	6/1/18	22.750000	SL	\$3,768.90	\$3,686.07		\$11.85	\$82.83	No	\$0.00

20000-002619	Troubleshoot & Repair Bon Terrain Parco	3/1/94	22.750000 SL	\$0.00	\$0.00	\$0.00	\$0.00	No	\$0.00
20000-002643	CAT ENGINE REPLACEMENT-TRT. PLANT	11/30/94	30.830000 SL	\$230,049.80	\$50,183.06	\$621.76	\$7,461.12	Yes	\$230,049.80
20000-002659	PARTS TO REBUILD SKY MEADOW-BOOSTER PUMP	5/9/94	22.750000 SL	\$0.00	\$0.00	\$0.00	\$0.00	No	\$0.00
20000-002660	WELL PUMP MOTOR STARTER-REPLACED-BON TER	5/26/94	22.750000 SL	\$0.00	\$0.00	\$0.00	\$0.00	No	\$0.00
20000-002661	AUTOMATIC HYDRAULIC CONTROL-VALVE-BON TE	5/24/94	30.000000 SL	\$0.00	\$0.00	\$0.00	\$90.84	No	\$0.00
20000-002665	TIME METERS-STANDISH WAY-BOOSTER STA-BON	6/16/94	22.750000 SL	\$0.00	\$0.00	\$0.00	\$0.00	No	\$0.00
20000-002666	WELL PUMP MOTOR-BON TERRAIN-SERVICED	6/20/94	22.750000 SL	\$0.00	\$0.00	\$0.00	\$0.00	No	\$0.00
20000-002676	REPAIRED CONTROL PANEL-BOOSTER STATION-P	7/31/94	22.750000 SL	\$0.00	\$0.00	\$0.00	\$0.00	No	\$0.00
20000-002684	60HP MOTOR - BON TERRAIN-EMERGENCY REPAI	7/1/94	22.750000 SL	\$0.00	\$0.00	\$0.00	\$0.00	No	\$0.00
200-00002704	Replace Pump: WTP Chemical Feed	7/1/18	22.750000 SL	\$1,399.95	\$1,369.18	\$5.12	\$30.77	No	\$0.00
20000-002717	D & M STATION TURBINE-REPLACEMENT	12/31/94	22.750000 SL	\$124,660.72	\$0.00	\$0.00	\$0.00	Yes	\$124,660.72
200-00002771	Orchard Ave: Booster Pump: - Rebuild #2	8/1/18	22.750000 SL	\$1,595.00	\$1,559.95	\$7.01	\$35.05	No	\$0.00
200-00002772	Badger Hill: Replace Booster Pump #1	8/1/18	22.750000 SL	\$1,438.00	\$1,406.40	\$6.32	\$31.60	No	\$0.00
200-00002773	Booster Pump: Pumps - Replace #1	8/1/18	22.750000 SL	\$6,605.01	\$6,459.84	\$29.05	\$145.17	No	\$0.00
200-00002774	Booster Pump: Pumps - Replace #2	8/1/18	22.750000 SL	\$6,605.01	\$6,459.84	\$29.05	\$145.17	No	\$0.00
20000-002803	CAT ENGINE REPLACEMENT-WTP-REF: 2643 (1	9/30/95	30.830000 SL	\$11,026.61	\$2,751.75	\$29.80	\$357.60	Yes	\$11,026.61
200-00002837	Replace 2 Submersible Jet Pumps	8/1/18	22.750000 SL	\$13,236.43	\$12,945.52	\$58.19	\$290.91	Yes	\$13,236.43
20000-002848	Timberline Booster Station: Nashua - (2)	5/31/95	22.750000 SL	\$0.00	\$0.00	\$0.00	\$0.00	No	\$0.00
20000-002851	D & M STATION-TURBINE REPLACEMENT	7/31/95	22.750000 SL	\$13,924.37	\$0.00	\$0.00	\$0.00	No	\$0.00
200-00002880	Replace VFD, Orchard Ave #2	8/1/18	22.750000 SL	\$1,547.07	\$1,513.07	\$6.80	\$34.00	No	\$0.00
200-00002882	Replace Oil Tank Leak Monitor FWPS	9/1/18	22.750000 SL	\$2,997.90	\$2,932.01	\$16.48	\$65.89	Yes	\$2,997.90
200-00002885	Replace VFD, pump #2, Main Dunstable	9/1/18	22.750000 SL	\$8,788.39	\$8,595.24	\$48.28	\$193.15	No	\$0.00
20000-002888.2	Souhegan Booster Station: Amherst - (1)	7/31/95	22.750000 SL	\$3,168.04	\$0.00	\$0.00	\$0.00	No	\$0.00
20000-002889	Sky Meadow Pump Station: Nashua - Instal	8/31/95	22.750000 SL	\$20,080.64	\$0.00	\$0.00	\$0.00	No	\$0.00
20000-002900	Snow Station: Nashua - NWHigh Pressure S	12/31/95	22.750000 SL	\$60,941.64	\$0.00	\$0.00	\$0.00	No	\$0.00
20000-002901	Main Dunstable Booster Station: Nashua -	8/31/95	22.750000 SL	\$3,156.79	\$0.00	\$0.00	\$0.00	No	\$0.00
20000-002908	MOBILE EMERGENCY GENERATOR-TRT. PLT.	12/31/95	30.000000 SL	\$40,307.25	\$10,940.70	\$111.96	\$1,343.52	No	\$0.00
20000-002917	Merrimack River Intake Station: Merrimac	11/1/95	22.750000 SL	\$47,118.68	\$0.00	\$0.00	\$0.00	Yes	\$47,118.68
20000-002925	ELECTRICAL COMPONENTS REPLACED-FOR START	12/29/95	22.750000 SL	\$0.00	\$0.00	\$0.00	\$0.00	Yes	\$0.00
200-00002990	Salem - Booster Pump: Pumps - Rebuild:	10/1/18	22.750000 SL	\$1,932.90	\$1,890.42	\$14.16	\$42.48	No	\$0.00
20000-003076	MERRIMACK RIVER INTAKE REHAB-	12/31/96	22.750000 SL	\$82,173.82	\$0.00	\$0.00	\$0.00	Yes	\$82,173.82
20000-003080	CAT MOTOR - WTP PUMP-EMERGENCY REPAIR	6/30/96	30.830000 SL	\$3,374.81	\$938.61	\$9.39	\$112.68	Yes	\$3,374.81
20000-003092	NEW WELL PUMP INSTALLED IN-AVD STATION	8/26/96	22.750000 SL	\$0.00	\$0.00	\$0.00	\$0.00	No	\$0.00
20000-003144	SCADA PHASE III - POWDER HILL-	12/31/96	22.750000 SL	\$0.00	\$0.00	\$0.00	\$0.00	No	\$0.00
200-00003177	Merrimack - Booster Pump: Pumps - Rebuil	12/1/18	22.750000 SL	\$2,544.90	\$2,488.97	\$55.93	\$55.93	No	\$0.00
20000-003200	15HP INDUSTRIAL MOTOR-	1/30/97	22.750000 SL	\$0.00	\$0.00	\$0.00	\$0.00	No	\$0.00
20000-003223	SCADA PHASE III-	12/31/97	22.750000 SL	\$0.00	\$0.00	\$0.00	\$0.00	No	\$0.00
20000-003334	TIMBERLINE ELECTRICAL UPGRADE-	12/31/97	22.750000 SL	\$0.00	\$0.00	\$0.00	\$0.00	No	\$0.00
20000-004001	TIMBERLINE ELECTRICAL UPGRADE-	4/1/98	22.750000 SL	\$0.00	\$0.00	\$0.00	\$0.00	No	\$0.00
20000-004083	REPLACEMENT MOTOR-ATHERTON COMMONS	11/1/98	22.750000 SL	\$326.22	\$10.96	\$0.41	\$4.92	No	\$0.00
20000-004098	SUMP PUMP WTP-	12/1/98	22.750000 SL	\$0.00	\$0.00	\$0.00	\$1.17	Yes	\$0.00
20000-004228	AUTUMN WOODS BOOSTER STATION-	3/1/99	22.750000 SL	\$1,389.77	\$160.74	\$4.12	\$49.44	No	\$0.00
20000-004281	COBURN AVE PUMP STATION-UPGRADE	5/1/99	22.750000 SL	\$4,578.49	\$37.34	\$16.77	\$201.24	No	\$0.00
20000-004282	25HP LOW LIFT PUMP-SNOW STATION	5/1/99	22.750000 SL	\$10,739.52	\$87.48	\$39.34	\$472.08	Yes	\$10,739.52
20000-004324	MERRIMACK RIVER PUMP -REBUILD-	7/1/99	22.750000 SL	\$44,627.76	\$3,909.01	\$163.47	\$1,961.64	Yes	\$44,627.76
20000-004374	SOFTWARE/SUPPORT PLC'S-IN THE FIELD	10/1/99	22.750000 SL	\$0.00	\$0.00	\$0.00	\$24.18	No	\$0.00
20000-004376	RADIATOR CORE FOR-CATERPILLAR PUMP	10/1/99	30.830000 SL	\$4,033.11	\$1,490.22	\$10.96	\$131.52	Yes	\$4,033.11
20000-004415.2	SEAVERNS PUMP STATION-SOUHEGAN WOODS	12/1/99	22.750000 SL	\$401,895.01	\$3,326.41	\$1,472.13	\$17,665.50	No	\$0.00

20000-004502	EMERGENCY REPAIR -WELL #1-POWDER HILL	1/1/00	22.750000 SL	\$0.00	\$0.00	\$0.00	\$45.48	No	\$0.00	
20000-004503	LMI-METERING PUMP-SOUHEGAN WOODS	1/1/00	22.750000 SL	\$0.00	\$0.00	\$0.00	\$19.44	No	\$0.00	
20000-004543	3 HP PUMP-PILGRIM HILL BOOSTER-AMHERST	2/1/00	22.750000 SL	\$823.05	\$57.26	\$3.01	\$36.12	No	\$0.00	
20000-004590	MERRIMACK RIVER PUMP-REBUILD	5/1/00	22.750000 SL	\$2,497.27	\$283.39	\$9.15	\$109.80	Yes	\$2,497.27	
20000-004607	POWDER HILL BOOSTER #4-NEW MOTOR	6/1/00	22.750000 SL	\$1,008.00	\$70.02	\$3.69	\$44.28	No	\$0.00	
20000-004804.1	NW Pump Upgrade at Snow Station - 6 Comb	9/1/01	30.000000 SL	\$3,559.80	\$1,543.41	\$10.29	\$123.48	No	\$0.00	
20000-004804.2	NW Pump Upgrades at Snow Station - Insta	9/1/01	30.000000 SL	\$8,252.64	\$3,578.28	\$23.86	\$286.32	No	\$0.00	
20000-004810	ELECTRIC PUMP EQUIPMENT-SOUHEGAN WOODS	10/1/01	22.750000 SL	\$1,225.60	\$160.04	\$4.49	\$53.88	No	\$0.00	
20000-004835	ELECTRIC PUMPING EQUIP.-VALLEYFIELD	12/1/01	22.750000 SL	\$130.92	\$21.78	\$0.35	\$4.20	No	\$0.00	
20000-005049	PLC UPS PROTECTION--POWDER HILL	4/1/02	30.000000 SL	\$0.00	\$0.00	-\$4.08	\$4.94	No	\$0.00	
20000-005050	PLC UPS PROTECTION--GREAT BAY	4/1/02	30.000000 SL	\$0.00	\$0.00	-\$4.08	\$4.94	No	\$0.00	
20000-005051	PLC UPS PROTECTION --AUTUMN WOODS	4/1/02	30.000000 SL	\$0.00	\$0.00	-\$4.08	\$4.94	No	\$0.00	
20000-005052.1	PLC UPS PROTECTION--BON TERRAIN	4/1/02	30.000000 SL	\$0.00	\$0.00	\$0.00	\$7.41	No	\$0.00	
20000-005052.2	PLC UPS PROTECTION-- AVD	4/1/02	30.000000 SL	\$0.00	\$0.00	-\$6.12	\$7.41	No	\$0.00	
20000-005182	Hazardous Gas Detector for WTP	12/1/02	30.000000 SL	\$0.00	\$0.00	\$0.00	\$34.34	Yes	\$0.00	
20000-005384	Timberline: Nashua - 300 HP Pump Rebuild	5/1/03	22.750000 SL	\$0.00	\$0.00	\$0.00	\$159.54	No	\$0.00	
20000-005384.1	Timberline: Nashua - 300 HP Pump Repairs	6/1/03	22.750000 SL	\$0.00	\$0.00	\$0.00	\$5.44	No	\$0.00	
20000-005602.1	PULSATOR TURBIDIMETERS	5/1/04	22.750000 SL	\$0.00	\$0.00	\$0.00	\$13.26	Yes	\$0.00	
20000-005602.2	PULSATOR TURBIDIMETERS	6/1/04	22.750000 SL	\$0.00	\$0.00	\$0.00	\$1.96	Yes	\$0.00	
20000-005603	Surface Scatter 6 Turbidimeter	4/1/04	22.750000 SL	\$3,606.85	\$1,152.36	\$13.21	\$158.52	Yes	\$3,606.85	
20000-005603.1	Surface Scatter 6 Turbidimeter - Miscell	5/1/04	22.750000 SL	\$708.89	\$234.63	\$2.37	\$28.44	Yes	\$708.89	
20000-005604	Powder Hill: Bedford - Rebuild Booster #	4/1/04	22.750000 SL	\$1,295.00	\$428.62	\$4.33	\$51.96	No	\$0.00	
20000-005619	Bon Terrain: Amherst - LMI Pump	5/1/04	22.750000 SL	\$0.00	\$0.00	\$0.00	\$27.81	No	\$0.00	
20000-005681.1	Snow Station - Electrical Improvements -	9/1/04	22.750000 SL	\$2,170.12	\$718.24	\$7.26	\$87.06	No	\$0.00	
20000-005681.2	Snow Station - Electrical Improvements -	9/1/04	22.750000 SL	\$3,646.50	\$1,164.46	\$13.36	\$160.32	No	\$0.00	
20000-005681.3	Snow Station - Electrical Improvements -	9/1/04	22.750000 SL	\$3,575.00	\$1,142.68	\$13.09	\$157.08	No	\$0.00	
20000-005718	Valleyfield: Plaistow - Well #1 - Insta	12/1/04	22.750000 SL	\$3,963.39	\$1,266.13	\$14.52	\$174.24	No	\$0.00	
20000-005800	Coburn Avenue: Nashua - Booster Repair -	3/1/05	22.750000 SL	\$1,644.49	\$636.58	\$5.73	\$68.76	No	\$0.00	
20000-005869.1	Bon Terrain: Amherst - Series G Metering	6/1/05	22.750000 SL	\$0.00	\$0.00	\$0.00	\$9.87	No	\$0.00	
20000-005945	TAYLOR FALLS BACKUP PUMP	9/1/05	22.750000 SL	\$2,850.02	\$1,102.92	\$2,176.44	\$9.94	\$119.28	Yes	\$2,850.02
20000-005945.1	TAYLOR FALLS REPLACEMENT PUMP	8/1/06	22.750000 SL	\$1,874.96	\$844.65	\$1,586.61	\$6.87	\$82.44	Yes	\$1,874.96
20000-007243	FEDERAL HILL BOOSTER STATION - ELECTRIC	12/1/06	22.750000 SL	\$170,000.00	\$75,125.59	\$622.71	\$7,472.52	No	\$0.00	
20000-007339	COUNTY RD BOOSTER AND WATER MAIN	2/1/07	22.750000 SL	\$6,355.78	\$3,143.05	\$23.28	\$279.36	No	\$0.00	
20000-007341.8	FINISHED WATER PUMPING STATION & WATER T	1/1/07	22.750000 SL	\$94,737.59	\$46,848.37	\$347.03	\$4,164.28	Yes	\$94,737.59	
20000-007343.8	FINISHED WATER PUMPING STATION & WATER T	1/1/07	22.750000 SL	\$26,917.67	\$13,310.95	\$98.60	\$1,183.20	Yes	\$26,917.67	
20000-007346.8	WTP EVALUATION & CAPITAL PROJECT PLAN	1/1/07	22.750000 SL	\$19,136.77	\$9,463.14	\$70.10	\$841.20	Yes	\$19,136.77	
20000-007347.8	WTP EVALUATION & CAPITAL PLAN PROJECT	1/1/07	22.750000 SL	\$24,222.04	\$11,977.87	\$88.73	\$1,064.70	Yes	\$24,222.04	
20000-007353.6	COUNTY RD BOOSTER AND WATER MAIN	1/1/07	22.750000 SL	\$50,000.00	\$24,725.36	\$183.15	\$2,197.80	No	\$0.00	
20000-007355.5	COUNTY RD BOOSTER AND WATER MAIN	1/1/07	22.750000 SL	\$24,136.35	\$11,935.80	\$88.41	\$1,060.92	No	\$0.00	
20000-007382	COUNTY RD BOOSTER AND WATER MAIN	3/1/07	22.750000 SL	\$181.74	\$89.77	\$0.67	\$7.98	No	\$0.00	
20000-007390	FINISHED WATER PUMPING STATION & WATER T	3/1/07	22.750000 SL	\$2,068,776.60	\$1,023,021.24	\$7,577.94	\$90,935.26	Yes	\$2,068,776.60	
20000-007434	FINISHED WATER PUMPING STATION & WATER T	4/1/07	22.750000 SL	\$44,300.00	\$21,906.65	\$162.27	\$1,947.24	Yes	\$44,300.00	
20000-007439	COUNTY RD BOOSTER AND WATER MAIN	5/1/07	22.750000 SL	\$178.40	\$88.36	\$0.65	\$7.80	No	\$0.00	
20000-007459	Electric Pumping Equipm: Bowers Landing	5/1/07	22.750000 SL	\$145,000.00	\$71,703.22	\$531.14	\$6,373.62	No	\$0.00	
20000-007465	COUNTY RD BOOSTER AND WATER MAIN	5/1/07	22.750000 SL	\$1,673.76	\$827.73	\$6.13	\$73.56	No	\$0.00	
20000-007478	ENGLISH WOODS WELL PUMP REPLACEMENT	6/1/07	22.750000 SL	\$4,492.40	\$2,221.42	\$16.46	\$197.46	No	\$0.00	
20000-007480	COBURN AVE BOOSTER PUMP REBUILD	6/1/07	22.750000 SL	\$3,442.50	\$1,702.32	\$12.61	\$151.32	No	\$0.00	
20000-007482	BEDFORD WATER COMPANY WELL #4 PUMP REPLA	6/1/07	22.750000 SL	\$0.00	\$0.00	-\$50.35	\$60.42	No	\$0.00	

20000-007524	MILFORD BOOSTER PUMP REBUILD	7/1/07	22.750000 SL	\$4,473.00	\$2,211.97	\$16.39	\$196.62	No	\$0.00
20000-007559	MILFORD BOOSTER PUMP REBUILD	8/1/07	22.750000 SL	\$8,539.03	\$4,222.56	\$31.28	\$375.36	No	\$0.00
20000-007560	WOODLANDS BOOSTER PUMP REPLACEMENT	8/1/07	22.750000 SL	\$1,795.50	\$887.80	\$6.58	\$78.96	No	\$0.00
20000-007618	TIMBERLINE PUMP STATION: REPLACE BEARING	10/1/07	22.750000 SL	\$1,277.01	\$631.42	\$4.68	\$56.16	No	\$0.00
20000-007656	COUNTY ROAD BOOSTER AND WATER MAIN	10/1/07	22.750000 SL	\$24.97	\$12.38	\$0.09	\$1.08	No	\$0.00
20000-007666	FINISHED WATER PUMPING STATION & WATER T	10/1/07	22.750000 SL	\$1,260.31	\$623.09	\$4.62	\$55.44	Yes	\$1,260.31
20000-007697	MILFORD BOOSTER PUMP REBUILD	11/1/07	22.750000 SL	\$1,863.84	\$921.56	\$6.83	\$81.96	No	\$0.00
20000-007717	FINISHED WATER PUMPING STATION & WATER T	11/1/07	22.750000 SL	\$830.35	\$410.66	\$3.04	\$36.48	Yes	\$830.35
20000-007739	TWIN RIDGE WELL PUMP #1 REPLACEMENT	12/1/07	22.750000 SL	\$2,442.96	\$1,208.03	\$8.95	\$107.40	No	\$0.00
20000-007786	FINISHED WATER PUMPING STATION - WTP (CO	1/1/08	22.750000 SL	\$49.24	\$26.56	\$0.18	\$2.16	Yes	\$49.24
20000-007874	FINISHED WATER PUMPING STATION - WTP (CO	4/1/08	22.750000 SL	\$191.44	\$103.16	\$0.70	\$8.40	Yes	\$191.44
20000-007901	SHAKESPEARE BOOSTER REBUILD	5/1/08	22.750000 SL	\$22,675.48	\$12,209.92	\$83.06	\$996.72	No	\$0.00
20000-007921	FINISHED WATER PUMPING STATION - WTP (CO	5/1/08	22.750000 SL	\$1,425.13	\$767.41	\$5.22	\$62.64	Yes	\$1,425.13
20000-007924	POWDER HILL BOOSTER #1 REBUILD	5/1/08	22.750000 SL	\$0.00	\$0.00	\$0.00	\$39.46	No	\$0.00
20000-007928.1	Headworks - Jet Pumps - Contract #4	5/1/08	22.750000 SL	\$0.00	\$0.00	\$0.00	\$1,305.50	Yes	\$0.00
20000-007928.2	Headworks - Install Jet Pumps - Contract	5/1/08	22.750000 SL	\$0.00	\$0.00	\$0.00	\$43.95	Yes	\$0.00
20000-007928.3	Headworks - Recycle Pumps - Contract #4	5/1/08	22.750000 SL	\$59,400.00	\$31,984.88	\$217.58	\$2,610.96	Yes	\$59,400.00
20000-007928.4	Headworks - Install Recycle Pumps - Cont	5/1/08	22.750000 SL	\$1,000.00	\$538.75	\$3.67	\$43.97	Yes	\$1,000.00
20000-007928.5	Headworks - Piping in Recycling Station	5/1/08	22.750000 SL	\$11,000.00	\$5,923.36	\$40.30	\$483.54	Yes	\$11,000.00
20000-007928.6	Headworks - Piping in Stilling Well - Co	5/1/08	22.750000 SL	\$13,500.00	\$7,269.28	\$49.45	\$593.40	Yes	\$13,500.00
20000-007928.7	Headworks - Piping for Jet Pumps - Contr	5/1/08	22.750000 SL	\$8,000.00	\$4,307.83	\$29.31	\$351.69	Yes	\$8,000.00
20000-007928.8	Headworks - Fay Spofford & General Condi	5/1/08	22.750000 SL	\$59,529.14	\$32,054.08	\$218.06	\$2,616.66	Yes	\$59,529.14
20000-007934	FINISHED WATER PUMPING STATION - WTP (CO	5/1/08	22.750000 SL	\$59.32	\$31.83	\$0.22	\$2.64	Yes	\$59.32
20000-007963	FINISHED WATER PUMPING STATION & STORAGE	6/1/08	22.750000 SL	\$1,915.42	\$1,031.27	\$7.02	\$84.24	Yes	\$1,915.42
20000-007976	SHAKESPEARE BOOSTER REBUILD - 3 7.5 HP P	6/1/08	22.750000 SL	\$13,585.05	\$7,315.07	\$49.76	\$597.12	No	\$0.00
20000-007981	1/3 HP Centrifugal Pump - Harris Blower	6/1/08	22.750000 SL	\$351.20	\$188.96	\$1.29	\$15.48	No	\$0.00
20000-007995	FINISHED WATER PUMPING STATION - WTP (CO	7/1/08	22.750000 SL	\$471.44	\$253.76	\$1.73	\$20.76	Yes	\$471.44
20000-008004	SHAKESPEARE BOOSTER REBUILD	7/1/08	22.750000 SL	\$2,593.80	\$1,396.72	\$9.50	\$114.00	No	\$0.00
20000-008005	SHAKESPEARE BOOSTER REBUILD	7/1/08	22.750000 SL	\$5,753.03	\$3,097.91	\$21.07	\$252.84	No	\$0.00
20000-008013.1	Headworks - Recycle Pumps - Contract #4	7/1/08	22.750000 SL	\$5,000.00	\$2,692.51	\$18.32	\$219.84	Yes	\$5,000.00
20000-008013.2	Headworks - Install Recycle Pumps - Cont	7/1/08	22.750000 SL	\$2,149.42	\$1,157.62	\$7.88	\$94.50	Yes	\$2,149.42
20000-008013.3	Headworks - Piping in Recycle Station -	7/1/08	22.750000 SL	\$12,000.00	\$6,461.38	\$43.96	\$527.42	Yes	\$12,000.00
20000-008013.4	Headworks - Piping in Stilling Well - Co	7/1/08	22.750000 SL	\$12,000.00	\$6,461.38	\$43.96	\$527.42	Yes	\$12,000.00
20000-008032	Northfield Booster Station - VFD Pump #2	8/1/08	22.750000 SL	\$1,051.09	\$565.99	\$3.85	\$46.20	No	\$0.00
20000-008087	MILFORD BOOSTER REBUILD	9/1/08	22.750000 SL	-\$427.82	-\$230.23	-\$1.57	-\$18.84	No	\$0.00
20000-008089	REPLACE WELL PUMP #2: MAPLE HAVEN	9/1/08	22.750000 SL	\$1,901.81	\$1,023.89	\$6.97	\$83.64	No	\$0.00
20000-008097	FINISHED WATER PUMPING STATION & STORAGE	9/1/08	22.750000 SL	\$320.12	\$172.47	\$1.17	\$14.04	Yes	\$320.12
20000-008169	FINISHED WATER PUMPING STATION - WTP (CO	10/1/08	22.750000 SL	\$467.45	\$251.77	\$1.71	\$20.52	Yes	\$467.45
20000-008171	MILFORD BOOSTER PUMP RE-BUILD	10/1/08	22.750000 SL	\$153.00	\$82.37	\$0.56	\$6.72	No	\$0.00
20000-008184	Headworks: Jet Pumps (Piping & Installat	10/1/08	22.750000 SL	\$21,300.00	\$11,469.33	\$78.02	\$936.24	Yes	\$21,300.00
20000-008250	FINISHED WATER PUMPING STATION - WTP (CO	12/1/08	22.750000 SL	\$84.98	\$45.77	\$0.31	\$3.72	Yes	\$84.98
20000-008253	Headworks: Piping in Stilling Well - Con	12/1/08	22.750000 SL	\$500.00	\$269.27	\$1.83	\$21.96	Yes	\$500.00
20000-008281	BOWERS LANDING VFD FOR FIRE PUMP #2	1/1/09	22.750000 SL	\$1,884.06	\$1,097.33	\$6.90	\$82.80	No	\$0.00
20000-008293	Headworks - Piping in Stilling Well - Co	1/1/09	22.750000 SL	\$1,000.00	\$582.50	\$3.66	\$43.92	Yes	\$1,000.00
20000-008304	FINISHED WATER PUMPING STATION - WTP (CO	1/1/09	22.750000 SL	\$99.93	\$58.07	\$0.37	\$4.44	Yes	\$99.93
20000-008350	Timberline Drive, Repair Booster Pump #	3/1/09	22.750000 SL	\$14,967.76	\$8,717.40	\$54.83	\$657.96	No	\$0.00
20000-008385.3	FINISHED WATER PUMPING STATION - WTP (CO	4/1/09	22.750000 SL	\$70.52	\$41.01	\$0.26	\$3.12	Yes	\$70.52
20000-008393	TWIN RIDGE WELL #6, PUMP REPLACEMENT	4/1/09	22.750000 SL	\$3,136.69	\$1,826.83	\$11.49	\$137.88	No	\$0.00

20000-008420.1	Headworks - Jet Pumps - Contract #4	4/1/09	22.750000 SL	\$3,300.00	\$1,921.90		\$12.09	\$145.08	Yes	\$3,300.00
20000-008420.2	Headworks - Recycle Pumps - Contract #4	4/1/09	22.750000 SL	\$1,600.00	\$931.93		\$5.86	\$70.32	Yes	\$1,600.00
20000-008463	FINISHED WATER PUMPING STATION - WTP (CO	5/1/09	22.750000 SL	\$678.84	\$395.24		\$2.49	\$29.88	Yes	\$678.84
20000-008476	TRAVELING SCREEN #2 CONTROL PANEL PARTS	5/1/09	22.750000 SL	\$3,639.75	\$2,119.94		\$13.33	\$159.96	Yes	\$3,639.75
20000-008553	MERRIMACK RIVER INTAKE, P.S.	7/1/09	22.750000 SL	\$1,211.64	\$705.61		\$4.44	\$53.28	Yes	\$1,211.64
20000-008560	MERRIMACK RIVER INTAKE, P.S.	7/1/09	22.750000 SL	\$113,184.08	\$65,920.56		\$414.59	\$4,975.08	Yes	\$113,184.08
20000-008561	MERRIMACK RIVER INTAKE, P.S.	7/1/09	22.750000 SL	\$281,076.91	\$163,704.01		\$1,029.59	\$12,355.05	Yes	\$281,076.91
20000-008564	FINISHED WATER PUMPING STATION & STORAGE	7/1/09	22.750000 SL	\$108.89	\$63.36		\$0.40	\$4.80	Yes	\$108.89
20000-008585	MERRIMACK RIVER INTAKE, P.S.	8/1/09	22.750000 SL	\$8,696.60	\$5,064.94		\$31.86	\$382.27	Yes	\$8,696.60
20000-008586	MERRIMACK RIVER INTAKE, P.S. - Goulds 35	8/1/09	22.750000 SL	\$3,000.00	\$1,747.21		\$10.99	\$131.88	Yes	\$3,000.00
20000-008590	MERRIMACK RIVER INTAKE, P.S.	8/1/09	22.750000 SL	\$37,222.21	\$21,678.85		\$136.35	\$1,636.14	Yes	\$37,222.21
20000-008592	REBUILD TAYLOR FALLS PUMP	8/1/09	22.750000 SL	\$1,435.50	\$835.99	\$1,404.07	\$5.26	\$63.12	Yes	\$1,435.50
20000-008593	REBUILD TAYLOR FALLS PUMP - 25 HP 1800 R	8/1/09	22.750000 SL	\$1,795.50	\$1,045.64	\$1,756.28	\$6.58	\$78.96	Yes	\$1,795.50
20000-008594	REBUILD TAYLOR FALLS PUMP - Parts associ	8/1/09	22.750000 SL	\$295.56	\$172.24	\$288.88	\$1.08	\$12.96	Yes	\$295.56
20000-008595	REBUILD TAYLOR FALLS PUMP - Val-Matic Si	8/1/09	22.750000 SL	\$778.62	\$453.53	\$761.33	\$2.85	\$34.20	Yes	\$778.62
20000-008598	WTP NORTHWEST PUMP #1 - MOTOR CONTROLL R	8/1/09	22.750000 SL	\$6,362.91	\$3,705.77		\$23.31	\$279.72	No	\$0.00
20000-008725	WTP Contract #4	10/1/09	22.750000 SL	\$957.00	\$557.29		\$3.51	\$42.06	Yes	\$957.00
20000-008750	MERRIMACK RIVER INTAKE, P.S. - Extra SS	10/1/09	22.750000 SL	\$6,744.27	\$3,928.09		\$24.71	\$296.45	Yes	\$6,744.27
20000-008751	MERRIMACK RIVER INTAKE, P.S. - Roof Hatc	10/1/09	22.750000 SL	\$4,111.83	\$2,394.86		\$15.06	\$180.72	Yes	\$4,111.83
20000-008752	MERRIMACK RIVER INTAKE, P.S. - Add Grave	10/1/09	22.750000 SL	\$963.45	\$561.10		\$3.53	\$42.36	Yes	\$963.45
20000-008753	MERRIMACK RIVER INTAKE, P.S. - Core Hole	10/1/09	22.750000 SL	\$513.19	\$298.87		\$1.88	\$22.56	Yes	\$513.19
20000-008787	WTP Contract #4-final allocation per acc	10/1/09	22.750000 SL	\$12,603.51	\$7,340.39		\$46.17	\$554.04	Yes	\$12,603.51
20000-008788	WTP Contract #4-final allocation per acc	10/1/09	22.750000 SL	\$2,091.74	\$1,218.37		\$7.66	\$91.92	Yes	\$2,091.74
20000-008863	WTP - CONTRACT #4 - Electrical Material	11/1/09	22.750000 SL	\$12,191.00	\$7,100.14		\$44.66	\$535.87	Yes	\$12,191.00
20000-008955	Merrimack River Intake - Eng Overhead	12/1/09	22.750000 SL	\$580.37	\$337.87		\$2.13	\$25.56	Yes	\$580.37
20000-009239	High Pines Booster #2 Rebuild - Cornell	5/1/10	22.750000 SL	\$2,295.00	\$1,437.40		\$8.41	\$100.92	No	\$0.00
20000-009368	Booster #1 - Marathon 7HP 3600 rpm pump	6/1/10	22.750000 SL	\$1,780.00	\$1,114.96		\$6.52	\$78.24	No	\$0.00
20000-009369	WTP Contract #4 - Goulds 1 stage 20X26 G	6/1/10	22.750000 SL	\$22,145.00	\$13,870.93		\$81.12	\$973.44	Yes	\$22,145.00
20000-009370	WTP Contract #4 - freight	6/1/10	22.750000 SL	\$1,200.00	\$751.54		\$4.40	\$52.74	Yes	\$1,200.00
20000-009371	WTP Contract #4 - 100 HP motor overhauled	6/1/10	22.750000 SL	\$1,500.00	\$939.64		\$5.50	\$65.94	Yes	\$1,500.00
20000-009372	WTP Contract #4 - inspection of pump	6/1/10	22.750000 SL	\$600.00	\$375.76		\$2.20	\$26.40	Yes	\$600.00
20000-009373	WTP Contract #4 - labor to remove exitin	6/1/10	22.750000 SL	\$1,875.00	\$1,174.37		\$6.87	\$82.44	Yes	\$1,875.00
20000-009374	WTP Contract #4 - bronze stuffing box bu	6/1/10	22.750000 SL	\$400.00	\$250.51		\$1.47	\$17.58	Yes	\$400.00
20000-009375	WTP Contract #4 - gaskets & bolts	6/1/10	22.750000 SL	\$600.00	\$375.76		\$2.20	\$26.40	Yes	\$600.00
20000-009376	WTP Contract #4 - deliver & install new	6/1/10	22.750000 SL	\$4,000.00	\$2,505.59		\$14.65	\$175.80	Yes	\$4,000.00
20000-009377	WTP Contract #4 - approved epoxy coating	6/1/10	22.750000 SL	\$1,295.00	\$811.30		\$4.74	\$56.88	Yes	\$1,295.00
20000-009593	Snow Station: Northwest Pump #1 - Bearin	7/1/10	22.750000 SL	\$1,857.59	\$1,163.65		\$6.81	\$81.66	No	\$0.00
20000-009594	Snow Station: Northwest Pump #1 - Bearin	7/1/10	22.750000 SL	\$778.61	\$487.80		\$2.85	\$34.20	No	\$0.00
20000-009843	Woodlands: Rebuils Booster Pump #1 - 5 H	8/2/10	22.750000 SL	\$1,885.39	\$1,180.84		\$6.91	\$82.92	No	\$0.00
20000-009903	Reconnect Rolling Hills Well #1 to Twin	9/9/10	22.750000 SL	\$141.83	\$88.84		\$0.52	\$6.24	No	\$0.00
20000-009905	Reconnect Rolling Hills Well #1 to Twin	9/9/10	22.750000 SL	\$61.95	\$38.71		\$0.23	\$2.76	No	\$0.00
20000-009906	Reconnect Rolling Hills Well #1 to Twin	9/9/10	22.750000 SL	\$19.27	\$12.08		\$0.07	\$0.84	No	\$0.00
20000-009908	Reconnect Rolling Hills Well #1 to Twin	9/9/10	22.750000 SL	\$381.72	\$239.03		\$1.40	\$16.80	No	\$0.00
20000-009909	Reconnect Rolling Hills Well #1 to Twin	9/9/10	22.750000 SL	\$58.42	\$36.73		\$0.21	\$2.52	No	\$0.00
20000-009910	Reconnect Rolling Hills Well #1 to Twin	9/9/10	22.750000 SL	\$1,136.61	\$712.07		\$4.16	\$49.92	No	\$0.00
20000-009912	Reconnect Rolling Hills Well #1 to Twin	9/9/10	22.750000 SL	\$352.00	\$220.47		\$1.29	\$15.48	No	\$0.00
20000-009914	Reconnect Rolling Hills Well #1 to Twin	9/9/10	22.750000 SL	\$119.40	\$74.69		\$0.44	\$5.28	No	\$0.00
20000-009915	Reconnect Rolling Hills Well #1 to Twin	9/9/10	22.750000 SL	\$826.26	\$517.42		\$3.03	\$36.36	No	\$0.00

20000-009917	Reconnect Rolling Hills Well #1 to Twin	9/9/10	22.750000 SL	\$19.69	\$12.39	\$0.07	\$0.84	No	\$0.00
20000-009920	Reconnect Rolling Hills Well #1 to Twin	9/9/10	22.750000 SL	\$97.46	\$60.96	\$0.36	\$4.32	No	\$0.00
20000-009923	Reconnect Rolling Hills Well #1 to Twin	9/9/10	22.750000 SL	\$66.12	\$41.48	\$0.24	\$2.88	No	\$0.00
20000-009926	Reconnect Rolling Hills Well #1 to Twin	9/9/10	22.750000 SL	\$37.12	\$23.11	\$0.14	\$1.68	No	\$0.00
20000-009944	WTP - Rebuild High Lift Motor #3 - Rewin	9/1/10	22.750000 SL	\$7,344.00	\$4,600.14	\$26.90	\$322.80	Yes	\$7,344.00
20000-009945	WTP - Rebuild High Lift Motor #3 - Remov	9/1/10	22.750000 SL	\$2,700.00	\$1,691.22	\$9.89	\$118.68	Yes	\$2,700.00
20000-009946	WTP - Rebuild High Lift Motor #3 - Rebu	9/1/10	22.750000 SL	\$657.00	\$411.40	\$2.41	\$28.92	Yes	\$657.00
20000-009971	FS&T allocation per % of contract (rever	9/1/10	22.750000 SL	-\$150.02	-\$93.97	-\$0.55	-\$6.60	Yes	-\$150.02
20000-009972	FS&T allocation per % of contract (rever	9/1/10	22.750000 SL	-\$24.90	-\$15.66	-\$0.09	-\$1.08	Yes	-\$24.90
20000-010010	Michachunk Watermain - Amherst - enginee	9/2/10	22.750000 SL	\$719.40	\$450.58	\$2.64	\$31.62	No	\$0.00
20000-010026	Michachunk Watermain - Amherst - PRV & P	9/2/10	22.750000 SL	\$14,680.00	\$9,195.29	\$53.77	\$645.24	No	\$0.00
20000-010035	Michachunk Watermain - Amherst - labor	9/2/10	22.750000 SL	\$14.57	\$9.25	\$0.05	\$0.60	No	\$0.00
20000-010043	Michachunk Watermain - Amherst - labor o	9/2/10	22.750000 SL	\$9.88	\$6.07	\$0.04	\$0.48	No	\$0.00
20000-010046	Michachunk Watermain - Amherst - truck	9/2/10	22.750000 SL	\$2.68	\$1.66	\$0.01	\$0.12	No	\$0.00
20000-010164	Armory Booster Station - Electrical Work	10/2/10	22.750000 SL	\$6,500.00	\$4,071.43	\$23.81	\$285.72	No	\$0.00
20000-010173	Armory Booster Station - Instrumentation	10/2/10	22.750000 SL	\$3,000.00	\$1,879.08	\$10.99	\$131.88	No	\$0.00
20000-010174	Armory Booster Station - Electrical Work	10/2/10	22.750000 SL	\$6,000.00	\$3,758.15	\$21.98	\$263.76	No	\$0.00
20000-010178	Armory Booster Station - 5Hp pumps - 2 @	10/2/10	22.750000 SL	\$3,500.00	\$2,192.31	\$12.82	\$153.84	No	\$0.00
20000-010179	Armory Booster Station - 15Hp pumps - 2	10/2/10	22.750000 SL	\$6,500.00	\$4,071.43	\$23.81	\$285.72	No	\$0.00
20000-010180	Armory Booster Station - Proecess Piping	10/2/10	22.750000 SL	\$32,000.00	\$20,043.83	\$117.22	\$1,406.64	No	\$0.00
20000-010181	Armory Booster Station - Intrumentation	10/2/10	22.750000 SL	\$10,000.00	\$6,263.74	\$36.63	\$439.56	No	\$0.00
20000-010182	Armory Booster Station - Electrical Wor	10/2/10	22.750000 SL	\$13,000.00	\$8,142.82	\$47.62	\$571.44	No	\$0.00
20000-010185	Armory Booster Station - 6 Neptune HP T	10/2/10	22.750000 SL	\$2,337.15	\$1,463.97	\$8.56	\$102.72	No	\$0.00
20000-010186	Armory Booster Station - 6 Flange Acces	10/2/10	22.750000 SL	\$27.02	\$16.88	\$0.10	\$1.20	No	\$0.00
20000-010187	Armory Booster Station - Tricon/E3 Trna	10/2/10	22.750000 SL	\$583.33	\$365.27	\$2.14	\$25.68	No	\$0.00
20000-010192	Armory Booster Station - 5Hp Pumps - 2	10/2/10	22.750000 SL	\$1,000.00	\$626.46	\$3.66	\$43.92	No	\$0.00
20000-010193	Armory Booster Station - 15Hp Pumps - 2	10/2/10	22.750000 SL	\$2,500.00	\$1,565.84	\$9.16	\$109.92	No	\$0.00
20000-010194	Armory Booster Station - Process Piping	10/2/10	22.750000 SL	\$5,000.00	\$3,131.86	\$18.32	\$219.78	No	\$0.00
20000-010197	Armory Booster Station - Electrical Wor	10/2/10	22.750000 SL	\$2,735.70	\$1,713.60	\$10.02	\$120.24	No	\$0.00
20000-010198	Armory Booster Station - Electrical Wor	10/2/10	22.750000 SL	\$1,764.30	\$1,105.21	\$6.46	\$77.52	No	\$0.00
20000-010199	Armory Booster Station - additional fee	10/2/10	22.750000 SL	\$2,322.33	\$1,454.53	\$8.51	\$102.12	No	\$0.00
20000-010200	Armory Booster Station - engineering ti	10/2/10	22.750000 SL	\$757.72	\$474.52	\$2.78	\$33.30	No	\$0.00
20000-010202	Armory Booster Station - AFUDC	10/2/10	22.750000 SL	\$2,124.00	\$1,330.44	\$7.78	\$93.36	No	\$0.00
20000-010203	Armory Booster Station - engineering ti	10/2/10	22.750000 SL	\$1,065.77	\$667.70	\$3.90	\$46.80	No	\$0.00
20000-010204	Armory Booster Station - engineering ti	10/2/10	22.750000 SL	\$725.22	\$454.12	\$2.66	\$31.92	No	\$0.00
20000-010205	Armory Booster Station - AFUDC	10/2/10	22.750000 SL	\$715.01	\$447.83	\$2.62	\$31.44	No	\$0.00
20000-010206	Armory Booster Station	10/2/10	22.750000 SL	\$1,010.65	\$633.14	\$3.70	\$44.40	No	\$0.00
20000-010208	Armory Booster Station - Eng & IS Overhe	10/2/10	22.750000 SL	\$560.36	\$351.09	\$2.05	\$24.60	No	\$0.00
20000-010211	Armory Booster Station - Eng & IS Overhe	10/2/10	22.750000 SL	\$719.81	\$450.75	\$2.64	\$31.68	No	\$0.00
20000-010215	Armory Booster Station - labor	10/2/10	22.750000 SL	\$746.04	\$467.41	\$2.73	\$32.76	No	\$0.00
20000-010216	Armory Booster Station - labor oh	10/2/10	22.750000 SL	\$506.18	\$317.20	\$1.86	\$22.21	No	\$0.00
20000-010217	Armory Booster Station - truck	10/2/10	22.750000 SL	\$65.30	\$40.87	\$0.24	\$2.88	No	\$0.00
20000-010218	Armory Booster Station - labor	10/2/10	22.750000 SL	\$125.89	\$78.91	\$0.46	\$5.52	No	\$0.00
20000-010219	Armory Booster Station - labor oh	10/2/10	22.750000 SL	\$85.42	\$53.63	\$0.31	\$3.72	No	\$0.00
20000-010220	Armory Booster Station - truck	10/2/10	22.750000 SL	\$11.02	\$6.94	\$0.04	\$0.48	No	\$0.00
20000-010221	Armory Booster Station - truck	10/2/10	22.750000 SL	\$4.30	\$2.56	\$0.02	\$0.22	No	\$0.00
20000-010222	Armory Booster Station - labor	10/2/10	22.750000 SL	\$49.14	\$30.78	\$0.18	\$2.16	No	\$0.00
20000-010223	Armory Booster Station - labor oh	10/2/10	22.750000 SL	\$33.34	\$20.94	\$0.12	\$1.44	No	\$0.00

20000-010230	Armory Booster Station - engineering	10/2/10	22.750000 SL	\$492.51	\$308.64		\$1.80	\$21.60	No	\$0.00
20000-010231	Armory Booster Station - Eng & IS Overhe	10/2/10	22.750000 SL	\$899.78	\$563.45		\$3.30	\$39.60	No	\$0.00
20000-010232	Armory Booster Station - Eng & IS Overhe	10/2/10	22.750000 SL	\$351.24	\$219.88		\$1.29	\$15.48	No	\$0.00
20000-010235	Armory Booster Station - AFUDC	10/2/10	22.750000 SL	\$230.30	\$144.40		\$0.84	\$10.08	No	\$0.00
20000-010236	Armory Booster Station - AFUDC	10/2/10	22.750000 SL	\$2,081.00	\$1,303.59		\$7.62	\$91.44	No	\$0.00
20000-010237	Armory Booster Station - AFUDC	10/2/10	22.750000 SL	\$869.11	\$544.53		\$3.18	\$38.16	No	\$0.00
20000-010238	Armory Booster Station - AFUDC	10/2/10	22.750000 SL	\$339.27	\$212.62		\$1.24	\$14.88	No	\$0.00
20000-010283	Drew Woods & Hi-Lo: Derry - Interconnect	11/1/10	22.750000 SL	\$34.95	\$21.80		\$0.13	\$1.56	No	\$0.00
20000-010294	Drew Woods & Hi-Lo: Derry - Interconnect	11/1/10	22.750000 SL	\$606.59	\$380.04		\$2.22	\$26.64	No	\$0.00
20000-010303	Drew Woods & Hi-Lo: Derry - Interconnect	11/1/10	22.750000 SL	\$13.86	\$8.71		\$0.05	\$0.60	No	\$0.00
20000-010304	Drew Woods & Hi-Lo: Derry - Interconnect	11/1/10	22.750000 SL	\$9.39	\$5.98		\$0.04	\$0.42	No	\$0.00
20000-010305	Drew Woods & Hi-Lo: Derry - Interconnect	11/1/10	22.750000 SL	\$3.71	\$2.47		\$0.01	\$0.12	No	\$0.00
20000-010370	Taylor Falls Booster Station Addition -	11/1/10	22.750000 SL	\$232.56	\$145.75	\$237.55	\$0.85	\$10.20	Yes	\$232.56
20000-010372	Taylor Falls Booster Station Addition -	11/1/10	22.750000 SL	\$3,168.57	\$1,984.57	\$3,238.45	\$11.61	\$139.32	Yes	\$3,168.57
20000-010373	Taylor Falls Booster Station Addition -	11/1/10	22.750000 SL	\$3,750.21	\$2,348.95	\$3,832.87	\$13.74	\$164.88	Yes	\$3,750.21
20000-010393	Taylor Falls: Nashua - Booster Station A	11/1/10	22.750000 SL	\$796.60	\$498.87	\$814.23	\$2.92	\$35.04	Yes	\$796.60
20000-010394	Taylor Falls: Nashua - Booster Station A	11/1/10	22.750000 SL	\$18,243.80	\$11,427.31	\$18,644.95	\$66.83	\$801.96	Yes	\$18,243.80
20000-010399	Taylor Falls: Nashua - Booster Station A	11/1/10	22.750000 SL	\$960.20	\$601.33	\$981.49	\$3.52	\$42.24	Yes	\$960.20
20000-010400	Taylor Falls: Nashua - Booster Station A	11/1/10	22.750000 SL	\$336.41	\$210.79	\$343.63	\$1.23	\$14.76	Yes	\$336.41
20000-010406	Taylor Falls Booster Station Addition -	11/1/10	22.750000 SL	\$139.71	\$87.58	\$142.66	\$0.51	\$6.12	Yes	\$139.71
20000-010611	Merrimack River Intake P.S. - Engineerin	11/1/10	22.750000 SL	\$139.92	\$87.73		\$0.51	\$6.12	Yes	\$139.92
20000-010664	Merrimack River Intake: Electric Heaters	12/1/10	22.750000 SL	\$1,464.16	\$917.22		\$5.36	\$64.32	Yes	\$1,464.16
20000-010741	Armory Booster Station -	12/1/10	22.750000 SL	\$4,110.00	\$2,574.40		\$15.06	\$180.66	No	\$0.00
20000-010747	High Pine Booster Station - Pump #3	12/1/10	22.750000 SL	\$2,295.00	\$1,437.40		\$8.41	\$100.92	No	\$0.00
20000-010800	Armory Booster Station - Engineering Ov	12/1/10	22.750000 SL	\$340.55	\$213.22		\$1.25	\$15.00	No	\$0.00
20000-010993	Northwest Pump #2 - Replace Soft Starter	12/1/10	22.750000 SL	\$6,946.92	\$4,351.24		\$25.45	\$305.40	No	\$0.00
20000-011030.1	WTP: Intermediate Pump #3 Rebuild	12/1/10	22.750000 SL	\$11,697.46	\$7,326.77		\$42.85	\$514.20	Yes	\$11,697.46
20000-011030.2	WTP: Intermediate Pump #3 Rebuild	12/1/10	22.750000 SL	\$27,226.16	\$17,053.86		\$99.73	\$1,196.76	Yes	\$27,226.16
20000-011058	East Derry/Drew Woods Interconnection -	12/2/10	22.750000 SL	\$160.63	\$100.56		\$0.59	\$7.08	No	\$0.00
20000-011069	East Derry/Drew Woods Interconnection -	12/2/10	22.750000 SL	\$108.98	\$68.23		\$0.40	\$4.80	No	\$0.00
20000-011074	East Derry/Drew Woods Interconnection -	12/2/10	22.750000 SL	\$36.00	\$22.63		\$0.13	\$1.56	No	\$0.00
20000-011082	East Derry/Drew Woods Interconnection -	12/2/10	22.750000 SL	\$9.71	\$5.98		\$0.04	\$0.42	No	\$0.00
20000-011088	East Derry/Drew Woods Interconnection -	12/2/10	22.750000 SL	\$515.39	\$322.77		\$1.89	\$22.68	No	\$0.00
20000-011089	East Derry/Drew Woods Interconnection -	12/2/10	22.750000 SL	\$1,082.79	\$678.07		\$3.97	\$47.64	No	\$0.00
20000-011126	East Derry/Drew Woods Interconnection -	12/2/10	22.750000 SL	\$542.84	\$339.97		\$1.99	\$23.88	No	\$0.00
20000-011129	East Derry/Drew Woods Interconnection	12/2/10	22.750000 SL	\$51,100.00	\$32,007.69		\$187.18	\$2,246.16	No	\$0.00
20000-011496	Hi-Lo Booster #1 Replacement - Sealant &	3/1/11	22.750000 SL	\$0.00	\$0.00		\$0.00	\$0.33	No	\$0.00
20000-011497	Hi-Lo Booster #1 Replacement - 1hp Grisw	3/1/11	22.750000 SL	\$0.00	\$0.00		\$0.00	\$47.45	No	\$0.00
20000-011498	Hi-Lo Booster #2 Replacement - misc. par	3/1/11	22.750000 SL	\$777.47	\$521.10		\$2.85	\$34.20	No	\$0.00
20000-011499	Hi-Lo Booster #2 Replacement - misc part	3/1/11	22.750000 SL	\$168.62	\$112.95		\$0.62	\$7.44	No	\$0.00
20000-011500	Hi-Lo Booster #2 Replacement - misc part	3/1/11	22.750000 SL	\$88.25	\$59.27		\$0.32	\$3.84	No	\$0.00
20000-011501	Hi-Lo Booster #2 Replacement - labor	3/1/11	22.750000 SL	\$1,510.27	\$1,012.44		\$5.53	\$66.36	No	\$0.00
20000-011502	Hi-Lo Booster #2 Replacement - labor oh	3/1/11	22.750000 SL	\$988.17	\$662.37		\$3.62	\$43.44	No	\$0.00
20000-011503	Hi-Lo Booster #2 Replacement - truck	3/1/11	22.750000 SL	\$280.92	\$188.27		\$1.03	\$12.36	No	\$0.00
20000-011584	Great Bay Treatment - 20.4 GPD, 110 PSI	3/1/11	22.750000 SL	\$975.93	\$654.22		\$3.58	\$42.90	No	\$0.00
20000-011593	Great Bay Treatment - labor	3/1/11	22.750000 SL	\$4.29	\$2.74		\$0.02	\$0.22	No	\$0.00
20000-011598	Great Bay Treatment - labor oh	3/1/11	22.750000 SL	\$2.81	\$1.91		\$0.01	\$0.12	No	\$0.00
20000-011605	Great Bay Treatment - truck	3/1/11	22.750000 SL	\$1.24	\$0.91		\$0.01	\$0.06	No	\$0.00

20000-011607	Great Bay Treatment - AFUDC	3/1/11	22.750000 SL	\$4.25	\$2.74	\$0.02	\$0.18	No	\$0.00
20000-011612	Great Bay Treatment - engineering time	3/1/11	22.750000 SL	\$88.26	\$59.28	\$0.32	\$3.84	No	\$0.00
20000-011643	Great Bay Treatment - AFUDC	3/1/11	22.750000 SL	\$21.37	\$14.26	\$0.08	\$0.96	No	\$0.00
20000-011647	Great Bay Treatment - wet end kit, impel	3/1/11	22.750000 SL	\$261.69	\$175.38	\$0.96	\$11.52	No	\$0.00
20000-011659	Great Bay Treatment - labor	3/1/11	22.750000 SL	\$176.82	\$118.45	\$0.65	\$7.80	No	\$0.00
20000-011666	Great Bay Treatment - labor oh	3/1/11	22.750000 SL	\$115.70	\$77.68	\$0.42	\$5.04	No	\$0.00
20000-011669	Great Bay Treatment - truck	3/1/11	22.750000 SL	\$38.60	\$25.91	\$0.14	\$1.68	No	\$0.00
20000-011674	Great Bay Treatment - AFUDC	3/1/11	22.750000 SL	\$36.72	\$24.70	\$0.14	\$1.62	No	\$0.00
20000-011678	Great Bay Treatment - Engineering Overhe	3/1/11	22.750000 SL	\$31.58	\$21.04	\$0.12	\$1.41	No	\$0.00
20000-011694	WTP Contract #4 - Service Pump #4 (recon	4/1/11	22.750000 SL	\$7,868.57	\$5,274.63	\$28.82	\$345.84	Yes	\$7,868.57
20000-011749	Sweet Hill: Booster Pump #2 Rebuild - Ma	5/1/11	22.750000 SL	\$995.00	\$667.03	\$3.65	\$43.74	No	\$0.00
20000-011750	Sweet Hill: Booster Pump #2 Rebuild - Le	5/1/11	22.750000 SL	\$963.98	\$646.23	\$3.53	\$42.36	No	\$0.00
20000-011780	WTP Contract #4 - Multirange Differentia	5/1/11	22.750000 SL	\$1,794.29	\$1,202.86	\$6.57	\$78.84	Yes	\$1,794.29
20000-011802	Armory Booster Station - 5 HP Pump (Addi	5/1/11	22.750000 SL	\$250.00	\$167.44	\$0.92	\$11.03	No	\$0.00
20000-011803	Armory Booster Station - 15 HP Pump (Add	5/1/11	22.750000 SL	\$500.00	\$335.21	\$1.83	\$21.96	No	\$0.00
20000-011805	Armory Booster Station - Instrumentation	5/1/11	22.750000 SL	\$1,000.00	\$670.42	\$3.66	\$43.92	No	\$0.00
20000-011806	Armory Booster Station - Electrical Work	5/1/11	22.750000 SL	\$1,890.00	\$1,267.02	\$6.92	\$83.04	No	\$0.00
20000-011807	Armory Booster Station - engineering tim	5/1/11	22.750000 SL	\$292.65	\$196.26	\$1.07	\$12.84	No	\$0.00
20000-012008	WTP Contract #4 - remove intermediate pu	7/2/11	22.750000 SL	\$1,156.25	\$775.00	\$4.24	\$50.82	Yes	\$1,156.25
20000-012095	Armory Booster Station - engineering tim	9/1/11	22.750000 SL	\$382.70	\$256.61	\$1.40	\$16.80	No	\$0.00
20000-012100	WTP Contract #4 - Flowserve PSSIII Repai	9/1/11	22.750000 SL	\$600.80	\$402.76	\$2.20	\$26.40	Yes	\$600.80
20000-012139	High Pines Pump Station Repl VFD Pump #2	9/1/11	22.750000 SL	\$6,953.93	\$4,661.50	\$25.47	\$305.64	No	\$0.00
20000-012197	WTP Contract 4 Construction: Filters: Fa	9/1/11	22.750000 SL	-\$30,441.50	-\$20,405.74	-\$111.51	-\$1,338.12	Yes	-\$30,441.50
20000-012227	WTP Contract #4 - Flowserve PSSIII Repai	10/1/11	22.750000 SL	\$600.80	\$402.76	\$2.20	\$26.40	Yes	\$600.80
20000-012305	WTP Contract #4 - Intermediate pump #4	11/1/11	22.750000 SL	\$2,040.85	\$1,367.92	\$7.48	\$89.72	Yes	\$2,040.85
20000-012399	Bedford Water - Pump #2 - Replace Booste	12/1/11	22.750000 SL	\$0.00	\$0.00	-\$84.46	\$101.31	No	\$0.00
20000-012400	Bedford Water - Pump #2 - Replace Booste	12/1/11	22.750000 SL	\$0.00	\$0.00	-\$2.22	\$2.67	No	\$0.00
20000-012766	Bedford Water - Pump #2 - misc. parts	1/1/12	22.750000 SL	\$0.00	\$0.00	-\$11.21	\$13.43	No	\$0.00
20000-012887	Donald St. Bedford: Rebuild Booster Pump	3/1/12	22.750000 SL	\$1,495.00	\$1,067.73	\$5.48	\$65.76	No	\$0.00
20000-012893	WTP: Replace Sludge Pump #2 - Ebara 5hp	3/1/12	22.750000 SL	\$5,596.90	\$3,997.83	\$20.50	\$246.00	Yes	\$5,596.90
20000-013206	Glen Woodlands Rebuild Booster Pump #1 -	7/1/12	22.750000 SL	\$1,525.50	\$1,089.58	\$5.59	\$67.08	No	\$0.00
20000-013221	Timberline Pump Station: Rebuild Booster	7/1/12	22.750000 SL	\$8,596.42	\$6,140.27	\$31.49	\$377.88	No	\$0.00
20000-013222	Timberline Pump Station: Rebuild Booster	7/1/12	22.750000 SL	\$4,180.56	\$2,986.24	\$15.31	\$183.72	No	\$0.00
20000-013223	Timberline Pump Station: Rebuild Booster	7/1/12	22.750000 SL	\$1,712.11	\$1,222.98	\$6.27	\$75.24	No	\$0.00
20000-013224	Timberline Pump Station: Rebuild Booster	7/1/12	22.750000 SL	\$1,171.43	\$836.77	\$4.29	\$51.48	No	\$0.00
20000-013225	Timberline Pump Station: Rebuild Booster	7/1/12	22.750000 SL	\$504.00	\$359.87	\$1.85	\$22.20	No	\$0.00
20000-013275	Souhegan Booster: Replace VFD Pump #1 -	8/1/12	22.750000 SL	\$2,450.79	\$1,750.46	\$8.98	\$107.76	No	\$0.00
20000-013276	Powder Hill: Spare Booster Pump - Pump,	8/1/12	22.750000 SL	\$2,570.13	\$1,835.92	\$9.42	\$112.97	No	\$0.00
20000-013687	Barr Farms (Powder Hill) Booster Pump #	10/1/12	22.750000 SL	\$1,525.50	\$1,089.58	\$5.59	\$67.08	No	\$0.00
20000-013797	Souhegan Booster: Replace VFD Pump #1 -	11/1/12	22.750000 SL	\$548.95	\$392.14	\$2.01	\$24.12	No	\$0.00
20000-013967	Twin Ridge New Well- Backhoe	12/1/12	22.750000 SL	\$69.64	\$49.72	\$0.26	\$3.06	No	\$0.00
20000-013970	Twin Ridge New Well- Truck	12/1/12	22.750000 SL	\$232.12	\$165.82	\$0.85	\$10.20	No	\$0.00
20000-013973	Twin Ridge New Well-LOH	12/1/12	22.750000 SL	\$249.99	\$178.42	\$0.92	\$11.03	No	\$0.00
20000-013976	Twin Ridge New Well- Carryover Labor	12/1/12	22.750000 SL	\$365.38	\$260.93	\$1.34	\$16.08	No	\$0.00
20000-013982	Twin Ridge - New Supply - engineering	12/1/12	22.750000 SL	\$5,175.88	\$3,697.03	\$18.96	\$227.52	No	\$0.00
20000-013984	Twin Ridge - New Supply - electrical wor	12/1/12	22.750000 SL	\$26,287.85	\$18,777.13	\$96.29	\$1,155.48	No	\$0.00
20000-014112	Twin Ridge New Well- carryover	1/1/13	22.750000 SL	\$13,692.10	\$10,382.07	\$50.15	\$601.80	No	\$0.00
20000-014128	WTP: High Lift Pump #3 - replace soft st	2/1/13	22.750000 SL	\$3,098.27	\$2,349.20	\$11.35	\$136.20	Yes	\$3,098.27

20000-014129	WTP: High Lift Pump #3 - replace soft st	2/1/13	22.750000 SL	\$3,877.05	\$2,939.80	\$14.20	\$170.40	Yes	\$3,877.05
20000-014200	Powder Hill: Rebuild Booster Pump #2 - C	3/1/13	22.750000 SL	\$1,295.00	\$982.06	\$4.74	\$56.88	No	\$0.00
20000-014295	Twin Ridge: Replace Booster Pump #1 - Mo	4/1/13	22.750000 SL	\$995.00	\$754.51	\$3.65	\$43.74	No	\$0.00
20000-014313	Powder Hill: Rebuild Booster Pump #2	5/1/13	22.750000 SL	\$649.83	\$492.75	\$2.38	\$28.56	No	\$0.00
20000-014497	Badger Hill: Replace Chlorine Pump, LMI	6/1/13	22.750000 SL	\$1,196.22	\$907.09	\$4.38	\$52.56	No	\$0.00
20000-015205	Farley Rd., Nashua: Pump Station - Devel	11/1/13	22.750000 SL	\$110,000.00	\$83,406.62	\$402.93	\$4,835.16	No	\$0.00
20000-015288	High Lift Pump Nashua, NH - Labor, mater	12/1/13	22.750000 SL	\$13,500.00	\$10,236.28	\$49.45	\$593.40	Yes	\$13,500.00
20000-015289	High Lift Pump Nashua, NH - flowserve re	12/1/13	22.750000 SL	\$675.00	\$511.90	\$2.47	\$29.64	Yes	\$675.00
20000-015290	High Lift Pump Nashua, NH - Labor, mater	12/1/13	22.750000 SL	\$650.00	\$492.89	\$2.38	\$28.56	Yes	\$650.00
20000-015320	Glen Woodlands: Rebuild Booster #1	12/1/13	22.750000 SL	\$1,695.00	\$1,285.17	\$6.21	\$74.52	No	\$0.00
20000-015335	WTP: Replace Sludge Pump - 5hp Hydromati	12/1/13	22.750000 SL	\$5,606.08	\$4,250.74	\$20.54	\$246.42	Yes	\$5,606.08
20000-015799	Hi & Lo: Rebuild Booster #1	4/1/14	22.750000 SL	\$1,495.00	\$1,199.15	\$5.48	\$65.76	No	\$0.00
20000-015800	Sky Meadow, Nashua - Rebuild Pump #2	4/1/14	22.750000 SL	\$1,695.00	\$1,359.68	\$6.21	\$74.52	No	\$0.00
20000-016999	WTP: Rebuild Pump and Motor, Intermedia	7/1/14	22.750000 SL	\$9,985.00	\$8,009.92	\$36.58	\$438.90	Yes	\$9,985.00
20000-017000	WTP: Rebuild Pump and Motor, Intermedia	7/1/14	22.750000 SL	\$9,224.35	\$7,399.71	\$33.79	\$405.48	Yes	\$9,224.35
20000-017096	Powder Hill Bedford - Rebuild Booster Pu	8/1/14	22.750000 SL	\$2,511.00	\$2,014.24	\$9.20	\$110.40	No	\$0.00
20000-017144	WTP- Rebuild Pump and Motor, Intermedia	9/1/14	22.750000 SL	\$4,765.68	\$3,822.90	\$17.46	\$209.52	Yes	\$4,765.68
20000-017444	Glen Woodlands - Rebuild Booster Pump #1	12/1/14	22.750000 SL	\$1,598.38	\$1,282.24	\$5.86	\$70.26	No	\$0.00
20000-017699	Bowers Landing - Replace VFD, Pump #1 -	3/1/15	22.750000 SL	\$3,437.00	\$2,908.22	\$12.59	\$151.08	No	\$0.00
20000-017700	Bowers Landing - Rebuild Pump and Motor,	3/1/15	22.750000 SL	\$1,995.00	\$1,687.99	\$7.31	\$87.72	No	\$0.00
20000-017701	WTP - Rebuild Heat Circulator Pump	3/1/15	22.750000 SL	\$1,895.00	\$1,603.51	\$6.94	\$83.28	Yes	\$1,895.00
20000-017753	Standish Way - Replace Booster # 1 (Amhe	4/1/15	22.750000 SL	\$3,233.70	\$2,736.19	\$11.85	\$142.14	No	\$0.00
20000-017755	Bowers Landing Station - Replace VFD, Bo	4/1/15	22.750000 SL	\$1,465.33	\$1,239.80	\$5.37	\$64.44	No	\$0.00
20000-017879	Milford Booster, Amherst - Rebuild Motor	6/1/15	22.750000 SL	\$1,995.00	\$1,687.99	\$7.31	\$87.72	No	\$0.00
20000-017882	Donald Street: Bedford - Rebuild Booster	6/1/15	22.750000 SL	\$2,495.00	\$2,111.12	\$9.14	\$109.68	No	\$0.00
20000-017946	Timberline Booster Station: Pumps	6/1/15	22.750000 SL	\$51,096.92	\$43,235.79	\$187.17	\$2,246.04	No	\$0.00
20000-017953	Timberline Booster Station: Brass Bushin	6/1/15	22.750000 SL	\$3.87	\$3.42	\$0.01	\$0.12	No	\$0.00
20000-017955	Timberline Booster Station: Electrical	6/1/15	22.750000 SL	\$83,050.75	\$70,273.66	\$304.22	\$3,650.58	No	\$0.00
20000-017956	Timberline Booster Station: Pumps	6/1/15	22.750000 SL	\$4,245.04	\$3,591.94	\$15.55	\$186.60	No	\$0.00
20000-018035	Timberline Booster Station: Pump 1 & 2	7/1/15	22.750000 SL	\$2,931.90	\$2,480.82	\$10.74	\$128.88	No	\$0.00
20000-018036	Timberline Booster Station: Pump #3	7/1/15	22.750000 SL	\$1,314.60	\$1,112.26	\$4.82	\$57.78	No	\$0.00
20000-018037	Timberline Booster Station: Pumps	7/1/15	22.750000 SL	\$1,614.60	\$1,366.35	\$5.91	\$70.92	No	\$0.00
20000-018041	Timberline Booster Station: Pumps	7/1/15	22.750000 SL	\$6,043.13	\$5,113.27	\$22.14	\$265.68	No	\$0.00
20000-018101	Timberline Booster Station: Pumps	8/1/15	22.750000 SL	\$2,295.00	\$1,941.80	\$8.41	\$100.92	No	\$0.00
20000-018284	Replacing Chlorine Feed Pump- Glenn Ridg	9/1/15	22.750000 SL	\$1,135.25	\$960.54	\$4.16	\$49.92	No	\$0.00
20000-018300	Sky Meadow - Rebuild Pump #1	9/1/15	22.750000 SL	\$1,995.00	\$1,687.99	\$7.31	\$87.72	No	\$0.00
20000-018670	WTP - Replace Pump Bearing, High Lift 4	12/1/15	22.750000 SL	\$5,145.75	\$4,354.06	\$18.85	\$226.20	Yes	\$5,145.75
20000-018671	WTP - Replace Jet Pump Mixers (2)	12/1/15	22.750000 SL	\$13,278.59	\$11,235.71	\$48.64	\$583.68	Yes	\$13,278.59
20000-018876	WTP - Replace Jet Pump Mixers (2)	3/1/16	22.750000 SL	\$1,260.22	\$1,121.64	\$4.62	\$55.44	Yes	\$1,260.22
20000-018904	High & Lo - Rebuild Booster Pump #1	3/1/16	22.750000 SL	\$2,288.11	\$2,036.70	\$8.38	\$100.56	No	\$0.00
20000-018930	Maple Haven Booster Station Upgrade	4/1/16	22.750000 SL	\$81,310.55	\$72,375.34	\$297.84	\$3,574.08	No	\$0.00
20000-018931	Maple Haven Booster Station Upgrade - la	4/1/16	22.750000 SL	\$508.93	\$453.10	\$1.86	\$22.32	No	\$0.00
20000-018932	Maple Haven Booster Station Upgrade - la	4/1/16	22.750000 SL	\$357.66	\$318.36	\$1.31	\$15.72	No	\$0.00
20000-018933	Maple Haven Booster Station Upgrade - pi	4/1/16	22.750000 SL	\$121.97	\$108.49	\$0.45	\$5.40	No	\$0.00
20000-018943	Maple Haven Booster Station Upgrade - ba	4/1/16	22.750000 SL	\$69.57	\$61.96	\$0.26	\$3.06	No	\$0.00
20000-018944	Maple Haven Booster Station Upgrade - tr	4/1/16	22.750000 SL	\$224.30	\$199.69	\$0.82	\$9.84	No	\$0.00
20000-019044	Twin Ridge: Chemical Feed Pumps - Replac	4/1/16	22.750000 SL	\$1,796.33	\$1,598.93	\$6.58	\$78.96	No	\$0.00
20000-019119	Maple Haven Booster Station Upgrade	5/1/16	22.750000 SL	\$33,301.00	\$29,641.59	\$121.98	\$1,463.76	No	\$0.00

20000-019121	Maple Haven Booster Station Upgrade	5/1/16	22.750000 SL	\$1.79	\$1.51	\$0.01	\$0.12	No	\$0.00
20000-019122	Maple Haven Booster Station Upgrade	5/1/16	22.750000 SL	\$1.26	\$1.21	\$0.01	\$0.02	No	\$0.00
20000-019177	Drew Woods - Replacement Booster Pump #3	5/2/16	22.750000 SL	\$2,290.41	\$2,038.71	\$8.39	\$100.68	No	\$0.00
20000-019178	WTP - Backwash Return Pump Replacmen	5/2/16	22.750000 SL	\$5,744.16	\$5,112.95	\$21.04	\$252.48	Yes	\$5,744.16
20000-019179	Hi-Lo - Booster #2 New Motor	5/2/16	22.750000 SL	\$1,725.62	\$1,536.01	\$6.32	\$75.84	No	\$0.00
20000-019269	Bedford Water Company - Rebuild Booster	6/1/16	22.750000 SL	\$0.00	\$0.00	-\$55.95	\$67.14	No	\$0.00
20000-019329	Maple Haven Booster Station Upgrade - Ri	7/1/16	22.750000 SL	\$7,257.98	\$6,460.30	\$26.59	\$319.08	No	\$0.00
20000-019330	Maple Haven Booster Station Upgrade - Ri	7/1/16	22.750000 SL	\$29.17	\$25.89	\$0.11	\$1.32	No	\$0.00
20000-019331	Maple Haven Booster Station Upgrade - Ri	7/1/16	22.750000 SL	\$20.50	\$18.22	\$0.08	\$0.90	No	\$0.00
20000-019332	Maple Haven Booster Station Upgrade - Ri	7/1/16	22.750000 SL	\$9.03	\$8.11	\$0.03	\$0.36	No	\$0.00
20000-019403	Milford Booster: Rebuild Booster Pump #1	7/1/16	22.750000 SL	\$4,074.90	\$3,627.02	\$14.93	\$179.16	No	\$0.00
20000-019445	Cabot Preserve - Replace VFD Booster #2	8/1/16	22.750000 SL	\$3,103.18	\$2,762.10	\$11.37	\$136.44	No	\$0.00
20000-05602.2	Pulsator Turbidimeters	4/1/04	22.750000 SL	\$4,882.44	\$1,560.42	\$17.88	\$214.56	Yes	\$4,882.44
20000-05869.21	Bon Terrain: Amherst - LMI Chemical Feed	6/1/05	22.750000 SL	\$0.00	\$0.00	\$0.00	\$41.00	No	\$0.00
20000-05869.22	Bon Terrain: Amherst - Series G Metering	6/1/05	22.750000 SL	\$0.00	\$0.00	\$0.00	\$8.20	No	\$0.00
20000-05869.23	Bon Terrain: Amherst - Series G Metering	6/1/05	22.750000 SL	\$0.00	\$0.00	\$0.00	\$8.60	No	\$0.00
2000-005873.91	RAW WATER MANAGEMENT PROJECT	8/1/05	22.750000 SL	\$3,011.18	\$1,224.32	\$11.03	\$132.36	Yes	\$3,011.18
20000-05873.91	RAW WATER MANAGEMENT PROJECT	6/1/05	22.750000 SL	\$557.07	\$226.49	\$2.04	\$24.48	Yes	\$557.07
20000-07247.2	Northfield Booster Station - Elec Pumpin	12/1/06	22.750000 SL	\$101,000.00	\$44,632.84	\$369.97	\$4,439.64	No	\$0.00
20000-07342.82	DESIGN SERVICE FORWTP IMPROVEMENTS	1/1/07	22.750000 SL	\$1,111.55	\$549.71	\$4.07	\$48.84	Yes	\$1,111.55
20000-07344.82	DESIGN SERVICES FOR WTP IMPROVEMENTS	1/1/07	22.750000 SL	\$69,456.28	\$34,346.48	\$254.42	\$3,053.04	Yes	\$69,456.28
20000-07345.72	DESIGN SERVICES FOR WTP IMPROVEMENTS	1/1/07	22.750000 SL	\$36,322.57	\$17,961.67	\$133.05	\$1,596.60	Yes	\$36,322.57
20300-000003	2-5HP PUMPS/CENTURY MOTORS-SER#306415 &	7/1/88	22.750000 SL	\$0.00	\$0.00	\$0.00	\$0.00	No	\$0.00
20300-000201	Hi-Lo: Derry - (2) 10 HP Gorman-Rupp Mod	12/31/89	22.750000 SL	\$0.00	\$0.00	\$0.00	\$0.00	No	\$0.00
20300-000507	WELL #3 - HI/LO-	11/30/94	22.750000 SL	\$0.00	\$0.00	\$0.00	\$0.00	No	\$0.00
20300-000601	CIRCUIT BREAKER - HI/LO-PUMP STATION	9/30/95	22.750000 SL	\$0.00	\$0.00	\$0.00	\$0.00	No	\$0.00
20300-000602	CONTROL WIRING REVAMP-HI-LO ESTATES	7/31/96	22.750000 SL	\$0.00	\$0.00	\$0.00	\$0.00	No	\$0.00
20300-000652	SCADA PHASE III-	12/31/97	22.750000 SL	\$0.00	\$0.00	\$0.00	\$0.00	No	\$0.00
20300-000670	JASWELL SEAL INSTALLED IN-WELL #2 - DERR	1/29/98	22.750000 SL	\$0.00	\$0.00	\$0.00	\$0.00	No	\$0.00
20300-000800	PLC UPS PROTECTION-HILO-	4/1/02	30.000000 SL	\$0.00	\$0.00	-\$4.15	\$4.98	No	\$0.00
20400-000003	Twin Ridge: Plaistow - (2) 5 HP Pumps -	4/30/88	22.750000 SL	\$5,283.00	\$0.00	\$0.00	\$0.00	No	\$0.00
20400-000500	Twin Ridge: Plaistow - Rebuild Booster P	3/1/94	22.750000 SL	\$467.19	\$0.00	\$0.00	\$0.00	No	\$0.00
20400-000502	Twin Ridge: Plaistow - 3 HP Submersible	3/1/95	22.750000 SL	\$3,650.80	\$0.00	\$0.00	\$0.00	No	\$0.00
20400-000504	Twin Ridge: Plaistow - Replacement Conta	12/1/95	22.750000 SL	\$733.97	\$0.00	\$0.00	\$0.00	No	\$0.00
20400-000603	Twin Ridge: Plaistow - 5 HP Centrifugal	12/31/96	22.750000 SL	\$1,260.00	\$0.00	\$0.00	\$0.00	No	\$0.00
20400-000604	Twin Ridge: Plaistow - Scada Phase III	12/31/96	22.750000 SL	\$0.00	\$0.00	\$0.00	\$0.00	No	\$0.00
20400-000620	Twin Ridge: Plaistow - Scada Phase III	12/31/97	22.750000 SL	\$0.00	\$0.00	\$0.00	\$0.00	No	\$0.00
20400-000851	Twin Ridge: Plaistow - PLC UPS Protectio	4/1/02	30.000000 SL	\$0.00	\$0.00	-\$4.15	\$4.98	No	\$0.00
20500-000005	Drew Woods: Derry - (2) 25 hp Pumps - Se	1/1/91	22.750000 SL	\$0.00	\$0.00	\$0.00	\$0.00	No	\$0.00
20500-000505	Redfield Estates: Derry - (2) Booster Pu	11/30/92	30.000000 SL	\$0.00	\$0.00	\$0.00	\$0.00	No	\$0.00
20500-000604	Drew Woods: Derry - Dug Trench & Electri	3/31/93	22.750000 SL	\$0.00	\$0.00	\$0.00	\$0.00	No	\$0.00
20500-000607	Drew Woods: Derry - Pump House Training	6/30/93	22.750000 SL	\$0.00	\$0.00	\$0.00	\$0.00	No	\$0.00
20500-000704	Drew Woods: Derry - 3/4 hp Air Compresso	3/31/95	22.750000 SL	\$0.00	\$0.00	\$0.00	\$0.00	No	\$0.00
20500-000809	Drew Woods: Derry - SCADA Phase III	12/31/96	22.750000 SL	\$0.00	\$0.00	\$0.00	\$0.00	No	\$0.00
20500-000813	Drew Woods: Derry - SCADA Phase III	12/31/97	22.750000 SL	\$0.00	\$0.00	\$0.00	\$0.00	No	\$0.00
20500-000820	Redfield Estates: Derry (Upper) - Replac	12/1/97	22.750000 SL	\$1,246.90	\$0.00	\$0.00	\$0.00	No	\$0.00
20500-000825	Drew Woods: Derry - 5 hp Pump and Motor	1/14/98	22.750000 SL	\$0.00	\$0.00	\$0.00	\$0.00	No	\$0.00
20500-000842.1	Drew Woods: Derry - New Well Installatio	6/1/99	22.750000 SL	\$6,600.32	\$88.03	\$24.18	\$290.16	No	\$0.00

20500-000842.2	Drew Woods: Derry - New Well Installatio	6/1/99	22.750000 SL	\$2,780.00	\$37.58	\$10.18	\$122.16	No	\$0.00
20500-000842.3	Drew Woods: Derry - New Well Installatio	6/1/99	22.750000 SL	\$2,060.00	\$27.06	\$7.55	\$90.60	No	\$0.00
20500-000842.4	Drew Woods: Derry - New Well Installatio	6/1/99	22.750000 SL	\$1,320.00	\$17.16	\$4.84	\$58.08	No	\$0.00
20500-000842.5	Drew Woods: Derry - New Well Installatio	6/1/99	22.750000 SL	\$510.00	\$38.41	\$0.99	\$11.82	No	\$0.00
20500-000842.6	Drew Woods: Derry - New Well Installatio	6/1/99	22.750000 SL	\$3,300.00	\$43.59	\$12.09	\$145.08	No	\$0.00
20500-000842.7	Drew Woods: Derry - New Well Installatio	6/1/99	22.750000 SL	\$1,250.00	\$16.26	\$4.58	\$54.96	No	\$0.00
20500-000842.8	Drew Woods: Derry - New Well Installatio	6/1/99	22.750000 SL	\$1,420.00	\$20.29	\$5.19	\$62.28	No	\$0.00
20500-000848	Redfield Estates: Derry - 10 hp Baldor M	12/1/99	22.750000 SL	\$0.00	\$0.00	\$0.00	\$19.50	No	\$0.00
20500-000902.1	Drew Woods: Derry - Replaced Wire @ Well	1/1/00	22.750000 SL	\$925.20	\$68.83	\$3.39	\$40.68	No	\$0.00
20500-000902.2	Drew Woods: Derry - 3 hp Pump @ Well #3	1/1/00	22.750000 SL	\$2,816.00	\$210.29	\$10.31	\$123.72	No	\$0.00
20500-000903	Drew Woods: Derry - 3 hp Submersible Pum	3/1/00	22.750000 SL	\$4,461.60	\$332.83	\$16.34	\$196.08	No	\$0.00
20500-000913	Drew Woods: Derry - Fire Protection	12/1/01	22.750000 SL	\$11,426.08	\$1,551.65	\$41.85	\$502.20	No	\$0.00
20500-000913.1	Drew Woods: Derry - Fire Protection	9/1/01	22.750000 SL	\$100,480.01	\$13,644.43	\$368.06	\$4,416.72	No	\$0.00
20500-000913.2	Drew Woods: Derry - Fire Protection	10/1/01	22.750000 SL	\$13,046.95	\$1,771.75	\$47.79	\$573.48	No	\$0.00
20500-001005	Drew Woods: Derry - PLC UPS Protection	4/1/02	30.000000 SL	\$0.00	\$0.00	\$0.00	\$14.95	No	\$0.00
20500-001041	Drew Woods: Derry - 1 hp Air Compressor	2/1/05	30.000000 SL	\$0.00	\$0.00	\$0.00	\$12.81	No	\$0.00
20600-000080	Wire Generator Panel for 10.5 kW Portabl	12/1/01	22.750000 SL	\$0.00	\$0.00	\$0.00	\$47.16	No	\$0.00
20600-000203	2 WELL PUMPS/ 2 BOOSTER PUMPS-GLENRIDGE,	9/30/89	22.750000 SL	\$0.00	\$0.00	\$0.00	\$0.00	No	\$0.00
20600-000401	NEW ELECTRIC LINE AT PUMP-HOUSE-GLENNRID	11/30/91	30.000000 SL	\$955.30	\$0.00	\$0.00	\$0.00	No	\$0.00
20600-000402	5 HP PUMP INSTALLED AT-GLENNRIDGE WELL #	12/31/91	22.750000 SL	\$0.00	\$0.00	\$0.00	\$0.00	No	\$0.00
20600-000501	ELECTRIC PUMPING UNIT-BOOSTER-	12/31/92	22.750000 SL	\$0.00	\$0.00	\$0.00	\$0.00	No	\$0.00
20600-000657	Glenn Ridge: Derry - SCADA Phase III	12/31/96	22.750000 SL	\$0.00	\$0.00	\$0.00	\$0.00	No	\$0.00
20600-000700	Glenn Ridge: Derry - SCADA Phase III	12/31/97	22.750000 SL	\$0.00	\$0.00	\$0.00	\$0.00	No	\$0.00
20600-000704	Glenn Ridge: Derry - Pump Repair	9/30/97	22.750000 SL	\$0.00	\$0.00	\$0.00	\$0.00	No	\$0.00
20600-000705	Glenn Ridge: Derry - Raised Well #2	10/31/97	22.750000 SL	\$495.40	\$0.00	\$0.00	\$0.00	No	\$0.00
20600-000751	Glenn Ridge: Derry - Install Hydrostatic	12/1/98	30.000000 SL	\$0.00	\$0.00	-\$17.94	\$21.55	No	\$0.00
20600-000800	Glenn Ridge: Derry - Booster Pump	2/1/00	22.750000 SL	\$0.00	\$0.00	\$0.00	\$9.15	No	\$0.00
20600-000853	Glenn Ridge: Derry - PLC UPS Protection	4/1/02	30.000000 SL	\$0.00	\$0.00	-\$4.15	\$4.98	No	\$0.00
20800-000103.1	Bedford Water Company: Bedford - Booster	9/1/91	22.750000 SL	\$0.00	\$0.00	\$0.00	\$0.00	No	\$0.00
20800-000103.2	Bedford Water Company: Bedford - AIir Co	9/1/91	22.750000 SL	\$0.00	\$0.00	\$0.00	\$0.00	No	\$0.00
20800-000105	Bedford Water Company: Bedford - Control	12/31/91	30.000000 SL	\$0.00	\$0.00	\$0.00	\$0.00	No	\$0.00
20800-000251	Bedford Water Company: Bedford - Install	6/30/94	22.750000 SL	\$0.00	\$0.00	\$0.00	\$0.00	No	\$0.00
20800-000252	Bedford Water Company: Bedford - Emergen	7/1/94	22.750000 SL	\$0.00	\$0.00	\$0.00	\$0.00	No	\$0.00
20800-000254	Bedford Water Company: Bedford - Control	12/30/95	22.750000 SL	\$0.00	\$0.00	\$0.00	\$0.00	No	\$0.00
20800-000312	Bedford Water Company: Bedford - Raised	3/18/97	22.750000 SL	\$0.00	\$0.00	\$0.00	\$0.00	No	\$0.00
20800-000313	Bedford Water Company: Bedford - Pump Re	5/31/97	22.750000 SL	\$0.00	\$0.00	\$0.00	\$0.00	No	\$0.00
20800-000450	Bedford Water Company: Bedford - Well #1	4/1/02	22.750000 SL	\$0.00	\$0.00	-\$127.90	\$153.48	No	\$0.00
21000-000003.1	Maple Haven: Derry - (3) Well Pumps - 5	6/30/93	22.750000 SL	\$3,643.00	\$1,069.30	\$6.68	\$80.16	No	\$0.00
21000-000003.2	Maple Haven: Derry - (2) Booster Pumps	6/30/93	22.750000 SL	\$0.00	\$0.00	\$2.22	\$51.06	No	\$0.00
21000-000003.3	Maple Haven: Derry - Pumping Equipment	6/30/93	22.750000 SL	\$0.00	\$0.00	\$3.86	\$88.78	No	\$0.00
21000-000101	Maple Haven: Derry - Inline Check Valve	6/30/94	22.750000 SL	\$0.00	\$0.00	\$0.00	\$0.00	No	\$0.00
21000-000102	Maple Haven: Derry - (1) 1HP Goulds Pump	10/11/94	22.750000 SL	\$0.00	\$0.00	\$0.00	\$0.00	No	\$0.00
21000-000303	Maple Haven: Derry - SCADA Phase III	12/31/96	22.750000 SL	\$0.00	\$0.00	\$0.00	\$0.00	No	\$0.00
21000-000321	Maple Haven: Derry - SCADA Phase III	12/31/97	22.750000 SL	\$0.00	\$0.00	\$0.00	\$0.00	No	\$0.00
21000-000401	Maple Haven: Derry - Wire Generator Pane	12/1/01	22.750000 SL	\$0.00	\$0.00	\$3.93	\$90.39	No	\$0.00
21000-000450	Maple Haven: Derry - PLC UPS Protection	4/1/02	30.000000 SL	\$0.00	\$0.00	-\$4.15	\$4.98	No	\$0.00
21100-000005	Glenwoodlands: Epping - (1) 5 HP Jockey	11/1/95	22.750000 SL	\$0.00	\$0.00	\$0.00	\$0.00	No	\$0.00
21100-000006	Glenwoodlands: Epping - (2) 5HP Well Pum	11/1/95	22.750000 SL	\$0.00	\$0.00	\$0.00	\$0.00	No	\$0.00

21100-00004.2	Glenwoodlands: Epping - (1) 5 HP Booster	11/1/95	22.750000 SL	\$0.00	\$0.00	\$0.00	\$0.00	No	\$0.00
21100-000100	Glenwoodlands: Epping - Install 3/4 HP O	5/31/96	30.000000 SL	\$726.65	\$207.53	\$2.31	\$27.72	No	\$0.00
21100-000103	Glenwoodlands: Epping - SCADA Phase III	12/31/96	22.750000 SL	\$0.00	\$0.00	\$0.00	\$0.00	No	\$0.00
21100-000111	Glenwoodlands: Epping - SCADA Phase III	12/31/97	22.750000 SL	\$0.00	\$0.00	\$0.00	\$0.00	No	\$0.00
50000-011201	PUMPING EQUIPMENT AT-SKYMEDOW PUMP UPGR	6/1/98	22.750000 SL	\$4,000.00	\$0.00	\$0.00	\$0.00	No	\$0.00
50000-011203	PUMPS AT BOOSTER STATIONS-AVD INTERCONNE	12/1/93	22.750000 SL	\$9,000.00	\$0.00	\$0.00	\$0.00	No	\$0.00
50000-011207	PUMPING EQUIP. AT TAYLOR FALLS-STATION D	12/31/95	22.750000 SL	\$51,138.00	\$0.00	\$0.00	\$0.00	Yes	\$51,138.00
50000-011209	PUMPS AT BOOSTER STATION-UPGRADE-GREAT B	11/1/99	22.750000 SL	\$0.00	\$0.00	\$0.00	\$192.95	No	\$0.00
50000-011213.2	PUMPS AT MILFORD BOOSTER-PUMP CONSTRUCTI	7/1/88	22.750000 SL	\$13,382.00	\$0.00	\$0.00	\$0.00	No	\$0.00
50000-11211.22	PUMPS AT AUTUMN WOODS-BOOSTER STATION	12/1/98	22.750000 SL	\$12,935.13	\$0.00	\$0.00	\$0.00	No	\$0.00
Report Total				\$6,459,906.86	\$2,957,011.08	\$36,209.44	\$20,969.19	\$257,398.97	\$4,054,650.53

	Based on Gross Book Value			Based on Net Book Value		
	Equity	Debt		Equity	Debt	
	0.5	0.5		0.5	0.5	
\$ 36,658.22	\$ 18,329.11	\$ 18,329.11	\$ 21,760.12	\$ 10,880.06	\$ 10,880.06	
City Premium -	2.27		City Premium -	2.27		
Station Value -	\$ 59,936.19		Station Value -	\$ 35,577.80		

Water Treatment Plant Equipment

This is average of all active assets in 320

Deprciation Life- 18.56 years

Asset Code	Description	Date Capitalized	Asset Life	Depn Code	GBV	NBV	Per Depn	YTD Depn	Hudson		
									Allocable?	GBV Value	
20000-000617	BUNG MIXER (CALGON)-NON-TAXABLE	7/1/80	15.000000	SL		\$0.00	\$0.00	\$0.00	\$0.00	Yes	\$0.00
20000-000622	1 HP PORTABLE AGITATOR W/-ADDITIONAL 16	7/1/77	15.000000	SL		\$0.00	\$0.00	\$0.00	\$0.00	Yes	\$0.00
20000-000623	PORTABLE AGITATOR 1/3 HP-SER# 3638217	7/1/75	15.000000	SL		\$0.00	\$0.00	\$0.00	\$0.00	Yes	\$0.00
20000-000646.2	RAW WATER SCREENING-	7/1/80	30.250000	SL		\$0.00	\$0.00	-\$1,392.29	\$1,670.77	Yes	\$0.00
20000-000655.1	MISC. GENERAL EQUIPMENT FOR WTP	1/1/83	30.250000	SL		\$0.00	\$0.00	\$0.00	\$0.00	Yes	\$0.00
20000-000661	Pressure Gauges & Receivers	7/1/74	22.000000	SL		\$0.00	\$0.00	\$0.00	\$0.00	Yes	\$0.00
20000-000662	PWW WORK ORDERS FOR PLUGGING-24 LINE ON	7/1/83	22.000000	SL		\$0.00	\$0.00	\$0.00	\$0.00	Yes	\$0.00
200-00001173	Shaker Heights - Install Water Softening	11/1/17	13.670000	SL		\$0.00	\$0.00	\$0.00	\$51.43	No	\$0.00
200-00001176	Shaker Heights - Install Water Softening	11/1/17	13.670000	SL		\$0.00	\$0.00	\$0.00	\$18.60	No	\$0.00
200-00001177	Shaker Heights - Install Water Softening	11/1/17	13.670000	SL		\$0.00	\$0.00	\$0.00	\$12.64	No	\$0.00
200-00001178	Shaker Heights - Install Water Softening	11/1/17	13.670000	SL		\$0.00	\$0.00	\$0.00	\$6.29	No	\$0.00
20000-002129	REPAIR TRAVELLING SCREEN-TREATMENT PLANT	9/1/90	15.000000	SL		\$0.00	\$0.00	\$0.00	\$0.00	Yes	\$0.00
20000-002265	CHLORINE MONITORING SYSTEM-TREATMENT PLA	12/31/91	15.000000	SL		\$0.00	\$0.00	\$0.00	\$0.00	Yes	\$0.00
200-00002378	Replace Hi Lift#4 Soft Starter Mechanism	4/1/18	30.250000	SL		\$4,738.81	\$4,660.48	\$8.73	\$78.33	No	\$0.00
200-00002387	Replace Turbidimeter Controller - Filter	4/1/18	15.000000	SL		\$3,246.27	\$3,138.06	\$12.05	\$108.21	Yes	\$3,246.27
20000-002452.1	LMI Model A141-152S - AVD	8/31/93	15.000000	SL		\$0.00	\$0.00	\$0.00	\$0.00	No	\$0.00
20000-002452.2	18 x 33 Solution Crock - AVD	8/31/93	15.000000	SL		\$0.00	\$0.00	\$0.00	\$0.00	No	\$0.00
20000-002452.3	115 Volt Mixer - AVD	8/31/93	15.000000	SL		\$0.00	\$0.00	\$0.00	\$0.00	No	\$0.00
20000-002454	FEED PUMP/MIXER/BATCH TANK-CORROSION CON	8/31/93	22.000000	SL		\$0.00	\$0.00	\$0.00	\$0.00	No	\$0.00
20000-002473	LMI Model A141-15S2 - AVD	9/30/93	15.000000	SL		\$0.00	\$0.00	\$0.00	\$0.00	No	\$0.00
20000-002483	LMI Chemical Feed Pump A141-152S - AVD	12/1/93	15.000000	SL		\$0.00	\$0.00	\$0.00	\$0.00	No	\$0.00
20000-002606	80 Gallon Air Receiver - WTP	2/28/94	22.000000	SL		\$1,667.89	\$0.00	\$0.00	\$0.00	Yes	\$1,667.89
20000-002694	SALALIFT W/WINCH & BAG-& MOUNTING BASE-N	9/30/94	30.250000	SL		\$0.00	\$0.00	-\$33.48	\$40.22	Yes	\$0.00
20000-002695	GAS MONITOR KIT FOR CONFINED-SPACE-NON T	9/30/94	30.250000	SL		\$0.00	\$0.00	-\$25.76	\$30.87	Yes	\$0.00
20000-002696	4-7' SECTIONS PLYWOOD DECK-NON TAXABLE	9/30/94	30.250000	SL		\$0.00	\$0.00	-\$4.86	\$5.81	Yes	\$0.00
20000-002699	SWDA ORGANIC PRECURSOR-REDUCTION STUDY	9/30/94	15.000000	SL		\$0.00	\$0.00	\$0.00	\$0.00	Yes	\$0.00
20000-002724	PLANT MODIFICATION - TRT PLT-	11/30/94	15.000000	SL		\$0.00	\$0.00	\$0.00	\$0.00	Yes	\$0.00
200-00002884	Filter to Waste Valve Acuator	9/1/18	30.250000	SL		\$5,020.80	\$4,937.81	\$20.74	\$82.99	Yes	\$5,020.80
20000-002902	Bon Terrain: Amherst - Corrosion Control	12/31/95	15.000000	SL		\$0.00	\$0.00	\$0.00	\$0.00	No	\$0.00
20000-002927	REPLACED UNIT HEATERS-TREATMENT PLANT	12/21/95	30.250000	SL		\$0.00	\$0.00	-\$13.37	\$16.05	Yes	\$0.00
20000-003016	Bon Terrain: Amherst - Corrosion Control	2/29/96	15.000000	SL		\$0.00	\$0.00	\$0.00	\$0.00	No	\$0.00
20000-003021	PH/ORP ANALYZER & PH-CONTROLLER/PROBE -B	3/1/96	15.000000	SL		\$0.00	\$0.00	\$0.00	\$0.00	No	\$0.00
20000-003023	DRIVE PINS INSTALLED ON 2-HYDROVANE AIR	3/1/96	22.000000	SL		\$0.00	\$0.00	\$0.00	\$0.00	No	\$0.00
20000-003238	48" Pratt Waste Gate Valve	3/31/97	22.000000	SL		\$0.00	\$0.00	\$0.00	\$0.00	Yes	\$0.00
20000-003269	SCADA PHASE III-	12/31/97	15.000000	SL		\$0.00	\$0.00	\$0.00	\$0.00	No	\$0.00
200-00004010	Replace 18in Backwash Acuator	12/1/18	30.250000	SL		\$3,564.80	\$3,505.88	\$58.92	\$58.92	Yes	\$3,564.80
20000-004066	C-5 CHEMICAL FEED PUMP-ENGLISH WOODS	10/1/98	15.000000	SL		\$657.46	\$0.00	\$0.00	\$0.00	No	\$0.00
20000-004084	GENERAL ELECTRIC CONTRACTOR-KITS	11/1/98	15.000000	SL		\$0.00	\$0.00	\$0.00	\$0.00	No	\$0.00
20000-004099	CHEMICAL PUMP PACING-BON TERRAIN	12/1/98	15.000000	SL		\$0.00	\$0.00	\$0.00	\$0.00	No	\$0.00
20000-004100	CHEMICAL PUMP PACING-AVD	12/1/98	15.000000	SL		\$0.00	\$0.00	\$0.00	\$0.00	No	\$0.00
200-00004137	Streaming Current Monitor	12/3/18	15.000000	SL		\$10,695.00	\$10,338.50	\$356.50	\$356.50	Yes	\$10,695.00
20000-004230	FILTRATION PILOT PLANT-	7/1/99	15.000000	SL		\$0.00	\$0.00	\$0.00	\$0.00	Yes	\$0.00
20000-004231	RADON REMOVAL- AUTUMN WOODS-	3/1/99	15.000000	SL		\$815.00	\$0.00	\$0.00	\$0.00	No	\$0.00
20000-004232	10 MITER SAW - WTP-	3/1/99	30.250000	SL		\$0.00	\$0.00	-\$4.70	\$5.64	Yes	\$0.00

20000-004265	CHLORINATION SYSTEM-SWEET HILL	4/1/99	15.000000	SL	\$0.00	\$0.00	\$0.00	\$0.00	No	\$0.00
20000-004327	INSTALL C-5/IRON-MANGANESE-SOUHEGAN WOOD	7/1/99	15.000000	SL	\$0.00	\$0.00	\$0.00	\$0.00	No	\$0.00
20000-004328	Autumn Woods: Salem - Atmospheric Tank	7/1/99	22.000000	SL	\$56,519.12	\$0.00	\$0.00	\$0.00	No	\$0.00
20000-004377	INDUSTRIAL HEAT EXCHANGER-FOR EMERGENCY	10/1/99	30.250000	SL	\$0.00	\$0.00	-\$25.88	\$30.99	No	\$0.00
20000-004389	PH ELECTRODE MODEL#P6OC-6-1-BON TERRAIN	11/1/99	15.000000	SL	\$0.00	\$0.00	\$0.00	\$0.00	No	\$0.00
20000-004501	GREAT BAY BOOSTER STATION-UPGRADE	1/1/00	15.000000	SL	\$4,850.59	\$0.00	\$0.00	\$0.00	No	\$0.00
20000-004560	WATER LEVEL INDICATOR-ROCTEST	3/1/00	30.250000	SL	\$0.00	\$0.00	-\$14.21	\$17.03	No	\$0.00
20000-004726	BON TERRAIN CAUSTIC DELIVERY-IMPROVEMENT	3/1/01	15.000000	SL	\$2,737.01	\$0.00	\$0.00	\$0.00	No	\$0.00
20000-004750	BON TERRAIN BULK STORAGE-& CONTAINMENT I	7/1/01	15.000000	SL	\$421.53	\$0.00	\$0.00	\$0.00	No	\$0.00
20000-004750.0	BON TERRAIN BULK STORAGE & CONTAINMENT I	5/1/01	15.000000	SL	\$15,219.98	\$0.00	\$0.00	\$0.00	No	\$0.00
20000-004750.1	BON TERRAIN BULK STORAGE & CONTAINMENT I	6/1/01	15.000000	SL	\$2,799.36	\$0.00	\$0.00	\$0.00	No	\$0.00
20000-004766	TRAVELING SCREEN ROLLER-REPLACEMENT	6/1/01	15.000000	SL	\$0.00	\$0.00	\$0.00	\$0.00	Yes	\$0.00
20000-004791	LOT WATER ANALYSIS-BON TERRAIN	8/1/01	15.000000	SL	\$0.00	\$0.00	\$0.00	\$0.00	No	\$0.00
20000-004829.1	Turbidimeter - Low Range Process with PS	12/1/01	15.000000	SL	\$0.00	\$0.00	\$0.00	\$0.00	Yes	\$0.00
20000-004829.2	Turbidimeter - Low Range Process with PS	12/1/01	15.000000	SL	\$0.00	\$0.00	\$0.00	\$0.00	Yes	\$0.00
20000-004829.3	Turbidimeter - Low Range Process with PS	12/1/01	15.000000	SL	\$0.00	\$0.00	\$0.00	\$0.00	Yes	\$0.00
20000-004829.6	Turbidimeter - Low Range Process with PS	12/1/01	15.000000	SL	\$0.00	\$0.00	\$0.00	\$0.00	Yes	\$0.00
20000-004836	PURIFICATION SYS. EQUIP.-VALLEYFIELD	12/1/01	15.000000	SL	\$1,745.57	\$0.00	\$0.00	\$0.00	No	\$0.00
20000-005128.1	WTP Particle Counters - (6) Digital Part	9/1/02	15.000000	SL	\$28,226.00	\$0.00	\$0.00	\$0.00	Yes	\$28,226.00
20000-005128.2	WTP Particle Counters - (5) Analyzers 17	10/1/02	15.000000	SL	\$11,576.82	\$0.00	\$0.00	\$0.00	Yes	\$11,576.82
20000-005214	Portable Pressure Calibrator - WTP	1/1/03	30.250000	SL	\$2,101.55	\$1,040.02	\$5.88	\$70.56	Yes	\$2,101.55
20000-005215.1	WATER TREATMENT PLANT RESIDUAL LAGOONS	2/1/03	30.250000	SL	\$774.50	\$386.74	\$2.19	\$26.22	Yes	\$774.50
20000-005215.2	WATER TREATMENT PLANT RESIDUAL LAGOONS	3/1/03	30.250000	SL	\$6,773.15	\$3,381.56	\$19.10	\$229.20	Yes	\$6,773.15
20000-005215.3	WATER TREATMENT PLANT RESIDUAL LAGOONS	4/1/03	30.250000	SL	\$4,380.32	\$2,186.83	\$12.36	\$148.26	Yes	\$4,380.32
20000-005215.4	WATER TREATMENT PLANT RESIDUAL LAGOONS	5/1/03	30.250000	SL	\$153.87	\$76.93	\$0.43	\$5.16	Yes	\$153.87
20000-005423	UNIT #99-MULTIMETER LODGING-AND ACCESSOR	7/1/03	22.000000	SL	\$0.00	\$0.00	-\$8.95	\$10.74	Yes	\$0.00
20000-005503	AVD: Amherst - 120V CL2 Analyzer	12/1/03	15.000000	SL	\$0.00	\$0.00	-\$0.01	\$180.42	No	\$0.00
20000-005505	Autumn Woods: Salem - 120V CL2 Analyzer	12/1/03	15.000000	SL	\$3,871.19	\$0.00	\$0.00	\$129.03	No	\$0.00
20000-005506	WTP Streaming Current Monitor Dura-Trac	12/1/03	22.000000	SL	\$0.00	\$0.00	-\$226.70	\$272.04	Yes	\$0.00
20000-005507	WTP Lagoons - DES Upgrade	12/1/03	30.250000	SL	\$139,543.30	\$69,996.33	\$384.42	\$4,613.04	Yes	\$139,543.30
20000-005605	WATER TREATMENT PLANT-LAGOONS - DES UPGR	4/1/04	30.250000	SL	\$33,817.64	\$17,945.94	\$93.16	\$1,117.92	Yes	\$33,817.64
20000-005605.1	WATER TREATMENT PLANT LAGOONS - DES UPGR	6/1/04	30.250000	SL	\$13,229.52	\$6,999.40	\$37.03	\$444.36	Yes	\$13,229.52
20000-005605.2	WATER TREATMENT PLANT LAGOONS - DES UPGR	8/1/04	30.250000	SL	\$153.35	\$81.09	\$0.43	\$5.16	Yes	\$153.35
20000-005605.3	WATER TREATMENT PLANT LAGOONS - DES UPGR	12/1/04	30.250000	SL	\$1,857.13	\$982.52	\$5.20	\$62.40	Yes	\$1,857.13
20000-005605.4	WATER TREATMENT PLANT LAGOONS - DES UPGR	6/1/05	30.250000	SL	\$2,335.00	\$1,304.88	\$6.49	\$77.88	Yes	\$2,335.00
20000-005621	Streaming Current Monitor - WTP - Engine	5/1/04	22.000000	SL	\$0.00	\$0.00	-\$9.67	\$11.56	Yes	\$0.00
20000-005857	Badger Hill: Milford - Installation of F	5/1/05	15.000000	SL	\$4,785.05	\$478.53	\$26.59	\$319.02	No	\$0.00
20000-005873.2	RAW WATER MANAGEMENT PROJECT	10/1/05	15.000000	SL	\$11,462.85	\$1,146.33	\$63.69	\$764.21	Yes	\$11,462.85
20000-0060801	RADON TREATMENT AT ENGLISH WOODS	8/1/06	15.000000	SL	\$7,823.40	\$1,303.95	\$43.47	\$521.58	No	\$0.00
20000-0060802	RAW WATER MANAGEMENT PROJECT - WTP 2006	8/1/06	15.000000	SL	\$40,795.29	\$6,799.20	\$226.64	\$2,719.68	Yes	\$40,795.29
20000-006087	CHLORINE MONITOR INSTALLATION AT TWIN RI	12/1/05	15.000000	SL	\$1,661.77	\$166.23	\$9.24	\$110.82	No	\$0.00
20000-006088	CHLORINE MONITOR INSTALLATION AT REDFIEL	12/1/05	15.000000	SL	\$0.00	\$0.00	-\$56.03	\$67.23	No	\$0.00
20000-006090	CHLORINE MONITOR INSTALLATION AT HI-LO	12/1/05	15.000000	SL	\$2,045.80	\$204.57	\$11.37	\$136.38	No	\$0.00
20000-006091	ARSENIC TREATMENT AT GLENWOODLANDS	12/1/05	15.000000	SL	\$42,477.03	\$4,247.73	\$235.99	\$2,831.82	No	\$0.00
20000-006276	GLENRIDGE URANIUM TREATMENT	3/1/06	15.000000	SL	\$21,301.84	\$3,550.35	\$118.35	\$1,420.14	No	\$0.00
20000-006278	ARSENIC TREATMENT GLENWOODLANDS	3/1/06	15.000000	SL	\$1,729.74	\$288.24	\$9.61	\$115.32	No	\$0.00
20000-007044	BADGER HILL GREENSAND TREATMENT SYSTEM	10/1/06	15.000000	SL	\$22,614.66	\$3,769.05	\$125.64	\$1,507.67	No	\$0.00
20000-007103	GW CHLORINE MONITOR - GLENN RIDGE	10/1/06	15.000000	SL	\$2,961.94	\$493.65	\$16.46	\$197.46	No	\$0.00

20000-008995	Glenwoodlands: Epping - Arsenic Media Re	12/1/09	7.000000	SL	\$14,516.80	\$0.00	\$0.00	\$0.00	n	\$0.00
20000-009255	PH Analyzer - Bon Terrain - pH Unit NEMA	5/1/10	30.250000	SL	\$826.80	\$594.40	\$2.28	\$27.36	n	\$0.00
20000-009256	PH Analyzer - Bon Terrain - Convertible	5/1/10	30.250000	SL	\$587.89	\$422.70	\$1.62	\$19.44	n	\$0.00
20000-009257	PH Analyzer - Bon Terrain - pH/ORP Mount	5/1/10	30.250000	SL	\$122.87	\$88.30	\$0.34	\$4.08	n	\$0.00
20000-009973	FS&T allocation per % of contract (rever	9/1/10	15.000000	SL	-\$47.58	-\$20.67	-\$0.27	-\$3.18	Yes	-\$47.58
20000-009974	FS&T allocation per % of contract (rever	9/1/10	30.250000	SL	-\$8,087.73	-\$5,815.17	-\$22.28	-\$267.36	Yes	-\$8,087.73
20000-010291	Drew Woods & Hi-Lo: Derry - Interconnect	11/1/10	30.250000	SL	\$626.92	\$450.68	\$1.73	\$20.76	No	\$0.00
20000-010300	Drew Woods & Hi-Lo: Derry - Interconnect	11/1/10	30.250000	SL	\$36.13	\$25.98	\$0.10	\$1.20	No	\$0.00
20000-010306	Drew Woods & Hi-Lo: Derry - Interconnect	11/1/10	30.250000	SL	\$14.30	\$10.27	\$0.04	\$0.48	No	\$0.00
20000-010307	Drew Woods & Hi-Lo: Derry - Interconnect	11/1/10	30.250000	SL	\$9.71	\$6.87	\$0.03	\$0.36	No	\$0.00
20000-010308	Drew Woods & Hi-Lo: Derry - Interconnect	11/1/10	30.250000	SL	\$3.84	\$2.77	\$0.01	\$0.12	No	\$0.00
20000-011059	East Derry/Drew Woods Interconnection -	12/2/10	30.250000	SL	\$17.25	\$12.31	\$0.05	\$0.60	No	\$0.00
20000-011068	East Derry/Drew Woods Interconnection -	12/2/10	30.250000	SL	\$11.70	\$8.48	\$0.03	\$0.36	No	\$0.00
20000-011075	East Derry/Drew Woods Interconnection -	12/2/10	30.250000	SL	\$3.87	\$2.80	\$0.01	\$0.12	No	\$0.00
20000-011083	East Derry/Drew Woods Interconnection -	12/2/10	30.250000	SL	\$1.04	\$0.87	\$0.00	\$0.00	No	\$0.00
20000-011090	East Derry/Drew Woods Interconnection -	12/2/10	30.250000	SL	\$229.94	\$165.46	\$0.63	\$7.56	No	\$0.00
20000-011115	East Derry/Drew Woods Interconnection	12/2/10	30.250000	SL	\$5,488.08	\$3,945.95	\$15.12	\$181.44	No	\$0.00
20000-011538	Great Bay Treatment - brass hose barb, h	3/1/11	30.250000	SL	\$127.78	\$96.19	\$0.35	\$4.20	No	\$0.00
20000-011540	Great Bay Treatment - 3 & 4 saddle tap f	3/1/11	30.250000	SL	\$122.56	\$92.09	\$0.34	\$4.08	No	\$0.00
20000-011541	Great Bay Treatment - Sanitron UV	3/1/11	30.250000	SL	\$1,701.69	\$1,279.72	\$4.69	\$56.28	No	\$0.00
20000-011542	Great Bay Treatment - Digital Guardian M	3/1/11	30.250000	SL	\$482.50	\$362.84	\$1.33	\$15.96	No	\$0.00
20000-011544	Great Bay Treatment - engineering time	3/1/11	30.250000	SL	\$550.84	\$414.18	\$1.52	\$18.24	No	\$0.00
20000-011557	Great Bay: Newmarket - engineering time	3/1/11	30.250000	SL	\$1,678.50	\$1,262.48	\$4.62	\$55.44	No	\$0.00
20000-011581	Great Bay Treatment - Accumulation Cente	3/1/11	30.250000	SL	\$128.56	\$96.84	\$0.35	\$4.20	No	\$0.00
20000-011582	Great Bay Treatment - 20.4 GPD, 110 PSI	3/1/11	30.250000	SL	\$1,073.77	\$807.46	\$2.96	\$35.52	No	\$0.00
20000-011583	Great Bay Treatment - 55 Gallon Open Top	3/1/11	30.250000	SL	\$225.79	\$169.90	\$0.62	\$7.44	No	\$0.00
20000-011587	Great Bay Treatment - Repco 15RI-Triplex	3/1/11	30.250000	SL	\$22,641.00	\$17,027.61	\$62.37	\$748.44	No	\$0.00
20000-011590	Great Bay Treatment - 3 part union, male	3/1/11	30.250000	SL	\$363.20	\$273.16	\$1.00	\$12.00	No	\$0.00
20000-011594	Great Bay Treatment - labor	3/1/11	30.250000	SL	\$118.12	\$88.72	\$0.33	\$3.93	No	\$0.00
20000-011597	Great Bay Treatment - labor oh	3/1/11	30.250000	SL	\$77.28	\$58.24	\$0.21	\$2.52	No	\$0.00
20000-011603	Great Bay Treatment - truck	3/1/11	30.250000	SL	\$34.04	\$25.72	\$0.09	\$1.08	No	\$0.00
20000-011608	Great Bay Treatment - AFUDC	3/1/11	30.250000	SL	\$117.09	\$88.15	\$0.32	\$3.84	No	\$0.00
20000-011610	Great Bay Treatment - engineering time	3/1/11	30.250000	SL	\$200.46	\$150.83	\$0.55	\$6.60	No	\$0.00
20000-011616	Great Bay Treatment - Pipe Saddle	3/1/11	30.250000	SL	\$750.48	\$564.32	\$2.07	\$24.84	No	\$0.00
20000-011617	Great Bay Treatment - 1 1/2 Meter Flange	3/1/11	30.250000	SL	\$158.74	\$119.28	\$0.44	\$5.28	No	\$0.00
20000-011618	Great Bay Treatment - pump house lock	3/1/11	30.250000	SL	\$216.20	\$162.43	\$0.60	\$7.20	No	\$0.00
20000-011620	Great Bay Treatment - misc parts	3/1/11	30.250000	SL	\$517.94	\$389.42	\$1.43	\$17.16	No	\$0.00
20000-011621	Great Bay Treatment - misc parts	3/1/11	30.250000	SL	\$85.00	\$64.08	\$0.23	\$2.76	No	\$0.00
20000-011622	Great Bay Treatment - misc parts	3/1/11	30.250000	SL	\$2,742.43	\$2,062.51	\$7.56	\$90.66	No	\$0.00
20000-011623	Great Bay Treatment - misc parts	3/1/11	30.250000	SL	\$1,270.21	\$955.25	\$3.50	\$42.00	No	\$0.00
20000-011624	Great Bay Treatment - 2 Flowmatic Line C	3/1/11	30.250000	SL	\$243.03	\$182.77	\$0.67	\$8.04	No	\$0.00
20000-011625	Great Bay Treatment - misc parts	3/1/11	30.250000	SL	\$33.47	\$25.24	\$0.09	\$1.08	No	\$0.00
20000-011628	Great Bay Treatment - misc parts	3/1/11	30.250000	SL	\$52.00	\$39.22	\$0.14	\$1.68	No	\$0.00
20000-011630	Great Bay Treatment - misc parts	3/1/11	30.250000	SL	\$732.94	\$551.19	\$2.02	\$24.24	No	\$0.00
20000-011631	Great Bay Treatment - misc parts	3/1/11	30.250000	SL	\$110.00	\$82.82	\$0.30	\$3.60	No	\$0.00
20000-011632	Great Bay Treatment - misc parts	3/1/11	30.250000	SL	\$218.85	\$164.71	\$0.60	\$7.20	No	\$0.00
20000-011634	Great Bay Treatment - misc parts	3/1/11	30.250000	SL	\$347.48	\$261.22	\$0.96	\$11.52	No	\$0.00
20000-011635	Great Bay Treatment - Engineering Overhe	3/1/11	30.250000	SL	\$45.22	\$34.12	\$0.13	\$1.50	No	\$0.00

20000-011636	Great Bay Treatment - Engineering Overhe	3/1/11	30.250000 SL	\$425.76	\$320.32	\$1.17	\$14.04	No	\$0.00
20000-011637	Great Bay Treatment - misc. parts	3/1/11	30.250000 SL	\$374.58	\$281.79	\$1.03	\$12.36	No	\$0.00
20000-011638	Great Bay Treatment - pipe saddle	3/1/11	30.250000 SL	\$87.51	\$65.86	\$0.24	\$2.88	No	\$0.00
20000-011639	Great Bay Treatment - misc parts	3/1/11	30.250000 SL	\$155.03	\$116.51	\$0.43	\$5.16	No	\$0.00
20000-011640	Great Bay Treatment - misc parts	3/1/11	30.250000 SL	\$101.14	\$76.03	\$0.28	\$3.36	No	\$0.00
20000-011641	Great Bay Treatment - misc parts	3/1/11	30.250000 SL	\$131.41	\$98.92	\$0.36	\$4.32	No	\$0.00
20000-011642	Great Bay Treatment - misc parts	3/1/11	30.250000 SL	\$64.00	\$47.98	\$0.18	\$2.16	No	\$0.00
20000-011644	Great Bay Treatment - engineering time	3/1/11	30.250000 SL	\$973.09	\$731.85	\$2.68	\$32.16	No	\$0.00
20000-011646	Great Bay Treatment - analyzer 1770 120v	3/1/11	30.250000 SL	\$2,835.03	\$2,132.13	\$7.81	\$93.72	No	\$0.00
20000-011648	Great Bay Treatment - misc. pipe 3 pvc"	3/1/11	30.250000 SL	\$56.60	\$42.42	\$0.16	\$1.92	No	\$0.00
20000-011649	Great Bay Treatment - misc. pipe 3 pvc"	3/1/11	30.250000 SL	\$176.10	\$132.40	\$0.49	\$5.82	No	\$0.00
20000-011650	Great Bay Treatment - adapter hose	3/1/11	30.250000 SL	\$14.52	\$10.92	\$0.04	\$0.48	No	\$0.00
20000-011651	Great Bay Treatment - misc. pipe pvc	3/1/11	30.250000 SL	\$28.39	\$21.28	\$0.08	\$0.96	No	\$0.00
20000-011652	Great Bay Treatment - misc. parts	3/1/11	30.250000 SL	\$133.65	\$100.44	\$0.37	\$4.44	No	\$0.00
20000-011653	Great Bay Treatment - misc. parts	3/1/11	30.250000 SL	\$41.71	\$31.39	\$0.12	\$1.38	No	\$0.00
20000-011654	Great Bay Treatment - misc. parts	3/1/11	30.250000 SL	\$73.77	\$55.59	\$0.20	\$2.40	No	\$0.00
20000-011655	Great Bay Treatment - afudc	3/1/11	30.250000 SL	\$1,404.00	\$1,055.83	\$3.87	\$46.44	No	\$0.00
20000-011657	Great Bay Treatment - male & female adap	3/1/11	30.250000 SL	\$216.03	\$162.43	\$0.60	\$7.14	No	\$0.00
20000-011660	Great Bay Treatment - labor	3/1/11	30.250000 SL	\$8,086.90	\$6,081.79	\$22.28	\$267.36	No	\$0.00
20000-011665	Great Bay Treatment - labor oh	3/1/11	30.250000 SL	\$5,291.25	\$3,979.23	\$14.58	\$174.96	No	\$0.00
20000-011670	Great Bay Treatment - truck	3/1/11	30.250000 SL	\$1,765.41	\$1,327.83	\$4.86	\$58.32	No	\$0.00
20000-011676	Great Bay Treatment - AFUDC	3/1/11	30.250000 SL	\$1,252.65	\$942.11	\$3.45	\$41.40	No	\$0.00
20000-011729	Great Bay Treatment - engineering time	4/1/11	30.250000 SL	\$438.47	\$329.70	\$1.21	\$14.52	No	\$0.00
20000-011781	Great Bay Treatment - engineering time	5/1/11	30.250000 SL	\$511.55	\$384.69	\$1.41	\$16.92	No	\$0.00
20000-011961	RTU #1 FWPS Blower Bearing Replacement -	6/2/11	30.250000 SL	\$2,172.13	\$1,633.71	\$5.98	\$71.76	Yes	\$2,172.13
20000-011985	Merrimack River Intake PS Ventilation	7/1/11	30.250000 SL	\$13,165.00	\$9,900.84	\$36.27	\$435.24	Yes	\$13,165.00
20000-012101	Great Bay Treatment - engineering time	9/1/11	30.250000 SL	\$730.78	\$549.70	\$2.01	\$24.12	No	\$0.00
20000-012151	WTP Contract #4 - Reinstall Submersible	9/1/11	30.250000 SL	\$2,052.93	\$1,543.81	\$5.66	\$67.87	Yes	\$2,052.93
20000-012398	Souhegan Woods: Replace 2 Chemical Feed	12/1/11	30.250000 SL	\$2,112.46	\$1,588.70	\$5.82	\$69.84	Yes	\$2,112.46
20000-014196	Carbon Media Replacements Filters 1A 1B	3/1/13	7.000000 SL	\$4,454.93	\$954.63	\$53.04	\$636.42	Yes	\$4,454.93
20000-014197	Carbon Media Replacements Filter 1A - 40	3/1/13	7.000000 SL	\$69,200.00	\$14,828.56	\$823.81	\$9,885.72	Yes	\$69,200.00
20000-014198	Carbon Media Replacements Filter 1B - 40	3/1/13	7.000000 SL	\$69,200.00	\$14,828.56	\$823.81	\$9,885.72	Yes	\$69,200.00
20000-014199	Carbon Media Replacements Filters 1A 1B	3/1/13	7.000000 SL	\$9,613.07	\$2,059.98	\$114.44	\$1,373.28	Yes	\$9,613.07
20000-014362	WTP Carbon Media Replacements Filters 2A	5/1/13	7.000000 SL	\$2,247.21	\$481.59	\$26.76	\$321.05	Yes	\$2,247.21
20000-014363	WTP Carbon Media Replacements Filters 2A	5/1/13	7.000000 SL	\$2,372.05	\$508.26	\$28.24	\$338.88	Yes	\$2,372.05
20000-014364	WTP Carbon Media Replacements Filters 2A	5/1/13	7.000000 SL	\$4,993.80	\$1,070.10	\$59.45	\$713.40	Yes	\$4,993.80
20000-014365	WTP Carbon Media Replacements Filters 2A	5/1/13	7.000000 SL	\$3,433.22	\$735.75	\$40.87	\$490.44	Yes	\$3,433.22
20000-014366	WTP Carbon Media Replacements Filter 2A	5/1/13	7.000000 SL	\$69,200.00	\$14,828.56	\$823.81	\$9,885.72	Yes	\$69,200.00
20000-014367	WTP Carbon Media Replacements Filter 2B	5/1/13	7.000000 SL	\$69,200.00	\$14,828.56	\$823.81	\$9,885.72	Yes	\$69,200.00
20000-014368	WTP Carbon Media Replacements Filters 2A	5/1/13	7.000000 SL	\$1,021.70	\$218.97	\$12.17	\$145.98	Yes	\$1,021.70
20000-014369	Carbon Media Replacements Filters 2A 2B	5/1/13	7.000000 SL	\$1,374.15	\$294.42	\$16.36	\$196.32	Yes	\$1,374.15
20000-014370	Carbon Media Replacements Filter - GAC c	5/1/13	7.000000 SL	\$291.87	\$62.55	\$3.48	\$41.70	Yes	\$291.87
20000-014371	Carbon Media Replacements Filter 2A - 40	5/1/13	7.000000 SL	\$36,800.00	\$7,885.71	\$438.10	\$5,257.14	Yes	\$36,800.00
20000-014372	Carbon Media Replacements Filter 2A - 40	5/1/13	7.000000 SL	\$36,800.00	\$7,885.71	\$438.10	\$5,257.14	Yes	\$36,800.00
20000-014373	Carbon Media Replacements Filter 2B - 40	5/1/13	7.000000 SL	\$36,800.00	\$7,885.71	\$438.10	\$5,257.14	Yes	\$36,800.00
20000-014374	Carbon Media Replacements Filter 2B - 40	5/1/13	7.000000 SL	\$36,800.00	\$7,885.71	\$438.10	\$5,257.14	Yes	\$36,800.00
20000-014530	Carbon Media Replacements Filter - GAC c	6/1/13	7.000000 SL	\$330.00	\$70.67	\$3.93	\$47.16	Yes	\$330.00
20000-015206	Farley Rd., Nashua: Pump Station - Devel	11/1/13	15.000000 SL	\$20,000.00	\$12,666.71	\$111.11	\$1,333.32	No	\$0.00

20000-015207	Farley Rd., Nashua: Pump Station - Devel	11/1/13	30.250000 SL	\$36,000.00	\$29,454.68	\$99.17	\$1,190.04	No	\$0.00
20000-015310	WTP: Replace Valve Actuator, Filter 6B	12/1/13	30.250000 SL	\$5,095.28	\$4,168.74	\$14.04	\$168.48	Yes	\$5,095.28
20000-015751	English Woods Bedford - Rebuild Treatmen	3/1/14	15.000000 SL	\$14,180.15	\$9,926.06	\$78.78	\$945.36	No	\$0.00
20000-015752	English Woods Bedford - Rebuild Treatmen	3/1/14	15.000000 SL	\$462.06	\$323.34	\$2.57	\$30.84	No	\$0.00
20000-015753	English Woods Bedford - Rebuild Treatmen	3/1/14	15.000000 SL	\$1,155.60	\$808.92	\$6.42	\$77.04	No	\$0.00
20000-015754	English Woods Bedford - Rebuild Treatmen	3/1/14	15.000000 SL	\$743.24	\$520.24	\$4.13	\$49.56	No	\$0.00
20000-015755	English Woods Bedford - Rebuild Treatmen	3/1/14	15.000000 SL	\$362.25	\$253.67	\$2.01	\$24.12	No	\$0.00
20000-015756	English Woods Bedford - Rebuild Treatmen	3/1/14	15.000000 SL	\$6,126.14	\$4,288.41	\$34.04	\$408.40	No	\$0.00
20000-015757	English Woods Bedford - Rebuild Treatmen	3/1/14	15.000000 SL	\$37.73	\$26.39	\$0.21	\$2.52	No	\$0.00
20000-015758	English Woods Bedford - Rebuild Treatmen	3/1/14	15.000000 SL	\$10,181.28	\$7,126.99	\$56.56	\$678.72	No	\$0.00
20000-015759	English Woods Bedford - Rebuild Treatmen	3/1/14	15.000000 SL	\$6,551.65	\$4,586.08	\$36.40	\$436.80	No	\$0.00
20000-015760	English Woods Bedford - Rebuild Treatmen	3/1/14	15.000000 SL	\$2,168.25	\$1,517.67	\$12.05	\$144.56	No	\$0.00
20000-015801	Rebuild Geiger Traveling Screen @ WTP	4/1/14	15.000000 SL	\$85,400.00	\$59,780.07	\$474.45	\$5,693.34	Yes	\$85,400.00
20000-015825	WTP: Rebuild Spare Rotork Valve Actuator	4/1/14	30.250000 SL	\$1,945.00	\$1,655.59	\$5.36	\$64.32	Yes	\$1,945.00
20000-016884	Rebuild Geiger Traveling Screen @ WTP	6/1/14	15.000000 SL	\$1,768.00	\$1,237.68	\$9.82	\$117.84	Yes	\$1,768.00
20000-017880	WTP - Sludge Blow Down Valve 2F	6/1/15	30.250000 SL	\$865.60	\$765.58	\$2.39	\$28.59	Yes	\$865.60
20000-018378	WTP - Replace Tubidimeter Filter 6A and	10/1/15	30.250000 SL	\$6,247.81	\$5,524.98	\$17.21	\$206.52	Yes	\$6,247.81
20000-018379	Hi and Lo - Replace Water Treatment Vess	10/1/15	15.000000 SL	\$5,449.95	\$4,178.21	\$30.28	\$363.36	No	\$0.00
20000-018380	Hi and Lo - Replace Water Treatment Vess	10/1/15	15.000000 SL	\$2,502.01	\$1,918.21	\$13.90	\$166.80	No	\$0.00
20000-018381	Hi and Lo - Replace Water Treatment Vess	10/1/15	15.000000 SL	\$1,374.10	\$1,053.62	\$7.63	\$91.56	No	\$0.00
20000-018382	Hi and Lo - Replace Water Treatment Vess	10/1/15	15.000000 SL	\$725.00	\$555.75	\$4.03	\$48.36	No	\$0.00
20000-018409	Replace Carbon Filter Media, Filters #3	10/1/15	7.000000 SL	\$203,200.00	\$101,599.91	\$2,419.05	\$29,028.60	Yes	\$203,200.00
20000-018410	Replace Carbon Filter Media, Filters #4	10/1/15	7.000000 SL	\$203,200.00	\$101,599.91	\$2,419.05	\$29,028.60	Yes	\$203,200.00
20000-018411	Replace Carbon Filter Media, Filters #5	10/1/15	7.000000 SL	\$203,200.00	\$101,599.91	\$2,419.05	\$29,028.60	Yes	\$203,200.00
20000-018412	Replace Carbon Filter Media, Filters #6	10/1/15	7.000000 SL	\$203,200.00	\$101,599.91	\$2,419.05	\$29,028.60	Yes	\$203,200.00
20000-018742	Replace Carbon Filter Media, Filters #3-	1/1/16	7.000000 SL	\$1,050.00	\$675.00	\$12.50	\$150.00	Yes	\$1,050.00
20000-019507	Glen Ridge - Replace Radon Treatment Sys	8/1/16	15.000000 SL	\$8,670.13	\$7,225.05	\$48.17	\$578.04	No	\$0.00
20000-019508	Glen Ridge - Replace Radon Treatment Sys	8/1/16	15.000000 SL	\$1,937.29	\$1,614.47	\$10.76	\$129.12	No	\$0.00
20000-019509	Glen Ridge - Replace Radon Treatment Sys	8/1/16	15.000000 SL	\$538.65	\$448.93	\$2.99	\$35.88	No	\$0.00
20000-019510	Glen Ridge - Replace Radon Treatment Sys	8/1/16	15.000000 SL	\$1,358.34	\$1,131.86	\$7.55	\$90.60	No	\$0.00
20000-05063.1	WTP Residual Lagoons - Eng & IS Overhead	12/1/02	30.250000 SL	\$395.73	\$185.62	\$1.13	\$13.50	Yes	\$395.73
20000-05063.2	WTP Residual Lagoons - Install Relays at	12/1/02	30.250000 SL	\$1,496.25	\$702.43	\$4.26	\$51.12	Yes	\$1,496.25
20000-05063.3	WTP Residual Lagoons - Clean Out Lagoon	12/1/02	30.250000 SL	\$6,091.80	\$2,858.69	\$17.33	\$207.96	Yes	\$6,091.80
20000-05128.1	WTP Particle Counters - Electrical Work	12/1/02	15.000000 SL	\$10,829.83	\$0.00	\$0.00	\$0.00	Yes	\$10,829.83
20000-05128.2	WTP Particle Counters - Weld Taps on Fil	12/1/02	15.000000 SL	\$3,485.78	\$0.00	\$0.00	\$0.00	Yes	\$3,485.78
20000-05128.3	WTP Particle Counters - Run Conduit & Wi	12/1/02	15.000000 SL	\$1,750.00	\$0.00	\$0.00	\$0.00	Yes	\$1,750.00
20000-05128.4	WTP Particle Counters - Labor	12/1/02	15.000000 SL	\$181.72	\$0.00	\$0.00	\$0.00	Yes	\$181.72
20000-05215.1	WTP - Residual Lagoons - Clean Out Lago	1/1/03	30.250000 SL	\$1,554.44	\$776.14	\$4.39	\$52.62	Yes	\$1,554.44
20000-05215.2	WTP - Residual Lagoons - Site Plan Revie	1/1/03	30.250000 SL	\$240.00	\$119.88	\$0.68	\$8.16	Yes	\$240.00
20000-05215.3	WTP - Residual Lagoons - Engineering Ov	1/1/03	30.250000 SL	\$1,259.13	\$628.45	\$3.55	\$42.60	Yes	\$1,259.13
2000-005873.92	RAW WATER MANAGEMENT PROJECT	8/1/05	30.250000 SL	\$17,326.53	\$9,594.06	\$47.73	\$572.76	Yes	\$17,326.53
20000-05873.92	RAW WATER MANAGEMENT PROJECT	6/1/05	30.250000 SL	\$3,205.41	\$1,774.95	\$8.83	\$105.96	Yes	\$3,205.41
20000-07341.91	FINISHED WATER PUMPING STATION & WATER T	1/1/07	30.250000 SL	\$545,125.54	\$337,887.84	\$1,501.72	\$18,020.64	Yes	\$545,125.54
20000-07343.91	FINISHED WATER PUMPING STATION & WATER T	1/1/07	30.250000 SL	\$154,885.80	\$96,003.70	\$426.68	\$5,120.16	Yes	\$154,885.80
20000-07345.82	DESIGN SERVICES FOR WTP IMPROVEMENTS	1/1/07	30.250000 SL	\$209,002.20	\$129,546.96	\$575.76	\$6,909.12	Yes	\$209,002.20
20000-07346.91	WTP EVALUATION & CAPITAL PROJECT PLAN	1/1/07	30.250000 SL	\$110,114.10	\$68,252.62	\$303.35	\$3,640.13	Yes	\$110,114.10
20000-07347.91	WTP EVALUATION & CAPITAL PLAN PROJECT	1/1/07	30.250000 SL	\$139,375.00	\$86,389.56	\$383.95	\$4,607.40	Yes	\$139,375.00
20000-07605.91	Filter #1 - Filter #1 Equipment (Contrac	9/1/07	30.250000 SL	\$188,000.00	\$116,528.62	\$517.91	\$6,214.86	Yes	\$188,000.00

20000-07605.92	Filter #1 - Install Filter #1 Equipment	9/1/07	30.250000 SL	\$70,000.00	\$43,388.10	\$192.84	\$2,314.08	Yes	\$70,000.00
20000-07605.93	Filter #1 - Instrument Piping from Galle	9/1/07	30.250000 SL	\$8,000.00	\$4,958.49	\$22.04	\$264.48	Yes	\$8,000.00
20000-07605.94	Filter #1 - Filter 1 Instruments (Contra	9/1/07	30.250000 SL	\$23,000.00	\$14,256.32	\$63.36	\$760.32	Yes	\$23,000.00
20000-07605.95	Filter #1 - NPCW Line - Lemire (Contract	9/1/07	30.250000 SL	\$6,250.00	\$3,873.65	\$17.22	\$206.64	Yes	\$6,250.00
20000-07605.96	Filter #1 - NPCW Line - Lemire (Contract	9/1/07	30.250000 SL	\$18,750.00	\$11,622.28	\$51.65	\$619.80	Yes	\$18,750.00
20000-07605.97	Filter #1 - Piping in Filter Gallery (Co	9/1/07	30.250000 SL	\$240,580.00	\$149,119.51	\$662.75	\$7,953.00	Yes	\$240,580.00
20000-07605.98	Filter #1 - Valve Actuators (Contract #4)	9/1/07	30.250000 SL	\$207,730.00	\$128,758.12	\$572.26	\$6,867.12	Yes	\$207,730.00
20000-07704.91	Filter #1 - Fay, Spofford & General Cond	11/1/07	30.250000 SL	\$401,337.09	\$248,762.74	\$1,105.61	\$13,267.32	Yes	\$401,337.09
20000-07704.92	Chemical Feed - Fay, Spofford & General	11/1/07	30.250000 SL	\$419,411.17	\$259,965.71	\$1,155.40	\$13,864.80	Yes	\$419,411.17
20000-07832.1	Filter #2 - Filter Area Dust Protection	2/1/08	30.250000 SL	\$8,000.00	\$5,222.97	\$22.04	\$264.48	Yes	\$8,000.00
20000-07832.2	Filter #2 - Furnish Rebar - Contract #4	2/1/08	30.250000 SL	\$14,833.34	\$9,684.95	\$40.86	\$490.32	Yes	\$14,833.34
20000-07832.3	Filter #2 - Install Rebar - Contract #4	2/1/08	30.250000 SL	\$10,833.33	\$7,073.26	\$29.85	\$358.14	Yes	\$10,833.33
20000-07832.4	Filter #2 - Concrete Filter #2 - Contrac	2/1/08	30.250000 SL	\$157,000.00	\$102,503.78	\$432.51	\$5,190.12	Yes	\$157,000.00
20000-07832.5	Filter #2 - Cut Rebar & Patch Concrete -	2/1/08	30.250000 SL	\$5,000.00	\$3,264.67	\$13.78	\$165.31	Yes	\$5,000.00
20000-07832.6	Filter #2 - Temp Support Floor - Contrac	2/1/08	30.250000 SL	\$3,000.00	\$1,958.83	\$8.27	\$99.24	Yes	\$3,000.00
20000-07832.7	Filter #2 - Concrete Sealer - Contract #	2/1/08	30.250000 SL	\$3,000.00	\$1,958.83	\$8.27	\$99.24	Yes	\$3,000.00
20000-07832.8	Filter #2 - Precast Concrete Plank for F	2/1/08	30.250000 SL	\$18,000.00	\$11,751.66	\$49.59	\$595.08	Yes	\$18,000.00
20000-07832.91	Filter #2 - Equipment - Contract #4	2/1/08	30.250000 SL	\$187,000.00	\$122,090.68	\$515.15	\$6,181.80	Yes	\$187,000.00
20000-07832.92	Filter #2 - Install Equipment - Contract	2/1/08	30.250000 SL	\$70,000.00	\$45,702.20	\$192.84	\$2,314.08	Yes	\$70,000.00
20000-07832.93	Filter #2 - Instrumentation Piping Filte	2/1/08	30.250000 SL	\$6,000.00	\$3,917.21	\$16.53	\$198.36	Yes	\$6,000.00
20000-07832.94	Filter #2 - Instruments - Contract #4	2/1/08	30.250000 SL	\$23,000.00	\$15,016.64	\$63.36	\$760.32	Yes	\$23,000.00
20000-07832.95	Filter #2 - Piping in Filter Gallery - C	2/1/08	30.250000 SL	\$239,000.00	\$156,041.17	\$658.40	\$7,900.80	Yes	\$239,000.00
20000-07832.96	Filter #2 - Electrical Ewing Electrical	2/1/08	30.250000 SL	\$70,000.00	\$45,702.20	\$192.84	\$2,314.08	Yes	\$70,000.00
20000-07832.97	Filter #2 - Fay Spofford & General Condi	2/1/08	30.250000 SL	\$312,357.05	\$203,935.53	\$860.49	\$10,325.88	Yes	\$312,357.05
20000-07832.98	Contract #4	2/1/08	30.250000 SL	\$9,832.26	\$6,419.32	\$27.09	\$325.08	Yes	\$9,832.26
20000-07927.1	Headworks - Carbon Dioxide Equipment - C	5/1/08	30.250000 SL	\$260,500.00	\$170,078.64	\$717.63	\$8,611.56	Yes	\$260,500.00
20000-07927.2	Headworks - Install Carbon Dioxide Equip	5/1/08	30.250000 SL	\$46,400.00	\$30,294.52	\$127.83	\$1,533.90	Yes	\$46,400.00
20000-07927.3	Headworks - Carbon Dioxide Instruments -	5/1/08	30.250000 SL	\$17,500.00	\$11,425.52	\$48.21	\$578.52	Yes	\$17,500.00
20000-07927.4	Headworks - Stop Log Installation - Cont	5/1/08	30.250000 SL	\$11,000.00	\$7,182.16	\$30.30	\$363.60	Yes	\$11,000.00
20000-07927.5	Headworks - Traveling Screen - Contract	5/1/08	30.250000 SL	\$278,000.00	\$181,504.16	\$765.84	\$9,190.08	Yes	\$278,000.00
20000-07927.6	Headworks - Install Traveling Screen - C	5/1/08	30.250000 SL	\$6,000.00	\$3,917.20	\$16.53	\$198.36	Yes	\$6,000.00
20000-07927.7	Headworks - Sample Pumps - Contract #4	5/1/08	30.250000 SL	\$3,200.00	\$2,089.08	\$8.81	\$105.72	Yes	\$3,200.00
20000-07927.8	Headworks - Install Sample Pumps - Contr	5/1/08	30.250000 SL	\$750.00	\$489.40	\$2.07	\$24.78	Yes	\$750.00
20000-07927.91	Headworks - Blowers - Contract #4	5/1/08	30.250000 SL	\$95,710.00	\$62,488.60	\$263.67	\$3,163.98	Yes	\$95,710.00
20000-07927.92	Headworks - Fay Spofford & General Condi	5/1/08	30.250000 SL	\$277,417.13	\$181,123.69	\$764.24	\$9,170.82	Yes	\$277,417.13
20000-07927.93	Filter #3 - Filter Area Dust Protection	5/1/08	30.250000 SL	\$8,000.00	\$5,222.96	\$22.04	\$264.48	Yes	\$8,000.00
20000-07927.94	Filter #3 - Furnish & Install Rebar - Co	5/1/08	30.250000 SL	\$25,666.67	\$16,757.23	\$70.71	\$848.52	Yes	\$25,666.67
20000-07927.95	Filter #3 - Concrete Filter - Contract #	5/1/08	30.250000 SL	\$155,344.00	\$101,422.96	\$427.95	\$5,135.39	Yes	\$155,344.00
20000-07927.96	Filter #3 - Cut Rebar & Patch Concrete -	5/1/08	30.250000 SL	\$5,000.00	\$3,264.67	\$13.78	\$165.30	Yes	\$5,000.00
20000-07927.97	Filter #3 - Temp Support Floor - Contrac	5/1/08	30.250000 SL	\$3,000.00	\$1,958.84	\$8.27	\$99.24	Yes	\$3,000.00
20000-07927.98	Filter #3 - Concrete Sealer - Contract #	5/1/08	30.250000 SL	\$3,000.00	\$1,958.84	\$8.27	\$99.24	Yes	\$3,000.00
20000-08014.1	Chemical Feed - Install Equipment Pad Re	7/1/08	15.000000 SL	\$500.00	\$149.85	\$2.78	\$33.30	Yes	\$500.00
20000-08014.2	Chemical Feed - Chemical Area Equipment	7/1/08	15.000000 SL	\$1,350.00	\$405.00	\$7.50	\$90.00	Yes	\$1,350.00
20000-08014.3	Chemical Feed - Equipment - Contract #4	7/1/08	15.000000 SL	\$2,500.00	\$749.86	\$13.89	\$166.68	Yes	\$2,500.00
20000-08014.4	Chemical Feed - Install Equipment - Cont	7/1/08	15.000000 SL	\$2,500.00	\$749.86	\$13.89	\$166.68	Yes	\$2,500.00
20000-08014.5	Chemical Feed - Chemical Storage Tanks -	7/1/08	15.000000 SL	-\$300.00	-\$89.91	-\$1.67	-\$19.95	Yes	-\$300.00
20000-08014.6	Chemical Feed - Install Chemical Storage	7/1/08	15.000000 SL	\$4,400.00	\$1,319.88	\$24.44	\$293.28	Yes	\$4,400.00
20000-08014.7	Chemical Feed - Polymer Equipment - Cont	7/1/08	15.000000 SL	\$9,400.00	\$2,820.15	\$52.23	\$626.70	Yes	\$9,400.00

20000-08014.8	Chemical Feed - Polymer Instruments - Co	7/1/08	15.000000	SL	\$950.00	\$284.85	\$5.28	\$63.30	Yes	\$950.00
20000-08014.91	Chemical Feed - Chem Room PLC - Contract	7/1/08	15.000000	SL	\$2,000.00	\$600.14	\$11.11	\$133.32	Yes	\$2,000.00
20000-08014.92	Chemical Feed - F&I Ferric Chloride (FC)	7/1/08	15.000000	SL	\$6,000.00	\$1,800.09	\$33.34	\$400.05	Yes	\$6,000.00
20000-08014.93	Chemical Feed - Electrical Chem Feed - E	7/1/08	15.000000	SL	\$3,700.00	\$1,110.34	\$20.56	\$246.72	Yes	\$3,700.00
20000-08014.94	Contract #4	7/1/08	15.000000	SL	\$1,505.20	\$451.17	\$8.36	\$100.26	Yes	\$1,505.20
20000-08094.1	Filter #4 - Instrumentation Piping Filte	9/1/08	30.250000	SL	\$6,000.00	\$3,917.24	\$16.53	\$198.36	Yes	\$6,000.00
20000-08094.2	Filter #4 - Instruments - Contract #4	9/1/08	30.250000	SL	\$23,000.00	\$15,016.64	\$63.36	\$760.32	Yes	\$23,000.00
20000-08094.3	Filter #4 - Piping in Filter Gallery - C	9/1/08	30.250000	SL	\$239,000.00	\$156,041.56	\$658.40	\$7,900.80	Yes	\$239,000.00
20000-08346.21	Pulsator #2 - Equipment - Contract #4	2/1/09	30.250000	SL	\$68,532.41	\$47,009.95	\$188.80	\$2,265.60	Yes	\$68,532.41
20000-08346.31	Pulsator #2 - Equipment - Contract #4	2/1/09	30.250000	SL	\$14,500.00	\$9,946.30	\$39.95	\$479.29	Yes	\$14,500.00
20000-08346.32	Pulsator #2 - Equipment - Contract #4	2/1/09	30.250000	SL	\$629,467.59	\$431,783.68	\$1,734.07	\$20,808.84	Yes	\$629,467.59
20000-08370.31	Filter #6 - Furnish Rebar - Contract #4	3/1/09	30.250000	SL	\$14,833.33	\$10,175.25	\$40.86	\$490.32	Yes	\$14,833.33
20000-08370.32	Filter #6 - Install Rebar - Contract #4	3/1/09	30.250000	SL	\$10,833.33	\$7,431.40	\$29.85	\$358.14	Yes	\$10,833.33
20000-08370.33	Filter #6 - Concrete Filter - Contract #	3/1/09	30.250000	SL	\$157,000.00	\$107,694.64	\$432.51	\$5,190.12	Yes	\$157,000.00
20000-08370.34	Filter #6 - Cut Rebar & Patch Concrete -	3/1/09	30.250000	SL	\$5,000.00	\$3,429.97	\$13.78	\$165.30	Yes	\$5,000.00
20000-08370.35	Filter #6 - Concrete Sealer - Contract #	3/1/09	30.250000	SL	\$3,000.00	\$2,057.98	\$8.27	\$99.22	Yes	\$3,000.00
20000-08370.36	Filter #6 - Temp Support Floor - Contrac	3/1/09	30.250000	SL	\$3,000.00	\$2,057.98	\$8.27	\$99.22	Yes	\$3,000.00
20000-08370.37	Filter #6 - Precast Concrete Plank Filte	3/1/09	30.250000	SL	\$18,000.00	\$12,345.70	\$49.58	\$594.96	Yes	\$18,000.00
20000-08370.41	Filter #6 - Equipment - Contract #4	3/1/09	30.250000	SL	\$177,650.00	\$121,859.35	\$489.40	\$5,872.74	Yes	\$177,650.00
20000-08370.42	Filter #6 - Install Filter Equipment - C	3/1/09	30.250000	SL	\$66,500.00	\$45,615.55	\$183.20	\$2,198.29	Yes	\$66,500.00
20000-08370.51	Filter #6 - Instrumentation Piping Filte	3/1/09	30.250000	SL	\$5,700.00	\$3,910.20	\$15.70	\$188.40	Yes	\$5,700.00
20000-08370.52	Filter #6 - Instruments - Contract #4	3/1/09	30.250000	SL	\$22,000.00	\$15,090.64	\$60.61	\$727.26	Yes	\$22,000.00
20000-08370.53	Filter #6 - Piping in Filter Gallery - C	3/1/09	30.250000	SL	\$239,000.00	\$163,942.30	\$658.40	\$7,900.80	Yes	\$239,000.00
20000-08532.21	WTP CONTRACT #4 - CO3.02 - Filter Galler	6/1/09	30.250000	SL	\$12,086.04	\$8,290.45	\$33.30	\$399.54	Yes	\$12,086.04
20000-08532.22	WTP CONTRACT #4 - CO3.04 - Chem Feed Are	6/1/09	30.250000	SL	\$6,521.45	\$4,473.25	\$17.96	\$215.52	Yes	\$6,521.45
20000-08532.23	WTP CONTRACT #4 - CO3.05 - Middle Galler	6/1/09	30.250000	SL	\$3,260.87	\$2,237.13	\$8.98	\$107.76	Yes	\$3,260.87
20000-08532.24	WTP CONTRACT #4 - CO3.06 - Electric Actua	6/1/09	30.250000	SL	\$4,818.24	\$3,305.42	\$13.27	\$159.24	Yes	\$4,818.24
20000-08532.25	WTP CONTRACT #4 - CO3.07 - Plant Shutdow	6/1/09	30.250000	SL	\$4,889.48	\$3,353.90	\$13.47	\$161.64	Yes	\$4,889.48
20000-08532.26	WTP CONTRACT #4 - CO3.10 - 25% Caustic R	6/1/09	30.250000	SL	\$13,069.32	\$8,964.65	\$36.00	\$432.00	Yes	\$13,069.32
20000-08532.31	WTP CONTRACT #4 - CO4.03 - Temp Relocate	6/1/09	30.250000	SL	\$2,500.10	\$1,714.68	\$6.89	\$82.68	Yes	\$2,500.10
20000-08532.32	WTP CONTRACT #4 - CO4.04 - Temp Ferric E	6/1/09	30.250000	SL	\$482.53	\$330.91	\$1.33	\$15.96	Yes	\$482.53
20000-08532.33	WTP CONTRACT #4 - CO4.05 - Relocate J-Bo	6/1/09	30.250000	SL	\$1,102.92	\$756.40	\$3.04	\$36.48	Yes	\$1,102.92
20000-08532.34	WTP CONTRACT #4 - CO4.06 - Day Tank Cali	6/1/09	30.250000	SL	\$3,358.00	\$2,303.49	\$9.25	\$111.00	Yes	\$3,358.00
20000-08532.35	WTP CONTRACT #4 - CO4.07 - Polymer Flash	6/1/09	30.250000	SL	\$525.94	\$360.66	\$1.45	\$17.40	Yes	\$525.94
20000-08532.36	WTP CONTRACT #4 - CO4.08 - Y-Pattern Val	6/1/09	30.250000	SL	\$683.60	\$469.29	\$1.88	\$22.56	Yes	\$683.60
20000-08532.37	WTP CONTRACT #4 - CO4.09 - Bigger Causti	6/1/09	30.250000	SL	\$805.00	\$551.94	\$2.22	\$26.64	Yes	\$805.00
20000-08532.38	WTP CONTRACT #4 - CO4.10 - Transfer Pump	6/1/09	30.250000	SL	\$1,293.83	\$887.68	\$3.57	\$42.78	Yes	\$1,293.83
20000-08532.41	WTP CONTRACT #4 - CO5.01 - Eductor Pump	6/1/09	30.250000	SL	\$1,055.93	\$724.22	\$2.91	\$34.92	Yes	\$1,055.93
20000-08532.42	WTP CONTRACT #4 - CO5.02 - Sample Pump 7	6/1/09	30.250000	SL	\$438.76	\$300.80	\$1.21	\$14.52	Yes	\$438.76
20000-08532.43	WTP CONTRACT #4 - CO5.04 - Cleaning of T	6/1/09	30.250000	SL	\$7,088.84	\$4,862.42	\$19.53	\$234.36	Yes	\$7,088.84
20000-08532.44	WTP CONTRACT #4 - CO5.05 - 8 Butterfly V	6/1/09	30.250000	SL	\$3,795.00	\$2,603.29	\$10.46	\$125.46	Yes	\$3,795.00
20000-08532.45	WTP CONTRACT #4 - CO5.06 - Plastic Conta	6/1/09	30.250000	SL	\$1,089.63	\$747.64	\$3.00	\$36.00	Yes	\$1,089.63
20000-08532.46	WTP CONTRACT #4 - CO5.08 - Recycle Stati	6/1/09	30.250000	SL	\$15,652.07	\$10,736.42	\$43.12	\$517.44	Yes	\$15,652.07
20000-08532.47	WTP CONTRACT #4 - CO5.11 - Pulsator Drai	6/1/09	30.250000	SL	\$8,768.43	\$6,014.73	\$24.16	\$289.92	Yes	\$8,768.43
20000-08532.48	WTP CONTRACT #4 - CO5.14 - Credit Electr	6/1/09	30.250000	SL	-\$2,766.90	-\$1,898.23	-\$7.62	-\$91.44	Yes	-\$2,766.90
20000-08532.49	WTP CONTRACT #4 - CO5.15 - Credit Fuel I	6/1/09	30.250000	SL	-\$2,000.00	-\$1,371.64	-\$5.51	-\$66.12	Yes	-\$2,000.00
20000-08532.51	WTP CONTRACT #4 - CO6.04 - PLC Chem/Chop	6/1/09	30.250000	SL	\$4,547.18	\$3,118.76	\$12.53	\$150.36	Yes	\$4,547.18
20000-08532.52	WTP CONTRACT #4 - CO6.05 - CO2 Backflow	6/1/09	30.250000	SL	\$2,933.42	\$2,012.27	\$8.08	\$96.96	Yes	\$2,933.42

20000-08532.53	WTP CONTRACT #4 - CO6.08 - Pulsator Wiri	6/1/09	30.250000 SL	\$1,897.73	\$1,301.53	\$5.23	\$62.76	Yes	\$1,897.73
20000-08532.54	WTP CONTRACT #4 - CO6.11 - Insrument Dra	6/1/09	30.250000 SL	\$6,041.78	\$4,144.56	\$16.64	\$199.68	Yes	\$6,041.78
20000-08532.55	WTP CONTRACT #4 - CO6.16 - Infill Pulsa	6/1/09	30.250000 SL	\$4,682.80	\$3,212.18	\$12.90	\$154.80	Yes	\$4,682.80
20000-08532.56	WTP CONTRACT #4 - CO6.17 - Welded Angle	6/1/09	30.250000 SL	\$2,125.20	\$1,457.90	\$5.86	\$70.32	Yes	\$2,125.20
20000-08532.57	WTP CONTRACT #4 - CO6.19 - Credit for no	6/1/09	30.250000 SL	-\$1,800.00	-\$1,234.50	-\$4.96	-\$59.52	Yes	-\$1,800.00
20000-08532.61	WTP CONTRACT #4 - CO7.01 - Credit for Gl	6/1/09	30.250000 SL	-\$360.00	-\$247.13	-\$0.99	-\$11.88	Yes	-\$360.00
20000-08532.62	WTP CONTRACT #4 - CO7.02 - Suction Line	6/1/09	30.250000 SL	\$5,730.60	\$3,930.57	\$15.79	\$189.48	Yes	\$5,730.60
20000-08532.63	WTP CONTRACT #4 - CO7.03 - Hypo Sight Tu	6/1/09	30.250000 SL	\$1,630.40	\$1,118.53	\$4.49	\$53.88	Yes	\$1,630.40
20000-08532.64	WTP CONTRACT #4 - CO7.04 - Flow Meter po	6/1/09	30.250000 SL	\$479.00	\$328.53	\$1.32	\$15.84	Yes	\$479.00
20000-08532.71	WTP CONTRACT #4 - CO8.02 - Air Compresso	6/1/09	30.250000 SL	\$1,618.23	\$1,109.81	\$4.46	\$53.52	Yes	\$1,618.23
20000-08532.72	WTP CONTRACT #4 - CO8.05 - Blower Contro	6/1/09	30.250000 SL	\$1,760.13	\$1,207.21	\$4.85	\$58.20	Yes	\$1,760.13
20000-08532.73	WTP CONTRACT #4 - CO8.06 - Additional Pu	6/1/09	30.250000 SL	\$1,307.33	\$896.90	\$3.60	\$43.20	Yes	\$1,307.33
20000-08532.74	WTP CONTRACT #4 - CO8.13 - Unit Price #1	6/1/09	30.250000 SL	-\$28,890.00	-\$19,817.25	-\$79.59	-\$955.08	Yes	-\$28,890.00
20000-08532.75	WTP CONTRACT #4 - CO8.14 - Unit Price #1	6/1/09	30.250000 SL	-\$73,500.00	-\$50,417.54	-\$202.48	-\$2,429.76	Yes	-\$73,500.00
20000-08532.76	WTP CONTRACT #4 - CO8.15 - Unti Price #1	6/1/09	30.250000 SL	-\$13,573.35	-\$9,310.16	-\$37.39	-\$448.68	Yes	-\$13,573.35
20000-08790.21	WTP Contract #4-final allocation per acc	10/1/09	30.250000 SL	\$48,719.00	\$33,419.06	\$134.21	\$1,610.52	Yes	\$48,719.00
20000-08790.22	WTP Contract #4-final allocation per acc	10/1/09	30.250000 SL	\$507,849.24	\$348,359.30	\$1,399.03	\$16,788.36	Yes	\$507,849.24
20000-5063.1.1	WTP Residual Lagoons - Sludge Facility P	5/1/02	30.250000 SL	\$1,050.00	\$493.04	\$2.99	\$35.88	Yes	\$1,050.00
20000-5063.1.2	WTP Residual Lagoons - Sludge Lagoon Per	5/1/02	30.250000 SL	\$1,050.00	\$493.04	\$2.99	\$35.88	Yes	\$1,050.00
20000-5063.1.3	WTP Residual Lagoons - Fittings for Disc	5/1/02	30.250000 SL	\$33.64	\$16.24	\$0.10	\$1.14	Yes	\$33.64
20000-5063.1.4	WTP Residual Lagoons - Cleared & Chipped	5/1/02	30.250000 SL	\$2,625.00	\$1,231.80	\$7.47	\$89.64	Yes	\$2,625.00
20000-5063.1.5	WTP Residual Lagoons - Ebara 50DS62.2 3	5/1/02	30.250000 SL	\$2,538.48	\$1,191.56	\$7.22	\$86.64	Yes	\$2,538.48
20000-5063.1.6	WTP Residual Lagoons - 230 V 3 Phase Con	5/1/02	30.250000 SL	\$1,045.19	\$490.59	\$2.97	\$35.64	Yes	\$1,045.19
20000-5063.1.7	WTP Residual Lagoons - Install New 30A R	5/1/02	30.250000 SL	\$3,125.85	\$1,467.13	\$8.89	\$106.68	Yes	\$3,125.85
20000-5063.1.8	WTP Residual Lagoons - Proposed Lagoons	5/1/02	30.250000 SL	\$2,225.73	\$1,044.77	\$6.33	\$75.96	Yes	\$2,225.73
20000-5128.3.1	WTP Particle Counters - 3/4 inch NPT Bro	11/1/02	15.000000 SL	\$847.90	\$0.00	\$0.00	\$0.00	Yes	\$847.90
20000-5128.3.2	WTP Particle Counters - Labor & Misc Mat	11/1/02	15.000000 SL	\$151.73	\$0.00	\$0.00	\$0.00	Yes	\$151.73
2000-05873.993	RAW WATER MANAGEMENT PROJECT	8/1/05	15.000000 SL	\$68,022.33	\$6,801.57	\$377.87	\$4,534.38	Yes	\$68,022.33
20000-5873.993	RAW WATER MANAGEMENT PROJECT	6/1/05	15.000000 SL	\$795,598.82	\$79,559.87	\$4,419.99	\$53,039.88	Yes	\$795,598.82
20000-7342.912	DESIGN SERVICE FORWTP IMPROVEMENTS	1/1/07	30.250000 SL	\$6,395.91	\$3,964.38	\$17.62	\$211.44	Yes	\$6,395.91
20000-7344.912	DESIGN SERVICES FOR WTP IMPROVEMENTS	1/1/07	30.250000 SL	\$399,655.40	\$247,720.28	\$1,100.98	\$13,211.76	Yes	\$399,655.40
2000-07605.1	Chemical Feed - Misc Masonry Infills & O	9/1/07	30.250000 SL	\$22,000.00	\$13,636.12	\$60.61	\$727.26	Yes	\$22,000.00
2000-07605.2	Chemical Feed - Chemical Feed Equipment	9/1/07	30.250000 SL	\$124,485.00	\$77,160.15	\$342.93	\$4,115.16	Yes	\$124,485.00
2000-07605.3	Chemical Feed - Install Chemical Feed Eq	9/1/07	30.250000 SL	\$4,000.00	\$2,479.24	\$11.02	\$132.24	Yes	\$4,000.00
2000-07605.4	Chemical Feed - Peristalic Pumps (Contra	9/1/07	30.250000 SL	\$46,800.00	\$29,008.04	\$128.92	\$1,547.04	Yes	\$46,800.00
2000-07605.5	Chemical Feed - Install Peristalic Pumps	9/1/07	30.250000 SL	\$6,000.00	\$3,718.88	\$16.53	\$198.36	Yes	\$6,000.00
2000-07605.6	Chemical Feed - Chemical Storage Tanks (9/1/07	30.250000 SL	\$104,000.00	\$64,463.00	\$286.50	\$3,438.00	Yes	\$104,000.00
2000-07605.7	Chemical Feed - Install Chemical Storage	9/1/07	30.250000 SL	\$8,000.00	\$4,958.49	\$22.04	\$264.48	Yes	\$8,000.00
2000-07605.8	Chemical Feed - Chem Room PLC (Contract	9/1/07	30.250000 SL	\$30,000.00	\$18,595.29	\$82.65	\$991.80	Yes	\$30,000.00
2000-07605.91	Chemical Feed - Chem Piping South Wall	9/1/07	30.250000 SL	\$15,000.00	\$9,297.83	\$41.32	\$495.84	Yes	\$15,000.00
2000-07605.92	Chemical Feed - F&I Sodium Hypochlorite	9/1/07	30.250000 SL	\$64,800.00	\$40,165.61	\$178.51	\$2,142.12	Yes	\$64,800.00
2000-07605.93	Chemical Feed - Hypochlorite Instruments	9/1/07	30.250000 SL	\$18,000.00	\$11,156.62	\$49.59	\$595.07	Yes	\$18,000.00
2000-07605.94	Chemical Feed - Ferric Instruments (Cont	9/1/07	30.250000 SL	\$18,000.00	\$11,156.62	\$49.59	\$595.07	Yes	\$18,000.00
2000-07605.95	Chemical Feed - Caustic Instruments (Con	9/1/07	30.250000 SL	\$18,000.00	\$11,156.62	\$49.59	\$595.07	Yes	\$18,000.00
2000-07605.96	Chemical Feed - Electrical Chem Feed - E	9/1/07	30.250000 SL	\$17,000.00	\$10,538.01	\$46.84	\$562.08	Yes	\$17,000.00
2000-07605.991	Filter #1 - Electrical - Ewing Electrica	9/1/07	30.250000 SL	\$70,000.00	\$43,388.08	\$192.84	\$2,314.08	Yes	\$70,000.00
2000-07605.992	Chemical Feed - Caustic Floor Excavation	9/1/07	30.250000 SL	\$20,000.00	\$12,396.37	\$55.10	\$661.14	Yes	\$20,000.00
2000-07605.993	Chemical Feed - Furnish/Install Caustic	9/1/07	30.250000 SL	\$10,000.00	\$6,198.11	\$27.55	\$330.60	Yes	\$10,000.00