

**THE STATE OF NEW HAMPSHIRE
NUCLEAR DECOMMISSIONING FINANCING COMMITTEE
DOCKET NO. NDFC 2021-1**

FINAL REPORT AND ORDER

Concord, New Hampshire
March 2, 2022

Table of Contents

I. SUMMARY OF FINDINGS	1
II. PARTIES AND THEIR POSITIONS.....	3
III. PROCEDURAL HISTORY.....	4
IV. DISCUSSION.....	8
A. Projected Cost of Decommissioning.....	8
B. Funding Date.....	8
C. Escalation	9
D. Inflation Rate	9
E. Trust and Escrow Earnings Assumptions.....	9
F. Coverage Ratio.....	10
G. Allocation Targets.....	10
H. Release of Escrow.....	11
I. Funding Assurances.....	11
J. Contributions.....	14
K. Schedules of Payments	14
L. 2022 Annual Report	14
V. CONCLUSION	15
ATTACHMENT A.....	18

THE STATE OF NEW HAMPSHIRE
NUCLEAR DECOMMISSIONING FINANCING COMMITTEE
DOCKET NO. NDFC 2021-1
FINAL REPORT AND ORDER

1 **I. SUMMARY OF FINDINGS**

2 In this docket the Nuclear Decommissioning Financing Committee (“NDFC” or
3 “Committee”) conducted the annual review required by RSA 162-F:22. The Committee
4 made the following determinations to ensure that the Joint Owners of the Seabrook Nuclear
5 Station (“Seabrook Station”) provide sufficient funding to complete the prompt, safe, and
6 orderly decommissioning of Seabrook Station to the standards required by any federal or
7 state agency with jurisdiction as required by RSA 162-F:14 and 22: In summary, the
8 Committee made the following findings and decisions:

9 1) The projected cost of decommissioning will be \$1,152,493,485 in accordance with the
10 estimate by TLG Services, Inc. in the 2019 Seabrook Station Decommissioning Cost
11 Analysis (*See*: NDFC Docket 2019-1 Exhibit 13. *See also*: NDFC Docket 2019-1 Final
12 Report and Order at 7) escalated to December 31, 2021 at the rate of 3.50%, as
13 approved by this Committee in NDFC 2016-1 (*See*: Docket 2016-1 Final Report and
14 Order at 1).

15 2) For the purpose of calculating the schedules of payments, it shall be assumed that onsite
16 storage of spent nuclear fuel and Greater-Than-Class C (“GTCC”) radioactive waste in
17 the Independent Spent Fuel Storage Installation (“ISFSI”) shall be required until 2100,
18 with the ISFSI subsequently dismantled and permanently removed in 2101.

19 3) The decommissioning cost escalation adjustment applied to the schedules of payments
20 will continue to be 3.50%.

- 1 4) The funding date will continue to be 2050 as approved in NDFC 2019-1 (*See*: Docket
2 2019-1 Final Report and Order at 1) for purposes of calculating the funding schedule
3 for 2022.
- 4 5) The inflation adjustment applied to the schedules of payments will continue to be
5 2.75% as approved by the Committee in NDFC 2016-1 (*See*: Final Report and Order
6 at 2).
- 7 6) The assumed rates of return on the Trust funds shall be as follows:
- 8 a. Equities - 8.50%
9 b. Fixed Income:
10 Core - 4.25%
11 Core-Plus - 4.45%
12 c. Cash and cash equivalents (long-term) - 2.25%
13 d. Opportunistic Strategy asset class (“Opportunistic Fund”) - 7.50%
14
- 15 7) The assumed rates of return on Escrow fund investments shall be 0.25%
- 16 8) The liquidity coverage ratio during the first seven years of prompt dismantlement, as
17 defined in the NDFC 2005-1 Final Report and Order and clarified in NDFC 2019-1
18 (*See*: Final Report and Order at 23), shall continue to be 3.3.
- 19 9) The funding assurances from each Owner of Seabrook Station (“Joint Owner” or
20 “Seabrook Owner”) will remain unchanged.
- 21 10) If any contributions are required to be made to the Seabrook Station decommissioning
22 financing fund, they shall be made to the Escrow in 2022.
- 23 11) The balance of the funds held in Massachusetts Municipal Wholesale Electric
24 Company’s (“MMWEC”) share of the Escrow fund shall be returned to MMWEC
25 within 90 days of the date of issuance of this Final Report and Order (“FRO”) with the

1 exception of \$500 which shall be held for the purposes of maintaining the MMWEC
2 Escrow fund active.

3 12) The schedules of payments beginning in 2022 shall be calculated in accordance with
4 this FRO.

5 **II. PARTIES AND THEIR POSITIONS**

6 In NDFC Order No. 1, issued on May 4, 2021, the NDFC granted full party status
7 to NextEra Energy Seabrook (“NextEra” or “Managing Agent”) and MMWEC and
8 recognized NextEra, in its capacity as Managing Agent, as the representative of Taunton
9 Municipal Lighting Plant (“Taunton”), and the Hudson Light and Power Department
10 (“Hudson”), with Taunton and Hudson retaining the right of full participation at their
11 choosing. NextEra, with its Counsel representing Taunton and Hudson, participated in a
12 public hearing held in Concord, New Hampshire on September 28, 2021 (“Concord
13 Hearing”) pursuant to RSA 162-F:21. MMWEC was represented by Mr. Michael Ide.
14 NextEra’s Counsel produced executed copies of the Stipulation of the Full Parties
15 (“Stipulation”) (Exhibit 2) presenting the positions of the parties on issues identified in
16 Docket Order No. 1; the Joint Owners’ preliminary proposed schedules of payments
17 beginning on January 1, 2022 based on balances in the Trust as of June 30, 2021; and the
18 documents that the Joint Owners requested be included as exhibits in this docket.

19 Sworn affidavits were provided in support of each position presented in the
20 Stipulation. Subject to MMWEC’s continuing reservations regarding NextEra’s funding
21 assurances (Exhibit 9 at 4-5), the Joint Owners requested that the Committee make the
22 following findings:

- 1 1. The assumed cost of decommissioning should be \$1,152,493,485 in December 31,
2 2021 dollars;
- 3 2. The earnings assumptions shall remain as approved in Docket 2020-1;
- 4 3. Escrow funds shall be released to MMWEC as requested;
- 5 4. The financial assurances as approved in Docket 2020-1, remain adequate; and,
- 6 5. The financial assurance triggers shall remain in place without modification.

7 **III. PROCEDURAL HISTORY**

8 The Order of Notice for this docket was issued on March 26, 2021. Timely notice
9 of the docket was provided to the public by publication in the N.H. Union Leader and the
10 Hampton Union on April 1 and April 2, 2021, respectively. Copies of the Order of Notice
11 were delivered to the Town of Seabrook, Town Clerk's Office and to the Seabrook
12 Community Center to be posted for public viewing on March 30, 2021.

13 A pre-hearing conference was held telephonically on April 29, 2021 during which
14 the parties agreed to a proposed procedural schedule and docket scope, which the
15 Committee adopted in NDFC Order No. 1 issued on May 4, 2021.

16 On May 27, 2021, NextEra filed the Seabrook Station 2021 Annual Report.
17 NextEra arranged for copies to be available for public review in the Town of Seabrook.
18 The Annual Report included a report entitled Investment Consultant's Review of Funding
19 Schedule and Investment Assumptions ("LCG Report") by LCG Associates ("LCG") and
20 the Joint Owner Proposed Funding Schedule.

21 During the Concord Hearing, Counsel for NextEra presented a witness panel
22 consisting of: Matthew Levander, Licensing Manager for NextEra Energy Seabrook, LLC;

1 Lawrence Dernulc, NextEra Regional Senior Business Manager for Seabrook Station; and
2 David Emerson, Senior Vice-President and Principal of LCG Associates in his capacity as
3 the Decommissioning Trust’s Investment Consultant. Each of the witnesses also provided
4 Affidavits identified as Exhibits in Chart 1.

5 Matthew Ide, Executive Director of Energy and Financial Markets for
6 Massachusetts Municipal Wholesale Electric Company, made a statement in support of
7 MMWEC’s request for release of Escrow in addition to an affidavit (Exhibit 9) regarding
8 MMWEC’s financial performance and the adequacy of MMWEC’s financial assurances.

9 Kenneth Goulart, General Manager for the Taunton Municipal Lighting Plant,
10 submitted an affidavit (Exhibit 10) regarding the adequacy of Taunton’s funding assurance.

11 Brian Choquette, General Manager for the Hudson Light and Power Company
12 submitted an affidavit (Exhibit 11) regarding the adequacy of Hudson’s funding
13 assurances.

14 All Exhibits indicated in Chart 1 below were offered and accepted by the
15 Committee at the Concord Hearing. Pursuant to RSA 162-F, a subsequent public hearing
16 was held in the Town of Seabrook on March 2, 2022.

17 **Chart 1**
18 **Hearing Exhibits**

Exhibit Number	Description
By Full Parties	
1	2021 Annual Report and all attachments referenced therein
2	Stipulation of the Full Parties
3	Proposed Schedules of Payments based on Trust balances as of June 30, 2021

Exhibit Number	Description
4	Affidavit of Matthew Levander
5	Affidavit of Lawrence Dernulc
6	Affidavit of David Emerson, LCG Associates, Inc.
7	Audit of Trust
8	Audit of Escrow
9	Affidavit of Matthew Ide
10	Affidavit of Kenneth Goulart
11	Affidavit of Brian Choquette
12	Notice of Publication

1 Pursuant to RSA-F:21, IV, a Preliminary Report and 1 Order (“PRO”) was released
2 to the parties on October 25, 2021 and made available to the public at the Seabrook Town
3 Hall as of February 11, 2022. No comments on the PRO were received from either the
4 parties or public.

5 As required by RSA 162-F:21.IV, a public hearing was held on March 2, 2022 in
6 the Town of Seabrook (“Seabrook Hearing”). Additional exhibits submitted by NextEra
7 and entered into the record at the Seabrook Hearing are listed in Chart 2 below.

8 **Chart 2**
9 **Exhibits Recorded at Seabrook Hearing**

Exhibit Number	Description
By Full Parties	
13	Preliminary Report and Order issued on October 25, 2021
14	Affidavit of Publication by NextEra Energy Seabrook, LLC dated February 16, 2022
15	Decommissioning Cost Projections and Schedules of Payments based on balances as of December 31, 2021

Exhibit Number	Description
16	Final Report and Order

1 **III. PROCEDURAL HISTORY**

2 Chart 3 presents the year-end Trust and Escrow balances for 2019, 2020 and 2021.

3 **Chart 3**
4 **Trust and Escrow Balances**

Fund Investments	Year-End 2019 Balances (\$Millions) (%)		Year-End 2020 Balances (\$Millions) (%)		Year-End 2021 Balances (\$Millions) (%)	
1A Fixed Income	113.0	13.1	119.8	12.4	118.5	10.5
1B Equities	128.0	14.8	129.1	13.4	148.1	13.2
2 Fixed Income	33.5	3.9	35.9	3.7	40.8	3.6
3 Fixed Income	102.6	11.9	96.2	10.0	133.0	11.8
5 Equities	386.6	44.7	479.8	49.6	569.6	50.6
6 Equities	42.2	4.9	49.1	5.1	55.7	5.0
7 Opportunistic	58.6	6.8	56.8	5.9	60.1	5.3
Trust Total	864.7	100	966.6	100	1125.8	100
Escrow Investments	36.3		20.5		12.2	
Total including Escrow	901.0		987.1		1138.0	

5 Funds 1A and 1B are “qualified” funds of the Managing Agent (NextEra Energy
6 Seabrook). Earnings generated by qualified funds receive a favorable tax rate that, by law,
7 is set at 20%. Taxes on qualified funds are included as expenses and are paid out of the
8 Trust, as can be seen in the funding schedules. Nonqualified fund earnings flow through
9 to the Managing Agent and are taxed at the corporate federal tax rate plus any applicable
10 state tax. Tax obligations on nonqualified funds are funded outside the Trust. The three
11 municipal Joint Owners are not subject to taxes and do not invest in the qualified funds.
12 NextEra has investments in the qualified and nonqualified funds. The Investment
13 Guidelines dictate the limiting percentage that the portfolio of an individual owner may
14 hold in each fund or asset class.

1 Under current assumptions for rates of return and with a funding date of 2050, large
2 surpluses (“overfunding”) are predicted for each Joint Owner upon completion of
3 decommissioning in 2101 (Exhibit 2 at 3) as shown in Chart 4. Chart 3 provides the current
4 level and the growth in overfunding over the last ten months.

5 **Chart 4**
6 **Projected Overfunding**

Joint Owner	Projected Overfunding Based on December 31, 2021 Balances
MMWEC	\$2.7 Billion
Taunton	\$11.8 Million
Hudson	\$10.1 Million
NextEra	\$74.4 Billion
Total	\$77.1 Billion

7 **IV. DISCUSSION**

8 **A. Projected Cost of Decommissioning**

9 The Committee conducted a review of the detailed revised cost estimate presented
10 by TLG Associates on behalf of the Joint Owners in the NDFC 2019-1 comprehensive
11 review. No changes were proposed in this docket. Therefore, for purposes of the funding
12 schedules, the projected cost of decommissioning shall be assumed to be the estimated cost
13 approved in NDFC 2019-1 escalated at 3.50% to December 31, 2021 dollars or
14 \$1,152,493,485.

15 **B. Funding Date**

16 The Funding Date is the date established by the Committee at which time the Trust
17 shall hold sufficient funds to complete decommissioning under the schedule approved by
18 the NDFC. (RSA 162-F:14 VII). The schedules of payments are calculated using the
19 Funding Date as the latest date when payments could be received. In NDFC Docket 2019-

1 1, the Committee extended the funding date from 2030 to 2050 based on the 20-year license
2 extension awarded to Seabrook Station in March 2019, and its continued strong operational
3 performance. The Funding Date shall continue to coincide with the current operating
4 license expiration date of March 15, 2050.

5 **C. Escalation**

6 Escalation is the assumed rate at which the cost of decommissioning increases from
7 year to year. The Committee approved the current rate of 3.50% during the 2015
8 comprehensive review (*See*: NDFC 2015-1 Final Report and Order at 1). It will remain at
9 3.50% until modified by the Committee.

10 **D. Inflation Rate**

11 An inflation adjustment is applied to the schedules of payments after the projected
12 cost of decommissioning is established. The contribution requirements (if any) increase
13 each year by the inflation rate. The purpose of the inflation adjustment is to avoid inter-
14 generational transfers of decommissioning obligations that would result if different
15 generations of customers paid an equal nominal amount toward decommissioning, without
16 regard for the decrease in the value of those dollars over time. The assumed inflation rate
17 will remain at 2.75% until modified by the Committee.

18 **E. Trust and Escrow Earnings Assumptions**

19 The total portfolio return assumption for the Trust is 7.32% based on the approved
20 rates of return for all asset types. The Investment Consultant characterizes this assumed
21 return as “reasonable if not conservative with respect to historical data.” (Exhibit 2 at 3).
22 The Committee approves continuation of the currently approved assumed rates of return

1 for equities, fixed income, cash and cash equivalents, and the Opportunistic Strategy
2 investments.

3 **F. Coverage Ratio**

4 The NDFC established the coverage ratio requirement to ensure that sufficient cash
5 would be available to promptly complete necessary activities during the seven years of
6 active decommissioning. Presently, active decommissioning is forecasted to be from 2050
7 to 2056. This requirement is one of the assumptions used to calculate the schedules of
8 payment. During that period, a sum of funds for each Joint Owner is to be held in cash,
9 cash equivalents, and high quality fixed income securities at every point during each
10 calendar year. That sum must be equal to no less than 3.3 times the following calendar
11 year's anticipated decommissioning expenditures (*See*: NDFC 2019-1 FRO at 23-24). The
12 coverage ratio sets a floor on the amount of liquidity available during the dismantlement
13 period without relying on the forced or untimely liquidation of equities, which mitigates
14 the disruption of investment performance in the Trust. The Committee approves
15 continuation of the same coverage ratio assumptions.

16 **G. Allocation Targets**

17 The investment guidelines allow a maximum allocation to equities of 70%, applied
18 to each Joint Owner's total asset value at the time the equity holdings are purchased. If the
19 Joint Owner's actual investments in equities are within +/- 3% of the Joint Owner's target
20 when the schedules of payments are approved by the NDFC, the targeted allocation is
21 assumed in calculating the funding schedules. Otherwise, the target or actual allocation,
22 whichever is lower, is used (*See*: NDFC Docket 2015-1 FRO at 44). The 3% bandwidth is
23 designed to minimize the need to time the market in order to meet the requirements of the

1 funding schedules and the Investment Guidelines, as well as optimize the timing of periodic
2 portfolio rebalancing. The Committee finds no reason to change these assumptions at this
3 time.

4 **H. Release of Escrow**

5 In NDFC 2019-1, the Committee granted NextEra’s request for the release of
6 approximately two-thirds of the balance of its Escrow, or \$16.6 million, (*See*: NDFC
7 Docket 2019-1 Exhibit 15 at 4) and also released all but \$500 of the Escrow balances of
8 Taunton and Hudson. In NDFC 2020-1, the Committee granted NextEra’s request for
9 release of all but \$500 of its Escrow balance.

10 In this Docket, MMWEC, which had heretofore opposed any release of Escrow
11 funds including its own, has requested the release of all but \$500 of its Escrow balance or
12 about \$12.1 million pursuant to a vote of the MMWEC Board of Directors. (Exhibit 9 at
13 3). The Committee approves MMWEC’s request for the same reason that it had approved
14 the other Joint Owner Escrow release requests: the projected overfunding level in
15 MMWEC’s Trust balances. By sworn affidavit (Exhibit 9) MMWEC states that it will
16 establish a trust for the purposes of holding and investing the released Escrow funds in
17 accordance with investment guidelines applicable to the trust for the purposes of fulfilling
18 decommissioning obligations. The Committee takes note of this but will have no authority
19 over such trust.

20 **I. Funding Assurances**

21 Funding assurances are required of all non-utility owners of Seabrook Station.
22 (RSA 162-F: 21-a, III). The NDFC may impose a funding assurance requirement to ensure
23 recovery of decommissioning costs in the event there is a premature permanent cessation

1 of operations. (RSA 162-F:19.IV). In NDFC Docket 2002-2, the NDFC established
2 funding assurance requirements for NextEra, which included a guaranty by its indirect
3 parent company, NextEra Energy Capital Holdings (formerly FPL Group Capital, Inc.),
4 which in turn is backed by a guaranty from the holding company, NextEra Energy, Inc.
5 (formerly FPL Group, Inc.).

6 Certain financial assurance triggers were established as a condition of the NDFC's
7 approval of the NextEra (then FPL Group) purchase of Seabrook Station in 2002 which
8 require NextEra to notify the NDFC of significant changes to its financial health and to
9 take steps such as additional payments to mitigate the chances of underfunding. The
10 triggers are based on operating income, debt to capitalization ratio, sale of all or part of the
11 regulated utility in Florida, and missing decommissioning payments. None of the triggers
12 have ever been reached.

13 NextEra has grown significantly since 2002, and the Committee requested that
14 NextEra conduct a review for this docket to see if the triggers are still appropriate or should
15 be changed. (*See*: Docket 2020-1 FRO at 18). Although NextEra argues in the Stipulation
16 that the need for the financial triggers has been overtaken by time and financial
17 performance, they suggest deferring this issue to the point where NextEra's Trust balance
18 exceeds its share of the total decommissioning cost which could come as soon as 2022. In
19 the event that this crossover actually occurs or is projected to occur in 2022, the Committee
20 requests that NextEra and NDFC Counsel present a proposal for modification of these
21 'triggers,' as appropriate.

1
2

Chart 4
Status of NextEra Funding Assurances and Triggers

Event	Result	2020 Status
NextEra Energy Seabrook fails to make a scheduled payment to the decommissioning fund	<ul style="list-style-type: none"> ➤ In addition to scheduled payments, payment equal to 6-months of payments paid into the fund ➤ All decommissioning payments will also be made as scheduled by NDFC 	No payments have been missed.
NextEra Energy sells 80% FP&L (FPL utility) generation assets	<ul style="list-style-type: none"> ➤ 12-months of decommissioning payments paid into Escrow ➤ NextEra Energy Seabrook must show cause why funding assurance should not be changed ➤ All decommissioning payments will also be made as scheduled by NDFC 	A review of the 8K's and 10K's demonstrated that NextEra Energy did not sell 80% of FP&L's generation assets in 2020 .
NextEra Energy's Funded debt to total Capitalization exceeds 0.65:1.00	<ul style="list-style-type: none"> ➤ NextEra Energy Seabrook will not pay any cash dividends or other transfers to NextEra Energy, /or/ ➤ NextEra Energy Seabrook may make payment equal to 6-months of payments paid into the decommissioning fund, in addition to all other scheduled payments ➤ All decommissioning payments will also be made as scheduled by NDFC 	The adjusted total debt to capital ratio was 49.1% as of 12/31/2020. [Exhibit 1 at 11]
NextEra Energy's operating income falls below \$800 million	<ul style="list-style-type: none"> ➤ NextEra Energy Seabrook must show cause why funding assurance should not be changed ➤ All decommissioning payments will also be made as scheduled by NDFC 	According to the NextEra Energy Annual Report (10K), operating income was \$5,046 million as of year-end 2020.
NextEra Energy's operating income falls below \$600 million	<ul style="list-style-type: none"> ➤ 12-months of payments paid into Escrow ➤ NextEra Energy Seabrook must show cause why funding assurance should not be changed ➤ All decommissioning payments will also be made as scheduled by NDFC 	According to the NextEra Energy Annual Report (10K), operating income was \$5,046 million as of year-end 2020.

3 The Committee is satisfied that the financial capability of NextEra Energy
4 Seabrook, as backed by the funding assurances of NextEra Energy, Inc., remains sufficient

1 to fund NextEra Energy Seabrook’s decommissioning obligation, even in the event of a
2 permanent premature cessation of operations.

3 The Committee previously determined that Taunton, Hudson, and MMWEC are
4 subject to contractual and statutory obligations that cannot be voided, even by resorting to
5 bankruptcy by means of employing the current Bankruptcy Code, and that additional
6 funding assurances were not required of those Seabrook Joint Owners (*See*: NDFC Docket
7 No. 2008-1 Final Report and Order at 21 – 29).

8 **J. Contributions**

9 Since all of the Joint Owners are overfunded, the 2022 schedules of payments
10 require no contributions from any of the Joint Owners.

11 **K. Schedules of Payments**

12 The Schedules of Payments for 2022 shall reflect Trust balances as of December
13 31, 2021 and be based on the assumptions and other requirements of this Final Report and
14 Order. The Schedules of Payments included as Attachment A meet these conditions and
15 shall be effective as of January 1, 2022.

16 **L. 2022 Annual Report**

17 NextEra is to file, no later than March 31, 2022, an independent auditor’s report of
18 the Seabrook Nuclear Decommissioning Financing Trust Fund and Escrow Fund as of
19 December 31, 2021.

20 The 2022 Annual Report required by RSA: F-22.II shall be filed by May 31, 2022.
21 If NextEra’s Trust balance as of January 1, 2022 exceeds its share of the total
22 decommissioning cost, NextEra shall include a proposal to replace the existing funding
23 assurance triggers.

1 **V. CONCLUSION**

2 For the reasons set forth within this Report and Order, the Committee finds that the
3 requirements of RSA 162-F will be met by the decisions of the NDFC and the resulting
4 schedules of payment.

5 **Based on the foregoing, it is hereby**

6 **ORDERED**, that the funding assurance provided by NextEra Energy Seabrook
7 approved in the Docket 2002-2 Final Report and Order shall remain in place and
8 unchanged; and it is

9 **FURTHER ORDERED**, that the schedule of payments for 2022 shall be
10 calculated using the assumptions delineated in this Final Report and Order; and it is

11 **FURTHER ORDERED**, that payments into the Funding Assurance Escrow are
12 funding assurance obligations and are not schedules of payment obligations of the
13 Seabrook Joint Owners. Payments into the Escrow are obligations imposed by the NDFC
14 and fully enforceable by the Committee; and it is

15 **FURTHER ORDERED**, that the balance of MMWEC's share of the Escrow fund
16 shall be released to MMWEC, except for \$500, no later than 90 days after the issuance of
17 this Final Report and Order; and it is


18 **FURTHER ORDERED**, that the Schedule of Payments presented as Attachment
19 A to this Final Report and Order shall be in effect from January 1, 2022, and until modified
20 by order of the NDFC; and it is

21 **FURTHER ORDERED**, that NextEra Energy Seabrook is to file no later than
22 March 31, 2022, an independent auditor's report on the Seabrook Nuclear
23 Decommissioning Financing Trust Fund and the Seabrook Escrow Fund as of December
24 31, 2021; and it is

25 **FURTHER ORDERED**, that the 2022 Annual Report is to be filed no later than
26 May 31, 2022

- 1 This Final Report and Order is released on March 2, 2022.
- 2 By vote of the NDFC members during the Seabrook Public Hearing on March 2,
- 3 2022, the Chair was authorized to issue this report on behalf of the NDFC.

Agreed to by the Nuclear Decommissioning Financing Committee this 2nd day of March, 2022.




MONICA MEZZAPELLE,
OFFICE OF THE TREASURER



MICHAEL HARRINGTON,,
REPRESENTATIVE

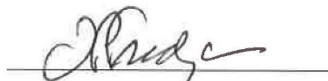
ROBERT GIUDA,
SENATOR



SCOTT BRYER,
DEPARTMENT OF SAFETY




DANIEL C. GOLDNER
NH PUBLIC UTILITIES COMMISSION



JAMES FREDYMA,
HEALTH AND HUMAN SERVICES

CHRISTOPHER ELLMS, JR.,
NH DEPARTMENT OF ENERGY



ABOUL KHAN,
REPRESENTATIVE
REPRESENTATIVE, TOWN OF SEABROOK



JARED CHICOINE
NH DEPARTMENT OF ENERGY

ATTACHMENT A

1
2

DOCKET NO. NDFC 2021-1
FINAL REPORT AND ORDER

Run	2	Trust Earnings:	Pre-tax Returns	Tax Rate
12/31/2021 Cost:	\$1,152,493,485	1A Fixed Income	4.45%	20.0%
Funding Date:	3/15/2050	1B Equities	8.5%	20.0%
Escalation:	3.50%	1C Cash	2.25%	20.0%
Inflation:	2.75%	2 Fixed Income	4.25%	0.0%
Escrow Return:	0.25%	3 Fixed Income	4.45%	0.0%
DOE Settlement Credit:	No	4 Cash	2.25%	0.0%
		5 Equities	8.5%	0.0%
		6 Equities	8.5%	0.0%
		7 Opportunistic	7.5% (net)	0.0%

	Next Era	MMWEC	Hudson	Taunton	Totals
12/31/21 Escrow Bal	\$553	\$500	\$501	\$502	\$2,056
12/31/21 Trust Bal	\$1,029,288,402	\$94,767,658	\$789,230	\$991,174	\$1,125,836,464
TOTAL BALANCE	\$1,029,288,955	\$94,768,158	\$789,731	\$991,676	\$1,125,838,520
Contributions					
2022	\$0	\$0	\$0	\$0	\$0
2023	\$0	\$0	\$0	\$0	\$0
Total Projected 2024-2030	\$0	\$0	\$0	\$0	\$0
Project Balance 2022	\$1,029,288,955	\$94,768,158	\$789,731	\$991,676	\$1,125,838,520
% Target Decom 2022	101%	71%	89%	86%	98%
Project Balance 2030	\$1,751,144,739	\$154,923,002	\$1,191,843	\$1,496,675	\$1,908,756,259
% Target Decom 2030	131%	88%	102%	98%	126%
Project Balance 2050	\$6,319,163,957	\$500,504,257	\$3,213,212	\$4,033,953	\$6,826,915,379
% Target Decom 2050	237%	143%	138%	133%	224%
Final Projected Assets (2101)	\$74,439,996,566	\$2,689,325,098	\$10,116,183	\$11,792,378	\$77,151,230,225
% Target Decom Complete (2101)	100%	100%	100%	100%	100%
Lowest Coverage Ratio Decom Period	10.3	5.6	5.9	5.7	10.0
Target Equity Allocation (%)	65%	55%	30%	30%	

Seabrook Station Funding Run
Decommissioning Cost Projection
As of 12/31/2021

Total for All Owners - Run 2

Year	Escrow				
	Beginning of Year Balance	Contributions	Earnings	Transfers or Disbursements	End of Year Balance
2022	\$ 2,056	\$ -	\$ -	\$ -	\$ 2,061
2023	\$ 2,061	\$ -	\$ -	\$ -	\$ 2,066
2024	\$ 2,066	\$ -	\$ -	\$ -	\$ 2,071
2025	\$ 2,071	\$ -	\$ -	\$ -	\$ 2,077
2026	\$ 2,077	\$ -	\$ -	\$ -	\$ 2,082
2027	\$ 2,082	\$ -	\$ -	\$ -	\$ 2,087
2028	\$ 2,087	\$ -	\$ -	\$ -	\$ 2,092
2029	\$ 2,092	\$ -	\$ -	\$ -	\$ 2,097
2030	\$ 2,097	\$ -	\$ -	\$ -	\$ 2,103
2031	\$ 2,103	\$ -	\$ -	\$ -	\$ 2,108
2032	\$ 2,108	\$ -	\$ -	\$ -	\$ 2,113
2033	\$ 2,113	\$ -	\$ -	\$ -	\$ 2,119
2034	\$ 2,119	\$ -	\$ -	\$ -	\$ 2,124
2035	\$ 2,124	\$ -	\$ -	\$ -	\$ 2,129
2036	\$ 2,129	\$ -	\$ -	\$ -	\$ 2,134
2037	\$ 2,134	\$ -	\$ -	\$ -	\$ 2,140
2038	\$ 2,140	\$ -	\$ -	\$ -	\$ 2,145
2039	\$ 2,145	\$ -	\$ -	\$ -	\$ 2,151
2040	\$ 2,151	\$ -	\$ -	\$ -	\$ 2,156
2041	\$ 2,156	\$ -	\$ -	\$ -	\$ 2,161
2042	\$ 2,161	\$ -	\$ -	\$ -	\$ 2,167
2043	\$ 2,167	\$ -	\$ -	\$ -	\$ 2,172
2044	\$ 2,172	\$ -	\$ -	\$ -	\$ 2,178
2045	\$ 2,178	\$ -	\$ -	\$ -	\$ 2,183
2046	\$ 2,183	\$ -	\$ -	\$ -	\$ 2,188
2047	\$ 2,188	\$ -	\$ -	\$ -	\$ 2,194
2048	\$ 2,194	\$ -	\$ -	\$ -	\$ 2,199
2049	\$ 2,199	\$ -	\$ -	\$ -	\$ 2,205
2050	\$ 2,205	\$ -	\$ -	\$ -	\$ 2,210
2051	\$ 2,210	\$ -	\$ -	\$ -	\$ 2,216
2052	\$ 2,216	\$ -	\$ -	\$ -	\$ 2,221
2053	\$ 2,221	\$ -	\$ -	\$ -	\$ 2,227
2054	\$ 2,227	\$ -	\$ -	\$ -	\$ 2,233
2055	\$ 2,233	\$ -	\$ -	\$ -	\$ 2,238
2056	\$ 2,238	\$ -	\$ -	\$ -	\$ 2,244
2057	\$ 2,244	\$ -	\$ -	\$ -	\$ 2,249
2058	\$ 2,249	\$ -	\$ -	\$ -	\$ 2,255
2059	\$ 2,255	\$ -	\$ -	\$ -	\$ 2,261
2060	\$ 2,261	\$ -	\$ -	\$ -	\$ 2,266
2061	\$ 2,266	\$ -	\$ -	\$ -	\$ 2,272
2062	\$ 2,272	\$ -	\$ -	\$ -	\$ 2,278
2063	\$ 2,278	\$ -	\$ -	\$ -	\$ 2,283
2064	\$ 2,283	\$ -	\$ -	\$ -	\$ 2,289
2065	\$ 2,289	\$ -	\$ -	\$ -	\$ 2,295
2066	\$ 2,295	\$ -	\$ -	\$ -	\$ 2,301
2067	\$ 2,301	\$ -	\$ -	\$ -	\$ 2,306
2068	\$ 2,306	\$ -	\$ -	\$ -	\$ 2,312
2069	\$ 2,312	\$ -	\$ -	\$ -	\$ 2,318
2070	\$ 2,318	\$ -	\$ -	\$ -	\$ 2,324
2071	\$ 2,324	\$ -	\$ -	\$ -	\$ 2,329
2072	\$ 2,329	\$ -	\$ -	\$ -	\$ 2,335
2073	\$ 2,335	\$ -	\$ -	\$ -	\$ 2,341
2074	\$ 2,341	\$ -	\$ -	\$ -	\$ 2,347
2075	\$ 2,347	\$ -	\$ -	\$ -	\$ 2,353

Year	Trust							Escrow + Trust Balance (End of Year)
	Beginning of Year Balance	Contributions and End of Year Escrow Transfer	Earnings	Fees and Expenses	Decommissioning Expense	Taxes	End of Year Balance	
2022	\$ 1,125,836,464	\$ -	\$ 83,565,332	\$ 4,184,775	\$ -	\$ 4,845,579	\$ 1,200,371,441	\$ 1,200,373,503
2023	\$ 1,200,371,441	\$ -	\$ 89,229,023	\$ 4,337,601	\$ -	\$ 3,263,642	\$ 1,281,999,221	\$ 1,282,001,287
2024	\$ 1,281,999,221	\$ -	\$ 95,405,502	\$ 4,616,702	\$ -	\$ 3,376,383	\$ 1,369,411,637	\$ 1,369,413,709
2025	\$ 1,369,411,637	\$ -	\$ 102,024,889	\$ 4,915,125	\$ -	\$ 3,502,532	\$ 1,463,018,869	\$ 1,463,020,945
2026	\$ 1,463,018,869	\$ -	\$ 109,118,986	\$ 5,234,197	\$ -	\$ 3,640,481	\$ 1,563,263,176	\$ 1,563,265,258
2027	\$ 1,563,263,176	\$ -	\$ 116,722,063	\$ 5,575,387	\$ -	\$ 3,789,773	\$ 1,670,620,080	\$ 1,670,622,167
2028	\$ 1,670,620,080	\$ -	\$ 124,870,974	\$ 5,940,272	\$ -	\$ 3,950,103	\$ 1,785,600,678	\$ 1,785,602,770
2029	\$ 1,785,600,678	\$ -	\$ 133,605,334	\$ 6,330,550	\$ -	\$ 4,121,301	\$ 1,908,754,161	\$ 1,908,756,259
2030	\$ 1,908,754,161	\$ -	\$ 142,967,724	\$ 6,748,042	\$ -	\$ 4,303,306	\$ 2,040,670,538	\$ 2,040,672,640
2031	\$ 2,040,670,538	\$ -	\$ 153,003,900	\$ 7,194,706	\$ -	\$ 4,496,156	\$ 2,181,983,576	\$ 2,181,985,684
2032	\$ 2,181,983,576	\$ -	\$ 163,763,025	\$ 7,672,644	\$ -	\$ 4,699,975	\$ 2,333,373,983	\$ 2,333,376,096
2033	\$ 2,333,373,983	\$ -	\$ 175,297,923	\$ 8,184,115	\$ -	\$ 4,914,960	\$ 2,495,572,830	\$ 2,495,574,949
2034	\$ 2,495,572,830	\$ -	\$ 187,665,342	\$ 8,731,545	\$ -	\$ 5,141,378	\$ 2,669,365,249	\$ 2,669,367,373
2035	\$ 2,669,365,249	\$ -	\$ 200,926,248	\$ 9,317,539	\$ -	\$ 5,379,553	\$ 2,855,594,405	\$ 2,855,596,535
2036	\$ 2,855,594,405	\$ -	\$ 215,146,136	\$ 9,944,895	\$ -	\$ 5,629,866	\$ 3,055,165,780	\$ 3,055,167,915
2037	\$ 3,055,165,780	\$ -	\$ 230,395,366	\$ 10,616,619	\$ -	\$ 5,892,749	\$ 3,269,051,778	\$ 3,269,053,918
2038	\$ 3,269,051,778	\$ -	\$ 246,749,524	\$ 11,335,939	\$ -	\$ 6,168,680	\$ 3,498,296,682	\$ 3,498,298,828
2039	\$ 3,498,296,682	\$ -	\$ 264,289,810	\$ 12,106,322	\$ -	\$ 6,458,186	\$ 3,744,021,985	\$ 3,744,024,135
2040	\$ 3,744,021,985	\$ -	\$ 283,103,460	\$ 12,931,492	\$ -	\$ 6,761,834	\$ 4,007,432,118	\$ 4,007,434,274
2041	\$ 4,007,432,118	\$ -	\$ 303,284,191	\$ 13,815,450	\$ -	\$ 7,080,237	\$ 4,289,820,623	\$ 4,289,822,784
2042	\$ 4,289,820,623	\$ -	\$ 324,932,689	\$ 14,762,492	\$ -	\$ 7,414,047	\$ 4,592,576,773	\$ 4,592,578,940
2043	\$ 4,592,576,773	\$ -	\$ 348,157,127	\$ 15,777,236	\$ -	\$ 7,763,961	\$ 4,917,192,702	\$ 4,917,194,874
2044	\$ 4,917,192,702	\$ -	\$ 373,073,723	\$ 16,864,641	\$ -	\$ 8,130,717	\$ 5,265,271,068	\$ 5,265,273,246
2045	\$ 5,265,271,068	\$ -	\$ 366,364,852	\$ 17,037,911	\$ -	\$ 9,733,628	\$ 5,604,864,381	\$ 5,604,866,564
2046	\$ 5,604,864,381	\$ -	\$ 354,649,059	\$ 16,448,459	\$ -	\$ 9,344,368	\$ 5,933,720,614	\$ 5,933,722,802
2047	\$ 5,933,720,614	\$ -	\$ 337,895,050	\$ 15,621,117	\$ -	\$ 8,857,146	\$ 6,247,137,401	\$ 6,247,139,595
2048	\$ 6,247,137,401	\$ -	\$ 316,075,050	\$ 14,554,411	\$ -	\$ 8,273,124	\$ 6,540,384,916	\$ 6,540,387,116
2049	\$ 6,540,384,916	\$ -	\$ 307,518,273	\$ 13,270,729	\$ -	\$ 7,719,286	\$ 6,826,913,174	\$ 6,826,915,379
2050	\$ 6,826,913,174	\$ -	\$ 294,637,919	\$ 12,257,218	\$ 191,646,279	\$ 8,331,030	\$ 6,909,316,565	\$ 6,909,318,776
2051	\$ 6,909,316,565	\$ -	\$ 283,737,443	\$ 11,737,021	\$ 445,552,534	\$ 15,621,509	\$ 6,720,142,944	\$ 6,720,145,160
2052	\$ 6,720,142,944	\$ -	\$ 280,086,965	\$ 11,705,396	\$ 536,132,190	\$ 5,564,797	\$ 6,446,827,525	\$ 6,446,829,747
2053	\$ 6,446,827,525	\$ -	\$ 271,198,569	\$ 11,630,953	\$ 494,890,541	\$ -	\$ 6,211,504,601	\$ 6,211,506,828
2054	\$ 6,211,504,601	\$ -	\$ 263,613,144	\$ 11,386,753	\$ 378,947,792	\$ -	\$ 6,084,783,199	\$ 6,084,785,432
2055	\$ 6,084,783,199	\$ -	\$ 262,243,125	\$ 11,316,821	\$ 200,907,872	\$ -	\$ 6,134,801,631	\$ 6,134,803,870
2056	\$ 6,134,801,631	\$ -	\$ 266,231,205	\$ 11,490,088	\$ 124,787,624	\$ -	\$ 6,264,755,124	\$ 6,264,757,368
2057	\$ 6,264,755,124	\$ -	\$ 272,495,752	\$ 11,774,305	\$ 101,042,169	\$ -	\$ 6,424,434,401	\$ 6,424,436,651
2058	\$ 6,424,434,401	\$ -	\$ 281,002,381	\$ 12,113,769	\$ 37,237,673	\$ -	\$ 6,656,085,341	\$ 6,656,087,596
2059	\$ 6,656,085,341	\$ -	\$ 291,553,538	\$ 12,553,109	\$ 20,815,322	\$ -	\$ 6,914,270,448	\$ 6,914,272,708
2060	\$ 6,914,270,448	\$ -	\$ 372,114,317	\$ 16,161,557	\$ 21,604,194	\$ -	\$ 7,248,619,014	\$ 7,248,621,280
2061	\$ 7,248,619,014	\$ -	\$ 428,261,188	\$ 17,456,422	\$ 22,297,893	\$ -	\$ 7,637,125,887	\$ 7,637,128,159
2062	\$ 7,637,125,887	\$ -	\$ 491,344,940	\$ 20,390,967	\$ 23,078,320	\$ -	\$ 8,085,001,541	\$ 8,085,003,818
2063	\$ 8,085,001,541	\$ -	\$ 562,658,177	\$ 23,698,479	\$ 23,886,061	\$ -	\$ 8,600,075,177	\$ 8,600,077,461
2064	\$ 8,600,075,177	\$ -	\$ 643,723,793	\$ 27,450,622	\$ 24,791,310	\$ -	\$ 9,191,557,038	\$ 9,191,559,327
2065	\$ 9,191,557,038	\$ -	\$ 688,141,885	\$ 28,575,107	\$ 25,587,346	\$ -	\$ 9,825,536,471	\$ 9,825,538,766
2066	\$ 9,825,536,471	\$ -	\$ 735,701,852	\$ 30,450,753	\$ 26,482,903	\$ -	\$ 10,504,306,968	\$ 10,504,309,288
2067	\$ 10,504,306,968	\$ -	\$ 786,626,131	\$ 32,455,507	\$ 27,409,804	\$ -	\$ 11,231,065,487	\$ 11,231,067,793
2068	\$ 11,231,065,487	\$ -	\$ 841,152,440	\$ 34,598,465	\$ 28,448,598	\$ -	\$ 12,009,170,864	\$ 12,009,173,176
2069	\$ 12,009,170,864	\$ -	\$ 899,542,307	\$ 36,889,245	\$ 29,362,068	\$ -	\$ 12,842,461,858	\$ 12,842,464,176
2070	\$ 12,842,461,858	\$ -	\$ 962,074,941	\$ 39,338,680	\$ 30,389,740	\$ -	\$ 13,734,808,380	\$ 13,734,810,703
2071	\$ 13,734,808,380	\$ -	\$ 1,029,044,535	\$ 41,957,808	\$ 31,453,381	\$ -	\$ 14,690,441,726	\$ 14,690,444,055
2072	\$ 14,690,441,726	\$ -	\$ 1,100,765,635	\$ 44,758,630	\$ 32,645,421	\$ -	\$ 15,713,803,310	\$ 15,713,805,645
2073	\$ 15,713,803,310	\$ -	\$ 1,177,583,138	\$ 47,753,858	\$ 33,693,648	\$ -	\$ 16,809,938,942	\$ 16,809,941,283
2074	\$ 16,809,938,942	\$ -	\$ 1,259,865,480	\$ 50,957,720	\$ 34,872,926	\$ -	\$ 17,983,973,776	\$ 17,983,976,122
2075	\$ 17,983,973,776	\$ -	\$ 1,348,001,768	\$ 54,384,811	\$ 36,093,478	\$ -	\$ 19,241,497,254	\$ 19,241,499,607

Seabrook Station Funding Run
Decommissioning Cost Projection
As of 12/31/2021

Total for All Owners - Run 2

Year	Escrow					Trust							Escrow + Trust Balance (End of Year)
	Beginning of Year Balance	Contributions	Earnings	Transfers or Disbursements	End of Year Balance	Beginning of Year Balance	Contributions and End of Year Escrow Transfer	Earnings	Fees and Expenses	Decommissioning Expense	Taxes	End of Year Balance	
2076	\$ 2,353	\$ -	\$ 6	\$ -	\$ 2,359	\$ 19,241,497,254	\$ -	\$ 1,442,408,202	\$ 58,050,968	\$ 37,461,371	\$ -	\$ 20,588,393,117	\$ 20,588,395,475
2077	\$ 2,359	\$ -	\$ 6	\$ -	\$ 2,365	\$ 20,588,393,117	\$ -	\$ 1,543,245,335	\$ 61,970,870	\$ 46,092,447	\$ -	\$ 22,023,575,134	\$ 22,023,577,499
2078	\$ 2,365	\$ -	\$ 6	\$ -	\$ 2,370	\$ 22,023,575,134	\$ -	\$ 1,651,004,226	\$ 66,146,571	\$ 47,705,683	\$ -	\$ 23,560,727,107	\$ 23,560,729,477
2079	\$ 2,370	\$ -	\$ 6	\$ -	\$ 2,376	\$ 23,560,727,107	\$ -	\$ 1,766,427,672	\$ 70,613,857	\$ 49,375,382	\$ -	\$ 25,207,165,540	\$ 25,207,167,916
2080	\$ 2,376	\$ -	\$ 6	\$ -	\$ 2,382	\$ 25,207,165,540	\$ -	\$ 1,890,060,619	\$ 75,393,498	\$ 51,239,583	\$ -	\$ 26,970,593,078	\$ 26,970,595,460
2081	\$ 2,382	\$ -	\$ 6	\$ -	\$ 2,388	\$ 26,970,593,078	\$ -	\$ 2,022,498,784	\$ 80,507,478	\$ 52,892,143	\$ -	\$ 28,859,692,240	\$ 28,859,694,629
2082	\$ 2,388	\$ -	\$ 6	\$ -	\$ 2,394	\$ 28,859,692,240	\$ -	\$ 2,164,378,883	\$ 85,980,263	\$ 54,743,368	\$ -	\$ 30,883,347,492	\$ 30,883,349,886
2083	\$ 2,394	\$ -	\$ 6	\$ -	\$ 2,400	\$ 30,883,347,492	\$ -	\$ 2,316,374,784	\$ 91,837,104	\$ 56,659,386	\$ -	\$ 33,051,225,786	\$ 33,051,228,186
2084	\$ 2,400	\$ -	\$ 6	\$ -	\$ 2,406	\$ 33,051,225,786	\$ -	\$ 2,479,207,542	\$ 98,105,357	\$ 58,798,600	\$ -	\$ 35,373,529,372	\$ 35,373,531,778
2085	\$ 2,406	\$ -	\$ 6	\$ -	\$ 2,412	\$ 35,373,529,372	\$ -	\$ 2,653,663,413	\$ 104,814,093	\$ 60,694,951	\$ -	\$ 37,861,683,742	\$ 37,861,686,154
2086	\$ 2,412	\$ -	\$ 6	\$ -	\$ 2,418	\$ 37,861,683,742	\$ -	\$ 2,840,583,142	\$ 111,995,510	\$ 62,819,274	\$ -	\$ 40,527,452,100	\$ 40,527,454,518
2087	\$ 2,418	\$ -	\$ 6	\$ -	\$ 2,424	\$ 40,527,452,100	\$ -	\$ 3,040,858,090	\$ 119,683,003	\$ 65,017,949	\$ -	\$ 43,383,609,238	\$ 43,383,611,662
2088	\$ 2,424	\$ -	\$ 6	\$ -	\$ 2,430	\$ 43,383,609,238	\$ -	\$ 3,255,442,327	\$ 127,912,707	\$ 67,472,746	\$ -	\$ 46,443,666,112	\$ 46,443,668,542
2089	\$ 2,430	\$ -	\$ 6	\$ -	\$ 2,436	\$ 46,443,666,112	\$ -	\$ 3,485,373,924	\$ 136,723,066	\$ 69,648,852	\$ -	\$ 49,722,668,117	\$ 49,722,670,553
2090	\$ 2,436	\$ -	\$ 6	\$ -	\$ 2,443	\$ 49,722,668,117	\$ -	\$ 3,731,763,330	\$ 146,156,484	\$ 72,086,562	\$ -	\$ 53,236,188,401	\$ 53,236,190,844
2091	\$ 2,443	\$ -	\$ 6	\$ -	\$ 2,449	\$ 53,236,188,401	\$ -	\$ 3,995,789,639	\$ 156,257,130	\$ 74,609,592	\$ -	\$ 57,001,111,319	\$ 57,001,113,767
2092	\$ 2,449	\$ -	\$ 6	\$ -	\$ 2,455	\$ 57,001,111,319	\$ -	\$ 3,677,750,475	\$ 146,046,056	\$ 77,426,527	\$ -	\$ 60,455,389,211	\$ 60,455,391,665
2093	\$ 2,455	\$ -	\$ 6	\$ -	\$ 2,461	\$ 60,455,389,211	\$ -	\$ 3,264,195,848	\$ 122,702,923	\$ 79,923,660	\$ -	\$ 63,516,958,476	\$ 63,516,960,937
2094	\$ 2,461	\$ -	\$ 6	\$ -	\$ 2,467	\$ 63,516,958,476	\$ -	\$ 2,760,720,473	\$ 94,951,255	\$ 82,720,988	\$ -	\$ 66,100,006,706	\$ 66,100,009,173
2095	\$ 2,467	\$ -	\$ 6	\$ -	\$ 2,473	\$ 66,100,006,706	\$ -	\$ 2,176,917,677	\$ 63,311,307	\$ 85,616,223	\$ -	\$ 68,127,996,854	\$ 68,127,999,327
2096	\$ 2,473	\$ -	\$ 6	\$ -	\$ 2,479	\$ 68,127,996,854	\$ -	\$ 1,880,914,665	\$ 29,215,580	\$ 88,848,721	\$ -	\$ 69,890,847,218	\$ 69,890,849,698
2097	\$ 2,479	\$ -	\$ 6	\$ -	\$ 2,486	\$ 69,890,847,218	\$ -	\$ 1,571,103,292	\$ 23,404,680	\$ 91,714,238	\$ -	\$ 71,346,831,592	\$ 71,346,834,078
2098	\$ 2,486	\$ -	\$ 6	\$ -	\$ 2,492	\$ 71,346,831,592	\$ -	\$ 1,603,983,457	\$ 16,564,086	\$ 94,924,236	\$ -	\$ 72,839,326,726	\$ 72,839,329,218
2099	\$ 2,492	\$ -	\$ 6	\$ -	\$ 2,498	\$ 72,839,326,726	\$ -	\$ 1,637,519,235	\$ 17,042,529	\$ 98,246,585	\$ -	\$ 74,361,556,848	\$ 74,361,559,346
2100	\$ 2,498	\$ -	\$ 6	\$ -	\$ 2,504	\$ 74,361,556,848	\$ -	\$ 1,668,538,873	\$ 17,523,375	\$ 365,190,864	\$ -	\$ 75,647,381,481	\$ 75,647,383,985
2101	\$ 2,504	\$ -	\$ 6	\$ -	\$ 2,511	\$ 75,647,381,481	\$ -	\$ 1,699,727,779	\$ 18,013,082	\$ 177,868,463	\$ -	\$ 77,151,227,714	\$ 77,151,230,225
Total:	\$ -	\$ -	\$ 455	\$ -	\$ -	\$ -	\$ -	\$ 84,463,654,830	\$ 3,090,237,810	\$ 5,153,855,481	\$ 194,170,288	\$ -	\$ -

Seabrook Station Funding Run
Decommissioning Cost Projection
As of 12/31/2021

NextEra - Run 2

Escrow					
Year	Beginning of Year Balance	Contributions	Earnings	Transfers or Disbursements	End of Year Balance
2022	\$ 553	\$ -	\$ 1	\$ -	\$ 554
2023	\$ 554	\$ -	\$ 1	\$ -	\$ 556
2024	\$ 556	\$ -	\$ 1	\$ -	\$ 557
2025	\$ 557	\$ -	\$ 1	\$ -	\$ 559
2026	\$ 559	\$ -	\$ 1	\$ -	\$ 560
2027	\$ 560	\$ -	\$ 1	\$ -	\$ 561
2028	\$ 561	\$ -	\$ 1	\$ -	\$ 563
2029	\$ 563	\$ -	\$ 1	\$ -	\$ 564
2030	\$ 564	\$ -	\$ 1	\$ -	\$ 566
2031	\$ 566	\$ -	\$ 1	\$ -	\$ 567
2032	\$ 567	\$ -	\$ 1	\$ -	\$ 568
2033	\$ 568	\$ -	\$ 1	\$ -	\$ 570
2034	\$ 570	\$ -	\$ 1	\$ -	\$ 571
2035	\$ 571	\$ -	\$ 1	\$ -	\$ 573
2036	\$ 573	\$ -	\$ 1	\$ -	\$ 574
2037	\$ 574	\$ -	\$ 1	\$ -	\$ 576
2038	\$ 576	\$ -	\$ 1	\$ -	\$ 577
2039	\$ 577	\$ -	\$ 1	\$ -	\$ 578
2040	\$ 578	\$ -	\$ 1	\$ -	\$ 580
2041	\$ 580	\$ -	\$ 1	\$ -	\$ 581
2042	\$ 581	\$ -	\$ 1	\$ -	\$ 583
2043	\$ 583	\$ -	\$ 1	\$ -	\$ 584
2044	\$ 584	\$ -	\$ 1	\$ -	\$ 586
2045	\$ 586	\$ -	\$ 1	\$ -	\$ 587
2046	\$ 587	\$ -	\$ 1	\$ -	\$ 589
2047	\$ 589	\$ -	\$ 1	\$ -	\$ 590
2048	\$ 590	\$ -	\$ 1	\$ -	\$ 592
2049	\$ 592	\$ -	\$ 1	\$ -	\$ 593
2050	\$ 593	\$ -	\$ 1	\$ -	\$ 595
2051	\$ 595	\$ -	\$ 1	\$ -	\$ 596
2052	\$ 596	\$ -	\$ 1	\$ -	\$ 598
2053	\$ 598	\$ -	\$ 1	\$ -	\$ 599
2054	\$ 599	\$ -	\$ 2	\$ -	\$ 601
2055	\$ 601	\$ -	\$ 2	\$ -	\$ 602
2056	\$ 602	\$ -	\$ 2	\$ -	\$ 604
2057	\$ 604	\$ -	\$ 2	\$ -	\$ 605
2058	\$ 605	\$ -	\$ 2	\$ -	\$ 607
2059	\$ 607	\$ -	\$ 2	\$ -	\$ 608
2060	\$ 608	\$ -	\$ 2	\$ -	\$ 610
2061	\$ 610	\$ -	\$ 2	\$ -	\$ 611
2062	\$ 611	\$ -	\$ 2	\$ -	\$ 613
2063	\$ 613	\$ -	\$ 2	\$ -	\$ 614
2064	\$ 614	\$ -	\$ 2	\$ -	\$ 616
2065	\$ 616	\$ -	\$ 2	\$ -	\$ 617
2066	\$ 617	\$ -	\$ 2	\$ -	\$ 619
2067	\$ 619	\$ -	\$ 2	\$ -	\$ 620
2068	\$ 620	\$ -	\$ 2	\$ -	\$ 622
2069	\$ 622	\$ -	\$ 2	\$ -	\$ 623
2070	\$ 623	\$ -	\$ 2	\$ -	\$ 625
2071	\$ 625	\$ -	\$ 2	\$ -	\$ 627
2072	\$ 627	\$ -	\$ 2	\$ -	\$ 628
2073	\$ 628	\$ -	\$ 2	\$ -	\$ 630
2074	\$ 630	\$ -	\$ 2	\$ -	\$ 631
2075	\$ 631	\$ -	\$ 2	\$ -	\$ 633

Trust						
Beginning of Year Balance	Contributions and End of Year Escrow Transfer	Earnings	Fees and Expenses	Decommissioning Expense	Taxes	End of Year Balance
\$ 1,029,288,402	\$ -	\$ 77,231,225	\$ 3,937,593	\$ -	\$ 4,845,579	\$ 1,097,736,455
\$ 1,097,736,455	\$ -	\$ 82,494,962	\$ 4,082,325	\$ -	\$ 3,263,642	\$ 1,172,885,450
\$ 1,172,885,450	\$ -	\$ 88,246,069	\$ 4,347,665	\$ -	\$ 3,376,383	\$ 1,253,407,470
\$ 1,253,407,470	\$ -	\$ 94,413,046	\$ 4,631,536	\$ -	\$ 3,502,532	\$ 1,339,686,448
\$ 1,339,686,448	\$ -	\$ 101,025,969	\$ 4,935,217	\$ -	\$ 3,640,481	\$ 1,432,136,718
\$ 1,432,136,718	\$ -	\$ 108,117,274	\$ 5,260,128	\$ -	\$ 3,789,773	\$ 1,531,204,092
\$ 1,531,204,092	\$ -	\$ 115,721,861	\$ 5,607,792	\$ -	\$ 3,950,103	\$ 1,637,368,056
\$ 1,637,368,056	\$ -	\$ 123,877,269	\$ 5,979,850	\$ -	\$ 4,121,301	\$ 1,751,144,175
\$ 1,751,144,175	\$ -	\$ 132,623,868	\$ 6,378,062	\$ -	\$ 4,303,306	\$ 1,873,086,675
\$ 1,873,086,675	\$ -	\$ 142,005,062	\$ 6,804,323	\$ -	\$ 4,496,156	\$ 2,003,791,258
\$ 2,003,791,258	\$ -	\$ 152,067,514	\$ 7,260,667	\$ -	\$ 4,699,975	\$ 2,143,898,130
\$ 2,143,898,130	\$ -	\$ 162,861,384	\$ 7,749,280	\$ -	\$ 4,914,960	\$ 2,294,095,844
\$ 2,294,095,274	\$ -	\$ 174,440,589	\$ 8,272,511	\$ -	\$ 5,141,378	\$ 2,455,121,974
\$ 2,455,121,974	\$ -	\$ 186,863,082	\$ 8,832,884	\$ -	\$ 5,379,553	\$ 2,627,772,619
\$ 2,627,772,619	\$ -	\$ 200,191,151	\$ 9,433,111	\$ -	\$ 5,629,866	\$ 2,812,901,367
\$ 2,812,900,793	\$ -	\$ 214,491,746	\$ 10,076,105	\$ -	\$ 5,892,749	\$ 3,011,423,685
\$ 3,011,423,685	\$ -	\$ 229,836,822	\$ 10,764,996	\$ -	\$ 6,168,680	\$ 3,224,327,407
\$ 3,224,326,830	\$ -	\$ 246,303,719	\$ 11,503,148	\$ -	\$ 6,458,186	\$ 3,452,669,215
\$ 3,452,669,215	\$ -	\$ 263,975,563	\$ 12,294,174	\$ -	\$ 6,761,834	\$ 3,697,589,350
\$ 3,697,588,770	\$ -	\$ 282,941,701	\$ 13,141,958	\$ -	\$ 7,080,237	\$ 3,960,308,276
\$ 3,960,308,276	\$ -	\$ 303,298,167	\$ 14,050,673	\$ -	\$ 7,414,047	\$ 4,242,141,723
\$ 4,242,141,723	\$ -	\$ 325,148,184	\$ 15,024,803	\$ -	\$ 7,763,961	\$ 4,544,501,143
\$ 4,544,501,143	\$ -	\$ 348,602,707	\$ 16,069,165	\$ -	\$ 8,130,717	\$ 4,868,903,968
\$ 4,868,903,968	\$ -	\$ 342,133,645	\$ 16,219,258	\$ -	\$ 9,733,628	\$ 5,185,084,727
\$ 5,185,084,727	\$ -	\$ 330,884,596	\$ 15,649,020	\$ -	\$ 9,344,368	\$ 5,490,976,524
\$ 5,490,976,524	\$ -	\$ 314,832,593	\$ 14,848,738	\$ -	\$ 8,857,146	\$ 5,782,103,234
\$ 5,782,102,644	\$ -	\$ 293,954,596	\$ 13,817,060	\$ -	\$ 8,273,124	\$ 6,053,967,648
\$ 6,053,967,057	\$ -	\$ 285,482,972	\$ 12,567,377	\$ -	\$ 7,719,286	\$ 6,319,163,364
\$ 6,319,163,364	\$ -	\$ 273,307,565	\$ 11,560,018	\$ 169,087,385	\$ 8,331,030	\$ 6,403,492,496
\$ 6,403,492,496	\$ -	\$ 263,176,601	\$ 11,058,346	\$ 393,106,056	\$ 15,621,509	\$ 6,246,883,186
\$ 6,246,883,186	\$ -	\$ 261,173,113	\$ 11,045,963	\$ 473,023,481	\$ 5,564,797	\$ 6,018,422,059
\$ 6,018,422,059	\$ -	\$ 254,103,527	\$ 11,004,294	\$ 436,636,431	\$ -	\$ 5,824,884,860
\$ 5,824,884,860	\$ -	\$ 248,002,451	\$ 10,791,513	\$ 334,341,431	\$ -	\$ 5,727,754,368
\$ 5,727,754,368	\$ -	\$ 247,423,668	\$ 10,743,206	\$ 177,258,786	\$ -	\$ 5,787,176,045
\$ 5,787,176,045	\$ -	\$ 251,610,231	\$ 10,917,754	\$ 110,098,736	\$ -	\$ 5,917,769,786
\$ 5,917,769,786	\$ -	\$ 257,838,003	\$ 11,193,983	\$ 89,148,385	\$ -	\$ 6,075,265,421
\$ 6,075,265,421	\$ -	\$ 266,077,779	\$ 11,523,423	\$ 32,854,385	\$ -	\$ 6,296,965,392
\$ 6,296,965,392	\$ -	\$ 276,156,145	\$ 11,944,539	\$ 18,365,128	\$ -	\$ 6,542,811,870
\$ 6,542,811,870	\$ -	\$ 354,513,820	\$ 15,440,131	\$ 19,061,141	\$ -	\$ 6,862,824,418
\$ 6,862,824,418	\$ -	\$ 408,240,388	\$ 16,648,494	\$ 19,673,184	\$ -	\$ 7,234,743,729
\$ 7,234,743,128	\$ -	\$ 468,647,050	\$ 19,488,079	\$ 20,361,745	\$ -	\$ 7,663,540,354
\$ 7,663,540,354	\$ -	\$ 536,981,052	\$ 22,690,685	\$ 21,074,406	\$ -	\$ 8,156,756,315
\$ 8,156,756,315	\$ -	\$ 614,712,737	\$ 26,326,230	\$ 21,873,097	\$ -	\$ 8,723,270,342
\$ 8,723,269,724	\$ -	\$ 657,490,724	\$ 27,436,009	\$ 22,575,431	\$ -	\$ 9,330,749,007
\$ 9,330,749,007	\$ -	\$ 703,312,868	\$ 29,254,883	\$ 23,365,571	\$ -	\$ 9,981,441,422
\$ 9,981,441,422	\$ -	\$ 752,395,863	\$ 31,199,793	\$ 24,183,366	\$ -	\$ 10,678,454,125
\$ 10,678,454,125	\$ -	\$ 804,971,396	\$ 33,279,655	\$ 25,099,882	\$ -	\$ 11,425,045,984
\$ 11,425,045,984	\$ -	\$ 861,293,897	\$ 35,503,928	\$ 25,905,826	\$ -	\$ 12,224,930,750
\$ 12,224,930,126	\$ -	\$ 921,635,150	\$ 37,883,203	\$ 26,812,530	\$ -	\$ 13,081,869,543
\$ 13,081,869,543	\$ -	\$ 986,281,992	\$ 40,428,325	\$ 27,750,969	\$ -	\$ 13,999,972,867
\$ 13,999,972,240	\$ -	\$ 1,055,541,242	\$ 43,151,069	\$ 28,802,692	\$ -	\$ 14,983,569,349
\$ 14,983,559,721	\$ -	\$ 1,129,748,786	\$ 46,063,940	\$ 29,727,532	\$ -	\$ 16,037,517,035
\$ 16,037,517,035	\$ -	\$ 1,209,263,622	\$ 49,180,866	\$ 30,767,995	\$ -	\$ 17,166,832,427
\$ 17,166,831,796	\$ -	\$ 1,294,465,439	\$ 52,516,196	\$ 31,844,875	\$ -	\$ 18,376,936,165

Escrow + Trust Balance (End of Year)
\$ 1,097,737,010
\$ 1,172,886,005
\$ 1,253,408,027
\$ 1,339,687,007
\$ 1,432,137,278
\$ 1,531,204,653
\$ 1,637,368,619
\$ 1,751,144,739
\$ 1,873,087,240
\$ 2,003,791,825
\$ 2,143,898,699
\$ 2,294,095,844
\$ 2,455,122,545
\$ 2,627,773,191
\$ 2,812,901,367
\$ 3,011,424,261
\$ 3,224,327,407
\$ 3,452,669,794
\$ 3,697,589,350
\$ 3,960,308,857
\$ 4,242,141,723
\$ 4,544,501,727
\$ 4,868,904,554
\$ 5,185,085,315
\$ 5,490,976,524
\$ 5,782,103,234
\$ 6,053,967,648
\$ 6,319,163,957
\$ 6,403,493,090
\$ 6,246,883,782
\$ 6,018,422,656
\$ 5,824,885,459
\$ 5,727,754,968
\$ 5,787,176,647
\$ 5,917,770,389
\$ 6,075,266,026
\$ 6,296,965,999
\$ 6,542,812,478
\$ 6,862,825,028
\$ 7,234,743,729
\$ 7,663,540,967
\$ 8,156,756,929
\$ 8,723,270,342
\$ 9,330,749,625
\$ 9,981,442,000
\$ 10,678,454,746
\$ 11,425,046,606
\$ 12,224,930,750
\$ 13,081,870,168
\$ 13,999,972,867
\$ 14,983,569,349
\$ 16,037,517,665
\$ 17,166,832,427
\$ 18,376,936,797

Seabrook Station Funding Run
Decommissioning Cost Projection
As of 12/31/2021

NextEra - Run 2

Escrow							Trust							Escrow + Trust Balance (End of Year)
Year	Beginning of Year Balance	Contributions	Earnings	Transfers or Disbursements	End of Year Balance		Beginning of Year Balance	Contributions and End of Year Escrow Transfer	Earnings	Fees and Expenses	Decommissioning Expense	Taxes	End of Year Balance	
2076	\$ 633	\$ -	\$ 2	\$ -	\$ 634		\$ 18,376,936,165	\$ -	\$ 1,385,760,531	\$ 56,085,479	\$ 33,051,752	\$ -	\$ 19,673,559,465	\$ 19,673,560,099
2077	\$ 634	\$ -	\$ 2	\$ -	\$ 636		\$ 19,673,559,465	\$ -	\$ 1,483,328,659	\$ 59,902,767	\$ 40,666,854	\$ -	\$ 21,056,318,503	\$ 21,056,319,139
2078	\$ 636	\$ -	\$ 2	\$ -	\$ 638		\$ 21,056,318,503	\$ -	\$ 1,587,648,099	\$ 63,971,959	\$ 42,090,194	\$ -	\$ 22,537,904,449	\$ 22,537,905,086
2079	\$ 638	\$ -	\$ 2	\$ -	\$ 639		\$ 22,537,904,449	\$ -	\$ 1,699,425,633	\$ 68,326,830	\$ 43,563,351	\$ -	\$ 24,125,439,900	\$ 24,125,440,540
2080	\$ 639	\$ -	\$ 2	\$ -	\$ 641		\$ 24,125,439,900	\$ -	\$ 1,819,194,022	\$ 72,987,786	\$ 45,208,115	\$ -	\$ 25,826,438,021	\$ 25,826,438,662
2081	\$ 641	\$ -	\$ 2	\$ -	\$ 642		\$ 25,826,438,021	\$ -	\$ 1,947,534,843	\$ 77,976,492	\$ 46,666,151	\$ -	\$ 27,649,330,221	\$ 27,649,330,863
2082	\$ 642	\$ -	\$ 2	\$ -	\$ 644		\$ 27,649,330,221	\$ -	\$ 2,085,069,988	\$ 83,316,950	\$ 48,299,466	\$ -	\$ 29,602,783,793	\$ 29,602,784,437
2083	\$ 644	\$ -	\$ 2	\$ -	\$ 646		\$ 29,602,783,793	\$ -	\$ 2,232,458,486	\$ 89,034,026	\$ 49,989,947	\$ -	\$ 31,696,218,305	\$ 31,696,218,951
2084	\$ 646	\$ -	\$ 2	\$ -	\$ 647		\$ 31,696,218,305	\$ -	\$ 2,390,405,773	\$ 95,154,630	\$ 51,877,352	\$ -	\$ 33,939,592,096	\$ 33,939,592,743
2085	\$ 647	\$ -	\$ 2	\$ -	\$ 649		\$ 33,939,592,096	\$ -	\$ 2,559,680,132	\$ 101,707,422	\$ 53,550,482	\$ -	\$ 36,344,014,325	\$ 36,344,014,974
2086	\$ 649	\$ -	\$ 2	\$ -	\$ 650		\$ 36,344,014,325	\$ -	\$ 2,741,103,446	\$ 108,724,018	\$ 55,424,748	\$ -	\$ 38,920,969,005	\$ 38,920,969,656
2087	\$ 650	\$ -	\$ 2	\$ -	\$ 652		\$ 38,920,969,005	\$ -	\$ 2,935,548,075	\$ 116,237,324	\$ 57,364,615	\$ -	\$ 41,682,915,141	\$ 41,682,915,793
2088	\$ 652	\$ -	\$ 2	\$ -	\$ 654		\$ 41,682,915,141	\$ -	\$ 3,143,948,063	\$ 124,282,909	\$ 59,530,454	\$ -	\$ 44,643,049,840	\$ 44,643,050,494
2089	\$ 654	\$ -	\$ 2	\$ -	\$ 655		\$ 44,643,049,840	\$ -	\$ 3,367,318,626	\$ 132,898,687	\$ 61,450,409	\$ -	\$ 47,816,019,370	\$ 47,816,020,025
2090	\$ 655	\$ -	\$ 2	\$ -	\$ 657		\$ 47,816,019,370	\$ -	\$ 3,606,746,190	\$ 142,126,335	\$ 63,601,174	\$ -	\$ 51,217,038,051	\$ 51,217,038,708
2091	\$ 657	\$ -	\$ 2	\$ -	\$ 659		\$ 51,217,038,051	\$ -	\$ 3,863,385,511	\$ 152,009,398	\$ 65,827,215	\$ -	\$ 54,862,586,950	\$ 54,862,587,609
2092	\$ 659	\$ -	\$ 2	\$ -	\$ 660		\$ 54,862,586,950	\$ -	\$ 3,556,875,090	\$ 141,768,764	\$ 68,312,566	\$ -	\$ 58,209,380,710	\$ 58,209,381,371
2093	\$ 660	\$ -	\$ 2	\$ -	\$ 662		\$ 58,209,380,710	\$ -	\$ 3,157,548,416	\$ 118,904,367	\$ 70,515,758	\$ -	\$ 61,177,509,001	\$ 61,177,509,663
2094	\$ 662	\$ -	\$ 2	\$ -	\$ 664		\$ 61,177,509,001	\$ -	\$ 2,670,789,043	\$ 91,718,034	\$ 72,983,810	\$ -	\$ 63,683,596,200	\$ 63,683,596,864
2095	\$ 664	\$ -	\$ 2	\$ -	\$ 665		\$ 63,683,596,200	\$ -	\$ 2,105,879,141	\$ 60,720,022	\$ 75,538,243	\$ -	\$ 65,653,217,076	\$ 65,653,217,741
2096	\$ 665	\$ -	\$ 2	\$ -	\$ 667		\$ 65,653,217,076	\$ -	\$ 1,819,366,088	\$ 27,238,022	\$ 78,390,240	\$ -	\$ 67,366,954,902	\$ 67,366,955,569
2097	\$ 667	\$ -	\$ 2	\$ -	\$ 669		\$ 67,366,954,902	\$ -	\$ 1,514,467,134	\$ 21,818,836	\$ 80,918,454	\$ -	\$ 68,778,684,745	\$ 68,778,685,414
2098	\$ 669	\$ -	\$ 2	\$ -	\$ 670		\$ 68,778,684,745	\$ -	\$ 1,546,350,647	\$ 15,202,179	\$ 83,750,600	\$ -	\$ 70,226,082,614	\$ 70,226,083,284
2099	\$ 670	\$ -	\$ 2	\$ -	\$ 672		\$ 70,226,082,614	\$ -	\$ 1,578,876,966	\$ 15,637,470	\$ 86,681,871	\$ -	\$ 71,702,640,238	\$ 71,702,640,910
2100	\$ 672	\$ -	\$ 2	\$ -	\$ 674		\$ 71,702,640,238	\$ -	\$ 1,609,249,131	\$ 16,075,178	\$ 322,203,846	\$ -	\$ 72,973,610,345	\$ 72,973,611,019
2101	\$ 674	\$ -	\$ 2	\$ -	\$ 675		\$ 72,973,610,345	\$ -	\$ 1,639,837,921	\$ 16,521,005	\$ 156,931,371	\$ -	\$ 74,439,995,890	\$ 74,439,996,566
Total:	\$ -	\$ -	\$ 122	\$ -	\$ -		\$ -	\$ -	\$ 81,130,228,094	\$ 2,978,160,833	\$ 4,547,189,484	\$ 194,170,288	\$ -	\$ 74,439,996,566

Seabrook Station Funding Run
Decommissioning Cost Projection
As of 12/31/2021

MMWEC - Run 2

Escrow					
Year	Beginning of Year Balance	Contributions	Earnings	Transfers or Disbursements	End of Year Balance
2022	\$ 500	\$ -	\$ 1	\$ -	\$ 501
2023	\$ 501	\$ -	\$ 1	\$ -	\$ 503
2024	\$ 503	\$ -	\$ 1	\$ -	\$ 504
2025	\$ 504	\$ -	\$ 1	\$ -	\$ 505
2026	\$ 505	\$ -	\$ 1	\$ -	\$ 506
2027	\$ 506	\$ -	\$ 1	\$ -	\$ 508
2028	\$ 508	\$ -	\$ 1	\$ -	\$ 509
2029	\$ 509	\$ -	\$ 1	\$ -	\$ 510
2030	\$ 510	\$ -	\$ 1	\$ -	\$ 511
2031	\$ 511	\$ -	\$ 1	\$ -	\$ 513
2032	\$ 513	\$ -	\$ 1	\$ -	\$ 514
2033	\$ 514	\$ -	\$ 1	\$ -	\$ 515
2034	\$ 515	\$ -	\$ 1	\$ -	\$ 517
2035	\$ 517	\$ -	\$ 1	\$ -	\$ 518
2036	\$ 518	\$ -	\$ 1	\$ -	\$ 519
2037	\$ 519	\$ -	\$ 1	\$ -	\$ 520
2038	\$ 520	\$ -	\$ 1	\$ -	\$ 522
2039	\$ 522	\$ -	\$ 1	\$ -	\$ 523
2040	\$ 523	\$ -	\$ 1	\$ -	\$ 524
2041	\$ 524	\$ -	\$ 1	\$ -	\$ 526
2042	\$ 526	\$ -	\$ 1	\$ -	\$ 527
2043	\$ 527	\$ -	\$ 1	\$ -	\$ 528
2044	\$ 528	\$ -	\$ 1	\$ -	\$ 530
2045	\$ 530	\$ -	\$ 1	\$ -	\$ 531
2046	\$ 531	\$ -	\$ 1	\$ -	\$ 532
2047	\$ 532	\$ -	\$ 1	\$ -	\$ 534
2048	\$ 534	\$ -	\$ 1	\$ -	\$ 535
2049	\$ 535	\$ -	\$ 1	\$ -	\$ 536
2050	\$ 536	\$ -	\$ 1	\$ -	\$ 538
2051	\$ 538	\$ -	\$ 1	\$ -	\$ 539
2052	\$ 539	\$ -	\$ 1	\$ -	\$ 540
2053	\$ 540	\$ -	\$ 1	\$ -	\$ 542
2054	\$ 542	\$ -	\$ 1	\$ -	\$ 543
2055	\$ 543	\$ -	\$ 1	\$ -	\$ 544
2056	\$ 544	\$ -	\$ 1	\$ -	\$ 546
2057	\$ 546	\$ -	\$ 1	\$ -	\$ 547
2058	\$ 547	\$ -	\$ 1	\$ -	\$ 548
2059	\$ 548	\$ -	\$ 1	\$ -	\$ 550
2060	\$ 550	\$ -	\$ 1	\$ -	\$ 551
2061	\$ 551	\$ -	\$ 1	\$ -	\$ 553
2062	\$ 553	\$ -	\$ 1	\$ -	\$ 554
2063	\$ 554	\$ -	\$ 1	\$ -	\$ 555
2064	\$ 555	\$ -	\$ 1	\$ -	\$ 557
2065	\$ 557	\$ -	\$ 1	\$ -	\$ 558
2066	\$ 558	\$ -	\$ 1	\$ -	\$ 559
2067	\$ 559	\$ -	\$ 1	\$ -	\$ 561
2068	\$ 561	\$ -	\$ 1	\$ -	\$ 562
2069	\$ 562	\$ -	\$ 1	\$ -	\$ 564
2070	\$ 564	\$ -	\$ 1	\$ -	\$ 565
2071	\$ 565	\$ -	\$ 1	\$ -	\$ 566
2072	\$ 566	\$ -	\$ 1	\$ -	\$ 568
2073	\$ 568	\$ -	\$ 1	\$ -	\$ 569

Trust					
Beginning of Year Balance	Contributions and Escrow Transfer	Earnings	Fees and Expenses	Decommissioning Expense	End of Year Balance
\$ 94,767,658	\$ -	\$ 6,235,871	\$ 242,340	\$ -	\$ 100,761,190
\$ 100,761,190	\$ -	\$ 6,630,636	\$ 250,855	\$ -	\$ 107,140,970
\$ 107,140,970	\$ -	\$ 7,050,542	\$ 264,405	\$ -	\$ 113,927,107
\$ 113,927,107	\$ -	\$ 7,497,197	\$ 278,736	\$ -	\$ 121,145,568
\$ 121,145,568	\$ -	\$ 7,972,310	\$ 293,894	\$ -	\$ 128,823,984
\$ 128,823,984	\$ -	\$ 8,477,700	\$ 309,929	\$ -	\$ 136,991,755
\$ 136,991,755	\$ -	\$ 9,015,302	\$ 326,895	\$ -	\$ 145,680,162
\$ 145,680,162	\$ -	\$ 9,587,176	\$ 344,846	\$ -	\$ 154,922,492
\$ 154,922,492	\$ -	\$ 10,195,513	\$ 363,844	\$ -	\$ 164,754,161
\$ 164,754,161	\$ -	\$ 10,842,644	\$ 383,951	\$ -	\$ 175,212,853
\$ 175,212,853	\$ -	\$ 11,531,050	\$ 405,235	\$ -	\$ 186,338,668
\$ 186,338,668	\$ -	\$ 12,263,370	\$ 427,767	\$ -	\$ 198,174,272
\$ 198,174,272	\$ -	\$ 13,042,415	\$ 451,623	\$ -	\$ 210,765,064
\$ 210,765,064	\$ -	\$ 13,871,171	\$ 476,885	\$ -	\$ 224,159,350
\$ 224,159,350	\$ -	\$ 14,752,820	\$ 503,637	\$ -	\$ 238,408,533
\$ 238,408,533	\$ -	\$ 15,690,745	\$ 531,971	\$ -	\$ 253,567,307
\$ 253,567,307	\$ -	\$ 16,688,546	\$ 561,984	\$ -	\$ 269,693,869
\$ 269,693,869	\$ -	\$ 17,750,056	\$ 593,778	\$ -	\$ 286,850,147
\$ 286,850,147	\$ -	\$ 18,879,349	\$ 627,463	\$ -	\$ 305,102,033
\$ 305,102,033	\$ -	\$ 20,080,765	\$ 663,155	\$ -	\$ 324,519,643
\$ 324,519,643	\$ -	\$ 21,358,920	\$ 700,977	\$ -	\$ 345,177,586
\$ 345,177,586	\$ -	\$ 22,718,724	\$ 741,061	\$ -	\$ 367,155,249
\$ 367,155,249	\$ -	\$ 24,165,403	\$ 783,545	\$ -	\$ 390,537,107
\$ 390,537,107	\$ -	\$ 23,927,239	\$ 806,523	\$ -	\$ 413,657,823
\$ 413,657,823	\$ -	\$ 23,464,002	\$ 787,686	\$ -	\$ 436,334,139
\$ 436,334,139	\$ -	\$ 22,767,431	\$ 761,098	\$ -	\$ 458,340,472
\$ 458,340,472	\$ -	\$ 21,832,841	\$ 726,636	\$ -	\$ 479,446,678
\$ 479,446,678	\$ -	\$ 21,750,138	\$ 693,095	\$ -	\$ 500,503,720
\$ 500,503,720	\$ -	\$ 21,055,956	\$ 687,067	\$ 22,218,320	\$ 498,654,294
\$ 498,654,290	\$ -	\$ 20,298,781	\$ 668,850	\$ 51,654,688	\$ 466,629,534
\$ 466,629,534	\$ -	\$ 18,676,108	\$ 649,949	\$ 62,155,949	\$ 422,499,743
\$ 422,499,743	\$ -	\$ 16,883,928	\$ 617,711	\$ 57,374,640	\$ 381,391,320
\$ 381,391,320	\$ -	\$ 15,421,614	\$ 586,804	\$ 43,932,933	\$ 352,293,196
\$ 352,293,196	\$ -	\$ 14,642,948	\$ 565,537	\$ 23,292,053	\$ 343,078,554
\$ 343,078,554	\$ -	\$ 14,448,982	\$ 564,312	\$ 14,467,128	\$ 342,496,096
\$ 342,496,096	\$ -	\$ 14,487,128	\$ 572,222	\$ 11,714,223	\$ 344,696,780
\$ 344,696,780	\$ -	\$ 14,752,287	\$ 582,134	\$ 4,317,112	\$ 354,549,821
\$ 354,549,821	\$ -	\$ 15,220,670	\$ 600,128	\$ 2,413,204	\$ 366,757,159
\$ 366,757,159	\$ -	\$ 17,403,415	\$ 711,554	\$ 2,504,661	\$ 380,944,359
\$ 380,944,359	\$ -	\$ 19,801,691	\$ 796,967	\$ 2,585,084	\$ 397,363,998
\$ 397,363,998	\$ -	\$ 22,454,830	\$ 890,755	\$ 2,675,562	\$ 416,252,511
\$ 416,252,511	\$ -	\$ 25,407,907	\$ 994,392	\$ 2,769,207	\$ 437,896,820
\$ 437,896,820	\$ -	\$ 28,713,154	\$ 1,109,608	\$ 2,874,156	\$ 462,626,209
\$ 462,626,209	\$ -	\$ 30,340,081	\$ 1,124,185	\$ 2,966,443	\$ 488,875,662
\$ 488,875,662	\$ -	\$ 32,064,114	\$ 1,180,348	\$ 3,070,269	\$ 516,689,719
\$ 516,689,159	\$ -	\$ 33,890,971	\$ 1,239,555	\$ 3,177,728	\$ 546,163,407
\$ 546,162,847	\$ -	\$ 35,826,654	\$ 1,301,987	\$ 3,298,160	\$ 577,389,354
\$ 577,389,354	\$ -	\$ 37,878,227	\$ 1,367,802	\$ 3,404,062	\$ 610,495,717
\$ 610,495,717	\$ -	\$ 40,053,077	\$ 1,437,240	\$ 3,523,204	\$ 645,588,350
\$ 645,588,350	\$ -	\$ 42,358,527	\$ 1,510,492	\$ 3,646,516	\$ 682,789,869
\$ 682,789,869	\$ -	\$ 44,802,273	\$ 1,587,785	\$ 3,784,714	\$ 722,220,211
\$ 722,219,643	\$ -	\$ 47,393,282	\$ 1,669,322	\$ 3,906,239	\$ 764,037,932

Escrow + Trust Balance (End of Year)
\$ 100,761,691
\$ 107,141,473
\$ 113,927,611
\$ 121,146,073
\$ 128,824,490
\$ 136,992,262
\$ 145,680,671
\$ 154,923,002
\$ 164,754,672
\$ 175,213,366
\$ 186,339,182
\$ 198,174,787
\$ 210,765,580
\$ 224,159,868
\$ 238,409,052
\$ 253,567,827
\$ 269,694,391
\$ 286,850,670
\$ 305,102,557
\$ 324,520,169
\$ 345,178,113
\$ 367,155,777
\$ 390,537,637
\$ 413,658,354
\$ 436,334,671
\$ 458,341,006
\$ 479,447,212
\$ 500,504,257
\$ 498,654,828
\$ 466,630,073
\$ 422,500,283
\$ 381,391,862
\$ 352,293,739
\$ 343,079,099
\$ 342,496,642
\$ 344,697,327
\$ 354,550,369
\$ 366,757,708
\$ 380,944,910
\$ 397,364,551
\$ 416,253,065
\$ 437,897,375
\$ 462,626,766
\$ 488,876,220
\$ 516,689,719
\$ 546,163,407
\$ 577,389,916
\$ 610,496,281
\$ 645,588,915
\$ 682,790,435
\$ 722,220,211
\$ 764,037,932

Seabrook Station Funding Run
Decommissioning Cost Projection
As of 12/31/2021

MMWEC - Run 2

Year	Escrow				
	Beginning of Year Balance	Contributions	Earnings	Transfers or Disbursements	End of Year Balance
2074	\$ 569	\$ -	\$ 1	\$ -	\$ 571
2075	\$ 571	\$ -	\$ 1	\$ -	\$ 572
2076	\$ 572	\$ -	\$ 1	\$ -	\$ 574
2077	\$ 574	\$ -	\$ 1	\$ -	\$ 575
2078	\$ 575	\$ -	\$ 1	\$ -	\$ 576
2079	\$ 576	\$ -	\$ 1	\$ -	\$ 578
2080	\$ 578	\$ -	\$ 1	\$ -	\$ 579
2081	\$ 579	\$ -	\$ 1	\$ -	\$ 581
2082	\$ 581	\$ -	\$ 1	\$ -	\$ 582
2083	\$ 582	\$ -	\$ 1	\$ -	\$ 584
2084	\$ 584	\$ -	\$ 1	\$ -	\$ 585
2085	\$ 585	\$ -	\$ 1	\$ -	\$ 587
2086	\$ 587	\$ -	\$ 1	\$ -	\$ 588
2087	\$ 588	\$ -	\$ 1	\$ -	\$ 590
2088	\$ 590	\$ -	\$ 1	\$ -	\$ 591
2089	\$ 591	\$ -	\$ 1	\$ -	\$ 593
2090	\$ 593	\$ -	\$ 1	\$ -	\$ 594
2091	\$ 594	\$ -	\$ 1	\$ -	\$ 595
2092	\$ 595	\$ -	\$ 1	\$ -	\$ 597
2093	\$ 597	\$ -	\$ 1	\$ -	\$ 598
2094	\$ 598	\$ -	\$ 2	\$ -	\$ 600
2095	\$ 600	\$ -	\$ 2	\$ -	\$ 601
2096	\$ 601	\$ -	\$ 2	\$ -	\$ 603
2097	\$ 603	\$ -	\$ 2	\$ -	\$ 604
2098	\$ 604	\$ -	\$ 2	\$ -	\$ 606
2099	\$ 606	\$ -	\$ 2	\$ -	\$ 608
2100	\$ 608	\$ -	\$ 2	\$ -	\$ 609
2101	\$ 609	\$ -	\$ 2	\$ -	\$ 611
Total:	\$ -	\$ -	\$ 111	\$ -	\$ -

Beginning of Year Balance	Trust				Decommissioning Expense	End of Year Balance
	Contributions and Escrow Transfer	Earnings	Fees and Expenses	End of Year Balance		
\$ 764,037,363	\$ -	\$ 50,140,946	\$ 1,755,404	\$ 4,042,958	\$ 808,379,948	
\$ 808,379,948	\$ -	\$ 53,054,645	\$ 1,846,272	\$ 4,184,461	\$ 855,403,860	
\$ 855,403,860	\$ -	\$ 56,144,246	\$ 1,942,214	\$ 4,343,047	\$ 905,262,845	
\$ 905,262,845	\$ -	\$ 59,390,876	\$ 2,043,853	\$ 5,343,682	\$ 957,266,187	
\$ 957,266,187	\$ -	\$ 62,807,250	\$ 2,149,370	\$ 5,530,711	\$ 1,012,393,356	
\$ 1,012,393,356	\$ -	\$ 66,429,026	\$ 2,260,751	\$ 5,724,285	\$ 1,070,837,346	
\$ 1,070,837,346	\$ -	\$ 70,268,347	\$ 2,378,357	\$ 5,940,410	\$ 1,132,786,925	
\$ 1,132,786,925	\$ -	\$ 74,339,293	\$ 2,502,508	\$ 6,131,998	\$ 1,198,491,713	
\$ 1,198,491,713	\$ -	\$ 78,656,626	\$ 2,633,663	\$ 6,346,618	\$ 1,268,168,058	
\$ 1,268,168,058	\$ -	\$ 83,235,133	\$ 2,772,204	\$ 6,568,749	\$ 1,342,062,237	
\$ 1,342,062,237	\$ -	\$ 88,090,380	\$ 2,918,577	\$ 6,816,757	\$ 1,420,417,284	
\$ 1,420,417,284	\$ -	\$ 93,240,267	\$ 3,073,192	\$ 7,036,608	\$ 1,503,547,751	
\$ 1,503,547,751	\$ -	\$ 98,703,583	\$ 3,236,625	\$ 7,282,890	\$ 1,591,731,819	
\$ 1,591,731,819	\$ -	\$ 104,499,265	\$ 3,409,363	\$ 7,537,791	\$ 1,685,283,930	
\$ 1,685,283,930	\$ -	\$ 110,647,273	\$ 3,591,970	\$ 7,822,385	\$ 1,784,516,846	
\$ 1,784,516,846	\$ -	\$ 117,170,375	\$ 3,784,975	\$ 8,074,670	\$ 1,889,827,577	
\$ 1,889,827,577	\$ -	\$ 124,092,507	\$ 3,989,099	\$ 8,357,283	\$ 2,001,573,701	
\$ 2,001,573,701	\$ -	\$ 131,437,925	\$ 4,204,964	\$ 8,649,788	\$ 2,120,156,873	
\$ 2,120,156,873	\$ -	\$ 119,977,746	\$ 4,234,872	\$ 8,976,367	\$ 2,226,923,380	
\$ 2,226,923,380	\$ -	\$ 105,830,942	\$ 3,760,438	\$ 9,265,870	\$ 2,319,728,015	
\$ 2,319,728,015	\$ -	\$ 89,207,840	\$ 3,199,956	\$ 9,590,175	\$ 2,396,145,723	
\$ 2,396,145,723	\$ -	\$ 70,418,456	\$ 2,563,360	\$ 9,925,831	\$ 2,454,074,988	
\$ 2,454,074,988	\$ -	\$ 60,999,951	\$ 1,954,165	\$ 10,300,588	\$ 2,502,820,790	
\$ 2,502,820,187	\$ -	\$ 56,164,273	\$ 1,565,116	\$ 10,632,798	\$ 2,546,786,545	
\$ 2,546,786,545	\$ -	\$ 57,154,460	\$ 1,343,102	\$ 11,004,946	\$ 2,591,592,957	
\$ 2,591,592,957	\$ -	\$ 58,157,454	\$ 1,385,641	\$ 11,390,120	\$ 2,636,974,650	
\$ 2,636,974,650	\$ -	\$ 58,804,123	\$ 1,428,169	\$ 42,338,038	\$ 2,652,012,566	
\$ 2,652,012,566	\$ -	\$ 59,404,351	\$ 1,471,428	\$ 20,621,002	\$ 2,689,324,487	
Total:	\$ -	\$ 3,302,784,039	\$ 110,720,130	\$ 597,507,081	\$ -	

Escrow + Trust Balance (End of Year)
\$ 808,380,519
\$ 855,404,432
\$ 905,263,419
\$ 957,266,762
\$ 1,012,393,932
\$ 1,070,837,923
\$ 1,132,787,505
\$ 1,198,492,294
\$ 1,268,168,641
\$ 1,342,062,821
\$ 1,420,417,869
\$ 1,503,548,337
\$ 1,591,732,407
\$ 1,685,284,519
\$ 1,784,517,438
\$ 1,889,828,169
\$ 2,001,574,295
\$ 2,120,157,469
\$ 2,226,923,977
\$ 2,319,728,613
\$ 2,396,146,323
\$ 2,454,075,590
\$ 2,502,820,790
\$ 2,546,787,150
\$ 2,591,593,563
\$ 2,636,975,257
\$ 2,652,013,175
\$ 2,689,325,098

Seabrook Station Funding Run
Decommissioning Cost Projection
As of 12/31/2021

Hudson - Run 2

Year	Escrow				
	Beginning of Year Balance	Contributions	Earnings	Transfers or Disbursements	End of Year Balance
2022	\$ 501	\$ -	\$ 1	\$ -	\$ 502
2023	\$ 502	\$ -	\$ 1	\$ -	\$ 504
2024	\$ 504	\$ -	\$ 1	\$ -	\$ 505
2025	\$ 505	\$ -	\$ 1	\$ -	\$ 506
2026	\$ 506	\$ -	\$ 1	\$ -	\$ 507
2027	\$ 507	\$ -	\$ 1	\$ -	\$ 509
2028	\$ 509	\$ -	\$ 1	\$ -	\$ 510
2029	\$ 510	\$ -	\$ 1	\$ -	\$ 511
2030	\$ 511	\$ -	\$ 1	\$ -	\$ 512
2031	\$ 512	\$ -	\$ 1	\$ -	\$ 514
2032	\$ 514	\$ -	\$ 1	\$ -	\$ 515
2033	\$ 515	\$ -	\$ 1	\$ -	\$ 516
2034	\$ 516	\$ -	\$ 1	\$ -	\$ 518
2035	\$ 518	\$ -	\$ 1	\$ -	\$ 519
2036	\$ 519	\$ -	\$ 1	\$ -	\$ 520
2037	\$ 520	\$ -	\$ 1	\$ -	\$ 521
2038	\$ 521	\$ -	\$ 1	\$ -	\$ 523
2039	\$ 523	\$ -	\$ 1	\$ -	\$ 524
2040	\$ 524	\$ -	\$ 1	\$ -	\$ 525
2041	\$ 525	\$ -	\$ 1	\$ -	\$ 527
2042	\$ 527	\$ -	\$ 1	\$ -	\$ 528
2043	\$ 528	\$ -	\$ 1	\$ -	\$ 529
2044	\$ 529	\$ -	\$ 1	\$ -	\$ 531
2045	\$ 531	\$ -	\$ 1	\$ -	\$ 532
2046	\$ 532	\$ -	\$ 1	\$ -	\$ 533
2047	\$ 533	\$ -	\$ 1	\$ -	\$ 535
2048	\$ 535	\$ -	\$ 1	\$ -	\$ 536
2049	\$ 536	\$ -	\$ 1	\$ -	\$ 537
2050	\$ 537	\$ -	\$ 1	\$ -	\$ 539
2051	\$ 539	\$ -	\$ 1	\$ -	\$ 540
2052	\$ 540	\$ -	\$ 1	\$ -	\$ 541
2053	\$ 541	\$ -	\$ 1	\$ -	\$ 543
2054	\$ 543	\$ -	\$ 1	\$ -	\$ 544
2055	\$ 544	\$ -	\$ 1	\$ -	\$ 545
2056	\$ 545	\$ -	\$ 1	\$ -	\$ 547
2057	\$ 547	\$ -	\$ 1	\$ -	\$ 548
2058	\$ 548	\$ -	\$ 1	\$ -	\$ 549
2059	\$ 549	\$ -	\$ 1	\$ -	\$ 551
2060	\$ 551	\$ -	\$ 1	\$ -	\$ 552
2061	\$ 552	\$ -	\$ 1	\$ -	\$ 554
2062	\$ 554	\$ -	\$ 1	\$ -	\$ 555
2063	\$ 555	\$ -	\$ 1	\$ -	\$ 556
2064	\$ 556	\$ -	\$ 1	\$ -	\$ 558
2065	\$ 558	\$ -	\$ 1	\$ -	\$ 559
2066	\$ 559	\$ -	\$ 1	\$ -	\$ 561
2067	\$ 561	\$ -	\$ 1	\$ -	\$ 562
2068	\$ 562	\$ -	\$ 1	\$ -	\$ 563
2069	\$ 563	\$ -	\$ 1	\$ -	\$ 565
2070	\$ 565	\$ -	\$ 1	\$ -	\$ 566
2071	\$ 566	\$ -	\$ 1	\$ -	\$ 568
2072	\$ 568	\$ -	\$ 1	\$ -	\$ 569
2073	\$ 569	\$ -	\$ 1	\$ -	\$ 570

Year	Trust					
	Beginning of Year Balance	Contributions and Escrow Transfer	Earnings	Fees and Expenses	Decommissioning Expense	End of Year Balance
2022	\$ 789,230	\$ -	\$ 43,543	\$ 2,208	\$ -	\$ 830,565
2023	\$ 830,565	\$ -	\$ 45,844	\$ 1,950	\$ -	\$ 874,459
2024	\$ 874,459	\$ -	\$ 48,267	\$ 2,043	\$ -	\$ 920,683
2025	\$ 920,683	\$ -	\$ 50,819	\$ 2,141	\$ -	\$ 969,361
2026	\$ 969,361	\$ -	\$ 53,506	\$ 2,243	\$ -	\$ 1,020,624
2027	\$ 1,020,624	\$ -	\$ 56,336	\$ 2,351	\$ -	\$ 1,074,609
2028	\$ 1,074,609	\$ -	\$ 59,316	\$ 2,464	\$ -	\$ 1,131,460
2029	\$ 1,131,460	\$ -	\$ 62,454	\$ 2,583	\$ -	\$ 1,191,332
2030	\$ 1,191,332	\$ -	\$ 65,759	\$ 2,707	\$ -	\$ 1,254,384
2031	\$ 1,254,384	\$ -	\$ 69,240	\$ 2,838	\$ -	\$ 1,320,786
2032	\$ 1,320,786	\$ -	\$ 72,906	\$ 2,975	\$ -	\$ 1,390,716
2033	\$ 1,390,716	\$ -	\$ 76,766	\$ 3,119	\$ -	\$ 1,464,363
2034	\$ 1,464,363	\$ -	\$ 80,832	\$ 3,271	\$ -	\$ 1,541,924
2035	\$ 1,541,924	\$ -	\$ 85,114	\$ 3,429	\$ -	\$ 1,623,609
2036	\$ 1,623,609	\$ -	\$ 89,623	\$ 3,596	\$ -	\$ 1,709,635
2037	\$ 1,709,635	\$ -	\$ 94,372	\$ 3,771	\$ -	\$ 1,800,236
2038	\$ 1,800,236	\$ -	\$ 99,374	\$ 3,955	\$ -	\$ 1,895,655
2039	\$ 1,895,655	\$ -	\$ 104,641	\$ 4,148	\$ -	\$ 1,996,148
2040	\$ 1,996,148	\$ -	\$ 110,189	\$ 4,351	\$ -	\$ 2,101,986
2041	\$ 2,101,986	\$ -	\$ 116,032	\$ 4,564	\$ -	\$ 2,213,455
2042	\$ 2,213,455	\$ -	\$ 122,186	\$ 4,787	\$ -	\$ 2,330,853
2043	\$ 2,330,853	\$ -	\$ 128,667	\$ 5,022	\$ -	\$ 2,454,498
2044	\$ 2,454,498	\$ -	\$ 135,493	\$ 5,269	\$ -	\$ 2,584,722
2045	\$ 2,584,722	\$ -	\$ 134,764	\$ 5,356	\$ -	\$ 2,714,130
2046	\$ 2,714,130	\$ -	\$ 133,211	\$ 5,188	\$ -	\$ 2,842,152
2047	\$ 2,842,152	\$ -	\$ 130,802	\$ 4,979	\$ -	\$ 2,967,976
2048	\$ 2,967,976	\$ -	\$ 127,516	\$ 4,727	\$ -	\$ 3,090,766
2049	\$ 3,090,766	\$ -	\$ 126,432	\$ 4,523	\$ -	\$ 3,212,675
2050	\$ 3,212,675	\$ -	\$ 121,716	\$ 4,467	\$ 148,277	\$ 3,181,647
2051	\$ 3,181,647	\$ -	\$ 116,430	\$ 4,331	\$ 344,724	\$ 2,949,022
2052	\$ 2,949,022	\$ -	\$ 105,932	\$ 4,185	\$ 414,805	\$ 2,635,964
2053	\$ 2,635,964	\$ -	\$ 94,430	\$ 3,953	\$ 382,897	\$ 2,343,544
2054	\$ 2,343,544	\$ -	\$ 84,932	\$ 3,733	\$ 293,192	\$ 2,131,552
2055	\$ 2,131,552	\$ -	\$ 79,559	\$ 3,579	\$ 155,442	\$ 2,052,089
2056	\$ 2,052,089	\$ -	\$ 77,695	\$ 3,557	\$ 96,548	\$ 2,029,679
2057	\$ 2,029,679	\$ -	\$ 77,205	\$ 3,594	\$ 78,176	\$ 2,025,114
2058	\$ 2,025,114	\$ -	\$ 78,053	\$ 3,645	\$ 28,811	\$ 2,070,711
2059	\$ 2,070,711	\$ -	\$ 80,088	\$ 3,748	\$ 16,105	\$ 2,130,947
2060	\$ 2,130,947	\$ -	\$ 89,346	\$ 4,394	\$ 16,715	\$ 2,199,184
2061	\$ 2,199,184	\$ -	\$ 99,368	\$ 4,885	\$ 17,252	\$ 2,276,415
2062	\$ 2,276,415	\$ -	\$ 110,269	\$ 5,415	\$ 17,856	\$ 2,363,413
2063	\$ 2,363,413	\$ -	\$ 122,181	\$ 5,989	\$ 18,481	\$ 2,461,124
2064	\$ 2,461,124	\$ -	\$ 135,248	\$ 6,614	\$ 19,181	\$ 2,570,577
2065	\$ 2,570,577	\$ -	\$ 141,282	\$ 6,671	\$ 19,797	\$ 2,685,392
2066	\$ 2,685,392	\$ -	\$ 147,599	\$ 6,946	\$ 20,490	\$ 2,805,555
2067	\$ 2,805,555	\$ -	\$ 154,210	\$ 7,233	\$ 21,207	\$ 2,931,325
2068	\$ 2,931,325	\$ -	\$ 161,128	\$ 7,533	\$ 22,011	\$ 3,062,910
2069	\$ 3,062,910	\$ -	\$ 168,370	\$ 7,845	\$ 22,717	\$ 3,200,717
2070	\$ 3,200,717	\$ -	\$ 175,953	\$ 8,172	\$ 23,513	\$ 3,344,986
2071	\$ 3,344,986	\$ -	\$ 183,892	\$ 8,512	\$ 24,335	\$ 3,496,031
2072	\$ 3,496,031	\$ -	\$ 192,202	\$ 8,867	\$ 25,258	\$ 3,654,107
2073	\$ 3,654,107	\$ -	\$ 200,903	\$ 9,238	\$ 26,069	\$ 3,819,704

Year	Escrow + Trust Balance (End of Year)
2022	\$ 831,067
2023	\$ 874,963
2024	\$ 921,188
2025	\$ 969,867
2026	\$ 1,021,131
2027	\$ 1,075,117
2028	\$ 1,131,970
2029	\$ 1,191,843
2030	\$ 1,254,896
2031	\$ 1,321,300
2032	\$ 1,391,231
2033	\$ 1,464,879
2034	\$ 1,542,442
2035	\$ 1,624,127
2036	\$ 1,710,155
2037	\$ 1,800,758
2038	\$ 1,895,178
2039	\$ 1,996,672
2040	\$ 2,102,512
2041	\$ 2,213,981
2042	\$ 2,331,381
2043	\$ 2,455,027
2044	\$ 2,585,252
2045	\$ 2,714,130
2046	\$ 2,842,686
2047	\$ 2,968,511
2048	\$ 3,091,302
2049	\$ 3,213,212
2050	\$ 3,182,186
2051	\$ 2,949,562
2052	\$ 2,636,506
2053	\$ 2,344,087
2054	\$ 2,132,096
2055	\$ 2,052,634
2056	\$ 2,030,226
2057	\$ 2,025,662
2058	\$ 2,071,261
2059	\$ 2,131,498
2060	\$ 2,199,737
2061	\$ 2,276,968
2062	\$ 2,363,968
2063	\$ 2,461,681
2064	\$ 2,571,135
2065	\$ 2,685,951
2066	\$ 2,806,115
2067	\$ 2,931,887
2068	\$ 3,063,473
2069	\$ 3,201,282
2070	\$ 3,345,552
2071	\$ 3,496,598
2072	\$ 3,654,677
2073	\$ 3,820,275

Seabrook Station Funding Run
Decommissioning Cost Projection
As of 12/31/2021

Hudson - Run 2

Escrow					
Year	Beginning of Year Balance	Contributions	Earnings	Transfers or Disbursements	End of Year Balance
2074	\$ 570	\$ -	\$ 1	\$ -	\$ 572
2075	\$ 572	\$ -	\$ 1	\$ -	\$ 573
2076	\$ 573	\$ -	\$ 1	\$ -	\$ 575
2077	\$ 575	\$ -	\$ 1	\$ -	\$ 576
2078	\$ 576	\$ -	\$ 1	\$ -	\$ 578
2079	\$ 578	\$ -	\$ 1	\$ -	\$ 579
2080	\$ 579	\$ -	\$ 1	\$ -	\$ 581
2081	\$ 581	\$ -	\$ 1	\$ -	\$ 582
2082	\$ 582	\$ -	\$ 1	\$ -	\$ 583
2083	\$ 583	\$ -	\$ 1	\$ -	\$ 585
2084	\$ 585	\$ -	\$ 1	\$ -	\$ 586
2085	\$ 586	\$ -	\$ 1	\$ -	\$ 588
2086	\$ 588	\$ -	\$ 1	\$ -	\$ 589
2087	\$ 589	\$ -	\$ 1	\$ -	\$ 591
2088	\$ 591	\$ -	\$ 1	\$ -	\$ 592
2089	\$ 592	\$ -	\$ 1	\$ -	\$ 594
2090	\$ 594	\$ -	\$ 1	\$ -	\$ 595
2091	\$ 595	\$ -	\$ 1	\$ -	\$ 597
2092	\$ 597	\$ -	\$ 1	\$ -	\$ 598
2093	\$ 598	\$ -	\$ 2	\$ -	\$ 600
2094	\$ 600	\$ -	\$ 2	\$ -	\$ 601
2095	\$ 601	\$ -	\$ 2	\$ -	\$ 603
2096	\$ 603	\$ -	\$ 2	\$ -	\$ 604
2097	\$ 604	\$ -	\$ 2	\$ -	\$ 606
2098	\$ 606	\$ -	\$ 2	\$ -	\$ 607
2099	\$ 607	\$ -	\$ 2	\$ -	\$ 609
2100	\$ 609	\$ -	\$ 2	\$ -	\$ 610
2101	\$ 610	\$ -	\$ 2	\$ -	\$ 612
Total:	\$	\$	\$ 111	\$ -	

Trust					
Beginning of Year Balance	Contributions and Escrow Transfer	Earnings	Fees and Expenses	Decommissioning Expense	End of Year Balance
\$ 3,819,704	\$ -	\$ 210,016	\$ 9,625	\$ 26,981	\$ 3,993,115
\$ 3,993,115	\$ -	\$ 219,560	\$ 10,028	\$ 27,926	\$ 4,174,721
\$ 4,174,721	\$ -	\$ 229,553	\$ 10,450	\$ 28,984	\$ 4,364,840
\$ 4,364,840	\$ -	\$ 239,850	\$ 10,892	\$ 35,662	\$ 4,558,137
\$ 4,558,137	\$ -	\$ 250,482	\$ 11,341	\$ 36,910	\$ 4,760,368
\$ 4,760,368	\$ -	\$ 261,607	\$ 11,810	\$ 38,202	\$ 4,971,963
\$ 4,971,963	\$ -	\$ 273,244	\$ 12,299	\$ 39,644	\$ 5,193,263
\$ 5,193,263	\$ -	\$ 285,421	\$ 12,810	\$ 40,923	\$ 5,424,952
\$ 5,424,952	\$ -	\$ 298,167	\$ 13,342	\$ 42,355	\$ 5,667,423
\$ 5,667,423	\$ -	\$ 311,507	\$ 13,898	\$ 43,837	\$ 5,921,195
\$ 5,921,195	\$ -	\$ 325,466	\$ 14,477	\$ 45,492	\$ 6,186,692
\$ 6,186,692	\$ -	\$ 340,078	\$ 15,082	\$ 46,960	\$ 6,464,728
\$ 6,464,728	\$ -	\$ 355,376	\$ 15,714	\$ 48,603	\$ 6,755,787
\$ 6,755,787	\$ -	\$ 371,392	\$ 16,373	\$ 50,304	\$ 7,060,502
\$ 7,060,502	\$ -	\$ 388,156	\$ 17,061	\$ 52,204	\$ 7,379,393
\$ 7,379,393	\$ -	\$ 405,709	\$ 17,779	\$ 53,887	\$ 7,713,435
\$ 7,713,435	\$ -	\$ 424,092	\$ 18,529	\$ 55,773	\$ 8,063,224
\$ 8,063,224	\$ -	\$ 443,342	\$ 19,312	\$ 57,725	\$ 8,429,529
\$ 8,429,529	\$ -	\$ 412,054	\$ 19,148	\$ 59,905	\$ 8,762,530
\$ 8,762,530	\$ -	\$ 374,960	\$ 17,167	\$ 61,837	\$ 9,058,486
\$ 9,058,486	\$ -	\$ 332,437	\$ 14,931	\$ 64,001	\$ 9,311,990
\$ 9,311,990	\$ -	\$ 285,003	\$ 12,469	\$ 66,241	\$ 9,518,283
\$ 9,518,283	\$ -	\$ 252,272	\$ 10,376	\$ 68,742	\$ 9,691,437
\$ 9,691,437	\$ -	\$ 217,081	\$ 9,138	\$ 70,959	\$ 9,828,421
\$ 9,828,421	\$ -	\$ 220,156	\$ 8,241	\$ 73,443	\$ 9,966,894
\$ 9,966,894	\$ -	\$ 223,238	\$ 8,508	\$ 76,013	\$ 10,105,609
\$ 10,105,609	\$ -	\$ 223,860	\$ 8,776	\$ 282,548	\$ 10,038,146
\$ 10,038,146	\$ -	\$ 224,090	\$ 9,047	\$ 137,617	\$ 10,115,572
	\$	\$ 13,920,167	\$ 606,288	\$ 3,987,538	

Escrow + Trust Balance (End of Year)
\$ 3,993,687
\$ 4,175,294
\$ 4,365,415
\$ 4,558,713
\$ 4,760,946
\$ 4,972,542
\$ 5,193,844
\$ 5,425,534
\$ 5,668,006
\$ 5,921,780
\$ 6,187,278
\$ 6,465,315
\$ 6,756,376
\$ 7,061,092
\$ 7,379,985
\$ 7,714,029
\$ 8,063,819
\$ 8,430,126
\$ 8,763,128
\$ 9,059,085
\$ 9,312,591
\$ 9,518,886
\$ 9,692,041
\$ 9,829,027
\$ 9,967,501
\$ 10,106,218
\$ 10,038,756
\$ 10,116,183

Seabrook Station Funding Run
Decommissioning Cost Projection
As of 12/31/2021

Taunton - Run 2

Escrow					
Year	Beginning of Year Balance	Contributions	Earnings	Transfers or Disbursements	End of Year Balance
2022	\$ 502	\$ -	\$ 1	\$ -	\$ 503
2023	\$ 503	\$ -	\$ 1	\$ -	\$ 505
2024	\$ 505	\$ -	\$ 1	\$ -	\$ 506
2025	\$ 506	\$ -	\$ 1	\$ -	\$ 507
2026	\$ 507	\$ -	\$ 1	\$ -	\$ 508
2027	\$ 508	\$ -	\$ 1	\$ -	\$ 510
2028	\$ 510	\$ -	\$ 1	\$ -	\$ 511
2029	\$ 511	\$ -	\$ 1	\$ -	\$ 512
2030	\$ 512	\$ -	\$ 1	\$ -	\$ 513
2031	\$ 513	\$ -	\$ 1	\$ -	\$ 515
2032	\$ 515	\$ -	\$ 1	\$ -	\$ 516
2033	\$ 516	\$ -	\$ 1	\$ -	\$ 517
2034	\$ 517	\$ -	\$ 1	\$ -	\$ 519
2035	\$ 519	\$ -	\$ 1	\$ -	\$ 520
2036	\$ 520	\$ -	\$ 1	\$ -	\$ 521
2037	\$ 521	\$ -	\$ 1	\$ -	\$ 522
2038	\$ 522	\$ -	\$ 1	\$ -	\$ 524
2039	\$ 524	\$ -	\$ 1	\$ -	\$ 525
2040	\$ 525	\$ -	\$ 1	\$ -	\$ 526
2041	\$ 526	\$ -	\$ 1	\$ -	\$ 528
2042	\$ 528	\$ -	\$ 1	\$ -	\$ 529
2043	\$ 529	\$ -	\$ 1	\$ -	\$ 530
2044	\$ 530	\$ -	\$ 1	\$ -	\$ 532
2045	\$ 532	\$ -	\$ 1	\$ -	\$ 533
2046	\$ 533	\$ -	\$ 1	\$ -	\$ 534
2047	\$ 534	\$ -	\$ 1	\$ -	\$ 536
2048	\$ 536	\$ -	\$ 1	\$ -	\$ 537
2049	\$ 537	\$ -	\$ 1	\$ -	\$ 538
2050	\$ 538	\$ -	\$ 1	\$ -	\$ 540
2051	\$ 540	\$ -	\$ 1	\$ -	\$ 541
2052	\$ 541	\$ -	\$ 1	\$ -	\$ 542
2053	\$ 542	\$ -	\$ 1	\$ -	\$ 544
2054	\$ 544	\$ -	\$ 1	\$ -	\$ 545
2055	\$ 545	\$ -	\$ 1	\$ -	\$ 546
2056	\$ 546	\$ -	\$ 1	\$ -	\$ 548
2057	\$ 548	\$ -	\$ 1	\$ -	\$ 549
2058	\$ 549	\$ -	\$ 1	\$ -	\$ 551
2059	\$ 551	\$ -	\$ 1	\$ -	\$ 552
2060	\$ 552	\$ -	\$ 1	\$ -	\$ 553
2061	\$ 553	\$ -	\$ 1	\$ -	\$ 555
2062	\$ 555	\$ -	\$ 1	\$ -	\$ 556
2063	\$ 556	\$ -	\$ 1	\$ -	\$ 558
2064	\$ 558	\$ -	\$ 1	\$ -	\$ 559
2065	\$ 559	\$ -	\$ 1	\$ -	\$ 560
2066	\$ 560	\$ -	\$ 1	\$ -	\$ 562
2067	\$ 562	\$ -	\$ 1	\$ -	\$ 563
2068	\$ 563	\$ -	\$ 1	\$ -	\$ 565
2069	\$ 565	\$ -	\$ 1	\$ -	\$ 566
2070	\$ 566	\$ -	\$ 1	\$ -	\$ 567
2071	\$ 567	\$ -	\$ 1	\$ -	\$ 569
2072	\$ 569	\$ -	\$ 1	\$ -	\$ 570
2073	\$ 570	\$ -	\$ 1	\$ -	\$ 572

Trust					
Beginning of Year Balance	Contributions and Escrow Transfer	Earnings	Fees and Expenses	Decommissioning Expense	End of Year Balance
\$ 991,174	\$ -	\$ 54,693	\$ 2,635	\$ -	\$ 1,043,231
\$ 1,043,231	\$ -	\$ 57,581	\$ 2,471	\$ -	\$ 1,098,342
\$ 1,098,342	\$ -	\$ 60,624	\$ 2,589	\$ -	\$ 1,156,376
\$ 1,156,376	\$ -	\$ 63,827	\$ 2,713	\$ -	\$ 1,217,491
\$ 1,217,491	\$ -	\$ 67,201	\$ 2,842	\$ -	\$ 1,281,850
\$ 1,281,850	\$ -	\$ 70,754	\$ 2,979	\$ -	\$ 1,349,625
\$ 1,349,625	\$ -	\$ 74,495	\$ 3,121	\$ -	\$ 1,420,999
\$ 1,420,999	\$ -	\$ 78,435	\$ 3,271	\$ -	\$ 1,496,163
\$ 1,496,163	\$ -	\$ 82,585	\$ 3,429	\$ -	\$ 1,575,319
\$ 1,575,319	\$ -	\$ 86,954	\$ 3,594	\$ -	\$ 1,658,679
\$ 1,658,679	\$ -	\$ 91,556	\$ 3,767	\$ -	\$ 1,746,468
\$ 1,746,468	\$ -	\$ 96,402	\$ 3,949	\$ -	\$ 1,838,921
\$ 1,838,921	\$ -	\$ 101,506	\$ 4,140	\$ -	\$ 1,936,806
\$ 1,936,806	\$ -	\$ 106,881	\$ 4,341	\$ -	\$ 2,038,828
\$ 2,038,828	\$ -	\$ 112,542	\$ 4,551	\$ -	\$ 2,146,819
\$ 2,146,819	\$ -	\$ 118,504	\$ 4,772	\$ -	\$ 2,260,550
\$ 2,260,550	\$ -	\$ 124,782	\$ 5,004	\$ -	\$ 2,380,328
\$ 2,380,328	\$ -	\$ 131,394	\$ 5,248	\$ -	\$ 2,506,474
\$ 2,506,474	\$ -	\$ 138,358	\$ 5,504	\$ -	\$ 2,639,329
\$ 2,639,329	\$ -	\$ 145,693	\$ 5,773	\$ -	\$ 2,779,249
\$ 2,779,249	\$ -	\$ 153,417	\$ 6,055	\$ -	\$ 2,926,612
\$ 2,926,612	\$ -	\$ 161,552	\$ 6,351	\$ -	\$ 3,081,813
\$ 3,081,813	\$ -	\$ 170,120	\$ 6,662	\$ -	\$ 3,245,271
\$ 3,245,271	\$ -	\$ 169,203	\$ 6,773	\$ -	\$ 3,407,701
\$ 3,407,701	\$ -	\$ 167,251	\$ 6,564	\$ -	\$ 3,568,387
\$ 3,568,387	\$ -	\$ 164,224	\$ 6,303	\$ -	\$ 3,726,308
\$ 3,726,308	\$ -	\$ 160,096	\$ 5,988	\$ -	\$ 3,880,417
\$ 3,880,417	\$ -	\$ 158,732	\$ 5,734	\$ -	\$ 4,033,415
\$ 4,033,415	\$ -	\$ 152,682	\$ 5,666	\$ 192,298	\$ 3,988,132
\$ 3,988,132	\$ -	\$ 145,630	\$ 5,494	\$ 447,067	\$ 3,681,202
\$ 3,681,202	\$ -	\$ 131,812	\$ 5,299	\$ 537,955	\$ 3,269,759
\$ 3,269,759	\$ -	\$ 116,684	\$ 4,994	\$ 496,573	\$ 2,884,876
\$ 2,884,876	\$ -	\$ 104,147	\$ 4,703	\$ 380,236	\$ 2,604,083
\$ 2,604,083	\$ -	\$ 96,950	\$ 4,499	\$ 201,591	\$ 2,494,943
\$ 2,494,943	\$ -	\$ 94,297	\$ 4,465	\$ 125,212	\$ 2,459,563
\$ 2,459,563	\$ -	\$ 93,416	\$ 4,507	\$ 101,386	\$ 2,447,086
\$ 2,447,086	\$ -	\$ 94,261	\$ 4,567	\$ 37,364	\$ 2,499,416
\$ 2,499,416	\$ -	\$ 96,635	\$ 4,694	\$ 20,886	\$ 2,570,472
\$ 2,570,472	\$ -	\$ 107,736	\$ 5,478	\$ 21,678	\$ 2,651,052
\$ 2,651,052	\$ -	\$ 119,742	\$ 6,075	\$ 22,374	\$ 2,742,345
\$ 2,742,345	\$ -	\$ 132,791	\$ 6,718	\$ 23,157	\$ 2,845,262
\$ 2,845,262	\$ -	\$ 147,037	\$ 7,413	\$ 23,967	\$ 2,960,918
\$ 2,960,918	\$ -	\$ 162,654	\$ 8,169	\$ 24,876	\$ 3,090,528
\$ 3,090,528	\$ -	\$ 169,798	\$ 8,241	\$ 25,674	\$ 3,226,410
\$ 3,226,410	\$ -	\$ 177,271	\$ 8,576	\$ 26,573	\$ 3,368,532
\$ 3,368,532	\$ -	\$ 185,088	\$ 8,926	\$ 27,503	\$ 3,517,190
\$ 3,517,190	\$ -	\$ 193,262	\$ 9,290	\$ 28,545	\$ 3,672,617
\$ 3,672,617	\$ -	\$ 201,813	\$ 9,670	\$ 29,462	\$ 3,835,298
\$ 3,835,298	\$ -	\$ 210,762	\$ 10,066	\$ 30,493	\$ 4,005,501
\$ 4,005,501	\$ -	\$ 220,124	\$ 10,479	\$ 31,560	\$ 4,183,586
\$ 4,183,586	\$ -	\$ 229,918	\$ 10,909	\$ 32,756	\$ 4,369,839
\$ 4,369,839	\$ -	\$ 240,167	\$ 11,358	\$ 33,808	\$ 4,564,840

Escrow + Trust Balance (End of Year)
\$ 1,043,735
\$ 1,098,846
\$ 1,156,882
\$ 1,217,998
\$ 1,282,358
\$ 1,350,135
\$ 1,421,510
\$ 1,496,675
\$ 1,575,832
\$ 1,659,194
\$ 1,746,984
\$ 1,839,439
\$ 1,936,806
\$ 2,039,348
\$ 2,147,340
\$ 2,261,073
\$ 2,380,852
\$ 2,506,999
\$ 2,639,855
\$ 2,779,777
\$ 2,927,141
\$ 3,082,343
\$ 3,245,803
\$ 3,408,234
\$ 3,568,921
\$ 3,726,844
\$ 3,880,954
\$ 4,033,953
\$ 3,988,672
\$ 3,681,743
\$ 3,270,302
\$ 2,885,420
\$ 2,604,628
\$ 2,495,490
\$ 2,460,111
\$ 2,447,636
\$ 2,499,967
\$ 2,571,024
\$ 2,651,605
\$ 2,742,900
\$ 2,845,818
\$ 2,961,476
\$ 3,091,087
\$ 3,226,970
\$ 3,369,093
\$ 3,517,753
\$ 3,673,181
\$ 3,835,864
\$ 4,006,068
\$ 4,184,155
\$ 4,370,409
\$ 4,565,411

Seabrook Station Funding Run
Decommissioning Cost Projection
As of 12/31/2021

Taunton - Run 2

Year	Escrow				
	Beginning of Year Balance	Contributions	Earnings	Transfers or Disbursements	End of Year Balance
2074	\$ 572	\$ -	\$ 1	\$ -	\$ 573
2075	\$ 573	\$ -	\$ 1	\$ -	\$ 574
2076	\$ 574	\$ -	\$ 1	\$ -	\$ 576
2077	\$ 576	\$ -	\$ 1	\$ -	\$ 577
2078	\$ 577	\$ -	\$ 1	\$ -	\$ 579
2079	\$ 579	\$ -	\$ 1	\$ -	\$ 580
2080	\$ 580	\$ -	\$ 1	\$ -	\$ 582
2081	\$ 582	\$ -	\$ 1	\$ -	\$ 583
2082	\$ 583	\$ -	\$ 1	\$ -	\$ 585
2083	\$ 585	\$ -	\$ 1	\$ -	\$ 586
2084	\$ 586	\$ -	\$ 1	\$ -	\$ 588
2085	\$ 588	\$ -	\$ 1	\$ -	\$ 589
2086	\$ 589	\$ -	\$ 1	\$ -	\$ 590
2087	\$ 590	\$ -	\$ 1	\$ -	\$ 592
2088	\$ 592	\$ -	\$ 1	\$ -	\$ 593
2089	\$ 593	\$ -	\$ 1	\$ -	\$ 595
2090	\$ 595	\$ -	\$ 1	\$ -	\$ 596
2091	\$ 596	\$ -	\$ 1	\$ -	\$ 598
2092	\$ 598	\$ -	\$ 1	\$ -	\$ 599
2093	\$ 599	\$ -	\$ 2	\$ -	\$ 601
2094	\$ 601	\$ -	\$ 2	\$ -	\$ 602
2095	\$ 602	\$ -	\$ 2	\$ -	\$ 604
2096	\$ 604	\$ -	\$ 2	\$ -	\$ 605
2097	\$ 605	\$ -	\$ 2	\$ -	\$ 607
2098	\$ 607	\$ -	\$ 2	\$ -	\$ 608
2099	\$ 608	\$ -	\$ 2	\$ -	\$ 610
2100	\$ 610	\$ -	\$ 2	\$ -	\$ 611
2101	\$ 611	\$ -	\$ 2	\$ -	\$ 613
Total:	\$ -	\$ -	\$ 111	\$ -	\$ -

Beginning of Year Balance	Trust				
	Contributions and Escrow Transfer	Earnings	Fees and Expenses	Decommissioning Expense	End of Year Balance
\$ 4,564,840	\$ -	\$ 250,895	\$ 11,827	\$ 34,992	\$ 4,768,917
\$ 4,768,917	\$ -	\$ 262,123	\$ 12,315	\$ 36,216	\$ 4,982,508
\$ 4,982,508	\$ -	\$ 273,872	\$ 12,825	\$ 37,589	\$ 5,205,966
\$ 5,205,966	\$ -	\$ 285,950	\$ 13,359	\$ 46,249	\$ 5,432,308
\$ 5,432,308	\$ -	\$ 298,395	\$ 13,901	\$ 47,868	\$ 5,668,934
\$ 5,668,934	\$ -	\$ 311,406	\$ 14,466	\$ 49,543	\$ 5,916,331
\$ 5,916,331	\$ -	\$ 325,006	\$ 15,055	\$ 51,414	\$ 6,174,868
\$ 6,174,868	\$ -	\$ 339,227	\$ 15,668	\$ 53,072	\$ 6,445,354
\$ 6,445,354	\$ -	\$ 354,102	\$ 16,308	\$ 54,930	\$ 6,728,218
\$ 6,728,218	\$ -	\$ 369,658	\$ 16,976	\$ 56,852	\$ 7,024,048
\$ 7,024,048	\$ -	\$ 385,923	\$ 17,672	\$ 58,999	\$ 7,333,301
\$ 7,333,301	\$ -	\$ 402,936	\$ 18,397	\$ 60,901	\$ 7,656,939
\$ 7,656,939	\$ -	\$ 420,737	\$ 19,154	\$ 63,033	\$ 7,995,489
\$ 7,995,489	\$ -	\$ 439,359	\$ 19,943	\$ 65,239	\$ 8,349,665
\$ 8,349,665	\$ -	\$ 458,835	\$ 20,766	\$ 67,702	\$ 8,720,032
\$ 8,720,032	\$ -	\$ 479,214	\$ 21,625	\$ 69,886	\$ 9,107,736
\$ 9,107,736	\$ -	\$ 500,542	\$ 22,521	\$ 72,332	\$ 9,513,425
\$ 9,513,425	\$ -	\$ 522,860	\$ 23,455	\$ 74,863	\$ 9,937,966
\$ 9,937,966	\$ -	\$ 485,586	\$ 23,272	\$ 77,690	\$ 10,322,590
\$ 10,322,590	\$ -	\$ 441,531	\$ 20,951	\$ 80,195	\$ 10,662,975
\$ 10,662,975	\$ -	\$ 391,154	\$ 18,334	\$ 83,002	\$ 10,952,792
\$ 10,952,792	\$ -	\$ 335,077	\$ 15,456	\$ 85,907	\$ 11,186,506
\$ 11,186,506	\$ -	\$ 296,355	\$ 13,018	\$ 89,151	\$ 11,380,693
\$ 11,380,693	\$ -	\$ 254,804	\$ 11,589	\$ 92,026	\$ 11,531,881
\$ 11,531,881	\$ -	\$ 258,193	\$ 10,565	\$ 95,247	\$ 11,684,263
\$ 11,684,263	\$ -	\$ 261,577	\$ 10,909	\$ 98,581	\$ 11,836,350
\$ 11,836,350	\$ -	\$ 261,759	\$ 11,253	\$ 366,433	\$ 11,720,424
\$ 11,720,424	\$ -	\$ 261,417	\$ 11,603	\$ 178,473	\$ 11,791,766
Total:	\$ -	\$ 16,722,530	\$ 750,559	\$ 5,171,379	\$ -

Escrow + Trust Balance (End of Year)
\$ 4,769,490
\$ 4,983,083
\$ 5,206,542
\$ 5,432,885
\$ 5,669,513
\$ 5,916,911
\$ 6,175,449
\$ 6,445,937
\$ 6,728,802
\$ 7,024,634
\$ 7,333,888
\$ 7,657,528
\$ 7,996,079
\$ 8,350,257
\$ 8,720,626
\$ 9,108,331
\$ 9,514,021
\$ 9,938,564
\$ 10,323,189
\$ 10,663,576
\$ 10,953,395
\$ 11,187,110
\$ 11,381,298
\$ 11,532,488
\$ 11,684,871
\$ 11,836,960
\$ 11,721,035
\$ 11,792,378