

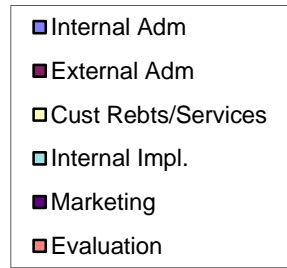
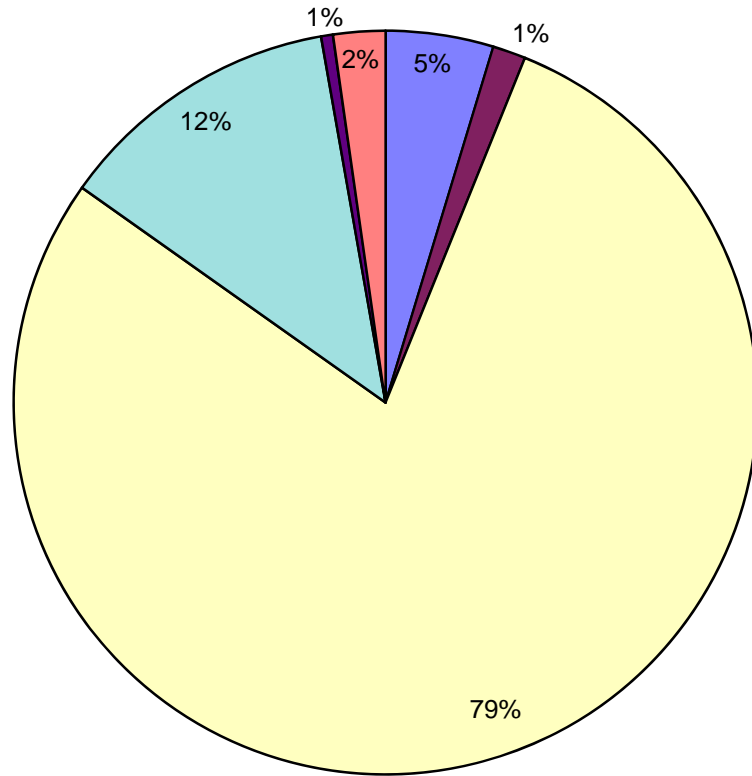
Jan-Sep 2012

NH CORE Energy Efficiency Program - 2012 Expenditures

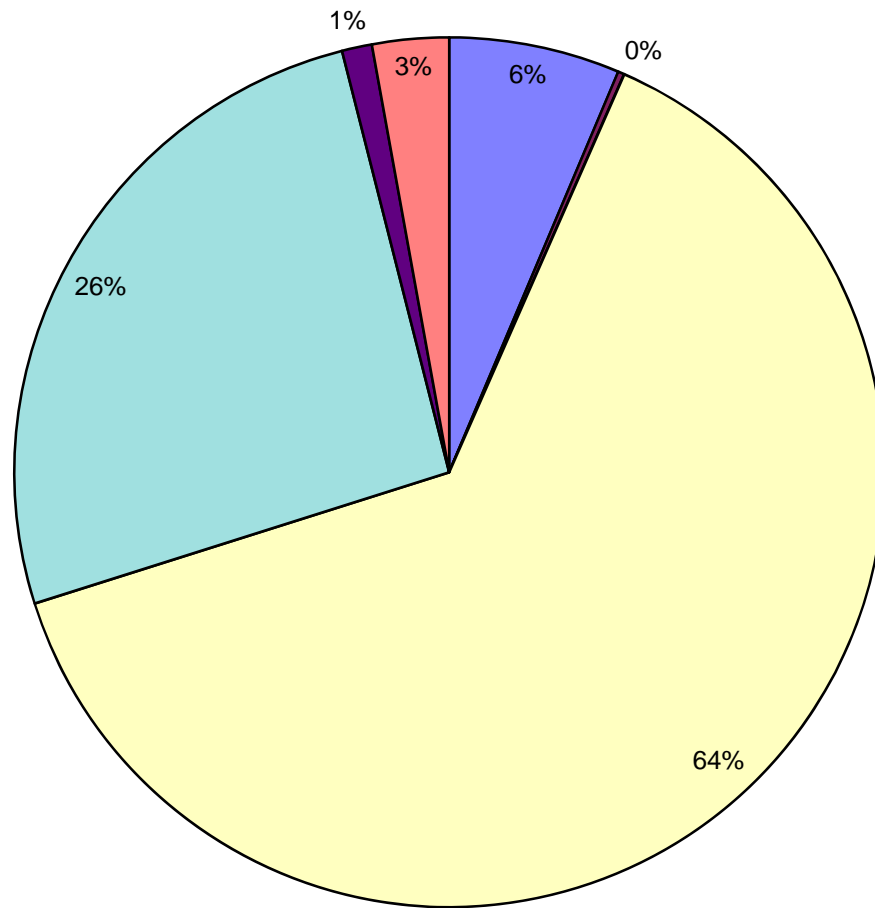
	(see Note 1)						
	Internal Adm	External Adm	Cust Rebts/Services	Internal Impl.	Marketing	Evaluation	Total
ENERGY STAR Homes	\$ 42,336	\$ 13,005	\$ 711,302	\$ 112,322	\$ 4,612	\$ 20,430	\$ 904,007
Liberty Utilities	6,206	8,947	34,061	622	810	2,966	53,614
NHEC	7,309	3,792	56,877	24,499	31	1,950	94,457
PSNH	23,110		587,240	61,784	2,273	10,794	685,201
Unitil	5,711	266	33,124	25,417	1,498	4,719	70,735
Home Energy Solutions	\$ 72,475	\$ 2,716	\$ 724,211	\$ 295,499	\$ 12,634	\$ 32,525	\$ 1,140,059
Liberty Utilities	13,085	184	19,833	2,770	1,092	2,694	39,659
NHEC	4,090	1,075	27,328	16,465	1,120	2,301	52,379
PSNH	42,874		583,559	216,541	6,427	22,773	872,174
Unitil	12,426	1,457	93,491	59,723	3,995	4,756	175,847
Energy Star Appliances	\$ 32,617	\$ 12,291	\$ 609,837	\$ 82,433	\$ 17,695	\$ 6,432	\$ 761,306
Liberty Utilities	1,635	5,200	30,277	1,143	1,621	16	39,893
NHEC	8,935	4,636	80,587	12,668	1,717	1,343	109,886
PSNH	17,575		446,298	25,191	11,449	2,652	503,164
Unitil	4,473	2,455	52,675	43,431	2,908	2,421	108,363
Home Energy Assistance	\$ 79,230	\$ 8,623	\$ 1,053,901	\$ 158,128	\$ 1,605	\$ 19,998	\$ 1,321,485
Liberty Utilities	10,993	720	99,224	403	28	50	111,420
NHEC	11,346	5,887	99,424	21,520	48	3,391	141,616
PSNH	48,582		683,895	87,424	-	10,908	830,808
Unitil	8,309	2,016	171,358	48,781	1,528	5,649	237,641
ENERGY STAR Lighting	\$ 31,877	\$ 9,415	\$ 404,891	\$ 102,631	\$ 136,366	\$ 18,509	\$ 703,690
Liberty Utilities	2,130	4,264	23,890	1,653	11,753	9,709	53,398
NHEC	5,321	2,761	37,029	15,340	7,184	530	68,165
PSNH	18,870		316,883	39,345	101,335	2,623	479,055
Unitil	5,557	2,390	27,090	46,294	16,093	5,647	103,072
Other Residential Programs	\$ 15,786	\$ 3,472	\$ 218,702	\$ 79,565	\$ 9	\$ 528	\$ 318,062
Liberty Utilities							-
NHEC	2,113	1,096	17,050	6,575	9	528	27,371
PSNH	13,673		201,652	51,606			266,931
Unitil (Home Energy Suite)		2,376		21,384			23,760
Total Residential Programs	\$ 274,321	\$ 49,523	\$ 3,722,843	\$ 830,578	\$ 172,921	\$ 98,422	\$ 5,148,609
New Equipment & Construction	\$ 65,256	\$ 2,982	\$ 863,767	\$ 266,273	\$ 2,917	\$ 12,921	\$ 1,214,115
Liberty Utilities	9,556	317	148,456	11,306	36	652	170,322
NHEC	4,705	2,441	38,414	15,722	243	707	62,232
PSNH	41,916		572,624	187,051	1,000	5,875	808,466
Unitil	9,079	224	104,273	52,194	1,638	5,686	173,095
Large C&I Retrofit	\$ 82,354	\$ 3,446	\$ 1,344,926	\$ 417,979	\$ 6,586	\$ 32,457	\$ 1,887,748
Liberty Utilities	12,639	317	226,936	15,448	36	657	256,032
NHEC	5,037	2,614	38,221	21,537	258	757	68,424
PSNH	50,718		702,363	323,246	3,234	20,112	1,099,673
Unitil	13,960	515	377,405	57,748	3,058	10,932	463,619
Small Business Energy Solutions	\$ 90,836	\$ 6,814	\$ 1,696,161	\$ 443,407	\$ 23,453	\$ 92,267	\$ 2,352,937
Liberty Utilities	5,888	121	23,720	3,876	36	9,421	43,062
NHEC	10,857	5,634	90,264	34,841	561	1,768	143,925
PSNH	63,308		1,370,426	354,876	15,929	71,603	1,876,142
Unitil	10,783	1,059	211,751	49,814	6,927	9,475	289,809
Other C&I Programs	\$ 12,155	\$ 1,258	\$ 63,181	\$ 61,089	\$ 1,009	\$ 75	\$ 138,767
Liberty Utilities							-
NHEC	503	261	2,450	4,347	26	75	7,662
PSNH (Education, RFP, Smart Start)	11,652		60,731	47,766	983		121,131
Unitil (Education, C&I Energy Suite)		997		8,976			9,974
Total Non-Residential Programs	\$ 250,601	\$ 14,500	\$ 3,968,034	\$ 1,188,748	\$ 33,965	\$ 137,720	\$ 5,593,568
TOTAL (Both Sectors)	\$ 524,922	\$ 64,023	\$ 7,690,878	\$ 2,019,326	\$ 206,886	\$ 236,142	\$ 10,742,177

Note 1: Evaluation amounts are based on 5% of total budgets. Actual program expenses will vary from numbers shown.

Energy Star Homes

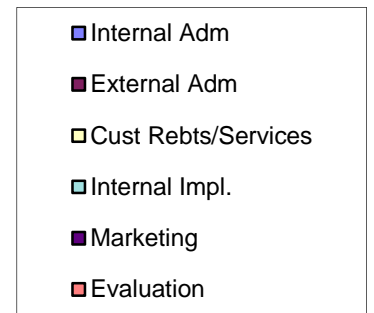
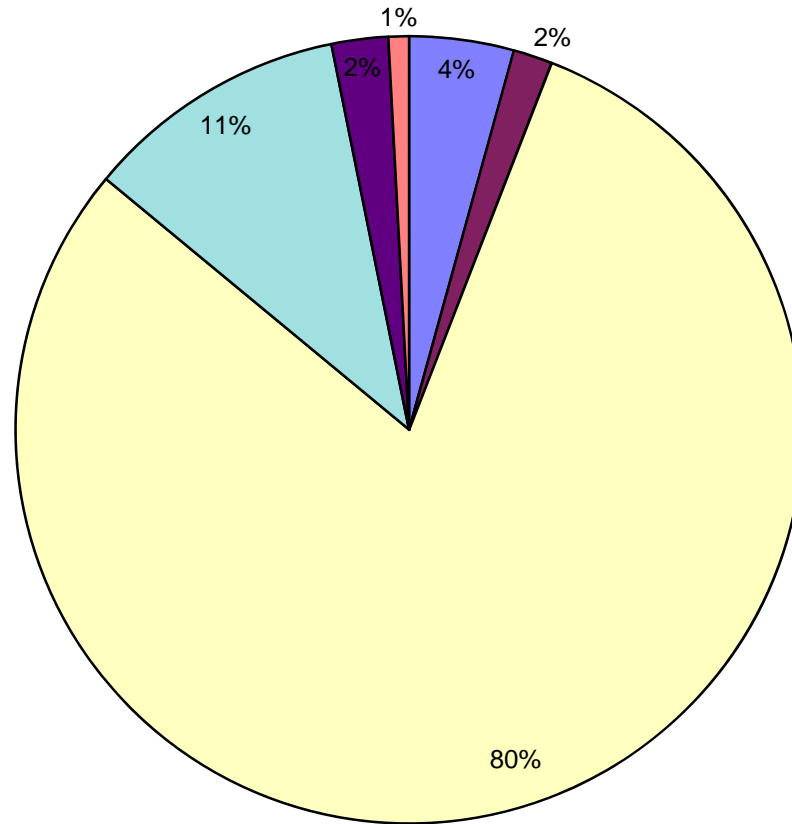


Home Energy Solutions

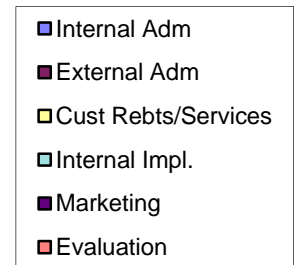
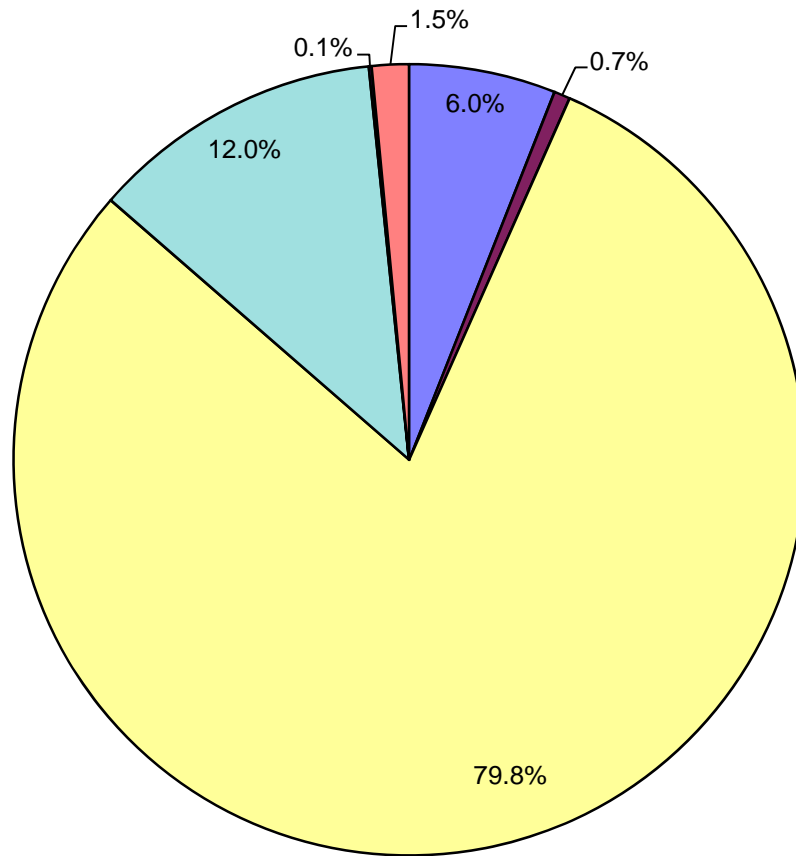


- Internal
- External
- Cust Rel
- Internal
- Marketin
- Evaluatic

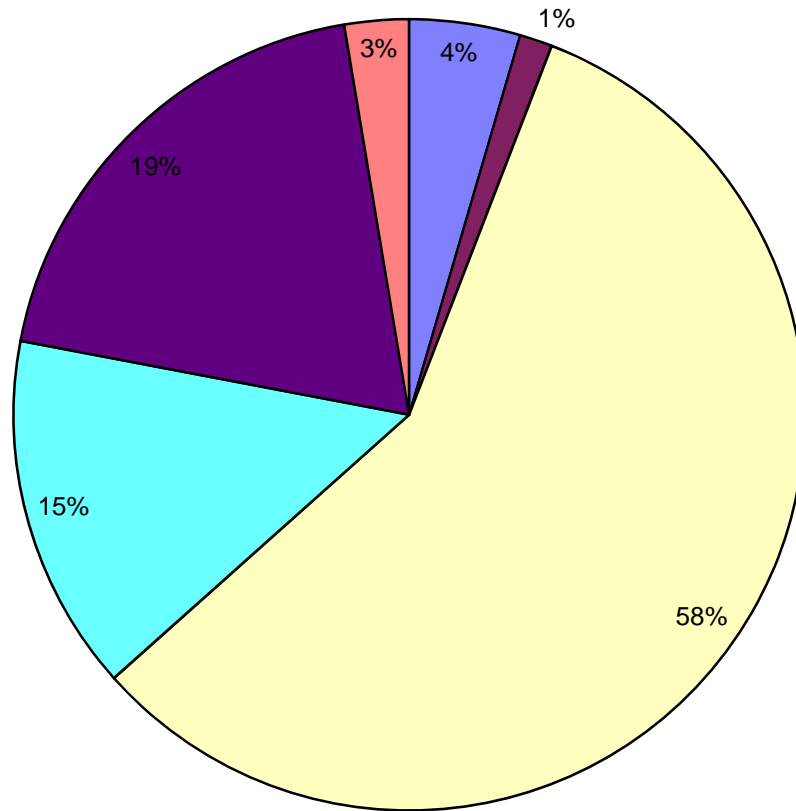
Energy Star Appliances



Home Energy Assistance

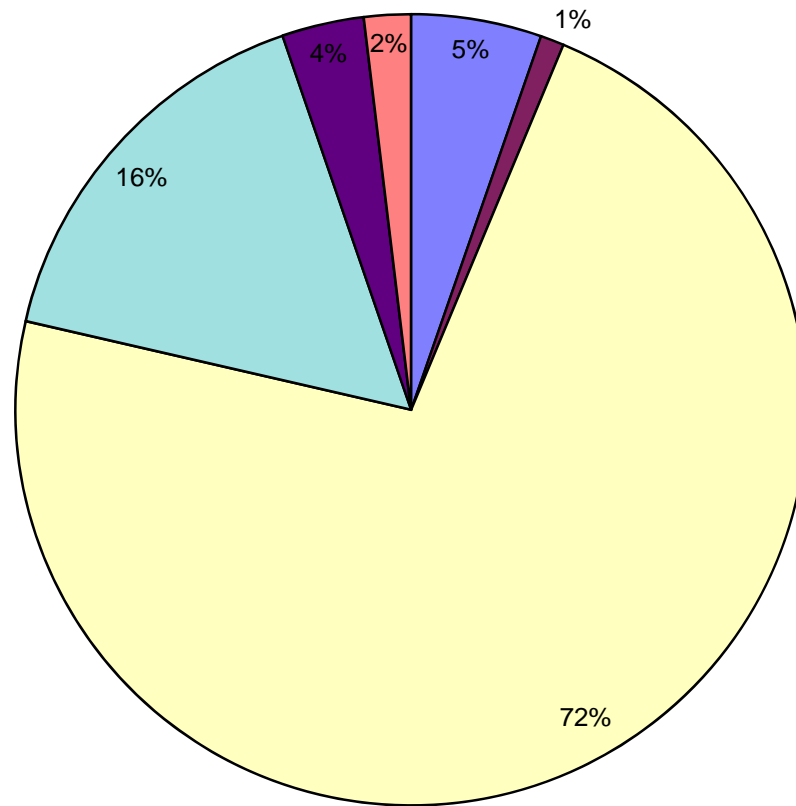


Energy Star Lighting



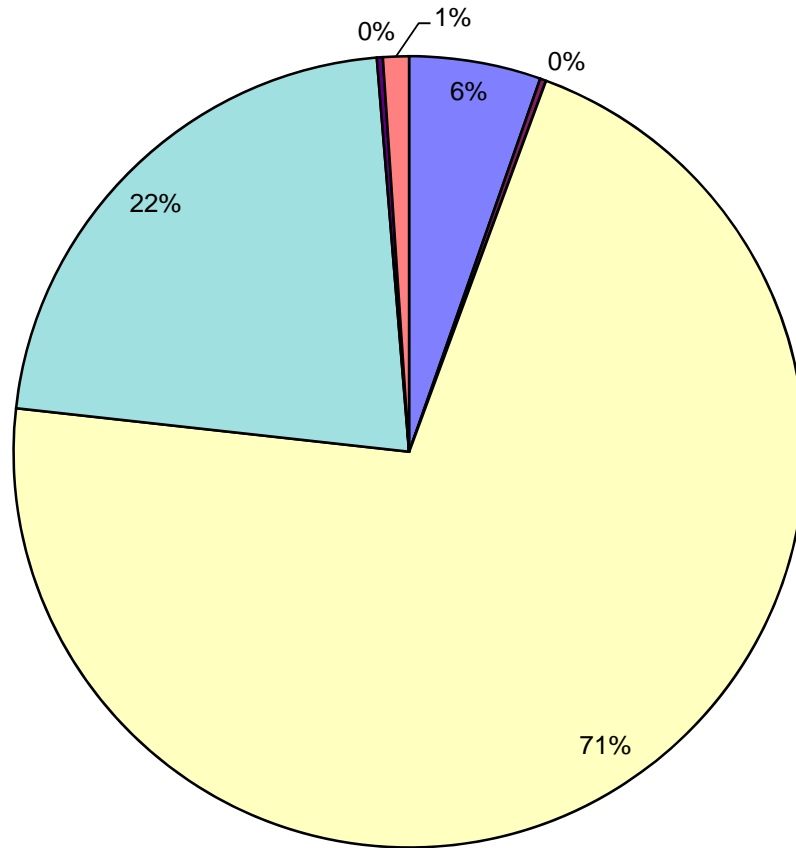
- Internal Adm
- External Adm
- Cust Rebts/Services
- Internal Impl.
- Marketing
- Evaluation

Total Residential Programs



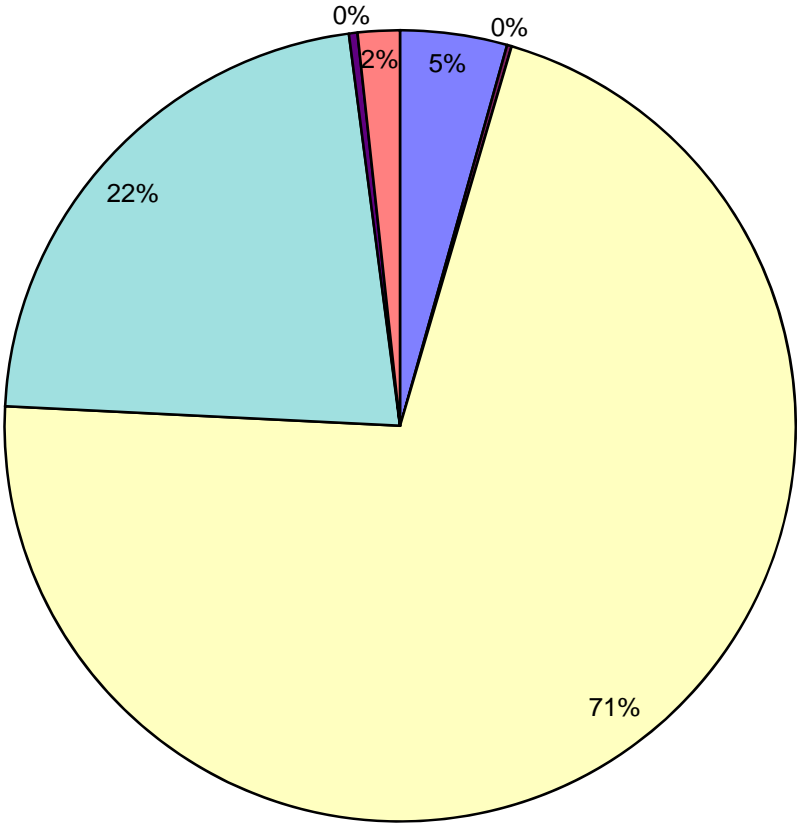
- Internal Adm
- External Adm
- Cust Rebts/Services
- Internal Impl.
- Marketing
- Evaluation

New Construction



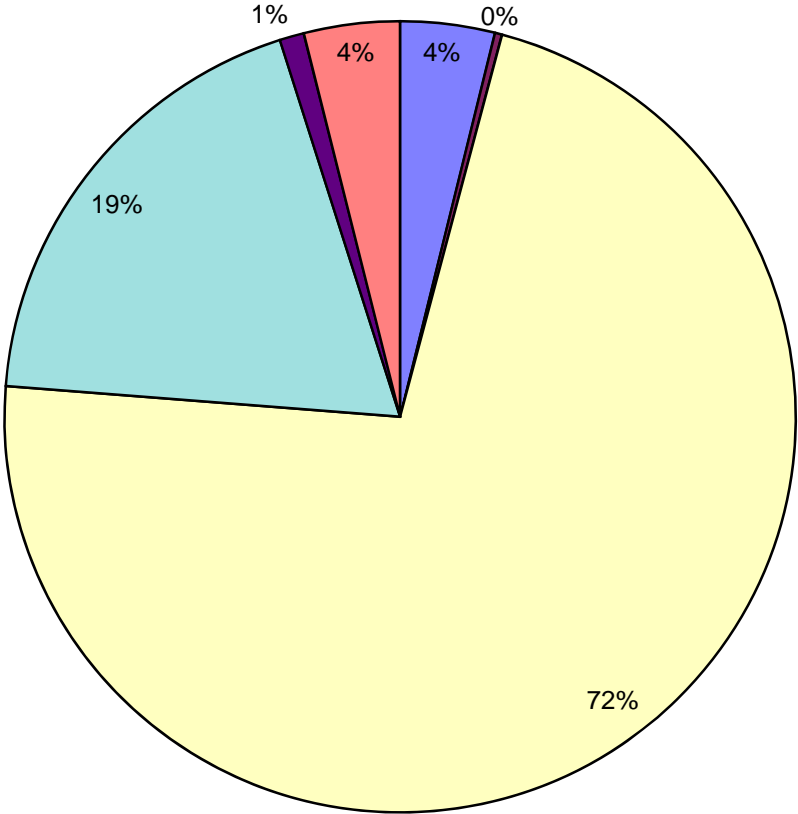
- Internal Adm
- External Adm
- Cust Rebts/Services
- Internal Impl.
- Marketing
- Evaluation

Large Business Energy Solutions



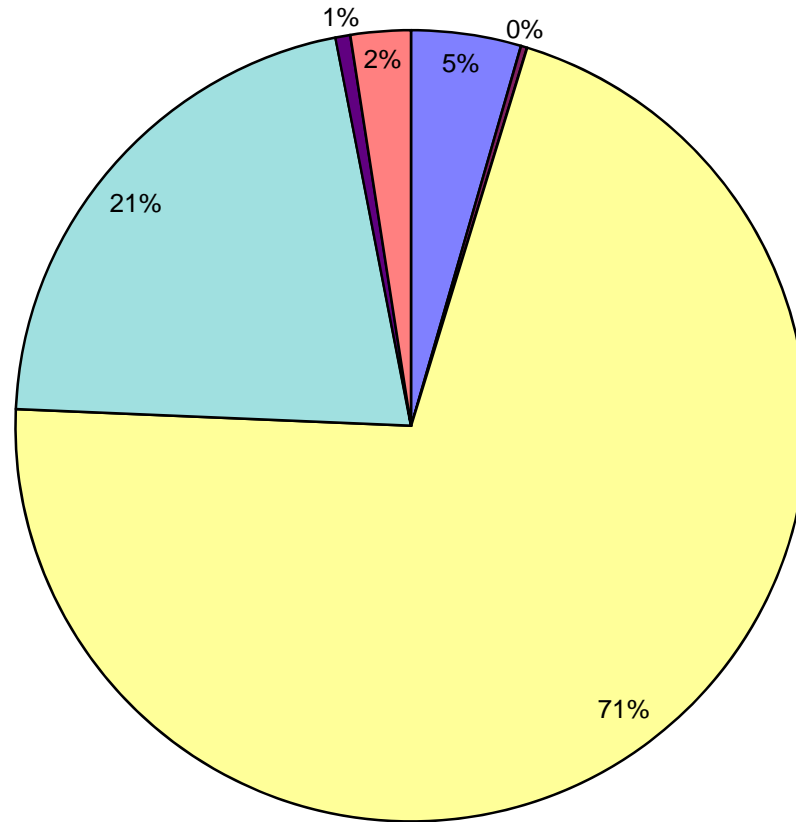
- Internal Adm
- External Adm
- Cust Rebts/Services
- Internal Impl.
- Marketing
- Evaluation

Small Business Energy Solutions



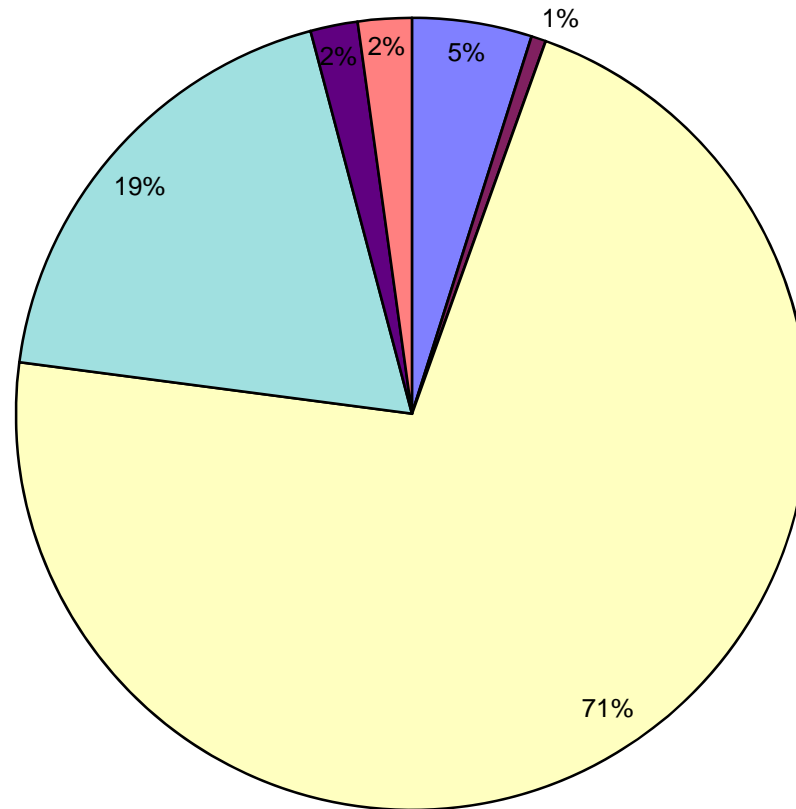
- Internal Adm
- External Adm
- Cust Rebts/Services
- Internal Impl.
- Marketing
- Evaluation

Total Non-Residential Programs



- Internal Adm
- External Adm
- Cust Rebts/Services
- Internal Impl.
- Marketing
- Evaluation

Total Residential and Non-Residential Programs



- Internal Adm
- External Adm
- Cust Rebts/Services
- Internal Impl.
- Marketing
- Evaluation