

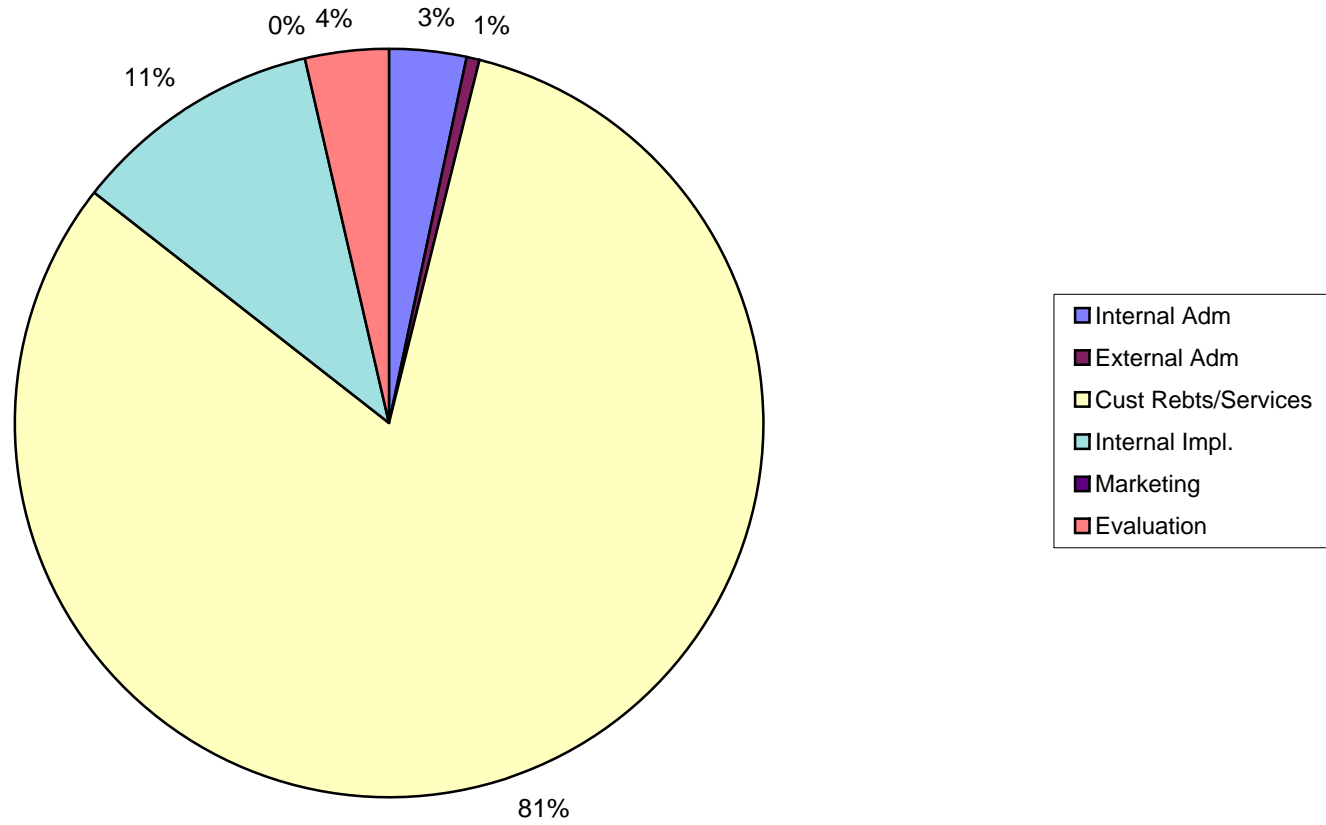
Jan-Dec 2011

NH CORE Energy Efficiency Program - 2011 Budget Details

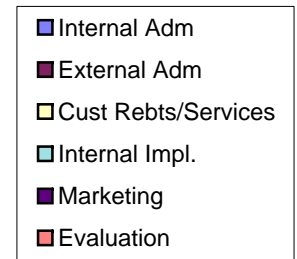
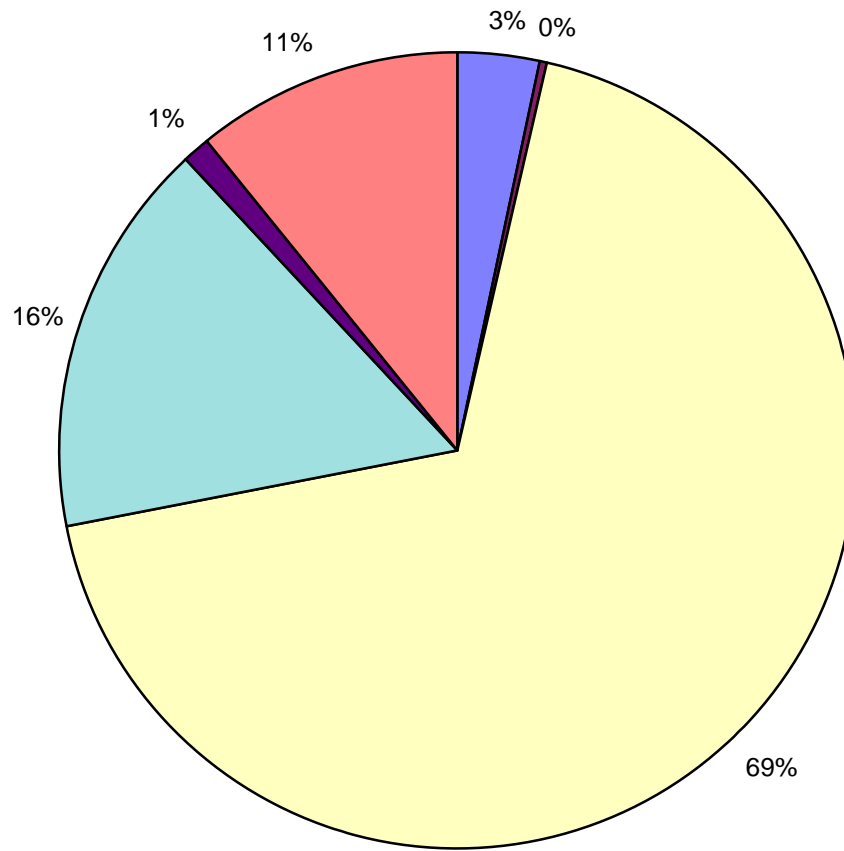
		(see Note 1)						
	Internal Adm	External Adm	Cust Rebts/Services	Internal Impl.	Marketing	Evaluation	Total	
ENERGY STAR Homes	\$ 56,028	\$ 8,781	\$ 1,382,470	\$ 183,715	\$ 312	\$ 61,737	\$ 1,693,043	
National Grid	7,283		77,878	-	-	4,628	89,789	
NHEC	13,810	8,541	106,999	33,587	158	5,961	169,056	
PSNH	22,869		1,107,091	101,317	123	38,008	1,269,407	
Unitil	12,066	240	90,502	48,811	31	13,140	164,791	
Home Energy Solutions	\$ 67,783	\$ 5,670	\$ 1,358,958	\$ 323,068	\$ 22,174	\$ 216,694	\$ 1,994,346	
National Grid	10,126		83,173	-	57	3,096	96,452	
NHEC	3,896	4,054	21,749	17,630	1,328	3,475	52,132	
PSNH	38,623		1,142,972	247,971	8,426	183,086	1,621,079	
Unitil	15,138	1,616	111,063	57,467	12,362	27,037	224,684	
Energy Star Appliances	\$ 50,480	\$ 9,478	\$ 848,431	\$ 81,076	\$ 34,165	\$ 26,854	\$ 1,050,484	
National Grid	14,819		33,584	-	(498)	927	48,832	
NHEC	11,824	6,842	104,449	8,414	1,934	2,870	136,333	
PSNH	16,865		639,287	29,551	23,368	17,496	726,567	
Unitil	6,972	2,636	71,111	43,111	9,362	5,561	138,752	
Home Energy Assistance	\$ 101,172	\$ 11,841	\$ 2,068,661	\$ 248,793	\$ 4,734	\$ 74,299	\$ 2,509,501	
National Grid	22,251	-	220,755	-	-	66	243,072	
NHEC	16,799	9,721	133,566	26,037	192	12,963	199,278	
PSNH	45,285		1,539,057	145,060	1,675	49,353	1,780,430	
Unitil	16,837	2,120	175,283	77,696	2,867	11,916	286,721	
ENERGY STAR Lighting	\$ 61,231	\$ 7,526	\$ 569,187	\$ 123,097	\$ 154,500	\$ 328,850	\$ 1,244,391	
National Grid	28,085		30,491	-	2,903	17,553	79,032	
NHEC	7,971	4,613	48,197	13,347	4,850	15,776	94,754	
PSNH	18,114		448,471	63,350	126,600	259,242	915,776	
Unitil	7,061	2,913	42,028	46,400	20,147	36,279	154,829	
Other Residential Programs	\$ 14,201	\$ 4,584	\$ 256,119	\$ 124,967	\$ 66	\$ 10,078	\$ 410,015	
National Grid							-	
NHEC	5,769	3,339	39,799	17,474	66	1,401	67,848	
PSNH	8,432		216,320	96,292	-	8,677	329,721	
Unitil (Home Energy Suite)		1,245		11,201			12,446	
<b>Total Residential Programs</b>	<b>\$ 350,895</b>	<b>\$ 47,879</b>	<b>\$ 6,483,825</b>	<b>\$ 1,084,716</b>	<b>\$ 215,952</b>	<b>\$ 718,513</b>	<b>\$ 8,901,780</b>	
New Equipment & Construction	\$ 88,076	\$ 3,629	\$ 1,749,588	\$ 301,860	\$ 32,392	\$ 62,433	\$ 2,237,976	
National Grid	27,847		226,801	7,493	2,896	4,506	269,543	
NHEC	5,927	3,430	49,682	14,409	221	1,439	75,108	
PSNH	41,760		1,415,009	221,278	5,478	47,749	1,731,273	
Unitil	12,542	199	58,096	58,679	23,797	8,739	162,052	
Large C&I Retrofit	\$ 118,423	\$ 7,614	\$ 2,531,812	\$ 464,477	\$ 23,970	\$ 83,297	\$ 3,229,593	
National Grid	34,905		323,433	29,947	1,302	4,560	394,147	
NHEC	12,844	7,433	108,009	30,779	479	3,118	162,662	
PSNH	50,511		1,720,524	334,963	7,144	58,937	2,172,078	
Unitil	20,163	181	379,846	68,788	15,046	16,683	500,705	
Small Business Energy Solutions	\$ 112,772	\$ 10,922	\$ 2,714,913	\$ 525,399	\$ 22,609	\$ 216,826	\$ 3,603,441	
National Grid	17,994	-	207,301	(1,817)	187	22,828	246,493	
NHEC	18,409	10,653	160,763	28,189	686	19,409	238,109	
PSNH	59,651		2,103,266	431,558	18,721	134,824	2,748,020	
Unitil	16,718	269	243,582	67,469	3,015	39,765	370,819	
Other C&I Programs	\$ 12,816	\$ 3,971	\$ 513,456	\$ 81,062	\$ 6,126	\$ 10,950	\$ 628,381	
National Grid							-	
NHEC	1,573	911	10,713	8,048	58	382	21,685	
PSNH (Education, RFP, Smart Start)	11,243		502,743	45,471	6,068	10,568	576,092	
Unitil (Education, C&I Energy Suite)	-	3,060	-	27,544	-	-	30,604	
<b>Total Non-Residential Programs</b>	<b>\$ 332,087</b>	<b>\$ 26,136</b>	<b>\$ 7,509,768</b>	<b>\$ 1,372,797</b>	<b>\$ 85,098</b>	<b>\$ 373,506</b>	<b>\$ 9,699,392</b>	
<b>TOTAL (Both Sectors)</b>	<b>\$ 682,982</b>	<b>\$ 74,016</b>	<b>\$ 13,993,593</b>	<b>\$ 2,457,513</b>	<b>\$ 301,050</b>	<b>\$ 1,092,019</b>	<b>\$ 18,601,172</b>	

Note 1: Evaluation amounts are based on 5% of total budgets. Actual program expenses will vary from numbers shown.

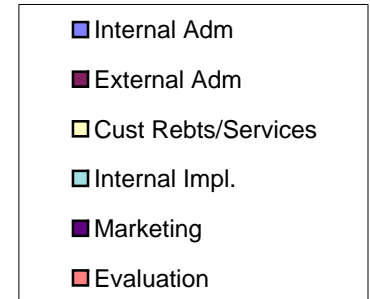
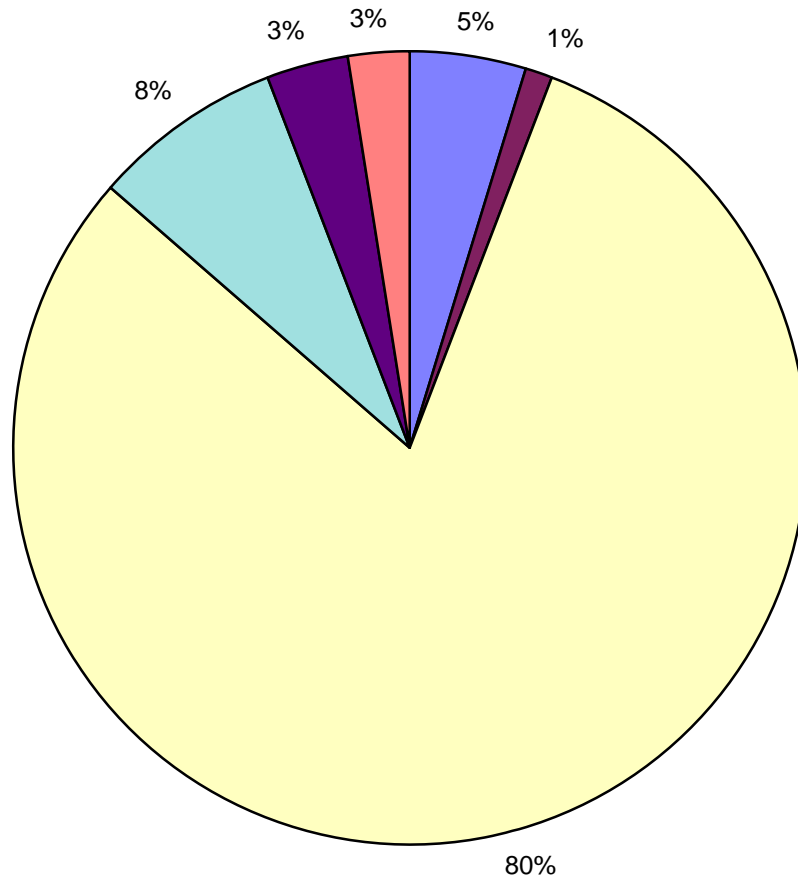
## Energy Star Homes



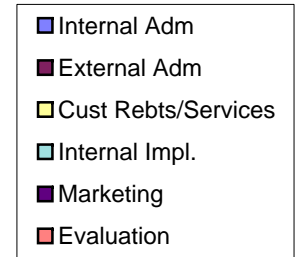
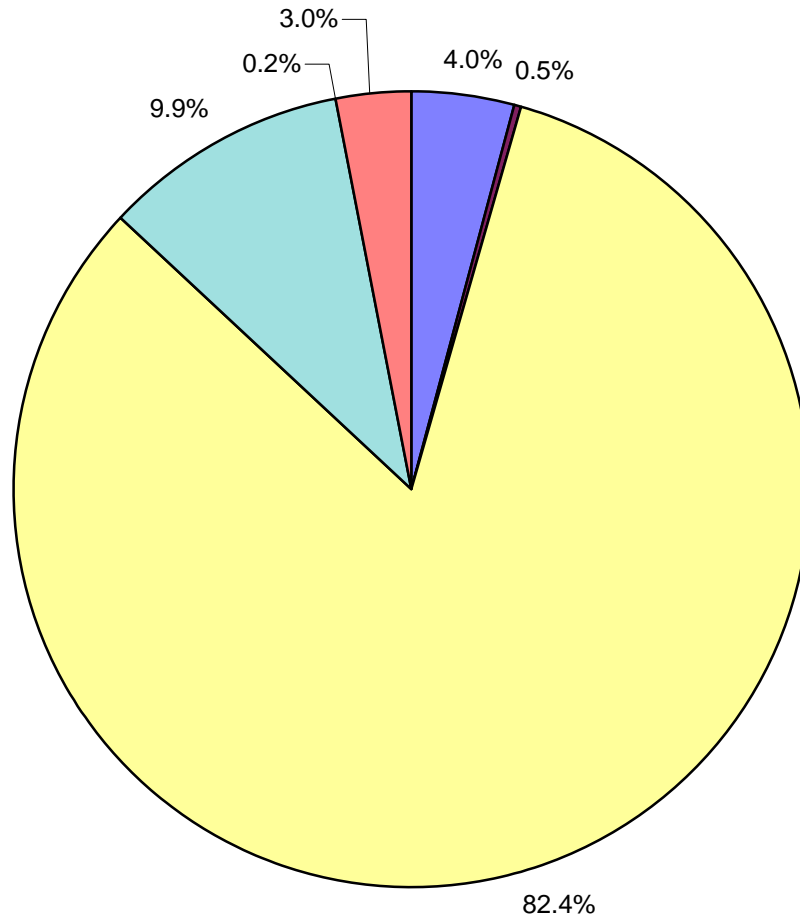
**Home Energy Solutions**



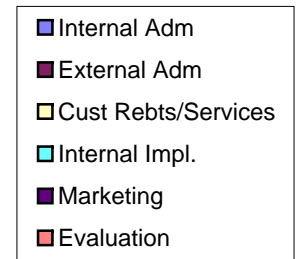
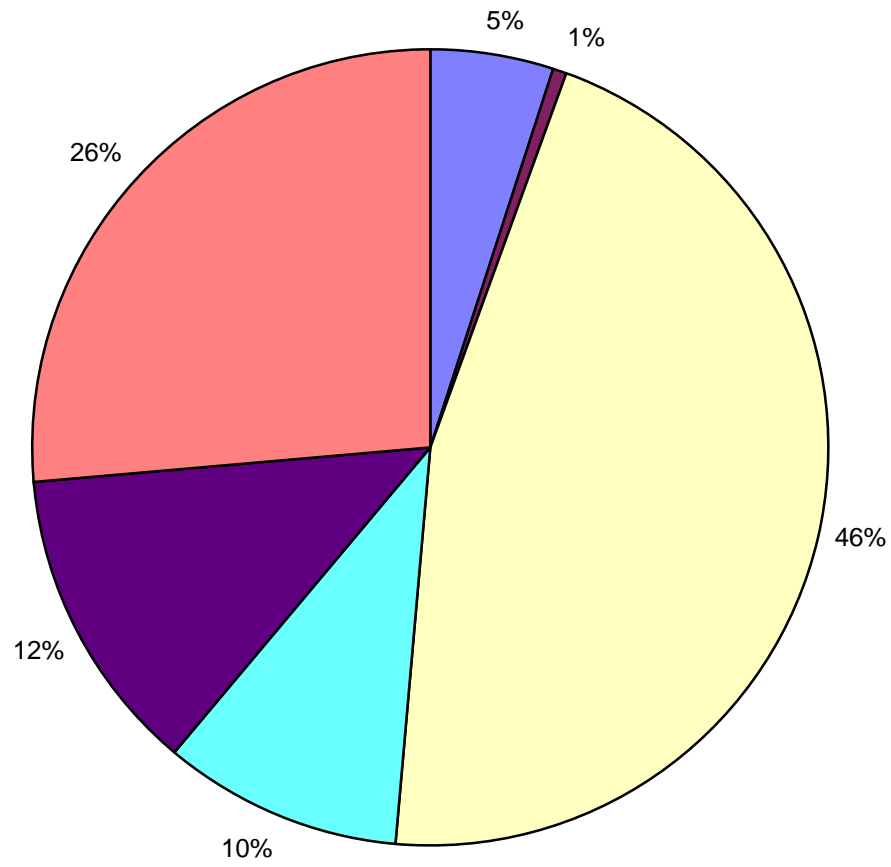
**Energy Star Appliances**



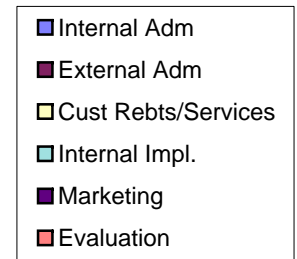
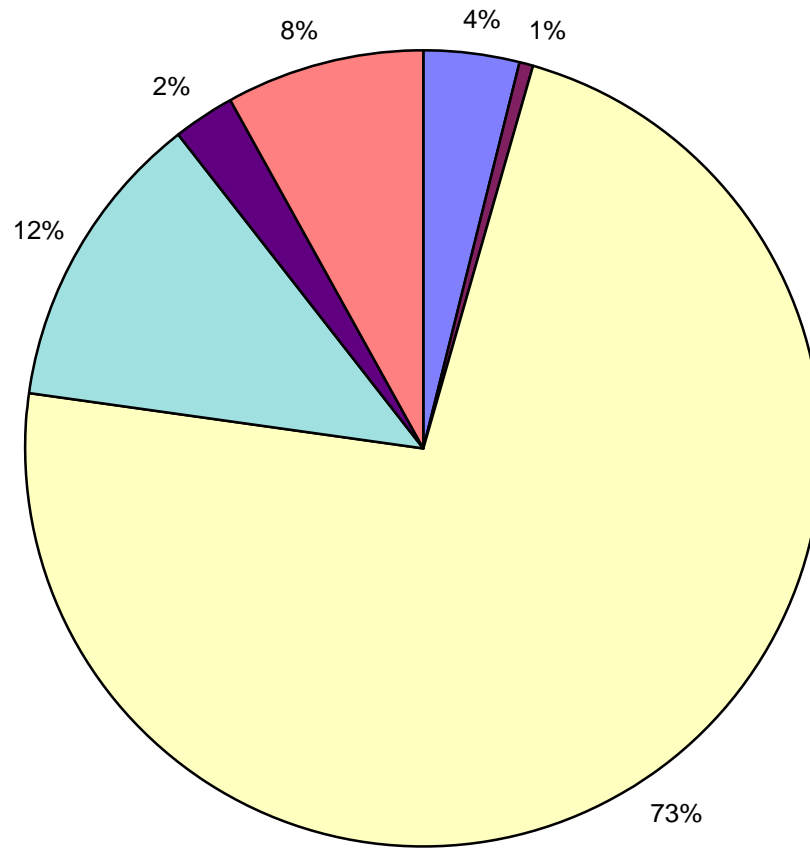
**Home Energy Assistance**



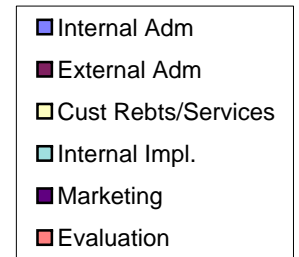
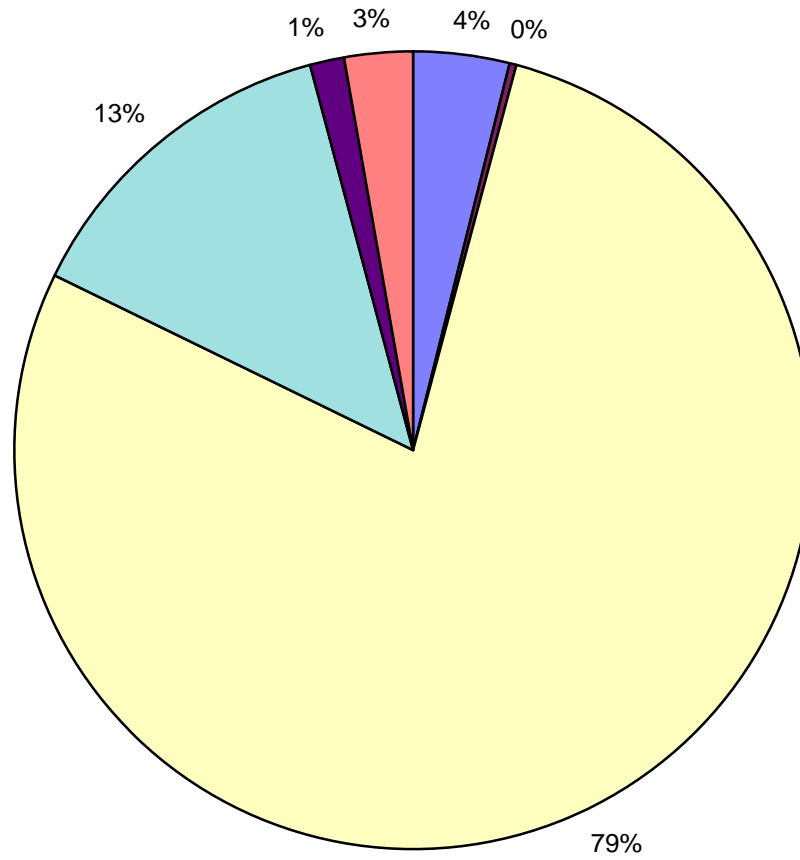
**Energy Star Lighting**



**Total Residential Programs**

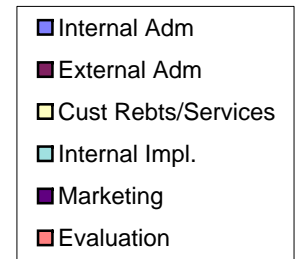
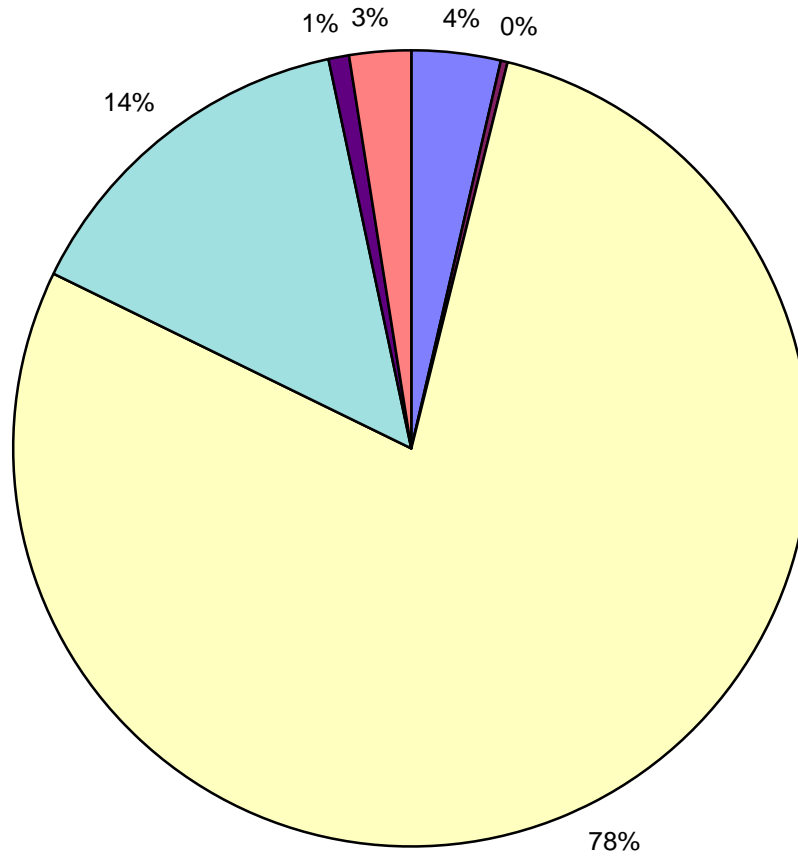


**New Construction**

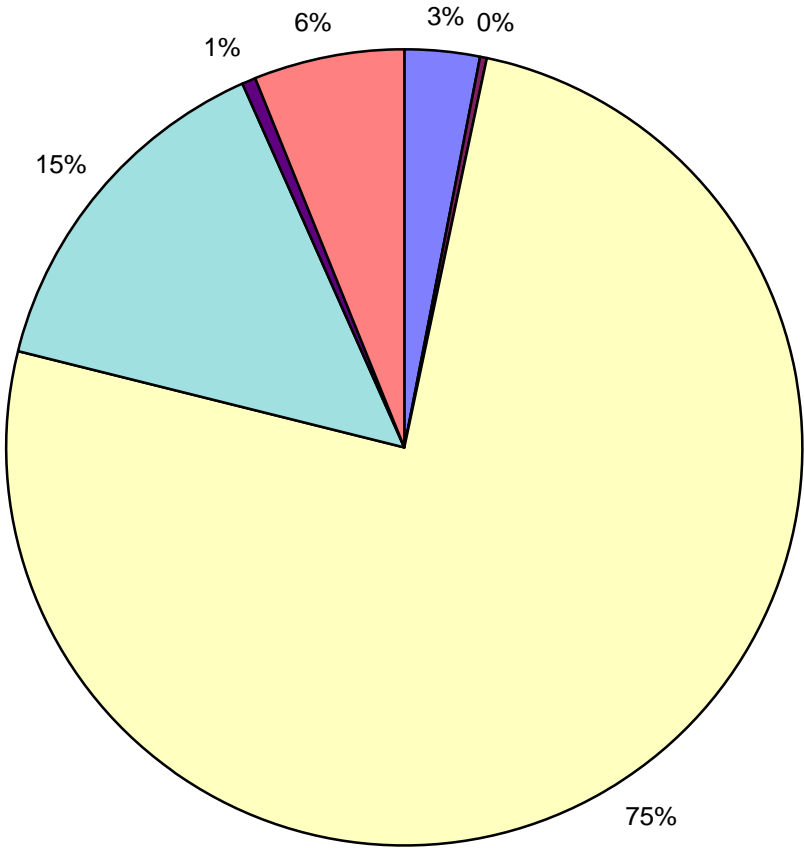




**Large Business Energy Solutions**

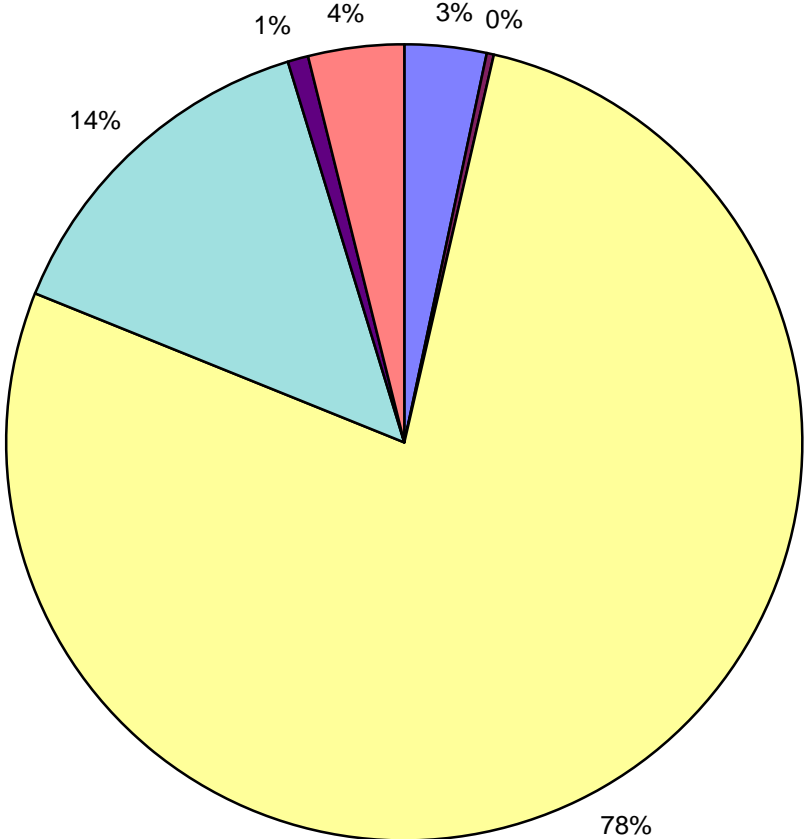


**Small Business Energy Solutions**



- Internal Adm
- External Adm
- Cust Rebts/Services
- Internal Impl.
- Marketing
- Evaluation

**Total Non-Residential Programs**



- Internal Adm
- External Adm
- Cust Rebts/Services
- Internal Impl.
- Marketing
- Evaluation

**Total Residential and Non-Residential Programs**

