

TAB 11

MERGED

Filing Requirement Schedules

Puc 1604.06 and Puc 1604.07

Regarding: Puc 1604.07(a)(11) Schedule 3 - Rate Base; Puc 1604.07(a)(12) Schedule 3A - Working Capital; and Puc 1604.07(a)(13) Schedule 3 Attachment - Pro Forma Adjustment Rate Base; these schedules are no longer included in PWW's rate filings because of prior approvals to no longer produce these schedules as follows:

(1) In PWW's last rate case, the Commission agreed that "return on rate base and depreciation components no longer pertain to PWW because, under PWW's current ratemaking methodology, a debt service component effectively replaced return on rate base and depreciation expense." See, Secretarial Letter dated May 31, 2019 in Docket No. DW 19-084 granting waiver of Puc 1604.07(a) (11)-(13).

(2) As to future PWW rate cases, the settlement agreement approved by the Commission in Order No. 26,383 (July 24, 2020) in Docket No. DW 19-084 stated: "[t]he Settling Parties agree and recommend that the Commission require PWW to file its subsequent rate cases in accordance with the procedures and methodologies described in this Agreement, unless otherwise modified by the Commission, and consistent with the computations set forth in the exhibits and attachments to this Agreement." See, Docket No. DW 19-084, Exhibit 9, Settlement Agreement at 52 (emphasis added). See also, Order No. 26,383, where the Commission approved this term: "[w]e expect that future rate case proceedings will follow the procedures and methodologies outlines in the Settlement Agreement and incorporate those terms into this order by reference." Order at 18.

Pennichuck Water Works, Inc.
Rate Impact on Average Single Family Residential Customer
Core - PWW

Customer Impact

| | <u>DW22-032 Rate Model</u> | |
|--|----------------------------|---------------------------|
| Overall Revenue Requirement/Increase (1) | \$ 55,233,521 | |
| Current Water Revenues with CBFRR, excluding QCPACs (2) | \$ 50,233,067 | |
| Overall Revenue % Increase | 9.95% | |
| | <u>Base Rates (3):</u> | <u>Proposed Rates (4)</u> |
| Monthly 5/8 inch Meter Customer Charge | \$ 26.90 | \$ 29.02 |
| Monthly Volumetric Charge based on Usage (5)(6) | \$ 33.56 | \$ 40.12 |
| Total Average Single Family Residential Monthly Bill | \$ 60.46 | \$ 69.14 |
| Current Monthly QCPAC Surcharge (7) | \$ 0.82 | |
| Total Average Single Family Residential Monthly Bill w/QCPAC Surcharge | \$ 61.28 | |

Customer Impact from New Rates:

| | | |
|---|---------|--|
| Increase to the Total Average Core-PWW Single Family Residential Base Monthly Bill of | \$ 8.68 | over tariffed rates granted in DW22-032 |
| Increase to the Total Average Core-PWW Single Family Residential Monthly Bill of | \$ 7.85 | over tariffed rates granted in DW22-032 with QCPAC granted in DW23-015 |

Notes:

- (1) Overall Revenue Requirement using DW22-032 Rate methodology.
- (2) The Current Water Revenues reflect the current tariffed rates granted in DW22-032, DW20-156 and DW20-153. The Current Water Revenues do not include the impact of the QCPAC surcharge but do include the NCCRS revenues for QCPACs placed in service during 2019, 2020 and 2021. The Current Water Revenues are as detailed on Schedule 1C.
- (3) Base rates based on tariffed charges granted in DW22-032 and adjusted annually thru Nov 2022 based to reflect changes to public fire protection rates
- (4) Per Exhibit F, the Core PWW single family 5/8" meter charge requested is \$ 29.02
Per Exhibit F, the Core PWW single family volumetric charge requested \$ 5.27
- (5) Volumetric Charge per CCF granted in DW22-032 (In effect at end of 2022) \$ 4.41
- (6) Average Core-PWW Single Family Residential Monthly Usage (CCF) based on 5 year average 7.61
- (7) Based on the QCPAC granted in DW23-015 for used and useful 2022 Capex. The impact of this QCPAC is 1.36%

Pennichuck Water Works, Inc.
Rate Impact on Average Single Family Residential Customer
Non Core - PWW

Customer Impact

| | DW22-032 Rate Model |
|---|----------------------------|
| Overall Revenue Requirement/Increase (1) | \$ 55,233,521 |
| Current Water Revenues with CBFRR, excluding QCPACs (2) | \$ 50,233,067 |
| Overall Revenue % Increase | 9.95% |

| | Base Rates (3): | Proposed Rates (4) |
|--|-----------------|--------------------|
| Monthly 5/8 inch Meter Customer Charge | \$ 26.90 | \$ 29.02 |
| Monthly Volumetric Charge based on Usage (5)(6) | \$ 41.54 | \$ 59.60 |
| Total Average Single Family Residential Monthly Bill | \$ 68.44 | \$ 88.61 |
| Current Monthly QCPAC Surcharge (7) | \$ 0.93 | |
| Total Average Single Family Residential Monthly Bill w/QCPAC Surcharge | \$ 69.37 | |

Customer Impact from New Rates:

| | | |
|--|----------|--|
| Increase to the Total Average Core-PWW Single Family Residential Base Monthly Bill | \$ 20.17 | over tariffed rates granted in DW22-032 |
| Increase to the Total Average Core-PWW Single Family Residential Monthly Bill | \$ 19.24 | over tariffed rates granted in DW22-032 with QCPAC granted in DW23-015 |

Notes:

- (1) Overall Revenue Requirement using DW22-032 Rate methodology.
- (2) The Current Water Revenues reflect the current tariffed rates granted in DW22-032, DW20-156 and DW20-153. The Current Water Revenues do not include the impact of the QCPAC surcharge but do include the NCCRS revenues for QCPACs placed in service during 2019, 2020 and 2021. The Current Water Revenues are as detailed on Schedule 1C.
- (3) Base rates based on tariffed charges granted in DW22-032 and adjusted annually thru Nov 2022 based to reflect changes to public fire protection rates
- (4) Per Exhibit F, the Non Core PWW single family 5/8"meter charge is \$ 29.02
Per Exhibit F, the Non Core PWW single family volumetric charge requested is \$ 6.33
- (5) Volumetric Charge per CCF granted in DW22-032 (In effect at end of 2022) \$ 4.41
- (6) Average Core-PWW Single Family Residential Monthly Usage (CCF) based on 5 year average 9.42
- (7) Based on the QCPAC granted in DW23-015 for used and useful 2022 Capex. The impact of this QCPAC is 1.36%

Pennichuck Water Works, Inc.
Rate Impact on Average Single Family Residential Customer
Non Core - PEU

Customer Impact

| | DW22-032 Rate Model |
|---|----------------------------|
| Overall Revenue Requirement/Increase (1) | \$ 55,233,521 |
| Current Water Revenues with CBFRR, excluding QCPACs (2) | \$ 50,233,067 |
| Overall Revenue % Increase | 9.95% |

| | Base Rates (3): | Proposed Rates (4) |
|--|-----------------|--------------------|
| Monthly 5/8 inch Meter Customer Charge | \$ 22.56 | \$ 29.02 |
| Monthly Volumetric Charge based on Usage (5)(6) | \$ 64.51 | \$ 42.96 |
| Total Average Single Family Residential Monthly Bill | \$ 87.07 | \$ 71.97 |
| Current Monthly QCPAC Surcharge (7) | \$ 5.49 | |
| Total Average Single Family Residential Monthly Bill w/QCPAC Surcharge | \$ 92.56 | |

Customer Impact from New Rates:

| | | | |
|---|----|----------------|--|
| Decrease to the Total Average Non Core-PEU Single Family Residential Base Monthly Bill of | \$ | (15.10) | compared to tariffed rates granted in DW20-156 |
| Decrease to the Total Average Non Core-PEU Single Family Residential Monthly Bill of | \$ | (20.59) | compared to tariffed rates granted in DW20-156 plus the 2021, 2022 and 2023 QCPACs |

Notes:

- (1) Overall Revenue Requirement using DW22-032 Rate methodology.
- (2) The Current Water Revenues reflect the current tariffed rates granted in DW22-032, DW20-156 and DW20-153. The Current Water Revenues do not include the impact of the QCPAC surcharge but do include the NCCRS revenues for QCPAC's placed in service during 2019, 2020 and 2021. The Current Water Revenues are as detailed on Schedule 1C.
- (3) Base rates based on tariffed charges granted in DW20-156
- (4) Per Exhibit F, the Non Core PEU single family 5/8"meter charge requested is \$ 29.02
Per Exhibit F, the Non Core PEU single family volumetric charge requested is \$ 6.33
- (5) Volumetric Charge per CCF approved in DW20-156. \$ 9.50
- (6) Average Non Core-PEU Single Family Residential Monthly Usage (CCF) based on 5 year average 6.79
- (7) Based on the QCPAC's granted in DW21-022, 22-005 and being sought in DW23-013 for used and useful 2020, 2021 and 2022 Capex.
The impact of these QCPACs is a 6.31% surcharge over the permanent rates granted in DW20-156

Pennichuck Water Works, Inc.
Rate Impact on Average Single Family Residential Customer
Non Core - PAC

Customer Impact

| | DW22-032 Rate Model | |
|---|----------------------------|--------------------|
| Overall Revenue Requirement/Increase (1) | \$ 55,233,521 | |
| Current Water Revenues with CBFRR, excluding QCPACs (2) | \$ 50,233,067 | |
| Overall Revenue % Increase | 9.95% | |
| | Base Rates (3): | Proposed Rates (4) |
| Monthly 5/8 inch Meter Customer Charge | \$ 25.82 | \$ 29.02 |
| Monthly Volumetric Charge based on Usage (5)(6) | \$ 36.75 | \$ 34.04 |
| Total Average Single Family Residential Monthly Bill | \$ 62.57 | \$ 63.05 |

Customer Impact from New Rates:

Increase to the Total Average Core-PWW Single Family Residential Base Monthly Bill of \$ **0.48** over tariffed rates granted in DW20-153

Notes:

- (1) Overall Revenue Requirement using DW22-032 Rate methodology.
- (2) The Current Water Revenues reflect the current tariffed rates granted in DW22-032, DW20-156 and DW20-153. The Current Water Revenues do not include the impact of the QCPAC surcharge but do include the NCCRS revenues for QCPAC's placed in service during 2019, 2020 and 2021. The Current Water Revenues are as detailed on Schedule 1C.
- (3) Base rates based on tariffed charges granted in DW20-153.
- (4) Per Exhibit F, the Non Core PAC single family 5/8"meter charge requested is \$ 29.02
Per Exhibit F, the Non Core PAC single family volumetric charge requested is \$ 6.33
- (5) Volumetric Charge per CCF granted in DW20-153 \$ 6.83
- (6) Average Non Core-PAC Single Family Residential Monthly Usage (CCF) based on 5 year average 5.38

Pennichuck Water Works, Inc.
Rate Impact on Average Single Family Residential Customer
Core - Litchfield

Customer Impact

| | DW22-032 Rate Model |
|---|----------------------------|
| Overall Revenue Requirement/Increase (1) | \$ 55,233,521 |
| Current Water Revenues with CBFRR, excluding QCPACs (2) | \$ 50,233,067 |
| Overall Revenue % Increase | 9.95% |

| | Base Rates (3): | Proposed Rates (4) |
|--|-----------------|--------------------|
| Monthly 5/8 inch Meter Customer Charge | \$ 22.56 | \$ 29.02 |
| Monthly Volumetric Charge based on Usage (5)(6) | \$ 61.56 | \$ 34.16 |
| Total Average Single Family Residential Monthly Bill | \$ 84.12 | \$ 63.18 |
| Current Monthly QCPAC Surcharge (7) | \$ 5.31 | |
| Total Average Single Family Residential Monthly Bill w/QCPAC Surcharge | \$ 89.43 | |

Customer Impact from New Rates:

| | | | |
|--|----|----------------|--|
| Decrease to the Total Average Core-Litchfield Single Family Residential Base Monthly Bill of | \$ | (20.94) | compared to tariffed rates granted in DW20-156 |
| Decrease to the Total Average Non Core-PEU Single Family Residential Monthly Bill of | \$ | (26.25) | compared to tariffed rates granted in DW20-156 plus the 2021, 2022 and 2023 QCPACs |

Notes:

- (1) Overall Revenue Requirement using DW22-032 Rate methodology.
- (2) The Current Water Revenues reflect the current tariffed rates granted in DW22-032, DW20-156 and DW20-153. The Current Water Revenues do not include the impact of the QCPAC surcharge but do include the NCCRS revenues for QCPAC's placed in service during 2019, 2020 and 2021. The Current Water Revenues are as detailed on Schedule 1C.
- (3) Base rates based on tariffed charges granted in DW20-156
- (4) Per Exhibit F, Core Litchfield single family 5/8"meter charge requested is \$ 29.02
Per Exhibit F, the Core Litchfield single family volumetric charge requested is \$ 5.27
- (5) Volumetric Charge per CCF approved in DW20-156. \$ 9.50
- (6) Average Core-Litchfield Single Family Residential Monthly Usage (CCF) based on 5 year average 6.48
- (7) Based on the QCPAC's granted in DW21-022, 22-005 and being sought in DW23-013 for used and usefu \$ 9.50
The impact of these QCPACs is a 6.31% surcharge over the permanent rates granted in DW20-156

Pennichuck Water Works, Inc.
Schedule A - Modified per DW19-084
Computation of Revenue Deficiency
For The Twelve Months Ended December 31, 2022

Schedule A

| | 12 Months Ending 12/31/22 | PRO FORMA Adjustments to 2022 Test Year | PRO FORMA 12 Months Ending 12/31/22 | Perm Rate PRO FORMA Adjustments based on FIVE YEAR AVE | Perm Rate Based on Five Year Ave |
|---|------------------------------|---|---|---|-------------------------------------|
| City Bond Expense | \$ 8,802,880 (1) | \$ - | \$ 8,802,880 | \$ - | \$ 8,802,880 |
| Operating Expenses (OE) | \$ 34,426,171 (2) | \$ (803,767) (7) | \$ 33,622,404 | \$ (355,760) (14) | \$ 33,266,644 |
| Less Non Material Operating Expenses | \$ 591,298 (3) | \$ (22,621) | \$ 568,676 | \$ - | \$ 568,676 |
| Less Amortization Expense | <u>\$ 228,419</u> | \$ (32,372) (9) | <u>\$ 196,047</u> | \$ - | <u>\$ 196,047</u> |
| OE's subject to Material Operating Expense Factor (MOEF) | \$ 33,606,454 | \$ (748,774) | \$ 32,857,680 | | \$ 32,501,921 |
| MOEF | <u>1.095 (4)</u> | | <u>1.0945 (8)</u> | | <u>1.0820 (20)</u> |
| Material Operating Expense Revenue Requirement (MOERR) | \$ 36,799,067 | | \$ 35,962,731 | | \$ 35,167,078 |
| Non Material Operating Expenses | \$ 591,298 | | \$ 568,676 | | \$ 568,676 |
| Amortization Operating Expenses | <u>\$ 228,419</u> | \$ (32,372) | <u>\$ 196,047</u> | | <u>\$ 196,047</u> |
| Total Operating Expenses | \$ 37,618,784 | | \$ 36,727,455 | | \$ 35,931,801 |
| Debt Service Expense | \$ 9,443,296 (5) | \$ 723,814 (10) | \$ 10,167,110 | \$ - | \$ 10,167,110 |
| Principal and Interest Coverage Requirement | 1.10 (6) | | 1.10 | | 1.10 |
| Total Debt Service Expense including the .01 DSRR | <u>\$ 10,387,626</u> | | <u>\$ 11,183,821</u> | | <u>\$ 11,183,821</u> |
| Required Total Revenue Requirement | \$ 56,809,289 | | \$ 56,714,155 | | \$ 55,918,502 |
| Credit/Debit for refill of RSF accounts to imprest levels | \$ - | | \$ - | \$ - (15) | \$ - |
| Less other Operating Revenues | <u>\$ 559,687</u> | \$ 125,294 (11) | <u>\$ 684,981</u> | | <u>\$ 684,981</u> |
| Revenues Required from Customer Classes | \$ 56,249,602 | | \$ 56,029,174 | | \$ 55,233,521 |
| Less Fixed Contract Revenues not subject to Rate Increase | <u>\$ 600,272</u> | \$ 501,452 (12) | <u>\$ 1,101,724</u> | | <u>\$ 1,101,724</u> |
| Revenues required from Customer Classes exclusive of Fixed contract revenues | \$ 55,649,330 | | \$ 54,927,451 | | \$ 54,131,798 |
| Water Sales, less QCPAC plus NCCRS Revenues | \$ 49,315,166 | \$ 2,789,065 | \$ 52,104,231 | \$ (1,871,164) (16) | \$ 50,233,067 |
| Less Fixed Contract Revenues not subject to Rate Increase | \$ 600,272 | \$ 501,452 (17) | \$ 1,101,724 | | \$ 1,101,724 |
| Current Revenues from Customer Classes exclusive of Fixed contract and QCPAC revenues | \$ 48,714,894 | | \$ 51,002,507 | | \$ 49,131,344 |
| Revenue Increase from Customer Classes | <u>\$ 6,934,436</u> | | <u>\$ 3,924,943</u> | | <u>\$ 5,000,454</u> |
| Proposed Effective Percent Customer Class Revenue Increase (18) | 14.23% | | 7.70% | | 10.18% |
| Overall Increase Percentage (19) | 14.06% | | 7.53% | | 9.95% |
| Total QCPAC Revenues | \$ 3,335,393 | \$ (438,618) (13) | \$ 2,896,775 | \$ - | \$ 2,896,775 |
| Current Water Revenues from all Customer Classes Inclusive of QCPAC | <u>\$ 52,050,287</u> | | <u>\$ 53,899,283</u> | | <u>\$ 52,028,119</u> |
| Proposed Effective Percent Customer Class Revenue Increase after removing QCPAC revenues that are already or projected to be collected (21) | 6.91% | | 1.91% | | 4.04% |

Notes:

- (1) The 12/31/2022 City Bond expense is the annual payment due on the City Bond per Sch 1 Attach A, Pg 2
- (2) The 12/31/2022 Operating expenses reflect the operating expenses incurred in 2022 inclusive of amortization expense and non material operating expenses.
- (3) The 12/31/2022 non material operating expenses. See Tab titled "2022 Non MOE" for calculation of these expenses.
- (4) The Material Operating Expense Factor (MOEF) approved in DW19-084
- (5) The 12/31/2022 Debt Service (principal and interest) paid on debt instruments that were in place before the end of 2022 per 1604.08 Schedule 5.
- (6) The Debt Service Factor approved in DW19-084.
- (7) Pro Forma adjustments to 2022 Material operating expenses reflecting projected changes to those expenses within 12 months of 12/31/2022 per 1604.06 Sch 1.
- (8) MOEF approved in DW22-032
- (9) Pro Forma adjustments to 2022 amortization expenses reflecting projected changes to those expenses within 12 months of 12/31/2022 per 1604.06 Sch 1.
- (10) Pro Forma adjustment based on adding in the 2023 Principal and Interest payments on 2023 Series Bonds to reflect full year 2023 P&I per 1604.08 Sch 5
- (11) Pro Forma adjustments to 2022 Other Operating Revenues Per 1604.06 Schedule 1 Attach A Pg 1
- (12) Pro Forma adjustments to 2022 PWV Special Contract Revenues Per 1604.06 Schedule 1C PWV reflecting changes to A-B, Hudson, Milford and MVD contracts that occurred in either 2022 or 2023.
- (13) Pro Forma to Test Year QCPAC revenues per 1604.06 Sch 1C and 1604.06 Sch 1, Attach A, Pg 1. This proforma accounts for a full year of QCPAC Revenues from DW23-015
- (14) Reflecting pro forma test year operating expenses associated with 5 year average per 1604.06 Schedule 1
- (15) Reflecting pro forma 3 year credit/debit to Revenue requirement based projected 2023 Year ending RSF balances per Sch 1 Attach A Pg 3
- (16) Pro Forma increase to Customer Class Revenues are based on those derived from G-M volumetric and Fixed meter charges and Special Contract Volumetric and Fixed meter charges per 1604.06 Sch 1C
- (17) Change in fixed fee based on filed or pending filed special contracts for Anheuser-Busch, Town of Hudson, Town of Milford and PEU
- (18) Rate increase is the percentage increase to all customer classes exclusive of Special Contract Fixed Fees.

Pennichuck Water Works, Inc.
Overall Rate of Return
For the Twelve Months Ended December 31, 2022

Rate of Return - Sch 1A

| <u>Capital Component</u> | <u>Amount</u> | <u>Ratio</u> | <u>Rate</u> | <u>Average Cost Rate</u> |
|-------------------------------|-----------------------|----------------|-------------|----------------------------------|
| Long-term Debt | \$ 154,921,456 | 98.81% | 3.55% (2) | 3.50% |
| Short-term Debt | \$ - | 0.00% | 0.00% | 0.00% |
| Preferred Stock | \$ - | 0.00% | 0.00% | 0.00% |
| Common Equity | \$ 1,867,780 | 1.19% | 6.12% (1) | 0.07% |
| Overall Rate of Return | <u>\$ 156,789,236</u> | <u>100.00%</u> | | <u>3.58%</u> |

Notes:

(1) The return on equity based on Order 25,292 in DW 11-026 is as follows:

| | |
|-------------------------------------|--------------|
| Average 2021 30 year Treasury bonds | 3.12% |
| Plus 3.0% | <u>3.00%</u> |
| Total | <u>6.12%</u> |

(2) Per Order 25,230 in DW 10-091, the interest rate as reflected on Schedules 5 is calculated on debt net of debt issuance costs

Pennichuck Water Works, Inc.
Consolidated Operating Income Statement
For The Twelve Months Ended December 31, 2022

Schedule 1

| Account Number | PRO FORMA Adjustments to Test | | PRO FORMA 12 Months 12/31/22 | Perm Rate PRO FORMA | | Perm Rate Based on Five Year Ave | Twelve Months 12/31/21 | Twelve Months 12/31/20 | Twelve Months 12/31/19 |
|--|-------------------------------|---|------------------------------|------------------------------------|---------------|----------------------------------|------------------------|------------------------|------------------------|
| | Twelve Months 12/31/22 | Year (Fixed Contract, recoupment, DW22-032) | | Adjustments based on Five Year Ave | Five Year Ave | | | | |
| Water Sales, less QCPAC plus NCCRS Revenues | \$ 49,315,166 | \$ 2,789,065 (1) | \$ 52,104,231 | \$ (1,871,164) | (14),(15) | \$ 50,233,067 | \$ 45,704,641 | \$ 45,408,279 | 31,970,799 |
| NCCRS Revenues (included in row above_ | \$ - | \$ - | \$ - | | | \$ - | \$ 181,321 | \$ 182,112 | 181,603 |
| QCPAC Revenues | \$ 3,335,393 | \$ (438,618) (2) | \$ 2,896,775 | \$ - | | \$ 2,896,775 | \$ 2,468,314 | \$ 1,515,155 | 1,156,162 |
| Total Water Sales | \$ 52,650,559 | | \$ 55,001,006 | \$ (1,871,164) | | \$ 53,129,842 | \$ 48,354,276 | \$ 46,923,433 | \$ 33,126,962 |
| Water Sales for Resale 466 | 19,359 | | 19,359 | | | \$ 19,359 | \$ 11,194 | 10,809 | 3,321 |
| Other Operating Revenue 471 to 474 | 540,328 | 125,294 (3) | 665,622 | | | \$ 665,622 | \$ 468,433 | 366,962 | 416,551 |
| Total Revenues | 53,210,246 | | 55,685,987 | (1,871,164) | | 53,814,823 | 48,833,903 | 47,301,205 | 33,546,833 |
| Operating Expenses | | | | | | | | | |
| Production Expenses 601 to 652 & 926.7 | 10,165,451 | 229,223 (4) | 10,394,674 | (355,760) | (16) | 10,038,914 | 8,385,192 | 8,117,412 | 7,452,777 |
| Transmission & Distribution Expenses 660 to 678 & 921, 926,950 | 4,651,397 | 112,282 (5) | 4,763,679 | - | | 4,763,679 | 4,276,334 | 3,969,438 | 4,264,971 |
| Engineering Expense 660 to 662 | 1,091,043 | (106,176) (6) | 984,867 | - | | 984,867 | 964,232 | 679,636 | 1,351,622 |
| Customer Acct & Collection Exp 902 to 904 | 2,045,848 | 45,883 (7) | 2,091,730 | - | | 2,091,730 | 1,908,627 | 1,882,492 | 1,803,698 |
| Admin & General Material Operating Expense 920 to 950 | 6,848,319 | 357,947 (8) | 7,206,266 | - | | 7,206,266 | 7,405,552 | 6,987,015 | 5,966,565 |
| Admin & General Non Material Operating Expense (17) 920 to 950 | 591,298 | (22,621) (17) | 568,676 | - | | 568,676 | | | |
| Information Services Expense 920 to 950 | 1,343,754 | 32,118 (9) | 1,375,872 | - | | 1,375,872 | 1,196,632 | 1,086,015 | 1,132,112 |
| Inter Div Management Fee, Including PCP allocation 930 | (456,635) | (13,736) (10) | (470,371) | - | | (470,371) | (540,997) | (637,643) | (605,672) |
| Amortization Expense 407 | 228,419 | (32,372) (11) | 196,047 | - | | 196,047 | 214,257 | 187,679 | 268,992 |
| Property Taxes 408.1 | 5,413,104 | 177,276 (12) | 5,590,380 | - | | 5,590,380 | 5,892,960 | 5,540,670 | 5,409,860 |
| Payroll Taxes 408.1 | 814,768 | - | 814,768 | - | | 814,768 | 782,871 | 728,091 | 726,856 |
| Income Tax 409 to 410 | 1,689,406 | (1,583,591) (13) | 105,815 | - | | 105,815 | 98,307 | 88,832 | 84,303 |
| Total Operating Expenses | 34,426,171 | (803,767) | 33,622,404 | (355,760) | | 33,266,644 | 30,583,966 | 28,629,637 | 27,856,084 |

Notes:

- (1) Adjust 2022 Revenues for per Schedule 1, Attachment A, Page 1
- (2) Adjust QCPAC revenues per Schedule 1, Attachment A, Page 1
- (3) Adjust other operating revenue to include impact on 2022 jobbing revenues and change to Misc Fees per Schedule 1, Attachment A, Page 1
- (4) Adjust for pro forma Production expenses per 1604.06 Schedule 1, Attachment B
- (5) Adjust for pro forma T&D expenses per 1604.06 Schedule 1, Attachment C
- (6) Adjust for pro forma engineering personnel and salary expenses per 1604.06 Schedule 1, Attachment D
- (7) Adjust for pro forma for Customer Account and Collection expenses per 1604.06 Schedule 1, Attachment F
- (8) Adjust for pro forma Administration and General expenses per 1604.06 Schedule 1 Attachment G, Page 1
- (9) Adjust for pro forma Information Services personnel and salary expenses per 1604.06 Schedule 1, Attachment E
- (10) Adjust Management Fee allocation to subsidiaries per 1604.06 Schedule 1, Attachment H
- (11) Adjust for pro forma Amortization expenses per 1604.06 Schedule 1, Attachment J. This pro forma is assumes no deferred debit to refill the RSF accounts to their imprest levels at the end of 2023.
- (12) Adjust for pro forma Property Tax expenses per 1604.06 Schedule 1, Attachment I
- (13) Adjust for pro forma Income Tax expense per 1604.06 Schedule 1, Attachment K
- (14) Adjust revenues to 5 Year Ave volumetric sales per 1604.06 Schedule 1C
- (15) Adjust for change in rates and sales volumes to PEU, AB, Hudson, Milford & MVD due to approval of new wholesale water contracts approved in 2023 per 1604.06 Sch 1C

Pennichuck Water Works, Inc.
Operating & Maintenance Expenses
Reconciliation Filing to Annual Report
For The Twelve Months Ended December 31, 2022

Schedule 1
Exhibit 1

| | Account Number | Per Filing | 921 to 934 | Account 926.7 | Account 921 | Account 926.0 | Account 950 | Engineering | Inter Div Mgt Fee | Per 2022 Annual Report |
|---|------------------------------|----------------------|-------------|---------------|-------------|------------------|-------------|-------------|----------------------|---------------------------|
| Production Expenses | 601 to 652 & 926.7 | \$ 10,165,451 | | (326,116) | | | | | | \$ 6,711,405 |
| Transmission & Distribution Expenses | 660 to 678 & 921, 926,950 | 4,651,397 | 393,075 | 17,617 | (119,019) | (447,214) | (158,031) | 1,091,043 | | 4,378,084 |
| Engineering Expense | 660 to 662 | 1,091,043 | | | | | | (1,091,043) | | - |
| Customer Acct & Collection Exp | 902 to 904 | 2,045,848 | | | (1,408,480) | | | | | 431,671 |
| Administrative & General Expense, MOE | 920 to 950 | 6,848,319 | 1,541,977 | 308,499 | 1,527,498 | 447,214 | 158,031 | | (456,635) | 6,940,757 |
| Administrative & General Expense, Non MOE | 921 to 934 | 591,298 | (591,298) | | | | | | | - |
| Information Services Expense | 921 to 934 | 1,343,754 | (1,343,754) | | | | | | | - |
| Inter Div Management Fee | 930 | (456,635) | | | | | | | 456,635 | - |
| Total Operating Expense | | \$ 26,280,474 | \$ - | \$ - | \$ - | \$ - | \$ - | \$ - | \$ - | \$ 18,461,917 |

Note:

The test year operating and maintenance expenses in the rate filing are presented based on the function area responsible for the associated expenses.
The annual report is presented based on type of expense per the NHPUC Chart of Accounts. The above schedule reconciles the different presentations.

Account Description

- 926.0 & 926.7 - Union Labor Boot & Clothing Allowance, Holiday & Vacation Pay
- 921 - Office Expenses at the Will Street Facility
- 950 - Garage and Meter Shop Maintenance Expense at the Will Street Facility

I. Consolidated Water Sales

A. Water Sales

I. PWW DW22-032 Water Sales Adjustment

Based on 10.20% being applied to 5 Year average revenues
See Sch 1C

\$ 3,578,905

Therefore: \$ 3,578,905

II. PEU Water Sales Adjustment

In 2022 PEU collected recoupment earned in DW20-156. This recoupment revenue is a one time revenue and needs to be removed from the 2022 annual revenues to establish the annual revenues generated in 2022 associated with the DW20-156 permanent rates

Therefore: \$ (936,385)

III. Adjust PWW test year rates to reflect full year impact of new special contract fixed fees for AB, Milford, Hudson, and MVD

\$ 612,152

Therefore: \$ 612,152

IV. Adjust PWW test year rates to reflect full year impact of the loss of contract revenues from PWW-PEU Contract

\$ (465,606)

Therefore: \$ (465,606)

Total Water Sales Consolidated Adjustment - \$ 2,789,065

B. QCPAC Revenues

I. PWW - Eliminate QCPAC Recoupment Revenues from 2022 associated with DW 21-23 and DW22-006

\$ (883,860)

Add Full Years Expected Revenues for DW 23-015

\$ 511,785

Based on DW 23-015 filing, actual results of April 26,

Change in QCPQC Revenues

\$ (372,075)

Therefore: \$ (372,075)

II. PEU - Eliminate QCPAC Recoupment Revenues from 2022 associated with DW21-22.

\$ (203,094)

Add Full Years Expected Revenues for DW 23-013

\$ 136,551

Based on DW 23-015 filing, actual results of April 26,

Change in QCPQC Revenues

\$ (66,543)

Therefore: \$ (66,543)

Therefore: **Total QCPAC Consolidated Pro Forma -** \$ (438,618)

C. Volumetric Revenue Adjustments to 5 year Average

I. Adjust PWW test year rates to impact of 5 year average on volumetric sales

for all volumetric customers, GM, AB, Milford, Hudson, and MVD volumetric sales

\$ (1,474,969)

Therefore: \$ (1,474,969)

II. Adjust PEU test year rates to impact of 5 year average on volumetric sales

for all volumetric customers

\$ (392,685)

Therefore: \$ (392,685)

III. Adjust PAC test year rates to impact of 5 year average on volumetric sales

for all volumetric customers

\$ (3,511)

Therefore: \$ (3,511)

Total Five Year Average Consolidated Revenue Pro Forma - \$ (1,871,164)

D. Other Operating Revenues

I. Per Schedule 1B, the following pro forma adjustment reflects the inclusion of jobbing revenues net of expenses adjusted 2023 Union increase of 3.3% inclusive of the 25% make up in revenues due to wage increases as follows

2022

Jobbing Labor Expense

85,673

Labor Direct Overhead @

63.74% 54,608

Total Labor and Direct Overhead

\$ 140,281

Impact of 25% Mark up to Revenues

\$ 35,070

Proforma increase to Jobbing Labor Exp.

\$ 1,157

Therefore: \$ 1,157

I. Increase in PWW Misc Fees Revenue

Pennichuck Water Works, Inc.
 Pumpage and Sales Normalization to Five Year Average
 For the Twelve Months Ended December 31, 2022

Schedule 1C

| | 2022 Test Year Billed Revenues, inclusive of QCPAC | 2022 Test Year Billed QCPAC Revenues ⁷ | 2022 Test Year Billed Revenues Total Sales, exclusive of QCPAC | Remove PEU revenues to PWW | 2022 Test Year Billed Revenues Total Sales, exclusive of QCPAC after removal of PEU Revenues ⁸ | 2022 Revenue Proforma's based on 5 Year Average ¹ | Proforma to Special Contract Fixed and metered charges Fees | Rate Case 2022 TY Revenues based on Five Yr Ave (exclusive of QCPAC), pre DW22-032 increase | Proforma increase to 5 year average based on DW22-032 rate increase ² | Projected 2022 Proforma 5 year average Revenues with DW22-032 increase ³ | 2022 TY QCPAC Revenue Proforma based on 5 year average sales ⁶ |
|--|--|---|--|----------------------------|---|--|---|---|--|---|---|
| \$ 10,869,443 | | | | | | | | | | | |
| PWW Core Volumetric Charges | \$ 17,801,765 | \$ 1,300,963 | \$ 16,500,802 | | \$ 16,500,802 | \$ (384,790) | \$ - | \$ 16,116,012 | \$ 1,693,793 | \$ 17,809,805 | \$ 242,213 |
| PWW Core 5/8" Meter Charges | \$ 7,444,036 | \$ 544,014 | \$ 6,900,022 | | \$ 6,900,022 | \$ - | \$ - | \$ 6,900,022 | \$ 725,192 | \$ 7,625,214 | \$ 103,703 |
| PWW Core Meter Charge (exclusive of 5/8" meter charges) | \$ 2,228,072 | \$ 162,829 | \$ 2,065,243 | | \$ 2,065,243 | \$ - | \$ - | \$ 2,065,243 | \$ 217,057 | \$ 2,282,301 | \$ 31,039 |
| PWW Core Public Fire Protection Charges | \$ 4,001,932 | \$ 292,463 | \$ 3,709,469 | | \$ 3,709,469 | \$ - | \$ - | \$ 3,709,469 | \$ 389,865 | \$ 4,099,334 | \$ 55,751 |
| PWW Core Private Fire Protection | \$ 2,224,985 | \$ 162,603 | \$ 2,062,382 | | \$ 2,062,382 | \$ - | \$ - | \$ 2,062,382 | \$ 216,756 | \$ 2,279,138 | \$ 30,996 |
| Total CWS Volumetric Charges | \$ 1,544,048 | \$ 112,840 | \$ 1,431,208 | | \$ 1,431,208 | \$ (47,716) | \$ - | \$ 1,383,492 | \$ 145,405 | \$ 1,528,897 | \$ 20,793 |
| Total CWS 5/8" Meter Charges | \$ 878,021 | \$ 64,166 | \$ 813,855 | | \$ 813,855 | \$ - | \$ - | \$ 813,855 | \$ 85,556 | \$ 899,391 | \$ 12,232 |
| Total CWS Meter Charge (exclusive of 5/8" meter charges) | \$ 61,052 | \$ 4,462 | \$ 56,590 | | \$ 56,590 | \$ - | \$ - | \$ 56,590 | \$ 5,948 | \$ 62,538 | \$ 851 |
| Total CWS Public Fire Protection | \$ 330,362 | \$ 24,143 | \$ 306,219 | | \$ 306,219 | \$ - | \$ - | \$ 306,219 | \$ 32,184 | \$ 338,403 | \$ 4,602 |
| Total CWS Private Fire Protection | \$ 28,008 | \$ 2,047 | \$ 25,961 | | \$ 25,961 | \$ - | \$ - | \$ 25,961 | \$ 2,729 | \$ 28,690 | \$ 390 |
| Hudson Volumetric Charges | \$ 1,219,657 | \$ 89,133 | \$ 1,130,524 | | \$ 1,130,524 | \$ (643,322) | \$ - | \$ 487,201 | \$ 51,205 | \$ 538,406 | \$ 7,322 |
| Hudson Contract (Fixed Fee) | \$ 32,800 | \$ - | \$ 32,800 | | \$ 32,800 | \$ - | \$ 424,641 | \$ 457,441 | \$ - | \$ 457,441 | \$ - |
| Hudson Meter Charge | \$ - | \$ - | \$ - | | \$ - | \$ - | \$ 930 | \$ 930 | \$ - | \$ 930 | \$ 14 |
| Anheuser-Busch Volumetric Charges | \$ 461,062 | \$ 33,695 | \$ 427,367 | | \$ 427,367 | \$ 16,009 | \$ - | \$ 443,376 | \$ 46,599 | \$ 489,975 | \$ 6,664 |
| Anheuser-Busch Contract (Fixed Fee) | \$ 365,260 | \$ - | \$ 365,260 | | \$ 365,260 | \$ - | \$ (8,638) | \$ 356,622 | \$ - | \$ 356,622 | \$ - |
| Anheuser-Busch Meter Charge | \$ 28,428 | \$ 2,078 | \$ 26,350 | | \$ 26,350 | \$ - | \$ - | \$ 26,350 | \$ 2,769 | \$ 29,120 | \$ 396 |
| Pennichuck East Utility Volumetric Charges | \$ 370,998 | \$ 27,113 | \$ 343,885 | \$ (343,885) | \$ - | \$ - | \$ - | \$ - | \$ - | \$ - | \$ - |
| Pennichuck East Utility Contract (Fixed Fee) | \$ 121,212 | \$ - | \$ 121,212 | \$ (121,212) | \$ - | \$ - | \$ - | \$ - | \$ - | \$ - | \$ - |
| Pennichuck East Utility Meter Charge | \$ 549 | \$ 40 | \$ 509 | \$ (509) | \$ - | \$ - | \$ - | \$ - | \$ - | \$ - | \$ - |
| Milford Volumetric Charges | \$ 390,107 | \$ 28,509 | \$ 361,598 | | \$ 361,598 | \$ (223,640) | \$ - | \$ 137,958 | \$ 14,499 | \$ 152,457 | \$ 2,073 |
| Milford Contract (Fixed Fee) | \$ 81,000 | \$ - | \$ 81,000 | | \$ 81,000 | \$ - | \$ 24,943 | \$ 105,943 | \$ - | \$ 105,943 | \$ - |
| Milford Meter Charge | \$ - | \$ - | \$ - | | \$ - | \$ - | \$ 794 | \$ 794 | \$ 83 | \$ 877 | \$ 12 |
| Tyngborough Water District (TWD) Volumetric Charges | \$ 428,279 | \$ 31,299 | \$ 396,980 | | \$ 396,980 | \$ (60,121) | \$ - | \$ 336,859 | \$ 35,404 | \$ 372,263 | \$ 5,063 |
| TWD Meter Charge | \$ 600 | \$ 44 | \$ 556 | | \$ 556 | \$ - | \$ - | \$ 556 | \$ 58 | \$ 615 | \$ 8 |
| MVD Volumetric Charges | \$ 265,501 | \$ 19,403 | \$ 246,098 | | \$ 246,098 | \$ (131,389) | \$ - | \$ 114,709 | \$ 12,056 | \$ 126,765 | \$ 1,724 |
| MVD Meter Charge | \$ 14,214 | \$ 1,039 | \$ 13,175 | | \$ 13,175 | \$ - | \$ (12,235) | \$ 940 | \$ 99 | \$ 1,039 | \$ 14 |
| MVD Contract (fixed Fee) | \$ - | \$ - | \$ - | | \$ - | \$ - | \$ 181,718 | \$ 181,718 | \$ - | \$ 181,718 | \$ - |
| Unbilled Water sales, Billed and Unbilled Recoupment and Abatement | \$ (1,010,383) | \$ (73,839) | \$ (936,544) | | \$ (936,544) | \$ - | \$ - | \$ (936,544) | \$ (98,431) | \$ (1,034,974) | \$ (14,076) |
| Total PWW Billed Revenue | \$ 39,311,565 | \$ 2,829,042 | \$ 36,482,523 | \$ (465,606) | \$ 36,016,916 | \$ (1,474,969) | \$ 612,152 | \$ 35,154,100 | \$ 3,578,905 | \$ 38,733,005 | \$ 511,785 |
| PWW Revenues subject to QCPAC | \$ 38,711,293 | \$ - | \$ 38,711,293 | \$ (344,394) | \$ 38,366,899 | \$ (1,474,969) | \$ (10,511) | \$ 34,052,376 | \$ 3,578,905 | \$ 37,631,281 | \$ 511,785 |
| PWW Special Contract Fixed Fees not subject to Rate Increase | \$ 600,272 | \$ - | \$ 600,272 | \$ (121,212) | \$ 479,060 | \$ - | \$ 622,664 | \$ 1,101,724 | \$ - | \$ 1,101,724 | \$ - |

| PWW Volumetric Sales and Pumpage in CCF's | | | | | | | | | | |
|--|-----------|-----------|-----------|-----------|-----------|---|--|---|--|--|
| | 2018 | 2019 | 2020 | 2021 | 2022 | 2022 Volumetric Sales & Pumpage Proforma's (CCF) ⁷ | Proforma Five Year Average 2022 Volumetric Sales & Pumpage | Actual Five Year Average Volumetric Sales & Pumpage | Proforma 2022 Volumetric Sales & Pumpage as a Percentage of 2022 | |
| Annual G-M Sales - PWW CWS (CCF) | 329,509 | 323,158 | 382,268 | 333,535 | 357,066 | (11,959) | 345,107 | 345,107 | -3.35% | |
| Annual G-M Sales - PWW Core (CCF) | 4,049,479 | 3,836,792 | 4,246,498 | 3,846,533 | 4,115,374 | (96,439) | 4,018,935 | 4,018,935 | -2.34% | |
| Anheuser-Busch Metered Sales (CCF) | 428,000 | 382,881 | 355,456 | 389,921 | 371,073 | 14,393 | 385,466 | 385,466 | 3.88% | |
| Hudson Metered Sales (CCF) ¹ | 192,825 | 112,495 | 198,075 | 245,542 | 443,958 | 44,010 | 487,968 | 487,968 | 9.91% | |
| Pennichuck East Meters Sales (CCF) ² | - | 104,632 | 137,567 | 161,050 | 248,437 | (53,250) | 195,187 | 195,187 | -21.43% | |
| Milford Metered Sales (CCF) ³ | 71,700 | 64,200 | 75,000 | 59,616 | 143,300 | (60,537) | 82,763 | 82,763 | -42.24% | |
| MVD Sales (CCF) ⁴ | 23,410 | 10 | 25,630 | 50,640 | 367,310 | (245,318) | 121,992 | 121,992 | -66.79% | |
| Tyngborough Water District (TWD) Metered Sales (CCF) | 147,340 | 148,420 | 150,880 | 133,070 | 93,060 | 41,674 | 134,734 | 134,734 | 44.78% | |
| Total PWW Metered Sales (CCF) | 5,242,263 | 4,972,588 | 5,571,374 | 5,220,807 | 6,139,578 | (367,425) | 5,772,153 | 5,772,153 | (0) | |
| PWW Pumpage - WTP (CCF) | 5,689,211 | 5,343,182 | 5,913,650 | 5,566,631 | 6,496,778 | (694,888) | 5,801,890 | 5,801,890 | -10.70% | |
| Pumpage - CWS (CCF) | 118,479 | 104,782 | 124,176 | 119,774 | 124,895 | (6,474) | 118,421 | 118,421 | -5.18% | |
| Purchased Water - CWS (CCF) | 243,044 | 226,301 | 263,768 | 261,789 | 221,162 | 22,051 | 243,213 | 243,213 | 9.97% | |
| Total PWW Pumpage and Purchased Water (CCF) | 6,050,734 | 5,674,264 | 6,301,593 | 5,948,195 | 6,842,835 | (679,311) | 6,163,524 | 6,163,524 | | |
| % Unaccounted for in Core | 13.6% | 13.0% | 12.3% | 12.2% | 11.0% | | | | | |
| % Unaccounted for in CWS | 8.9% | 2.4% | 1.5% | 12.6% | -3.2% | | | | | |

Data:

| | DW 19-084 Approved Rate/Contract rate in effect for 2022 | Rate in effect in 2022- Adjusted 11-21 for Muni Fire ⁴ | Rate in Effect in 2023 until DW22-032 rates were approved -Adjusted 11-22 for Muni Fire ⁵ | Approved Special Contract Rates subject to increases associated with DW22-032 and Adjusted for DW19-084 annual FP adjustment | | | Special Contract Meter Charge after DW19-084 adjustment |
|--|--|---|--|--|------------|----------|---|
| 2022 PWW G-M Volumetric Rates | \$ 4.03 | \$ 4.01 | \$ 3.99 | | | | |
| 2022 Anheuser-Busch Volumetric Rates ⁶ | \$ 1.1244 | \$ 1.1182 | \$ 1.1123 | \$ 1.1244 | \$ 356,622 | | |
| 2022 Hudson Volumetric Rate ⁶ | \$ 1.0093 | \$ 1.0037 | \$ 0.9984 | \$ 1.0093 | \$ 457,441 | \$ 78.33 | \$ 77.49 |
| 2022 Milford Volumetric Rate ⁶ | \$ 2.5372 | \$ 2.5232 | \$ 1.6669 | \$ 1.6669 | \$ 105,943 | \$ 66.17 | \$ 66.17 |
| 2022 Pennichuck East Rate ⁶ | \$ 0.9161 | \$ 0.9062 | \$ 0.9111 | \$ 0.9161 | \$ 192,979 | \$ 78.33 | \$ 77.49 |
| 2022 TWD Volumetric Rate | \$ 2.5274 | \$ 2.5135 | \$ 2.5002 | | | | |
| MVD Emergency Rate | \$ - | \$ 0.6700 | | | | | |
| MVD Contract Rate (6-1-2023) ⁶ | \$ - | \$ - | \$ - | \$ 0.9403 | \$ 181,718 | \$ 78.33 | \$ 78.33 |
| 2022 Muni Hydrant Rate (Annual Change per hydrant) | \$ 280.32 | \$ 288.72 | \$ 297.38 | | | | |
| 2022 Muni Inch-Ft change (Annual rate) | \$ 0.16117 | \$ 0.16601 | \$ 0.17099 | | | | |

Notes:

- Revenue pro forma to 5 year average consumption for volumetric charges only.
- Pro forma revenues are based on average sales for 2018-2022.
 - Sales based on 5 Year average between 2018 and 2022
 - Adjustments to Five year Average sales to Hudson and PEU based on new Wholesale Water Contract approved in 2023.
 - Fixed Special Contract fees for A-B, Hudson, MVD, Milford and PEU based on special contracts by the approved by the NHPUC.
 - Adjustments to Volumetric, Muni fire and Meter Charges (other than 5/8") reflecting the DW19-084 COSS rate shift in Nov. 2021 and Nov. 2022.
- Hudson 5 year average is based on the greater of new Hudson contract that guarantees a minimum daily purchased amount of 1,000,000 gallons per day of which results in an annual purchase amount of 487,968 CCF or the five year average, which ever is greater.
- PEU's 5 year average is based on the greater of new PEU contract that guarantees a minimum daily purchased amount of 400,000 gallons per day of which results in an annual purchase amount of 195,187 CCF or the five year average, which ever is greater.
- Milford's 5 year average is based on the greater of new Milford contract that guarantees a minimum daily purchased amount of 167,000 gallons per day of which results in an annual purchase amount of 81,491 CCF or the five year average, which ever is greater.
- MVD's 5 year average is based on the new MVD contract that guarantees a minimum daily purchased amount of 250,000 gallons per day of which results in an annual purchase amount of 121,992 CCF or the five year average, which ever is greater.

Pennichuck East Utility Inc.
2022 Test Year Revenues and Pumpage PRO FORMA

Schedule 1C

| Revenue Type | 2022 Test Year Billed Revenues without QCPAC, inclusive of NCCRS | 2022 Test Year Billed Revenues QCPAC ² | 2022 Test Year Total Billed Revenues with QCPAC inclusive of NCCRS | 2022 TY QCPAC Revenue Proforma | 2022 Test Year Revenue Proforma - Eliminate DW20-156 recoupment | 2022 Test Year Pro forma Total Billed Revenues without QCPAC inclusive of NCCRS | 2022 Revenue Proforma's based on 5 Year Average exclusive of QCPAC ¹ | Pro forma Rate Case 2022 TY Revenues without QCPAC based on Five Yr Ave inclusive of NCCRS | | |
|--|--|---|--|--------------------------------|---|---|---|--|----|------------------------------|
| Total PEU Volumetric (w/o NC Surcharge) Charges | \$ 7,136,213 | \$ 330,362 | \$ 7,466,575 | \$ 82,673 | \$ (566,922) | \$ 6,569,291 | \$ (392,460) | \$ 6,176,831 | \$ | 6,958,508 Volumetric + Other |
| Core Litchfield-R&B Volumetric Charges | \$ 1,971,850 | \$ 91,284 | \$ 2,063,134 | \$ 22,844 | \$ (156,650) | \$ 1,815,200 | \$ (108,443) | \$ 1,706,758 | \$ | 1,922,747 Volumetric + Other |
| North Country Volumetric Charges | \$ 466,775 | \$ 21,609 | \$ 488,384 | \$ 5,408 | \$ (37,082) | \$ 429,693 | \$ (25,671) | \$ 404,022 | \$ | 455,151 Volumetric + Other |
| PEU (less Litchfiled, R&B, and NC) Charges | \$ 4,697,588 | \$ 217,469 | \$ 4,915,057 | \$ 54,422 | \$ (373,190) | \$ 4,324,398 | \$ (258,346) | \$ 4,066,051 | \$ | 4,580,609 Volumetric + Other |
| Total PEU Meter Charges (Fixed Meter) | \$ 2,511,417 | \$ 116,263 | \$ 2,627,680 | \$ 29,095 | \$ (199,514) | \$ 2,311,903 | | \$ 2,311,903 | | |
| Core Litchfield-R&B Charges (Fixed Meter) | \$ 697,853 | \$ 32,306 | \$ 730,159 | \$ 8,085 | \$ (55,439) | \$ 642,414 | | \$ 642,414 | | |
| North Country Charges (Fixed Meter) | \$ 323,670 | \$ 14,984 | \$ 338,654 | \$ 3,750 | \$ (25,713) | \$ 297,957 | | \$ 297,957 | | |
| PEU (less Litchfiled, R&B, and NC) Charges (Fixed Meter) | \$ 1,489,894 | \$ 68,973 | \$ 1,558,867 | \$ 17,260 | \$ (118,362) | \$ 1,371,533 | | \$ 1,371,533 | | |
| Total PEU Municipal Fire Protection Charges (Fixed Fee) | \$ 834,561 | \$ 38,635 | \$ 873,196 | \$ 9,668 | \$ (66,300) | \$ 768,261 | | \$ 768,261 | | |
| Total PEU Private Fire Protection Charges (Fixed Fee) | \$ 278,383 | \$ 12,887 | \$ 291,270 | \$ 3,225 | \$ (22,116) | \$ 256,267 | | \$ 256,267 | | |
| Total PEU Private Hydrant Charges (Fixed Fee) | \$ 108,210 | \$ 5,009 | \$ 113,219 | \$ 1,254 | \$ (8,596) | \$ 99,613 | | \$ 99,613 | | |
| Bow Public Hydrant Charge (Fixed Fee) | \$ 2,552 | \$ 118 | \$ 2,671 | \$ 30 | \$ (203) | \$ 2,350 | | \$ 2,350 | | |
| Windham Public Hydrant Charge (Fixed Fee) | \$ 38,815 | \$ 1,797 | \$ 40,612 | \$ 450 | \$ (3,084) | \$ 35,731 | | \$ 35,731 | | |
| Raymond Public Hydrant Charge (Fixed Fee) | \$ 6,421 | \$ 297 | \$ 6,718 | \$ 74 | \$ (510) | \$ 5,911 | | \$ 5,911 | | |
| Lee Public Hydrant Charge (Fixed Fee) | \$ 4,586 | \$ 212 | \$ 4,798 | \$ 53 | \$ (364) | \$ 4,222 | | \$ 4,222 | | |
| Exeter Public Hydrant Charge (Fixed Fee) | \$ 5,529 | \$ 256 | \$ 5,785 | \$ 64 | \$ (439) | \$ 5,090 | | \$ 5,090 | | |
| Birch Hill Public Hydrant Charge (Fixed Fee) | \$ 11,073 | \$ 513 | \$ 11,586 | \$ 128 | \$ (880) | \$ 10,194 | | \$ 10,194 | | |
| Locke Lake Capital Recovery Surcharge (Fixed Fee) | \$ 135,594 | \$ - | \$ 135,594 | \$ - | \$ - | \$ 135,594 | \$ (170) | \$ 135,423 | | |
| Birch Hill Capital Recovery Surcharge (Fixed Fee) | \$ 33,036 | \$ - | \$ 33,036 | \$ - | \$ - | \$ 33,036 | \$ (41) | \$ 32,994 | | |
| Middleton Recovery Surcharge (Fixed Fee) | \$ 10,511 | \$ - | \$ 10,511 | \$ - | \$ - | \$ 10,511 | \$ (13) | \$ 10,497 | | |
| Unbilled Water sales, Billed and Unbilled Recoupment and Abatements | \$ 849,134 | \$ - | \$ 849,134 | \$ 9,837 | \$ (67,458) | \$ 781,677 | | \$ 781,677 | | |
| Total Billed 2022 PEU Revenues inclusive of NCCRS and exclusive of Misc Operating Revenues | \$ 11,966,034 | \$ 506,350 | \$ 12,472,385 | \$ 136,551 | \$ (936,385) | \$ 11,029,649 | \$ (392,685) | \$ 10,636,964 | | |
| 2022 NCCRS Revenues | \$ 179,140 | \$ - | \$ 179,140 | \$ - | \$ - | \$ 179,140 | | \$ 178,915 | | |
| Total Billed 2022 PEU Revenues exclusive of NCCRS and Misc Operating Revenues | \$ 11,786,894 | \$ 506,350 | \$ 12,293,245 | \$ 136,551 | \$ (936,385) | \$ 10,850,509 | \$ (392,685) | \$ 10,458,049 | | |
| | \$ 11,966,034 | \$ 506,350 | \$ 12,472,385 | \$ 136,551 | \$ (936,385) | \$ 11,029,649 | \$ (392,460) | \$ 10,637,189 | | |

PEU Volumetric Sales and Pumpage in CCF's

| | 2018 | 2019 | 2020 | 2021 | 2022 | 2022 Volumetric Sales & Pumpage Proforma's to Five Year Ave (CCF) | Proformed Five Year Average 2022 Volumetric Sales & Pumpage | Actual Five Year Average Volumetric Sales & Pumpage | Proforma 2022 Five Year Volumetric Sales & Pumpage as a Percentage of 2022 |
|---|---------|---------|---------|---------|---------|---|---|---|--|
| Total PEU volumetric sales (CCF) | 684,279 | 669,602 | 770,798 | 719,683 | 762,730 | (41,312) | 721,418 | 721,418 | -5.42% |
| Core Litchfield-R&B Volumetric Sales (CCF) | 197,712 | 191,758 | 226,623 | 206,039 | 210,560 | (4,022) | 206,538 | 206,538 | -1.91% |
| North Country Volumetric Sales (CCF) | 50,232 | 50,147 | 55,251 | 53,243 | 52,010 | 167 | 52,177 | 52,177 | 0.32% |
| PEU (less Litchfiled, R&B, and NC) Volumetric Sales (CCF) | 436,335 | 427,697 | 488,924 | 460,401 | 500,160 | (37,457) | 462,703 | 462,703 | -7.49% |
| Pumpage - PEU Purchased Water (CCF) | 599,421 | 554,259 | 721,307 | 626,534 | 717,022 | (73,314) | 643,709 | 643,709 | -10.22% |
| Production - PEU CWS Wells (CCF) | 255,885 | 252,840 | 266,940 | 238,006 | 220,135 | 26,626 | 246,761 | 246,761 | 12.10% |
| Total PEU Pumpage (CCF) | 855,306 | 807,098 | 988,247 | 864,540 | 937,157 | (46,688) | 890,470 | 890,470 | -4.98% |
| % Unaccounted for PEU systems | 20.0% | 17.0% | 22.0% | 16.8% | 18.6% | | | | |

Notes:

1. Revenues proformed to 5 year average consumption for volumetric charges only.

2022 PEU Volumetric Rate - \$ 9.50 per CCF

2. QCPAC revenues booked during 2022 were those granted in DW 20-019 and DW 21-022. There were no revenues booked in 2022 associated with DW 22-005

3. The five year pro forma revenues was calculated by taking the 5 year average volumetric sales of 721,418 CCF times the tariiffed DW20-156 approved rates plus \$ 136,551

4. Total 2022 TY Revenues impacted by DW20-156 recoupment \$ 11,786,894
DW 20-156 recoupment billed in TY 2022 \$ 936,385

Pittsfield Aqueduct Company
 2022 Test Year Revenues and Pumpage PRO FORMA

| Revenue Type | 2022 Test Year Billed Revenues | 2022 TY Revenue Proformas based on Five Yr Ave | Proforma Rate Case 2022 TY Revenues based on Five Yr Ave |
|---|-----------------------------------|--|---|
| Total PAC Volumetric Charges - | \$ 425,571 | \$ (3,511) | \$ 422,060 |
| Total PAC Meter Charges (Fixed Fee) - | \$ 225,115 | | \$ 225,115 |
| Total PAC Municipal Fire Protection Charges (Fixed Fee) - | \$ 185,382 | | \$ 185,382 |
| Total PAC Private Fire Protection Charges (Fixed Fee) - | \$ 30,541 | | \$ 30,541 |
| Total Billed 2022 PEU Revenues exclusive of Misc Revenues - | \$ 866,609 | \$ (3,511) | \$ 863,098 |

PAC Volumetric Sales and Pumpage in CCF's

| | 2018 Sales and production | 2019 Sales and production | 2020 Sales and Production | 2021 Sales and Production | 2022 Sales and Production | 2022 Volumetric Sales & Pumpage Proforma's (CCF) | Proformed Five Year Average 2022 Volumetric Sales & Pumpage | Actual Five Year Average Volumetric Sales & Pumpage | Proformed 2022 Volumetric Sales & Pumpage as a Percentage of 2022 |
|----------------------------------|------------------------------|------------------------------|------------------------------|------------------------------|------------------------------|--|--|---|--|
| Total PAC volumetric sales (CCF) | 57,011 | 55,342 | 60,280 | 57,873 | 58,269 | (514) | 57,755 | 57,755 | -0.88% |
| PAC WTP production (CCF) - | 61,037 | \$ 58,667 | \$ 71,991 | \$ 63,890 | \$ 66,066 | (1,735) | 64,330 | 64,330 | -2.63% |
| % Unaccounted for PAC - | 6.6% | 5.7% | 16.3% | 9.4% | 11.8% | | | | |

- Notes:
- Revenues proformed to 5 year average consumption for volumetric charges only.
 2022 PAC Volumetric Rate - \$ 6.83 per CCF

Pennichuck Water Works, Inc.
PRO FORMA Adjustments to Revenue Requirement
City Bond Fixed Revenue Requirement

Schedule 1
Attachment A
Page 2

| | | |
|-----------------------|----|------------------|
| Total City Bond | \$ | 150,570,000 |
| Bond Interest Rate | | 4.09% |
| Bond Period | | 30 yrs. |
| PWW CBFRR Requirement | \$ | 8,802,880 |

Pennichuck Water Works, Inc.
 Calculation of Consolidated RSF Balances
 RSF Balance Calculations projected through 12/31/2023
 For the Twelve Months Ended December, 2022

Schedule 1
 Attachment A
 Page 3

I DEFERRED DEBIT/CREDIT to/from RSF ACCOUNTS

No Recoupment

| A. | Consolidated 12/31/2021 RSF Balances | 2022 Revenues | 2022 Expenses | DW22-032 12/31/2022 RSF Balances | 2023 Projected Revenues | 2023 Projected Expenses | DW22-032 12/31/2023 RSF Balances | | |
|--|--|----------------|--|--|----------------------------|----------------------------|--|---|--|
| City Bond Fixed Revenue Requirement | \$ 565,172 | \$ 9,219,945 | \$ 8,802,880 | \$ 982,238 | \$ 8,194,242 | (17) \$ 8,802,880 | \$ 373,600 | | |
| Material Operating Expense Revenue Requirement | \$ 4,147,498 | \$ 31,537,974 | \$ 33,274,545 | (15) \$ 2,410,927 | \$ 30,823,649 | (17) \$ 32,518,352 | (18) \$ 716,225 | | |
| 1.0 Debt Service Revenue Requirement | \$ 780,858 | \$ 10,621,087 | \$ 9,443,296 | (16) \$ 1,958,649 | \$ 9,114,393 | (17) \$ 9,851,083 | (19) \$ 1,221,960 | | |
| Totals | \$ 5,493,529 | | | \$ 5,351,814 | | | \$ 2,511,785 | | |
| | | | | | | | \$ 5,000,000 | 01/01/2025 balance after refill with 0.1 DSRR funds | |
| Combined RSF Excess/(Deficit) - | \$ 351,814 | \$ (2,688,215) | To be refilled in 2025 with combination 0.1 DSRR funds from 2023 and 2024 & Bonded indebtedness, Therefore there are | | | | | \$0.00 | expected to be recovered via rates to refleece the RSF funds |
| Amortize Deferred Credit/Debit over 3 years - | \$ 117,271 | \$ (896,072) | | | | | | | |

Notes:

- The consolidated balances, revenues and expenses detailed above are the sum of the associated Sch 1, Attach A Pg 3 for PW, PEU and PAC which are attached as tabs in this workbook.
 The dividing of consolidated revenue stream by RSF expense account is based on the percentages derived in DW22-032, DW22-156 and DW20-153 as well as percentage distribution associated with each utilities various QCPACs that are in effect at the time of this filing.

Pennichuck Water Works, Inc.
PRO FORMA Adjustments To Rate Base
RSF Balance Calculations
For the Twelve Months Ended December, 2022

Schedule 1
Attachment A
Page 3

I. DEFERRED DEBIT/CREDIT to/from RSF ACCOUNTS

No Recoupment

| A. | DW22-032 12/31/2021 RSF | | | DW22-032 12/31/2022 RSF | | | 2023 Projected | | | 2023 Projected | | | DW22-032 12/31/2023 RSF | | |
|--|----------------------------|----------------|--|----------------------------|---------------|---------------|----------------|---------------|----------|---------------------|-----------------------|----------|----------------------------|----------|---|
| | Balances | 2022 Revenues | 2022 Expenses | Balances | 2022 Revenues | 2022 Expenses | Revenues | Expenses | Expenses | Balances | Revenues | Expenses | Balances | Revenues | Expenses |
| City Bond Fixed Revenue Requirement | \$ 587,411 | \$ 7,986,243 | \$ 7,729,032 | \$ 844,622 | \$ 7,127,917 | (17) | \$ 7,729,032 | \$ 243,507 | | | | | | | |
| Material Operating Expense Revenue Requirement | \$ 3,274,024 | \$ 22,269,512 | \$ 24,018,935 | (15) | \$ 1,524,601 | \$ 22,873,355 | (17) | \$ 23,760,005 | (18) | \$ 637,951 | | | | | |
| 1.0 Debt Service Revenue Requirement | \$ 743,280 | \$ 8,189,785 | \$ 7,144,321 | (16) | \$ 1,788,744 | \$ 7,056,183 | (17) | \$ 7,301,947 | (19) | \$ 1,542,979 | | | | | |
| Totals | \$ 4,604,714 | | | \$ 4,157,967 | | | | | | \$ 2,424,438 | | | \$ 3,920,000 | | 12/31/2023 balance after refill with 0.1 DSRR funds |
| | | 2022 | Projected 2023 | | | | | | | | | | | | |
| Combined RSF Excess/(Deficit) - | \$ 237,967 | \$ (1,495,562) | To be refilled with 2023 and 2024 0.1 DSRR funds therefore | | | | \$ | | | | - RSF credit or debit | | | | |
| Amortize Deferred Credit/Debit over 3 years - | \$ 79,322 | \$ (498,521) | | | | | | | | | | | | | |

| REVENUES BY REVENUE REQUIREMENT - | 2021 Revenues | 2022 Revenues | 2023 Projected Revenues |
|---|----------------------|----------------------|-------------------------|
| City Bond Fixed Revenue Requirement - | \$ 7,716,780 | \$ 7,986,243 | \$ 7,127,917 |
| Material Operating Expenses Revenue Requirement - | \$ 21,390,339 | \$ 22,269,512 | \$ 22,873,355 |
| Non Material Operating Expense Requirement - | \$ 554,264 | \$ 573,618 | \$ 504,121 |
| 1.0 Debt Service Revenue Requirement - | \$ 7,604,094 | \$ 8,189,785 | \$ 7,056,183 |
| 0.1 Debt Service Revenue Requirement - | \$ 758,979 | \$ 817,498 | \$ 705,618 |
| Total Revenues - | \$ 38,024,455 | \$ 39,836,656 | \$ 38,267,194 |

Notes:

- | | | | |
|---|---------------|---|----------------------|
| (1) CBFRR Revenues as a percentage of water sales (exclusive of QCPAC) per DW19-084 | 21.58% | CBFRR Revenues as a percentage of QCPAC per DW20-020 | 0.00% |
| (2) MOERR Revenues as a percentage of water sales (exclusive of QCPAC) per DW19-084 | 57.91% | MOERR Revenues as a percentage of QCPAC per DW20-020 | 30.71% |
| (3) NOERR Revenues as a percentage of water sales (exclusive of QCPAC) per DW19-084 | 1.55% | NOERR Revenues as a percentage of QCPAC per DW20-020 | 0.00% |
| (4) 1.0 DSRR Revenues as a percentage of water sales (exclusive of QCPAC) per DW19-084 | 17.24% | 1.0 DSRR Revenues as a percentage of QCPAC per DW20-020 | 62.99% |
| (5) 0.1 DSRR Revenues as a percentage of water sales (exclusive of QCPAC) per DW19-084 | 1.72% | 0.1 DSRR Revenues as a percentage of QCPAC per DW20-020 | 6.30% |
| CBFRR Revenues as a percentage of QCPAC per DW20-020 and DW21-023 | 0.00% | CBFRR Revenues as a percentage of QCPAC per DW20-020, DW21-023 and DW22-006 | 0.00% |
| MOERR Revenues as a percentage of QCPAC per DW20-020 and DW21-023 | 30.12% | MOERR Revenues as a percentage of QCPAC per DW20-020, DW21-023 and DW22-006 | 29.64% |
| NOERR Revenues as a percentage of QCPAC per DW20-020 and DW21-023 | 0.00% | NOERR Revenues as a percentage of QCPAC per DW20-020, DW21-023 and DW22-006 | 0.00% |
| 1.0 DSRR Revenues as a percentage of QCPAC per DW20-020 and DW21-023 | 63.53% | 1.0 DSRR Revenues as a percentage of QCPAC per DW20-020, DW21-023 and DW22-006 | 63.97% |
| 0.1 DSRR Revenues as a percentage of QCPAC per DW20-020 and DW21-023 | 6.35% | 0.1 DSRR Revenues as a percentage of QCPAC per DW20-020, DW21-023 and DW22-006 | 6.40% |
| (6) Total 2020 Operating Expenses less Non material operating expenses of | 448,736 | Non material operating expenses as defined in DW16-806 | |
| (7) Total 2021 Operating Expenses less Non material operating expenses of | \$ 492,716 | Non material operating expenses as defined in DW16-806 | |
| (8) Income Taxes proformed out of Material Operating Expenses | | | |
| (9) 2021 Principal and Interest Payments per 1604.08 Schedule 5 | | | |
| (11) 2021 Non QCPAC Revenues | \$ 35,758,942 | | |
| (12) 2021 QCPAC Revenues from DW20-020 | \$ 2,265,513 | Includes recoupment of QCPAC between April 23, 2020 and effective date of NHPUC Order #26,555 issued for DW20-020 | |
| (13) 2022 QCPAC Revenues from DW20-021, DW20-023 and DW22-006 | \$ 2,829,042 | | |
| (14) 2022 Non QCPAC Revenues | \$ 37,007,614 | | |
| (15) Actual Total 2022 Operating Expenses less Non material operating expenses | \$ 24,018,935 | | |
| (16) Total 2022 P&I Expenses | \$ 7,144,321 | | |
| (17) Projected 2023 Revenues based on YTD revenues projected to year end | | \$ 37,958,200 | |
| and 7 months of DW23-015 QCPAC projected revenues of | | \$ 308,994 | |
| | | Total Projected 2023 Revenues - | \$ 38,267,194 |
| (18) Projected 2023 Operating Expenses less Non material operating expenses - based on 10 months of Actual YTD expenses plus 2 months of budget | | \$ 23,760,005 | exclusive of MOEF |
| (19) Project 2023 P&I Expenses frm 1604.08 Sch 5 - | | \$ 7,301,947 | |

Pennichuck East Utility
PRO FORMA Adjustments To Rate Stabilization Fund Accounts
RSF Balance Calculations
For the Twelve Months Ended December 31, 2022
Extended through 12/31/2023

Schedule 1
Attachment A3

I. DEFERRED DEBIT/CREDIT to/from RSF ACCOUNTS

| A. | Recommended Balances per DW20-156 inclusive of MOER infusion (11) | 2021 Actual Revenues (8) | 2021 Actual Expenses (9) | Actual 12/31/2021 RSF Balances | 2022 Actual Revenues (12) | 2022 Actual Expenses (13) | 2022 RSF Balances | 2023 Proforma Revenues (15) |
|--|--|-----------------------------|--|-----------------------------------|------------------------------|------------------------------|----------------------|--------------------------------|
| City Bond Fixed Revenue Requirement | \$ 31,000 | \$ 860,071 | \$ 926,309 | \$ (35,238) | \$ 1,077,484 | \$ 926,309 | \$ 115,937 | \$ 919,124 |
| Material Operating Expense Revenue Requirement | \$ 1,316,940 | \$ 6,845,334 | \$ 7,369,800 | \$ 792,475 | \$ 8,643,442 | \$ 8,629,377 | \$ 806,539 | \$ 7,361,351 |
| 1.0 Debt Service Revenue Requirement | \$ 51,000 | \$ 1,749,903 | \$ 1,769,325 | \$ 31,578 | \$ 2,360,051 | \$ 2,231,610 | \$ 160,019 | \$ 1,991,072 |
| Totals | \$ 1,398,940 | | | \$ 788,814 | | | \$ 1,082,495 | |
| | 2022 | 2023 | | | | | | |
| Combined RSF overfill/(Shortfall) - | \$ 102,495 | \$ (1,204,271) | Projected combined RSF overfill/(shortfall) based on current rate making | | | | | |
| Amortize Deferred Credit/(Debit) - | \$ 34,165 | \$ (401,424) | and target RSF balances based on DW20-156 MOES concept | | | | | |

2020/2021/2022 REVENUES BY REVENUE REQUIREMENT

| | 2021 Revenues (Auditted Yr End) | 2022 Revenues (Auditted Yr End) | 2023 Revenues (Projected Year End) |
|--|---------------------------------------|------------------------------------|--|
| City Bond Fixed Revenue Requirement - | \$ 860,071 | \$ 1,077,484 | \$ 919,124 |
| Material Operating Expenses Revenue Requirement - | \$ 6,845,334 | \$ 8,640,800 | \$ 7,361,351 |
| Non Material Operating Expense Requirement (6) - | \$ 6,650 | \$ 8,332 | \$ 7,107 |
| 1.0 DSRR Revenues as a percentage of water sales (exclusive of QCPAC) per DW20-156 - | \$ 1,749,903 | \$ 2,362,452 | \$ 1,991,072 |
| 0.1 DSRR Revenues as a percentage of water sales (exclusive of QCPAC) per DW20-156 - | \$ 174,990 | \$ 236,245 | \$ 199,107 |
| Total Revenues - | \$ 9,636,949 | \$ 12,325,313 | \$ 10,477,761 |

Notes:

- | | | | | |
|--|--------------|---|--------|---|
| (1) CBFRR Revenues as a percentage of water sales (exclusive of QCPAC) per DW20-156 | 9.12% | CBFRR Revenues as a percentage of QCPAC per DW21-022 | 0.0% | CBFRR Revenues as a percentage of QCPAC per DW21-022 |
| (2) MOERR Revenues as a percentage of water sales (exclusive of QCPAC) per DW20-156 | 71.98% | MOERR Revenues as a percentage of QCPAC per DW21-022 | 26.84% | MOERR Revenues as a percentage of QCPAC per DW21-022 |
| (3) NOERR Revenues as a percentage of water sales (exclusive of QCPAC) per DW20-156 | 0.07% | NOERR Revenues as a percentage of QCPAC | 0.0% | NOERR Revenues as a percentage of QCPAC |
| (4) 1.0 DSRR Revenues as a percentage of water sales (exclusive of QCPAC) per DW20-156 | 17.12% | 1.0 DSRR Revenues as a percentage of QCPAC per DW21-022 | 66.51% | 1.0 DSRR Revenues as a percentage of QCPAC per DW21-022 |
| (5) 0.1 DSRR Revenues as a percentage of water sales (exclusive of QCPAC) per DW20-156 | 1.71% | 0.1 DSRR Revenues as a percentage of QCPAC per DW21-022 | 6.65% | 0.1 DSRR Revenues as a percentage of QCPAC per DW21-022 |
| (6) Non material operating expenses as defined in Defined in DW 16-806 | | per Schedule 1 Attach I. Non material operating expenses as defined in DW16-806 | | |
| (7) 2022 Principal and Interest Payments per 1604.08 Schedule 5 | \$ 2,050,597 | exclusive of NCCRS debt | | |

Pittsfield Aqueduct Company
PRO FORMA Adjustments To Rate Stabilization Fund Accounts
RSF Balance Calculations
For the Twelve Months Ended December 31, 2022
Extended through 12/31/2023

I. DEFERRED DEBIT/CREDIT to/from RSF ACCOUNTS

| A. | 12/31/21 | 2022 Revenues | 2022 Expenses | 12/31/2022 RSF Balances | Recommended Balances per DW20-153 | 2023 Proforma Revenues | 2023 Proforma Expenses |
|--|------------|----------------|--------------------|-------------------------|-----------------------------------|------------------------|------------------------|
| City Bond Fixed Revenue Requirement | \$ 13,000 | \$ 156,218 (1) | \$ 147,539 | \$ 21,679 | \$ 13,000 | \$ 147,201 | \$ 147,539 |
| Material Operating Expense Revenue Requirement | \$ 81,000 | \$ 625,020 (2) | \$ 626,233 (6) (7) | \$ 79,787 | \$ 81,000 | \$ 588,944 | \$ 580,700 |
| 1.0 Debt Service Revenue Requirement | \$ 6,000 | \$ 71,251 (4) | \$ 67,365 (8) | \$ 9,887 | \$ 6,000 | \$ 67,139 | \$ 74,780 |
| Totals | \$ 100,000 | \$ 852,490 | \$ 841,137 | \$ 111,353 | \$ 100,000 | \$ 803,283 | \$ 803,018 |

| | 2022 | 2023 | |
|-------------------------------------|-----------|-----------|---|
| Combined RSF overfill/(Shortfall) - | \$ 11,353 | \$ 11,618 | Projected combined RSF overfill/(shortfall) based on current rate making and target RSF balances based on DW20-153 MOES concept. RSF to be filled with 0.1 DSRR Funds |
| Amortize Deferred Debit - | \$ 3,784 | \$ 3,873 | |

2022 REVENUES BY REVENUE REQUIREMENT

| | 2022 Revenues (Actual)(9) | 2023 Revenues (based on 5 year average)(10) |
|---|---------------------------|---|
| City Bond Fixed Revenue Requirement - | \$ 156,218 | \$ 147,201 |
| Material Operating Expenses Revenue Requirement - | \$ 625,020 | \$ 588,944 |
| Non Material Operating Expense Requirement (3) - | \$ 9,522 | \$ 8,972 |
| 1.0 Debt Service Revenue Requirement - | \$ 71,251 | \$ 67,139 |
| 0.1 Debt Service Revenue Requirement (5) - | \$ 7,125 | \$ 6,714 |
| Total Revenues - | \$ 869,137 | \$ 818,969 |

Notes:

- (1) CBFRR Revenues as a percentage of water sales per DW20-153 17.97%
- (2) MOERR Revenues as a percentage of water sales per DW20-153 71.91%
- (3) NOERR Revenues as a percentage of water sales (exclusive of QCPAC) per DW20-153 1.10%
- (4) 1.0 DSRR Revenues as a percentage of water sales (exclusive of QCPAC) per DW20-153 8.20%
- (5) 0.1 DSRR Revenues as a percentage of water sales (exclusive of QCPAC) per DW20-153 0.82%
- (6) Total Operating Expenses less Non material operating expenses of \$ 5,131 per Sch 1 Attach I
- (7) Income Taxes proformed out of Material Operating Expenses.
- (8) 2022 Principal and Interest Payments per 1604.08 Schedule 5
- (9) 2022 Revenue split based on DW20-153 percentages
- (10) 2023 Revenues are based on 2023 revenues YTD projected to Year end \$ 818,969
- (11) 2023 Expenses are based on 10 months of 2023 YTD expenses plus 2 months budgeted exp \$ 580,700

Schedule 1
Attachment A3

**2023 Projected RSF
Balances**

| | |
|----|---------|
| \$ | 21,342 |
| \$ | 88,031 |
| \$ | 2,246 |
| \$ | 111,618 |

Pennichuck Water Works, Inc.
PRO FORMA Adjustment Income or Expense
 Production Account
 For the Twelve Months Ended December 31, 2022

Schedule 1
Attachment B

| | |
|------------------------|--------------------------------------|
| | Proformas based on 5 Year Ave. |
| Test Year Proformas | Proformas based on 5 Year Ave. |

I. Union Salaries

A. In 2021, the Company signed a three year contract with the United Steelworkers Union which called for a 3.3% increase 1/1/2023.
 To calculate the pro forma adjustments for production union payroll, the payroll data was extracted from the work order detail report for the year 2022 per Schedule 1B

Therefore:
 Annualize impact of wage increase granted on 01/01/2023

| | |
|--|-----------|
| | \$ 52,618 |
| | \$ 52,618 |

Total Production Union Salaries Pro Forma: \$ 52,618

II. Non-union Salaries

A. During the test year and subsequent year, the Company experienced hirings, terminations and salary increases for production non-union personnel per Schedule 1B. The impact of the changes on base salaries are summarized below:

| Department | Base Salaries | | Proforma |
|------------|---------------|------------|-----------|
| | 2023 | 2022 (1) | |
| Production | \$ 809,523 | \$ 780,949 | \$ 28,574 |

(1) Base Salaries exclude overtime, taxable fringe and other compensation items. Base Salary info can be found on Sch 1 Attach G, Pg 3
 Production Non Union Salary Expense is shared with the affiliates via the Management Fee per Sch 1 Attach H

Total Production Non-Union Salaried Pro Forma: \$ 28,574

III. Operating and Maintenance Expenses:

A. Effective during 2022, the rates for water purchased from the Manchester Water Works, Derry Water Works, and the Merrimack Village District are projecting increases on both volumetric and meter charges. The calculation of the pro forma adjustment is as follows:

| Provider | 2022 Purchased Water Expense (1) | Percent increase in rates in 2023 | Proforma Increase |
|------------------------------------|-------------------------------------|--------------------------------------|----------------------|
| TOTAL DERRY WATER - | \$ 169,493 | 5.10% | \$ 8,644 |
| TOTAL MANCHESTER WATER WORKS - | \$ 185,813 | 9.00% | \$ 16,723 |
| TOTAL MERRIMACK VILLAGE DISTRICT - | \$ 152,323 | 7.66% | \$ 11,668 |
| MILFORD WATER DEPARTMENT - | \$ 28,240 | 29.00% | \$ 8,190 |
| | | | \$ 45,225 |

Therefore: \$ 45,225

B. Adjustment to purchased water expense associated with 5 Year Average Flows

| Provider | Proforma 2023 Purchased Water Expense | % Change | Proforma Decrease |
|------------------------------------|---|----------|----------------------|
| TOTAL DERRY WATER - | \$ 178,137 | 9.97% | \$ 17,761 |
| TOTAL MANCHESTER WATER WORKS - | \$ 202,536 | 9.97% | \$ 20,194 |
| TOTAL MERRIMACK VILLAGE DISTRICT - | \$ 163,991 | 9.97% | \$ 16,351 |
| MILFORD WATER DEPARTMENT - | \$ 36,430 | 9.97% | \$ 3,632 |
| | | | \$ 57,938 |

Therefore: \$ 57,938

C. During 2023, the Company negotiated a new electricity supply charge rate (per kilowatt hour) effective Dec 1, 2023 for G and GV Accounts through November 30, 2025

The calculation of the pro forma adjustment is as follows:

| | Total 2022 KWH | 2022 Rate per KWH | 2022 Rate per KWH | Change in Rate | Proforma Change in Electric Supply Costs |
|------------------------------------|----------------|-------------------|-------------------|----------------|--|
| PWW Electric G Accounts Total KWH | 2,795,629 | \$ 0.09020 | \$ 0.09599 | \$ 0.00579 | \$ 16,187 |
| PWW Electric GV Accounts Total KWH | 9,955,026 | \$ 0.09100 | \$ 0.09599 | \$ 0.00499 | \$ 49,676 |
| | | | | | \$ 65,862 |

Therefore: \$ 65,862

D. Adjustment to electrical expense associated with 5 Year Average Flows

| | Total 2022 KWH | % Change | Change in KWH | 2023 Rate per KWH | Proforma Change in Electric Supply Costs |
|------------------------------------|----------------|----------|---------------|-------------------|--|
| PWW Electric G Accounts Total KWH | 2,795,629 | -5.18% | (144,912) | \$ 0.09599 | \$ (13,910) |
| PWW Electric GV Accounts Total KWH | 9,955,026 | -10.70% | (1,064,778) | \$ 0.09599 | \$ (102,208) |
| | | | | | \$ (116,118) |

Therefore:

\$ (116,118)

E. Effective January 1, 2022 the cost for chemicals at the water treatment plant changed:

The calculation of the pro form adjustment is as follows:

| Chemical | 2022 Unit Cost | 2023 Unit Cost | Change in Chemical cost from 2022 to 2023 | Percentage Change in Price from 2022 to 2023 | 2022 WTP Chemical Costs | Proforma Change in WTP Chemical Costs based Unit Price Change |
|--|----------------|----------------|---|--|-------------------------|---|
| 50% Caustic Soda pH adjust | \$ 0.4075 | \$ 0.4063 | \$ (0.0012) | -0.29% | \$ 608,017 | \$ (1,790) |
| Ferric Chloride | \$ 0.3660 | \$ 0.5680 | \$ 0.2020 | 55.19% | \$ 671,078 | \$ 370,376 |
| Polymer | \$ 2.1360 | \$ 2.1360 | \$ - | 0.00% | \$ 19,084 | \$ - |
| Sodium Hypochlorite | \$ 0.1244 | \$ 0.1937 | \$ 0.0693 | 55.71% | \$ 89,963 | \$ 50,116 |
| Zinc Ortho-phosphate | \$ 0.9000 | \$ 1.1486 | \$ 0.2486 | 27.62% | \$ 88,242 | \$ 24,374 |
| TKPP | \$ 2.7600 | \$ 3.1700 | \$ 0.4100 | 14.86% | \$ 63,776 | \$ 9,474 |
| Total Proformed Change in WTP Chemical Costs - | | | | | | \$ 452,550 |

Therefore:

\$ 452,550

F. Adjustment to chemical costs associated with 5 Year Average Flows

| | 2022 WTP and CWS Proforma Chemical Costs | Percentage Change in WTP/CWS Pumpage (5 Yr Ave to 2022) | Proformed Change in WTP Chemical Costs based on 5 Yr Ave |
|-------------------------------|--|---|--|
| Total 2022 WTP Chemical Costs | \$ 2,013,417 | -10.70% | \$ (215,353) |
| Total 2022 CWS Chemical Costs | \$ 14,346 | -5.18% | \$ (744) |

Therefore:

\$ (216,096)

TOTAL PWW PRODUCTION EXPENSE PRO FORMA:

\$ 644,830

\$ (274,277)

Pennichuck Water Works, Inc.
PRO FORMA Adjustment Income or Expense
Distribution Account
For the Twelve Months Ended December 31, 2022

Schedule 1
Attachment C

I. Union Salaries

A. In 2021, the Company signed a three year contract with the United Steelworkers Union which called for a 3.3% increase 1/1/2023.

To calculate the pro forma adjustments for Distribution union payroll, the payroll data was extracted from the work order detail report for the year 2022 per Schedule 1B.

Therefore:

| | | |
|---|----|--------|
| Annualize impact of wage increase granted on 01/01/2023 | \$ | 77,506 |
| | \$ | 77,506 |

Total Distribution Union Salaries Pro Forma: \$ 77,506

II. Non-union Salaries

A. During the test year and subsequent year, the Company experienced hirings, terminations and salary increases for Distribution non-union personnel per Schedule 1B. The impact of the changes on base salaries are summarized below:

| Department | Base Salaries | | |
|--------------|---------------|------------|-----------|
| | 2023 | 2022 | Proforma |
| Distribution | \$ 554,574 | \$ 519,798 | \$ 34,776 |

(1) Base Salaries exclude overtime, taxable fringe and other compensation items. Base Salary info can be found on Sch1 Attach G Pg 3
 Distribution Non Union Salary Expense is shared with the affiliates via the Management Fee per Sch 1 Attach H

Total Distribution Non-Union Salaries Pro Forma: \$ 34,776

TOTAL PWW DISTRIBUTION EXPENSE PRO FORMA: \$ 112,282

Pennichuck Water Works, Inc.
PRO FORMA Adjustment Income or Expense
Engineering Account
For the Twelve Months Ended December 31, 2022

Schedule 1
Attachment D

I. Engineering Salaries

A. During the test year and subsequent year, the Company experienced hirings, terminations and salary increases for engineering non-union personnel. The impact of the changes on base salaries are summarized below:

| Department | Base Salaries | | Proforma |
|-------------|---------------|--------------|--------------|
| | 2023 | 2022 | |
| Engineering | \$ 926,167 | \$ 1,032,344 | \$ (106,176) |

(1) Base Salaries exclude overtime, taxable fringe and other compensation items. Base Salary info can be found on Sch 1 Attach G Pg 3
Engineering Salary Expense is shared with the affiliates via the Management Fee per Sch1, Attach H

| | |
|--|----------------------------|
| Therefore: | \$ (106,176) |
| Total Engineering Salaries Pro Forma: | <u>\$ (106,176)</u> |

Pennichuck Water Works, Inc.
PRO FORMA Adjustment Income or Expense
Information Systems Account
For the Twelve Months Ended December 31, 2022

Schedule 1
Attachment E

I. Information Systems Salaries

A. During the test year and subsequent year, the Company experienced hirings, terminations and salary increases for Information Systems non-union personnel. The impact of the changes on base salaries are summarized below:

| Department | Base Salaries | | |
|---------------------|---------------|------------|-----------|
| | 2023 | 2022 | Proforma |
| Information Systems | \$ 693,837 | \$ 661,719 | \$ 32,118 |

(1) Base Salaries exclude overtime, taxable fringe and other compensation items. Base Salary info can be found on Sch 1 Attach G Pg 3
 Information Systems Salary Expense is shared with the affiliates via the Management Fee per 1604.06 Sch1, Attach H

Therefore: **\$ 32,118**

Total Information Systems Salaries Pro Forma: **\$ 32,118**

Pennichuck Water Works, Inc.
PRO FORMA Adjustment Income or Expense
Customer Account and Collection Expense
For the Twelve Months Ended December 31, 2022

Schedule 1
Attachment F

I. Customer Account and Collection

A. In 2023, the cost of bill and notice processing increased in accordance with the Company's contract with DMM. Postage Rates are also increasing in 2023.

The following pro forma adjustment reflects the impact on costs as follows:

| Activity | Quantity | Projected 2023 Rate | Ave. 2022 Rate | Rate Change | Pro Forma |
|-----------------------------|----------|---------------------|----------------|-------------|-----------------|
| Bill Postage ¹ | 376,860 | \$ 0.460 | \$ 0.445 | \$ 0.015 | \$ 5,653 |
| Notice Postage ² | 18,941 | \$ 0.580 | \$ 0.555 | \$ 0.025 | \$ 474 |
| Total Postage Increase | | | | | <u>\$ 6,126</u> |

Therefore: **\$ 6,126**

- (1) 2022 bill postage rate was \$ 0.430 per bill from Jan 1 through July 31. The rate changed to \$ 0.460 on August 1, 2022. The postage rate increased by \$ 0.030 per bill from August 1, 2022 through December 31, 2022.
- (2) 2022 notice postage rate was \$ 0.530 per notice from Jan 1 through July 31. The rate changed to \$ 0.580 on August 1, 2022. The postage rate increased by \$ 0.050 per notice from August 1, 2022 through December 31, 2022.

Pennichuck Water Works, Inc.
PRO FORMA Adjustment Income or Expense
Administrative and General Account
For the Twelve Months Ended December 31, 2022

Schedule 1
Attachment G
Page 1

I. Salaries²

During the test year and subsequent year, the Company experienced hirings, terminations and salary increases for administrative and general non-union personnel per Schedule 1, Attachment G, Page 2 as follows:
The impact of the changes on base salaries are summarized below by department:

| | | | |
|------------------------|----|-----------|------------------|
| 2023 Estimated Expense | \$ | 1,723,609 | |
| 2022 Actual Expense | \$ | 1,646,757 | |
| Additional expense | \$ | 76,852 | |
| Therefore: | | | \$ 76,852 |

II. Benefit Allocation²

To reflect the benefits costs associated with the increase in payroll, summarized on Schedule 1B.

| | Non-Union | Union | Total | |
|-----------------------|------------|------------|------------|-------------------|
| Payroll Pro Forma | \$ 105,900 | \$ 130,125 | \$ 236,024 | |
| Benefits Pro Forma | 48.97% | 63.74% | | |
| Benefits \$ Pro Forma | \$ 51,859 | \$ 82,941 | \$ 134,801 | |
| Therefore: | | | | \$ 134,801 |

III. Regulatory Commission Expense¹

In 2022, the Company recorded regulatory commission expense based on quarterly assessments. Based on the latest assessment, the Company expects to incur higher levels in 2023 as follows:

| | | | |
|--|----|---------|-----------------|
| Unaudited Actual 2023 NHPUC Fiscal Yr Assessment | \$ | 180,540 | |
| 2022 Regulatory Expense | \$ | 176,174 | |
| Additional Projected 2022 Expense | \$ | 4,366 | |
| Therefore: | | | \$ 4,366 |

IV. Pension Expense¹

In 2022, the Company is expecting a decrease in pension expenses and health retirement plans based on actuarial valuation. The pro forma adjustment to reflect the increased costs is as follows:

| | Pension | Health Retirement | |
|---------------------|--------------|-------------------|---------------------|
| 2023 Budget Expense | \$ 1,403,976 | \$ 259,428 | |
| 2022 Actual Expense | \$ 1,621,243 | \$ 495,750 | |
| Additional Expense | \$ (217,267) | \$ (236,322) | |
| Therefore: | | | \$ (453,589) |

V. Insurance¹

In 2023, the Company is expecting an increase in insurance expenses. The pro forma adjustment to reflect the increased costs is as follows:

| | | | |
|---------------------------------|----|---------|------------------|
| Budgeted 2023 Insurance Expense | \$ | 757,476 | |
| 2022 Actual Insurance Expense | \$ | 660,286 | |
| Additional Insurance Expense | \$ | 97,190 | |
| Therefore: | | | \$ 97,190 |

VI. Group Health Insurance¹

In 2023, the Company is expecting an increase in Group Health care costs reflective of the full time employees added during 2021 and 2022 per Sch1, Attach G, Pg 3 and a change in premium.

| | | |
|--|---------------------|-------------------|
| 2023 Budgeted Group Health Insurance Expense | \$ 2,558,854 | |
| 2022 Actual Group Health Insurance Expense | <u>\$ 2,089,820</u> | |
| Therefore: | | \$ 469,034 |

VII. Group Dental Insurance¹

In 2023, the Company is expecting an increase in Group Dental Insurance costs reflective of the full time employees added during 2022 and 2023 as well as a change in the the Company premium.

| | | |
|--|-------------------|-----------------|
| 2023 Budgeted Dental Insurance Expense | \$ 241,039 | |
| 2022 Actual Dental Insurance Expense | <u>\$ 232,819</u> | |
| Therefore: | | \$ 8,220 |

| | | |
|--|--|--------------------------|
| TOTAL PWW ADMINISTRATIVE & GENERAL PRO FORMA: | | <u>\$ 336,874</u> |
|--|--|--------------------------|

1. The expenses in these pro forma are based on Budgeted expenses in 2023. The Company proposes that these expenses be adjusted to actual 12/31/2023 expenses upon audit of those expenses.

Pennichuck East Utility Inc

I. Insurance¹

A. In 2023, the Company's insurance expense increased.

The pro forma adjustment to reflect the increased costs is as follows:

| | | |
|------------------------|-------------------|------------------|
| 2022 Insurance Expense | \$ 152,078 | |
| 2023 Insurance Expense | <u>\$ 171,288</u> | |
| Therefore: | | \$ 19,210 |

II. Regulatory Commission Expense¹

A. In 2022, the Company recorded regulatory commission expense based on quarterly assessments. Based on the latest assessment, the Company expects to incur higher levels in 2023 as follows:

| | | |
|------------------------------|------------------|----------------|
| 2022 Regulatory Expense | \$ 46,018 | |
| 2023 NHPUC Annual Assessment | <u>\$ 45,936</u> | |
| Therefore: | <u>\$ (82)</u> | \$ (82) |

| | | |
|--|--|-------------------------|
| TOTAL PEU ADMINISTRATIVE & GENERAL EXPENSE PRO FORMA: | | <u>\$ 19,128</u> |
|--|--|-------------------------|

Pittsfield Aqueduct Company

I. Insurance¹

A. In 2023 the Company's insurance expense is increased.

The pro forma adjustment to reflect the increased costs is as follows:

| | | |
|------------------------|------------------|-----------------|
| 2022 Insurance Expense | \$ 15,017 | |
| 2023 Insurance Expense | <u>\$ 16,932</u> | |
| Therefore: | | \$ 1,915 |

II. Regulatory Commission Expense¹

A. In 2023, the Company recorded regulatory commission expense based on quarterly assessments. Based on the latest assessment, the Company expects to incur higher levels in 2023 as follows:

| | | |
|------------------------------|-----------------|--------------|
| 2022 Regulatory Expense | \$ 3,834 | |
| 2023 NHPUC Annual Assessment | <u>\$ 3,864</u> | |
| Therefore: | <u>\$ 30</u> | \$ 30 |

| | |
|--|-----------------|
| TOTAL PAC ADMINISTRATIVE & GENERAL EXPENSE PRO FORMA: | <u>\$ 1,945</u> |
|--|-----------------|

| | |
|--|-------------------|
| TOTAL ADMINISTRATIVE & GENERAL PRO FORMA: | <u>\$ 357,947</u> |
|--|-------------------|

1. The expenses in these pro forma are Budgeted expenses in 2023. The Company proposes that these expenses be adjusted to actual 12/31/2023 expenses upon audit of those expenses.
2. Changes in Salary, Benefit, Pension, Early Retirement, Computer Maintenance and Outside Services expense are shared with the affiliate Companies through the management fee allocation per Sch 1 Attach H

Pennichuck Water Works, Inc.
PRO FORMA Adjustment Income or Expense
Administrative and General Account
For the Twelve Months Ended December 31, 2022

Schedule 1
Attachment G
Page 2

A. During the test year and subsequent year, the Company experienced hirings, terminations and salary increases for administrative and general non-union personnel per Schedule 1B Support Non Union. The impact of the changes on base salaries are summarized below by department:

| Department | Base Salaries | | Proforma |
|------------------------------|---------------|--------------|-----------|
| | 2023 | 2022 | |
| OFFICERS SALARIES & WAGES | \$ 620,257 | \$ 550,542 | |
| SALARIES & WAGES: ACCOUNTING | \$ 735,659 | \$ 761,030 | |
| SALARIES & WAGES - ADMIN | \$ 283,193 | \$ 200,305 | |
| SALARIES & WAGES - PWS | \$ 84,500 | \$ 134,879 | |
| Total Base Salaries | \$ 1,723,609 | \$ 1,646,757 | \$ 76,852 |

(1) Base Salaries exclude overtime, taxable fringe and other compensation items. Base Salary info can be found on Sch 1B 2023 Support Non Union

Therefore: \$ 76,852

Total Administrative Salaries Pro Forma: \$ 76,852

Pennichuck Water Works, Inc.
PRO FORMA Adjustment Income or Expense
Management Fee Account
For the Twelve Months Ended December 31, 2022

Schedule 1
Attachment H

I. Management Fee Allocated to Affiliates (Rule 1601.01, Section 26)

A. Schedule 1B reflects the payroll pro forma adjustment. Per the management fee (1604.01 Section 26) the allocation to affiliates, including benefits, is as follows:

| | | |
|--|-----------|-----------------|
| Non Union O&M Payroll Pro Forma | \$ | 105,900 |
| Benefits Pro Forma | <u>\$</u> | <u>51,859</u> |
| Total Pro Forma | <u>\$</u> | <u>157,759</u> |
| % Allocated to Allocated to Affiliates | 4.93% | <u>\$</u> 7,778 |

Therefore: **\$ (7,778)**

B. In 2023, the Company is expecting a decrease in pension expenses and health retirement plans based on actuarial valuation. The pro forma adjustment to reflect the increased costs is as follows:

| | Pension | Health Retirement |
|---------------------------|---------------------|---------------------------------------|
| 2023 Budgeted Expense | \$ 1,403,976 | \$ 259,428 |
| 2022 Actual Expense | <u>\$ 1,621,243</u> | <u>\$ 495,750</u> |
| Additional Expense | <u>\$ (217,267)</u> | <u>\$ (236,322)</u> |
| % Allocated to Affiliates | 4.93% | <u>\$ (10,711)</u> <u>\$ (11,651)</u> |

Therefore: **\$ 22,362**

C. In 2023, the Company is expecting an increase in insurance expenses. The pro forma adjustment to reflect the decreased costs is as follows:

| | | |
|------------------------------|-----------|-----------------|
| 2023 Budgeted Expense | \$ | 757,476 |
| 2022 Actual Expense | <u>\$</u> | <u>660,286</u> |
| Additional Insurance Expense | <u>\$</u> | <u>97,190</u> |
| % Allocated to Affiliates | 4.93% | <u>\$</u> 4,791 |

Therefore: **\$ (4,791)**

D. In 2022, the Company is expecting an increase in Group Health Care expenses as follows:

| | | |
|---------------------------|-----------|------------------|
| 2023 Budgeted Expense | \$ | 2,558,854 |
| 2022 Actual Expense | <u>\$</u> | <u>2,089,820</u> |
| | <u>\$</u> | <u>469,034</u> |
| % Allocated to Affiliates | 4.93% | <u>\$</u> 23,123 |

Therefore: **\$ (23,123)**

E. In 2022, the Company is expecting an increase in Group Dental Insurance expenses as follows:

| | | |
|---------------------------|-----------|----------------|
| 2023 Budgeted Expense | \$ | 241,039 |
| 2022 Actual Expense | <u>\$</u> | <u>232,819</u> |
| | <u>\$</u> | <u>8,220</u> |
| % Allocated to Affiliates | 4.93% | <u>\$</u> 405 |

Therefore: **\$ (405)**

TOTAL PWW MANAGEMENT FEE PRO FORMA: **\$ (13,736)**

Pennichuck Water Works, Inc.
Consolidated Property Tax Pro forma
For the Twelve Months Ended December 31, 2022

Schedule 1

Pennichuck Water Works, Inc

I. PROPERTY TAXES

- A. To reflect a pro forma property tax adjustment for property added in 2022 QCPAC filing DW23-015.¹

Therefore: **\$ 114,271**

Pennichuck Water Works, Inc.
PRO FORMA Adjustment Income or Expense
Amortization Account
For the Twelve Months Ended December 31, 2022

Schedule 1
Attachment J

I. AMORTIZATION EXP

A. In 2022, certain accounts will be fully amortized. The following pro forma adjustment reflects elimination of these amortization expenses: (Schedule 2 Attach B Support)

| | <u>Annual</u> <u>Amortization</u> <u>Expense</u> | <u>12/31/22 Asset</u> <u>Balance</u> | <u>Pro Forma</u> <u>Adjustment</u> | |
|--|--|---|---------------------------------------|--------------------|
| Watershed Protection Videos | \$ 17,764 | \$ 17,764 | \$ 17,764 | |
| Therefore: | | Total | <u>\$ 17,764</u> | \$ (17,764) |
| Watershed - Sediment & Tributary Erosion | \$ 6,831 | \$ 1,295 | \$ 6,831 | |
| Therefore: | | Total | <u>\$ 6,831</u> | \$ (6,831) |
| Harris & Bowers Bathymetric Survey & Sto | \$ 1,688 | \$ 1,266 | \$ 1,688 | |
| Therefore: | | Total | <u>\$ 1,688</u> | \$ (1,688) |
| Stormwater BMP Retrofit Evaluation | \$ 3,770 | | \$ 3,770 | |
| Therefore: | | | <u>\$ 3,770</u> | \$ (3,770) |
| Watershed Monitoring - Sediment Depth Mo | \$ 2,319 | | \$ 2,319 | |
| Therefore: | | | <u>\$ 2,319</u> | \$ (2,319) |

Pennichuck Water Works, Inc.
PRO FORMA Adjustment Income or Expense
Income Taxes Account
For the Twelve Months Ended December 31, 2022

Schedule 1
Attachment K

I. INCOME TAX EXPENSE

A. To reflect the pro forma adjustment to book basis income taxes versus actual tax payments made to Federal and State Governments in 2022

Pennichuck Water Works Book Basis 2022 Federal and State Income Taxes

| | 2022 Book Basis (1) | 2022 Actual Tax Payments (2) | Proforma |
|--------------------------------|---------------------|---------------------------------|-----------------------|
| PROV/FED INC TAX/CURRENT | \$ - | \$ - | \$ - |
| PROVS FOR NH BUS PRFTS TAX CUR | \$ (0) | \$ - | \$ 0 |
| PROV/FED INC TAX/DEFERRED | \$ 1,219,529 | \$ - | \$ (1,219,529) |
| PROV NH INCOME TAX DEFERRED | \$ 402,605 | \$ - | \$ (402,605) |
| NH BUSINESS ENTERPRISE TAX | \$ 100,308 | \$ 105,815 | \$ 5,507 |
| INVESTMENT TAX CREDITS | \$ (33,036) | \$ - | \$ 33,036 |
| TOTALS | \$ 1,689,406 | \$ 105,815 | \$ (1,583,591) |

Notes:

- (1) Taxes based on 2022 Profit and Loss Statement which reflects taxes calculated on PWW's book basis pretax income at the Federal and State statutory income tax basis
- (2) Cash payments made to the Federal and State Governments based on 2022 Corporate Tax Returns based on PWW, PEU, and PAC share of PCP BET tax of 76.09% of the actual 2022 tax payment in the amount of \$ 139,066

Pennichuck Water Works, Inc.
Merged Utilities Non Material Operating Expenses
For the Twelve Months Ended December 31, 2022

Schedule 1
Attachment L

| | | | | | | | | | | | | | | Test Year | |
|--|-----------------------------------|-----------|-----------|------------|-----------|-----------|-----------|-----------|-----------|-----------|-----------|-----------|-----------|--------------------|------------|
| | | | | | | | | | | | | | | <u>2022 Totals</u> | |
| 921002 | SENIOR MANAGEMENT VEHICLES | - | - | - | - | 142.22 | - | - | - | - | - | - | - | 142.22 | 142.22 |
| 921003 | SENIOR MGMT - FUEL PURCHASED | 86.97 | 92.40 | 260.27 | 229.57 | 111.31 | 190.70 | 175.95 | 158.80 | 149.25 | 143.86 | 149.89 | 138.32 | 1,887.29 | 1,887.29 |
| 921004 | SENIOR MGMT-VEH REGISTRATION | - | - | - | - | - | - | - | - | 591.80 | - | - | - | 591.80 | 591.80 |
| 923000 | OUTSIDE SERVICES | 37,239.31 | 36,272.09 | 31,918.37 | 42,797.12 | 45,031.15 | 30,676.84 | 29,063.70 | 23,579.74 | 28,626.02 | 44,399.60 | 28,373.40 | 11,729.27 | 389,706.61 | 389,706.61 |
| 926001 | OFFICER'S LIFE INSURANCE | 525.21 | 525.27 | 525.27 | 525.27 | 525.27 | 525.27 | 525.27 | 525.27 | 525.31 | 525.27 | 525.27 | 525.27 | 6,303.22 | 6,303.22 |
| 926500 | MISC EMPLOYEE BENEFITS | 301.25 | 423.75 | 311.25 | 211.25 | 410.22 | 253.50 | - | 253.50 | 253.50 | 1,383.01 | 200.00 | 1,002.48 | 5,003.71 | 5,003.71 |
| 926501 | MISC EMPLOYEE BENEFITS-WELLNESS | 1,120.00 | (412.93) | (81.55) | (65.24) | (27.96) | (34.95) | (21.21) | - | - | 81.95 | - | 13.98 | 572.09 | 572.09 |
| 926502 | MISC EMPLOYEE BENEFITS-ACTIVITIES | - | - | - | 98.54 | - | - | 647.05 | 799.55 | 4,114.07 | 3,851.62 | - | 3,597.92 | 13,108.75 | 13,108.75 |
| 926505 | EMPLOYEE RELATIONS | - | - | 307.82 | - | 24.57 | - | - | 535.83 | - | - | - | - | 868.22 | 868.22 |
| 926600 | TUITION REIMBURSEMENTS | 1,050.00 | - | 5,821.00 | - | - | 3,191.00 | - | 4,200.00 | - | - | 1,488.00 | - | 15,750.00 | 15,750.00 |
| 926610 | TRAINING EDUCATIONAL SEMINARS | 1,576.92 | 1,240.92 | (3,699.93) | 1,311.92 | 1,849.38 | 5,675.00 | 4,966.68 | 1,765.81 | 2,275.00 | 8,842.00 | 11,776.50 | 3,060.37 | 40,640.57 | 40,640.57 |
| 930100 | MEETINGS & CONVENTIONS | 75.00 | 783.81 | 360.00 | 1,927.10 | 4,597.07 | 280.00 | 5,402.06 | 1,879.20 | 8,165.34 | 2,465.12 | 2,944.07 | 4,583.59 | 33,462.36 | 33,462.36 |
| 930101 | MEMBERSHIPS | 2,101.00 | 2,191.00 | 2,627.24 | 2,618.08 | 2,484.91 | 2,219.07 | 2,463.74 | 2,868.74 | 2,193.74 | 2,610.24 | 2,261.24 | 2,216.23 | 28,855.23 | 28,855.23 |
| 930200 | PUBLIC RELATIONS | - | 98.40 | 3,571.65 | 3,168.10 | 26,541.83 | 7,016.44 | - | 3,786.50 | 3,624.42 | 25.20 | 431.49 | 3,376.19 | 51,640.22 | 51,640.22 |
| 930300 | MEALS | 150.07 | 35.02 | 76.22 | 323.52 | 232.78 | 357.99 | 599.94 | 311.06 | 422.45 | 136.34 | 132.06 | (12.06) | 2,765.39 | 2,765.39 |
| 930410 | CHARITABLE CONTRIBUTIONS | - | - | - | - | - | - | - | - | - | - | - | - | - | - |
| Total of Non RSF backed O&M Expenses - | | | | | | | | | | | | | | 591,297.68 | |

Notes:

1. Beginning in 2024 the Company will no longer be owning the vehicles driven by Senior Management which will result in the expenses associated with these vehicles being eliminated
2. If the merger is approve, the merged Company will have only one QCPAC and one QCPAC financing docket per year versus the two that are currently being filed each year.

Proforma

(142.22)

(1,887.29)

(591.80)

(20,000.00)

(22,621.31)

Pennichuck Water Works, Inc. **Schedule 1B**
Payroll Summary
PRO FORMA Adjustments
For the Twelve Months Ended December 31, 2022

| | Twelve Months Ending 12/31/22 | Union Pro Forma Jan 1, 2023 Wage Increase ¹ | Actual Adjusted 2023 Non Union Salaries ² | Total Proforma for Payroll | Total Proformed Twelve Months 12/31/23 |
|---|--|---|---|-------------------------------|--|
| Operations & Maintenance | | | | | |
| Production Salaried | \$ 780,949 | \$ - | \$ 809,523 | \$ 28,574 | \$ 809,523 |
| Production Union | 1,594,495 | 52,618 | - | 52,618 | 1,647,113 |
| Distribution/Meter Salaried | 519,798 | - | 554,574 | \$ 34,776 | 554,574 |
| Engineering Salaried (less capitalized labor) | 1,032,344 | - | 926,167 | \$ (106,176) | 926,167 |
| Information Systems Salaried (Less capitalized labor) | 661,719 | - | 693,837 | \$ 32,118 | 693,837 |
| Distribution/Meter Union | 2,348,676 | 77,506 | - | 77,506 | 2,426,182 |
| Officers & PWS | 685,422 | - | 704,757 | \$ 19,335 | 704,757 |
| Accounting | 761,030 | - | 735,659 | \$ (25,371) | 735,659 |
| Customer Service | 1,356,839 | - | 1,396,596 | \$ 39,756 | 1,396,596 |
| Administration | 200,305 | - | 283,193 | \$ 82,888 | 283,193 |
| O&M Salaries & Wages | 9,941,577 | 130,125 | 6,104,306 | 236,024 | 10,177,602 |
| Construction (Union) | | | | | |
| Recurring | 909,177 | 30,003 | - | 30,003 | 939,180 |
| Capitalized | 87,042 | 2,872 | - | 2,872 | 89,915 |
| Other Accou (Union)nts: | | | | | |
| Jobbing - PWW | 85,673 | 2,827 | - | 2,827 | 88,500 |
| Total | \$ 11,023,470 | \$ 165,827 | \$ 6,104,306 | \$ 271,727 | \$ 11,295,196 |

Notes:

- (1) 2023 Union Contract Wage Increase - 3.30%
- (2) Projected 12/31/2023 Payroll based on April 2023 adjustments to pay based on 2080 hours per year, no OT.

PENNICHUCK WATER WORKS, INC.
Non Union Payroll
For The Twelve Months Ended
December 31, 2022

Schedule 1B Support

| | | Salaried Payroll for 12/31/2022 |
|--------|-----------------------------------|------------------------------------|
| 610200 | SUPERINTENDENCE - WTP | 257,271 |
| 610300 | OFFICE SALARIES & WAGES: WTP | 211,505 |
| 642100 | PURIFICATION LABOR | 312,173 |
| | TOTAL PRODUCTION NON UNION | 780,949 |
| 660000 | SUPERINTENDENCE: OPERATIONS | 292,904 |
| 660300 | OFFICE SALARIES & WAGES: OPS | 226,894 |
| | TOTAL DISTRIBUTION NON UNION | 519,798 |
| 660200 | SALARIES & WAGES - ENGINEERING(2) | 1,032,344 |
| 920100 | OFFICERS SALARIES & WAGES | 550,542 |
| 920004 | SALRIES & WAGES: PWS | 134,879 |
| 920002 | SALARIES & WAGES: ACCOUNTING | 761,030 |
| 920003 | SALARIES & WAGES: IS | 664,470 |
| 920000 | SALARIES & WAGES - ADMIN | 200,305 |
| 920001 | WAGES: REVENUE & CUSTOMER OPER | 1,356,839 |
| | TOTAL NON UNION SALARIES | 6,001,157 |

REDACTED

| Position | Department | Pay Type (Current) | New Salary | New Rate - Hourly | Weekly Indicator |
|---|-----------------|--------------------|--------------|-------------------|------------------|
| Accounting Admin | Accounting | 2080 | | | |
| Chief Financial Officer, Treasurer, and Controller | Accounting | 52 | \$165,599.72 | | Weekly |
| Mgr Regulatory Affairs, Internal Controls, Bus Services | Accounting | 52 | | | Weekly |
| Accounting Admin | Accounting | 2080 | | | |
| Financial Analyst | Accounting | 52 | | | Weekly |
| Assistant Controller | Accounting | 52 | | | Weekly |
| Senior Accounting Administrator | Accounting | 2080 | | | |
| Staff Accountant I | Accounting | 52 | | | Weekly |
| Staff Accountant II | Accounting | 52 | | | Weekly |
| | | | | | |
| | | | | | |
| Assistant Distribution Manager | Distribution | 52 | | | Weekly |
| Training Coordinator | Distribution | 2080 | | | |
| Construction/Maintenance Coordinator II | Distribution | 2080 | | | |
| Distribution Administrative Assistant | Distribution | 2080 | | | |
| Distribution Manager | Distribution | 52 | | | Weekly |
| Meter & Inventory Supervisor | Distribution | 52 | | | Weekly |
| Operations Coordinator | Distribution | 2080 | | | |
| | | | | | |
| | | | | | |
| CAD Technician | Engineering | 2080 | | | |
| Chief Engineer | Engineering | 52 | | | Weekly |
| Distribution Engineer | Engineering | 52 | | | Weekly |
| Engineer | Engineering | 52 | | | Weekly |
| Engineer | Engineering | 52 | | | Weekly |
| Engineering Business Analyst | Engineering | 52 | | | Weekly |
| GIS Technician I | Engineering | 2080 | | | |
| Engineering Construction Manager | Engineering | 2080 | | | |
| Engineering Program Administrator | Engineering | 2080 | | | |
| Engineering Technician II | Engineering | 2080 | | | |
| Environmental Scientist | Engineering | 52 | | | Weekly |
| GIS Administrator | Engineering | 52 | | | Weekly |
| Manager, Construction Services | Engineering | 52 | | | Weekly |
| Manager, Distribution Engineering | Engineering | 52 | | | Weekly |
| Manager, Engineering Services | Engineering | 52 | | | Weekly |
| | | | | | |
| | | | | | |
| Corporate Trainer | Human Resources | 52 | | | Weekly |
| Director, HR | Human Resources | 52 | | | Weekly |
| HR Generalist | Human Resources | 52 | \$63,901.48 | | Weekly |

| | | | | | |
|--|---------------------------------|------|----------------|--|--------|
| | | | \$283,193.19 | | |
| Director, IT | Information Systems | 52 | | | Weekly |
| IT Analyst | Information Systems | 52 | | | Weekly |
| Senior Business Systems Analyst | Information Systems | 52 | | | Weekly |
| Senior Business Systems Analyst | Information Systems | 52 | | | Weekly |
| Senior Network Administrator | Information Systems | 52 | | | Weekly |
| Senior Operations Analyst | Information Systems | 52 | | | Weekly |
| | | | \$696,587.46 | | |
| Assistant Treasurer and Corporate Secretary | Officers | 52 | \$146,836.04 | | Weekly |
| Chief Executive Officer | Officers | 52 | \$241,537.70 | | Weekly |
| Chief Operating Officer | Officers | 52 | \$231,883.14 | | Weekly |
| | | | \$620,256.88 | | |
| Operations and Maintenance Service Coordinator | PWW- Sales | 2080 | | | |
| AR Specialist II | Revenue and Customer Operations | 2080 | | | |
| Billing Specialist | Revenue and Customer Operations | 2080 | | | |
| Billing Specialist | Revenue and Customer Operations | 2080 | | | |
| Billing Specialist | Revenue and Customer Operations | 2080 | | | |
| Billing Specialist | Revenue and Customer Operations | 2080 | | | |
| Coordinator, Cross Connections | Revenue and Customer Operations | 1560 | | | |
| Customer Communications Coordinator | Revenue and Customer Operations | 2080 | | | |
| Customer Service Specialist II | Revenue and Customer Operations | 2080 | | | |
| Customer Service Specialist II | Revenue and Customer Operations | 2080 | | | |
| Customer Service Specialist II | Revenue and Customer Operations | 2080 | | | |
| Customer Service Specialist II | Revenue and Customer Operations | 2080 | | | |
| Director, Revenue & Customer Operations | Revenue and Customer Operations | 52 | | | Weekly |
| Project Support Specialist | Revenue and Customer Operations | 2080 | | | |
| RCO Generalist | Revenue and Customer Operations | 2080 | | | |
| RCO Generalist | Revenue and Customer Operations | 2080 | | | |
| RCO Generalist | Revenue and Customer Operations | 2080 | | | |
| RCO Generalist | Revenue and Customer Operations | 2080 | | | |
| Senior Customer Service Specialist | Revenue and Customer Operations | 2080 | | | |
| Senior Receptionist | Revenue and Customer Operations | 2080 | | | |
| Supervisor, Corporate Communications | Revenue and Customer Operations | 52 | | | Weekly |
| Supervisor, Customer Service | Revenue and Customer Operations | 52 | | | Weekly |
| RCO Supervisor | Revenue and Customer Operations | 52 | | | Weekly |
| RCO Manager | Revenue and Customer Operations | 52 | | | Weekly |
| Training Coordinator | Revenue and Customer Operations | 2080 | | | |
| | | | \$1,396,595.67 | | |

REDACTED

REDACTED

| | | | | | | |
|--|--------------|------|--|--------------|-------------|--------|
| | | | | | | |
| Compliance & Laboratory Technician | Water Supply | 2080 | | | \$ 26.77510 | |
| Compliance and Laboratory Technician | Water Supply | 2080 | | | \$ 24.81600 | |
| Director, Water Supply and Community Systems | Water Supply | 52 | | | | Weekly |
| Electrician II | Water Supply | 2080 | | | \$ 36.39680 | |
| Lead Water Quality Analyst | Water Supply | 2080 | | | \$ 35.59759 | |
| Senior Compliance/Laboratory Analyst | Water Supply | 2080 | | | \$ 29.62872 | |
| Senior Electrical/SCADA Technician | Water Supply | 2080 | | | \$ 43.81986 | |
| Senior Operations Supervisor | Water Supply | 52 | | | | Weekly |
| Water Quality Manager | Water Supply | 52 | | | | Weekly |
| Water Supply Accounting Administrator | Water Supply | 2080 | | | \$ 24.49546 | |
| | | | | \$809,522.79 | | |
| | | | | | | |
| | | | | | | |

Pennichuck Water Works, Inc.

Schedule 2

Balance Sheet

Assets and Deferred Charges

For the Twelve Months Ended December 31, 2021

| Account Number | 12/31/22 | 13 Month Test Year Average | 12/31/21 | 12/31/20 | |
|-----------------------------------|--------------------------|-------------------------------|-----------------------|-----------------------|-----------------------|
| PLANT ASSETS | | | | | |
| Plant in Service | 301 to 348 | 346,363,121 | 342,318,020 | 330,572,019 | 327,015,103 |
| Work in process | 105 | 1,222,933 | 1,490,445 | 5,327,033 | 791,632 |
| Utility Plant | | 347,586,055 | 343,808,464 | 335,899,052 | 327,806,735 |
| Accumulated depreciation | 108 | 92,193,929 | 90,972,501 | 88,638,267 | 82,763,346 |
| Net Plant | | 255,392,126 | 252,835,964 | 247,260,785 | 245,043,389 |
| Acquisition Adjustment, net | 114 & 115 | (10,579,803) | (10,584,056) | (4,908,685) | (5,129,728) |
| Net Utility Plant | | 244,812,323 | 242,251,908 | 242,352,100 | 239,913,661 |
| CURRENT ASSETS | | | | | |
| Cash | 131 | 11,102,235 | 11,328,443 | 11,133,350 | 8,894,224 |
| Accounts receivable-billed, net | 141 & 143 | 3,991,064 | 3,455,692 | 2,752,463 | 2,785,611 |
| Accounts receivable-unbilled, net | 173 | 3,277,250 | 5,789,515 | 3,945,789 | 4,472,652 |
| Accounts receivable-other | 142 | 47,713 | 35,438 | (16,302) | (25,760) |
| Materials & Supplies | 151 | 989,109 | 899,005 | 695,659 | 596,158 |
| Prepaid expenses | 162 | 860,989 | 826,148 | 523,645 | 454,740 |
| Prepaid property taxes | 163 & 236 | 1,056,518 | 425,033 | 420,640 | 1,041,392 |
| Prepaid income taxes | 162.3 | - | - | - | - |
| Intercompany advances | 233 | 24,277,915 | 18,376,816 | 19,011,042 | 15,297,312 |
| | | 45,602,793 | 41,136,090 | 38,466,287 | 33,516,330 |
| OTHER ASSETS | | | | | |
| Debt issuance expenses | 181 | 9,424,872 | 10,875,007 | 12,494,361 | 15,058,100 |
| Other & Def Charges | 180,182,183,184 & 186 | 70,698,122 | 79,236,992 | 85,251,198 | 88,081,428 |
| | | 80,122,994 | 90,112,000 | 97,745,559 | 103,139,527 |
| TOTAL ASSETS | | \$ 370,538,111 | \$ 373,499,998 | \$ 378,563,945 | \$ 376,569,518 |

Pennichuck Water Works, Inc. **Schedule 2A**
Balance Sheet
Equity and Liabilities
For the Twelve Months Ended December 31, 2021

| | Account Number | 12/31/22 | 13 Month Test Year Average | 12/31/21 | 12/31/20 |
|---|-------------------|------------------------------|-------------------------------|------------------------------|------------------------------|
| STOCKHOLDERS' EQUITY | | | | | |
| Common stock | 201 | \$ 30,200 | \$ 30,200 | \$ 30,200 | \$ 30,200 |
| Paid in capital | 211 | 102,703,679 | 103,812,390 | 109,910,302 | 113,814,789 |
| Retained earnings | 215 & 438 | 1,867,780 | 992,470 | 1,226,133 | 2,067,592 |
| | | <u>104,601,659</u> | <u>104,835,060</u> | <u>111,166,634</u> | <u>115,912,581</u> |
| LONG TERM DEBT | | | | | |
| Bonds, notes and mortgages | 221 | 144,664,808 | 144,835,514 | 144,975,579 | 135,313,342 |
| Current portion of long term debt | 221 | 10,601,174 | 9,239,398 | 10,100,093 | 8,334,805 |
| Intercompany advances | 223 | - | - | - | - |
| | | <u>155,265,982</u> | <u>154,074,912</u> | <u>155,075,672</u> | <u>143,648,148</u> |
| CURRENT LIABILITIES | | | | | |
| Accounts payable | 231 | 1,944,160 | 929,191 | 502,026 | 2,462,608 |
| Accrued taxes | 236 | - | 272,737 | 668,571 | (4,163) |
| Accrued interest | 237 | 1,388,424 | 1,075,360 | 995,290 | 1,303,728 |
| Other accrued expenses | 241 | 1,086,488 | 1,648,115 | 1,524,520 | 1,151,869 |
| Customer deposits & other | 235 | 531,163 | 393,325 | 296,599 | 163,353 |
| | | <u>4,950,235</u> | <u>4,318,727</u> | <u>3,987,006</u> | <u>5,077,394</u> |
| OTHER LIABILITIES AND DEFERRED CREDITS | | | | | |
| Deferred income taxes | 282 | 32,482,119 | 31,413,455 | 30,489,864 | 30,595,986 |
| Unamortized ITC | 255 | 338,454 | 354,972 | 374,243 | 404,526 |
| Deferred Tax liability & Other | 253 & 283 | 6,025,384 | 5,888,003 | 962,707 | 1,492,335 |
| Customer advances | 252 | 84,000 | 84,000 | 84,000 | 84,000 |
| CIAC, net | 271 & 272 | 57,306,011 | 56,989,379 | 54,993,004 | 56,536,240.52 |
| Accrued Pension liability | 241 | 6,177,033 | 11,948,780 | 15,478,286 | 15,423,508 |
| Unamortized Premium on Debt | 251 | 3,555,877 | 3,619,078 | 3,673,702 | 3,109,042 |
| Other Deferred Credits | | 3,401,284 | 4,384,247 | 5,161,361 | (6,188,521) |
| | | <u>109,370,161</u> | <u>114,681,915</u> | <u>111,217,168</u> | <u>101,457,117</u> |
| TOTAL EQUITY AND LIABILITIES | | <u>\$ 374,188,037</u> | <u>\$ 377,910,614</u> | <u>\$ 381,446,480</u> | <u>\$ 366,095,239</u> |

Pennichuck Water Works, Inc.
Accumulated Depreciation
For the Twelve Months Ended December 31, 2022

Schedule 2
Attachment A

| Account Classification | Asset Account Number | 12/31/22 | 12/31/21 |
|--|----------------------|-----------------------------|-----------------------------|
| Structures | 301 | \$ 21,028,313 | \$ 19,635,052 |
| Pumping and Distribution Equipment | 304 to 310 | 13,006,597 | 11,994,301 |
| Transmission and Distribution Mains | 311 to 320 | 29,583,182 | 27,883,518 |
| Services | 331 | 7,528,893 | 7,107,996 |
| Meters | 333 | 3,399,815 | 3,159,747 |
| Hydrants | 334 | 2,192,530 | 2,078,115 |
| Intangible Plant | 335 | 239,724 | 229,893 |
| Other Equipment | 339 to 348 | <u>10,072,358</u> | <u>9,889,416</u> |
| TOTAL | | <u>\$ 87,051,412</u> | <u>\$ 81,978,037</u> |
| Accumulated Depreciation - Loss | | \$ (7,125,293) | \$ (7,057,859) |
| Accumulated Depreciation - Cost of Removal | | \$ (7,251,384) | \$ (6,695,160) |
| Theoretical Depreciation Reserve | | <u>\$ (3,531,600)</u> | <u>\$ (3,531,600)</u> |
| GRAND TOTAL | | <u>\$ 69,143,136</u> | <u>\$ 64,693,418</u> |

Notes:

Pennichuck Water Works, Inc.
Depreciation Expense (Depreciation)
GAAP
Property, Plant & Equipment (301-348)
For the Period Ending December 31, 2022

Schedule 2
Attachment A Support

| Asset GL Acct # | Book Cost | Depr & AFYD This Period | Beginning Accum Depr | Current Depr & AFYD | Net Sec 179/Sec 179A | Net Additions Deletions | Ending Accum Depr |
|-------------------------|-------------------------|-------------------------|------------------------|-----------------------|----------------------|-------------------------|------------------------|
| Intangible Plant | | | | | | | |
| 301000-2000-001 | \$28,856.17 | \$1,438.38 | \$24,855.74 | \$1,438.38 | \$0.00 | \$0.00 | \$26,294.12 |
| 302000-2000-001 | \$229,132.31 | \$8,392.30 | \$205,037.36 | \$8,392.30 | \$0.00 | \$0.00 | \$215,429.66 |
| | \$257,988.48 | \$9,830.68 | \$229,893.10 | \$9,830.68 | \$0.00 | \$0.00 | \$239,723.78 |
| Land | | | | | | | |
| 303100-2000-001 | \$934,202.70 | \$0.00 | \$0.00 | \$0.00 | \$0.00 | \$0.00 | \$0.00 |
| 303500-2000-001 | \$228,178.93 | \$0.00 | \$0.00 | \$0.00 | \$0.00 | \$0.00 | \$0.00 |
| 303501-2000-001 | \$552,513.16 | \$0.00 | \$0.00 | \$0.00 | \$0.00 | \$0.00 | \$0.00 |
| 303550-2000-001 | \$608,358.24 | \$0.00 | \$0.00 | \$0.00 | \$0.00 | \$0.00 | \$0.00 |
| | \$2,403,553.03 | \$0.00 | \$0.00 | \$0.00 | \$0.00 | \$0.00 | \$0.00 |
| Structures | | | | | | | |
| 304100-2000-001 | \$4,843,997.59 | \$111,339.32 | \$2,308,043.09 | \$111,339.32 | \$0.00 | \$0.00 | \$2,419,382.41 |
| 304102-2000-001 | \$404,000.00 | \$9,287.40 | \$276,615.00 | \$9,287.40 | \$0.00 | \$0.00 | \$285,902.40 |
| 304200-2000-001 | \$3,499,067.24 | \$84,183.96 | \$875,307.29 | \$84,183.96 | \$0.00 | \$0.00 | \$959,491.25 |
| 304210-2000-001 | \$25,289.68 | \$621.78 | \$6,025.54 | \$621.78 | \$0.00 | \$0.00 | \$6,647.32 |
| 304500-2000-001 | \$3,772.19 | \$86.34 | \$478.30 | \$86.34 | \$0.00 | \$0.00 | \$564.64 |
| 304550-2000-001 | \$2,945,533.84 | \$70,498.75 | \$1,632,863.82 | \$70,498.75 | \$0.00 | \$0.00 | \$1,703,362.57 |
| 304551-2000-001 | \$65,787.00 | \$1,617.72 | \$42,256.18 | \$1,617.72 | \$0.00 | \$0.00 | \$43,873.90 |
| 304700-2000-001 | \$322,618.21 | \$5,292.07 | \$92,207.20 | \$5,292.07 | \$0.00 | \$0.00 | \$97,499.27 |
| 304701-2000-001 | \$7,469,624.63 | \$183,657.39 | \$817,837.23 | \$183,657.39 | \$0.00 | \$0.00 | \$1,001,494.62 |
| 304800-2000-001 | \$24,443,893.87 | \$483,284.30 | \$11,103,085.09 | \$483,284.30 | \$0.00 | \$0.00 | \$11,586,369.39 |
| 304950-2000-001 | \$387,272.05 | \$24,915.97 | \$12,207.07 | \$24,915.97 | \$0.00 | \$0.00 | \$36,723.04 |
| 305000-2000-001 | \$4,083,156.52 | \$89,263.39 | \$1,281,999.02 | \$89,263.39 | \$0.00 | \$0.00 | \$1,371,262.41 |
| 306000-2000-001 | \$6,922,599.07 | \$228,160.26 | \$331,742.50 | \$228,160.26 | \$0.00 | \$0.00 | \$559,902.76 |
| 307100-2000-001 | \$1,190,259.55 | \$39,650.34 | \$516,870.00 | \$39,650.34 | \$0.00 | \$0.00 | \$556,520.34 |
| 307210-2000-001 | \$239,965.72 | \$7,965.58 | \$65,838.62 | \$7,965.58 | \$0.00 | \$0.00 | \$70,476.41 |
| 308200-2000-001 | \$1,543.33 | \$52.29 | \$682.58 | \$52.29 | \$0.00 | \$0.00 | \$734.87 |
| 309200-2000-001 | \$3,781,114.53 | \$56,712.23 | \$271,193.26 | \$56,712.23 | \$0.00 | \$0.00 | \$327,905.49 |
| | \$61,529,495.02 | \$1,396,589.09 | \$19,635,851.79 | \$1,396,589.09 | \$0.00 | \$3,327.79 | \$21,028,313.09 |
| Pump/Dist Equip | | | | | | | |
| 310000-2000-001 | \$1,244,881.53 | \$59,227.60 | \$582,546.83 | \$59,227.60 | \$0.00 | \$0.00 | \$635,961.93 |
| 310100-2000-001 | \$139,500.00 | \$3,698.87 | \$0.00 | \$3,698.87 | \$0.00 | \$0.00 | \$9,311.37 |
| 311200-2000-001 | \$5,482,374.70 | \$200,818.40 | \$3,381,782.13 | \$200,818.40 | \$4,126.60 | \$4,126.60 | \$3,578,473.93 |
| 311210-2000-001 | \$1,261,389.81 | \$51,002.45 | \$181,494.40 | \$51,002.45 | \$0.00 | \$0.00 | \$232,496.85 |
| 311220-2000-001 | \$6,047.12 | \$263.83 | \$2,791.41 | \$263.83 | \$0.00 | \$0.00 | \$3,057.24 |
| 311230-2000-001 | \$17,059.82 | \$713.74 | \$1,185.40 | \$713.74 | \$0.00 | \$0.00 | \$1,899.14 |
| 311400-2000-001 | \$15,857.20 | \$0.00 | \$13,857.20 | \$0.00 | \$0.00 | \$0.00 | \$15,857.20 |
| 311500-2000-001 | \$248,484.33 | \$8,042.98 | \$209,286.56 | \$8,042.98 | \$0.00 | \$0.00 | \$217,309.54 |
| 311600-2000-001 | \$54,759.15 | \$1,844.64 | \$41,768.59 | \$1,844.64 | \$0.00 | \$0.00 | \$43,613.23 |
| 320000-2000-001 | \$740,288.56 | \$29,911.41 | \$627,128.73 | \$29,911.41 | \$0.00 | \$0.00 | \$597,217.32 |
| 320100-2000-001 | \$76,495.62 | \$0.00 | \$76,495.62 | \$0.00 | \$0.00 | \$0.00 | \$76,495.62 |
| 320101-2000-001 | \$13,500.00 | \$0.00 | \$13,500.00 | \$0.00 | \$0.00 | \$0.00 | \$13,500.00 |
| 320200-2000-001 | \$15,957,282.54 | \$527,274.26 | \$6,625,453.10 | \$527,274.26 | \$0.00 | \$0.00 | \$7,150,727.36 |
| 320310-2000-001 | \$1,370,554.05 | \$193,424.88 | \$217,051.36 | \$193,424.88 | \$0.00 | \$0.00 | \$430,476.24 |
| | \$26,628,474.43 | \$1,016,422.24 | \$11,994,303.33 | \$1,016,422.24 | \$0.00 | \$4,126.60 | \$13,006,596.97 |
| Trans/Dist Mains | | | | | | | |
| 330500-2000-001 | \$12,090,084.97 | \$218,968.91 | \$4,018,533.18 | \$218,968.91 | \$0.00 | \$0.00 | \$4,237,502.09 |
| 331000-2000-001 | \$322,272.32 | \$5,083.96 | \$32,861.11 | \$5,083.96 | \$0.00 | \$0.00 | \$37,947.07 |
| 331001-2000-001 | \$360,604.84 | \$5,676.54 | \$212,333.09 | \$5,676.54 | \$0.00 | \$0.00 | \$218,029.63 |
| 331002-2000-001 | \$5,961,528.08 | \$93,364.01 | \$706,957.66 | \$93,364.01 | \$0.00 | \$0.00 | \$799,421.67 |
| 331003-2000-001 | \$239,018.36 | \$3,788.25 | \$91,422.06 | \$3,788.25 | \$0.00 | \$0.00 | \$95,210.31 |
| 331100-2000-001 | \$13,075,686.45 | \$163,484.44 | \$4,327,412.97 | \$163,484.44 | \$0.00 | \$0.00 | \$4,490,897.41 |
| 331101-2000-001 | \$1,440,389.96 | \$22,628.88 | \$95,067.27 | \$22,628.88 | \$0.00 | \$0.00 | \$97,696.15 |
| 331102-2000-001 | \$531,032.04 | \$6,525.00 | \$288,888.40 | \$6,525.00 | \$0.00 | \$0.00 | \$317,153.40 |
| 331150-2000-001 | \$235,507.36 | \$2,931.33 | \$37,989.03 | \$2,931.33 | \$0.00 | \$0.00 | \$40,940.36 |
| 331200-2000-001 | \$45,230,964.66 | \$705,794.49 | \$11,551,781.80 | \$705,794.49 | \$0.00 | \$1,337.83 | \$12,256,238.46 |
| 331201-2000-001 | \$122,253.28 | \$1,972.68 | \$48,456.30 | \$1,972.68 | \$0.00 | \$0.00 | \$50,428.98 |
| 331250-2000-001 | \$3,132,307.34 | \$47,246.42 | \$415,292.92 | \$47,246.42 | \$0.00 | \$0.00 | \$462,539.34 |
| 331251-2000-001 | \$42,770.49 | \$684.42 | \$4,492.24 | \$684.42 | \$0.00 | \$0.00 | \$5,176.66 |
| 331252-2000-001 | \$15,464.31 | \$247.08 | \$1,407.28 | \$247.08 | \$0.00 | \$0.00 | \$1,654.36 |
| 331253-2000-001 | \$103,318.76 | \$1,633.37 | \$8,059.49 | \$1,633.37 | \$0.00 | \$0.00 | \$9,712.86 |
| 331254-2000-001 | \$3,003.63 | \$47.18 | \$69.49 | \$47.18 | \$0.00 | \$0.00 | \$116.67 |
| 331300-2000-001 | \$26,604,243.89 | \$419,053.41 | \$5,633,423.32 | \$419,053.41 | \$0.00 | \$0.00 | \$6,052,476.73 |
| | \$89,531,550.74 | \$1,701,002.37 | \$27,883,517.61 | \$1,701,002.37 | \$0.00 | \$1,337.83 | \$29,583,182.15 |
| Services | | | | | | | |
| 333004-2000-001 | \$1,482,092.25 | \$36,142.91 | \$852,107.72 | \$36,142.91 | \$0.00 | \$0.00 | \$888,250.63 |
| 333100-2000-001 | \$4,805,138.54 | \$83,330.55 | \$3,323,831.31 | \$83,330.55 | \$573.00 | \$573.00 | \$3,408,608.86 |
| 333200-2000-001 | \$3,864,708.53 | \$89,085.37 | \$609,799.78 | \$89,085.37 | \$0.00 | \$1,241.16 | \$697,643.99 |
| 333230-2000-001 | \$7,261,375.50 | \$167,848.81 | \$1,724,102.64 | \$167,848.81 | \$0.00 | \$987.82 | \$1,891,500.63 |
| 333250-2000-001 | \$1,058,670.45 | \$44,814.70 | \$598,154.18 | \$44,814.70 | \$0.00 | \$140.31 | \$642,828.57 |
| | \$19,372,045.27 | \$423,239.34 | \$7,307,995.63 | \$423,239.34 | \$0.00 | \$2,342.29 | \$7,528,892.68 |
| Metens | | | | | | | |
| 334000-2000-001 | \$4,513,201.01 | \$206,242.12 | \$1,863,088.86 | \$206,242.12 | \$0.00 | \$16,405.10 | \$2,052,885.88 |
| 334100-2000-001 | \$2,469,600.32 | \$117,506.18 | \$1,296,514.22 | \$117,506.18 | \$0.00 | \$67,399.68 | \$1,414,220.72 |
| 334950-2000-001 | \$2,660.60 | \$124.92 | \$183.95 | \$124.92 | \$0.00 | \$0.00 | \$308.87 |
| | \$6,985,461.93 | \$323,873.22 | \$3,159,747.03 | \$323,873.22 | \$0.00 | \$83,804.78 | \$3,399,815.47 |
| Hydrants | | | | | | | |
| 335000-2000-001 | \$3,440,410.13 | \$80,403.94 | \$1,577,821.04 | \$80,403.94 | \$0.00 | \$3,157.09 | \$1,655,067.89 |
| 335005-2000-001 | \$100,205.95 | \$2,252.99 | \$74,501.49 | \$2,252.99 | \$0.00 | \$0.00 | \$76,754.48 |
| 335100-2000-001 | \$1,577,300.41 | \$34,915.49 | \$425,792.35 | \$34,915.49 | \$0.00 | \$0.00 | \$460,707.84 |
| | \$5,117,916.49 | \$117,572.42 | \$2,078,114.88 | \$117,572.42 | \$0.00 | \$3,157.09 | \$2,192,530.21 |
| Other Equipment | | | | | | | |
| 339000-2000-001 | \$30,352.30 | \$737.68 | \$17,731.50 | \$737.68 | \$0.00 | \$0.00 | \$18,509.18 |
| 339100-2000-001 | \$565.00 | \$14.16 | \$190.90 | \$14.16 | \$0.00 | \$0.00 | \$205.06 |
| 339200-2000-001 | \$97,067.72 | \$3,426.64 | \$32,762.26 | \$3,426.64 | \$0.00 | \$0.00 | \$35,188.90 |
| 339300-2000-001 | \$7,390.78 | \$295,949.98 | \$9,208.76 | \$295,949.98 | \$0.00 | \$0.00 | \$105,697.54 |
| 340100-2000-001 | \$16,178.77 | \$584,536.92 | \$14,702.77 | \$584,536.92 | \$0.00 | \$0.00 | \$16,702.77 |
| 341000-2000-001 | \$3,940,517.96 | \$32,024.13 | \$1,639,863.37 | \$32,024.13 | \$0.00 | \$278,155.21 | \$1,665,722.29 |
| 343000-2000-001 | \$857,265.55 | \$49,283.40 | \$407,569.74 | \$49,283.40 | \$0.00 | \$41,729.51 | \$449,299.25 |
| 344000-2000-001 | \$187,085.19 | \$9,026.88 | \$74,697.87 | \$9,026.88 | \$0.00 | \$0.00 | \$83,724.75 |
| 345000-2000-001 | \$376,133.08 | \$19,079.44 | \$184,123.43 | \$19,079.44 | \$0.00 | \$0.00 | \$203,202.87 |
| 346000-2000-001 | \$1,066,386.62 | \$50,381.81 | \$567,087.06 | \$50,381.81 | \$0.00 | \$0.00 | \$617,468.87 |
| 347110-2000-001 | \$8240,525.01 | \$816,267.24 | \$5,990,111.18 | \$816,267.24 | \$0.00 | \$818,808.13 | \$5,987,570.29 |
| 348000-2000-001 | \$784,568.04 | \$26,802.16 | \$372,702.57 | \$26,802.16 | \$0.00 | \$0.00 | \$399,504.73 |
| | \$16,554,409.43 | \$1,321,635.09 | \$9,889,415.56 | \$1,321,635.09 | \$0.00 | \$1,138,692.85 | \$10,027,337.80 |
| Grand Total | \$248,380,594.82 | \$6,310,364.45 | \$81,978,036.93 | \$6,310,364.45 | \$0.00 | \$1,236,789.23 | \$87,051,412.15 |

Accum Deprn True Ups/Adjustments

Pennichuck Water Works, Inc.
Material and Supplies
For the Twelve Months Ended December 31, 2022

Schedule 2B

| | 12/31/22 | 13 Month Average | 12/31/21 | 12/31/20 |
|--------------------------------|----------------|---------------------|----------------|----------------|
| INVENTORY: PIPES & FITTINGS | 421,683 | 404,417 | 379,297 | 385,632 |
| INVENTORY: NEW METERS | 189,002 | 205,097 | 157,811 | 137,936 |
| INVENTORY: MISC T & D | 1,076 | 582 | 145 | 194 |
| INVENTORY: WTP SPARE PARTS | - | - | - | - |
| INVENTORY: WTP CHEMICALS | 331,000 | 291,926 | 211,050 | 198,303 |
| INVENTORY: FLEET/VEHICLES | (75) | (75) | (75) | (75) |
| INVENTORY:BACKUP GENERAT FUEL | 20,553 | 20,553 | 20,553 | 20,553 |
| INV: CUSTOMER HANDBOOK/FOLDER | - | - | - | - |
| INV: CUSTOMER BROCHURE/INSERTS | - | - | - | - |
| INVENTORY: BILLING & ACCTING | 19,426 | 13,634 | 15,976 | 17,773 |
| | 982,665 | 936,134 | 784,757 | 760,316 |

Pennichuck Water Works, Inc.
Materials and Supply (Inventory)
For The Thirteen Months Ended December 31, 2022

Schedule 2B Support

| ACCOUNT # | DESCRIPTION | Dec-21 | Jan-22 | Feb-22 | Mar-22 | Apr-22 | May-22 | Jun-22 | Jul-22 | Aug-22 | Sep-22 | Oct-22 | Nov-22 | Dec-22 | Average | Dec-20 |
|-----------|--------------------------------|----------------|----------------|----------------|----------------|----------------|----------------|------------------|------------------|----------------|----------------|----------------|----------------|----------------|----------------|----------------|
| 151100 | INVENTORY: PIPES & FITTINGS | 379,297 | 385,718 | 376,186 | 412,447 | 416,165 | 426,144 | 406,801 | 403,158 | 398,936 | 406,646 | 410,500 | 413,747 | 421,683 | 404,417 | 385,632 |
| 151101 | INVENTORY: NEW METERS | 157,811 | 214,793 | 273,584 | 236,383 | 241,980 | 208,374 | 207,765 | 194,347 | 193,890 | 171,764 | 155,297 | 221,267 | 189,002 | 205,097 | 137,936 |
| 151150 | INVENTORY: MISC T & D | 145 | 145 | 771 | 613 | 513 | 931 | 658 | 658 | 567 | 567 | 553 | 367 | 1,076 | 582 | 194 |
| 151200 | INVENTORY: WTP SPARE PARTS | - | - | - | - | - | - | - | - | - | - | - | - | - | - | - |
| 151201 | INVENTORY: WTP CHEMICALS | 211,050 | 222,400 | 219,657 | 233,449 | 273,993 | 294,391 | 370,387 | 395,710 | 347,222 | 296,565 | 325,441 | 273,772 | 331,000 | 291,926 | 198,303 |
| 151250 | INVENTORY: FLEET/VEHICLES | (75) | (75) | (75) | (75) | (75) | (75) | (75) | (75) | (75) | (75) | (75) | (75) | (75) | (75) | (75) |
| 151300 | INVENTORY:BACKUP GENERAT FUEL | 20,553 | 20,553 | 20,553 | 20,553 | 20,553 | 20,553 | 20,553 | 20,553 | 20,553 | 20,553 | 20,553 | 20,553 | 20,553 | 20,553 | 20,553 |
| 151600 | INV: CUSTOMER HANDBOOK/FOLDER | - | - | - | - | - | - | - | - | - | - | - | - | - | - | - |
| 151615 | INV: CUSTOMER BROCHURE/INSERTS | - | - | - | - | - | - | - | - | - | - | - | - | - | - | - |
| 151625 | INVENTORY: CUST CONSERVATION | - | - | - | - | - | - | - | - | - | - | - | - | - | - | - |
| 151650 | INVENTORY: BILLING & ACCTING | 15,976 | 14,574 | 12,880 | 11,195 | 9,510 | 19,664 | 17,586 | 15,536 | 13,245 | 11,437 | 9,282 | 6,932 | 19,426 | 13,634 | 17,773 |
| 151700 | INVENTORY: POCKET FOLDERS | - | - | - | - | - | - | - | - | - | - | - | - | - | - | - |
| 151725 | INVENTORY:EDUCATIONAL SUPPLIES | - | - | - | - | - | - | - | - | - | - | - | - | - | - | - |
| 151730 | INVENTORY: CCR'S | - | - | - | - | - | - | - | - | - | - | - | - | - | - | - |
| | | <u>784,757</u> | <u>858,109</u> | <u>903,555</u> | <u>914,566</u> | <u>962,639</u> | <u>969,981</u> | <u>1,023,675</u> | <u>1,029,886</u> | <u>974,338</u> | <u>907,457</u> | <u>921,552</u> | <u>936,562</u> | <u>982,665</u> | <u>936,134</u> | <u>760,316</u> |

Pennichuck Water Works, Inc.
Net Book Value [Amortization]
For the Twelve Months Ended December 31, 2022
Deferred Assets

Schedule 2
Attachment D Support

| Asset ID | Description | ASSET BALANCES | | | | AMORTIZATION EXPENSE | | | | | | Net Book Value |
|--|--|--|--|--|--|--|---|--|--|--|--|---|
| | | GAAP | | | | María | | | | | | |
| | | 1/1/22 Beginning | Additions | Deletions | 12/31/22 Ending | 1/1/22 Beg. Balance | 2022 Amort. Exp | Oth. Additions | Deletions | 12/31/22 End. Balance | | |
| Asset GL Acct #: 186155-2000-001 200-00008253 Subtotal: 186155-2000-001 | Life Yr Mo: 20 yr 0 mo Northwest Pressure System Analysis | \$16,949.39 | \$0.00 | \$0.00 | \$16,949.39 | \$70.62 | \$847.44 | \$0.00 | \$0.00 | \$918.06 | | \$16,031.33 |
| Asset GL Acct #: 186160-2000-001 200-00008254 Subtotal: 186160-2000-001 | Life Yr Mo: 20 yr 0 mo Hudson Distribution Water Analysis | \$5,058.21 | \$0.00 | \$0.00 | \$5,058.21 | \$21.08 | \$252.96 | \$0.00 | \$0.00 | \$274.04 | | \$4,784.17 |
| Asset GL Acct #: 186165-2000-001 200-00008252 Subtotal: 186165-2000-001 | Life Yr Mo: 7 yr 0 mo PWW RRA - ERP | \$15,762.22 | \$0.00 | \$0.00 | \$15,762.22 | \$187.65 | \$2,251.77 | \$0.00 | \$0.00 | \$2,439.42 | | \$13,322.80 |
| Asset GL Acct #: 186175-2000-001 20000-017497 20000-017509 Subtotal: 186175-2000-001 | Life Yr Mo: 10 yr 0 mo Cross Connection Survey City of Nashua Cross Connection Survey City of Nashua | \$22,501.26 \$23,812.99 | \$0.00 \$0.00 | \$0.00 \$0.00 | \$22,501.26 \$23,812.99 | \$15,933.32 \$16,862.28 | \$2,249.28 \$2,380.38 | \$0.00 \$0.00 | \$0.00 \$0.00 | \$18,182.60 \$19,242.66 | | \$4,318.66 \$4,570.33 |
| Asset GL Acct #: 186208-2000-001 200-00008260 Subtotal: 186208-2000-001 | Life Yr Mo: 3 yr 0 mo Union Negotiations 2021 | \$1,355.50 | \$0.00 | \$0.00 | \$1,355.50 | \$37.65 | \$451.80 | \$0.00 | \$0.00 | \$489.45 | | \$866.05 |
| Asset GL Acct #: 186210-2000-001 20000-018629 20000-018630 20000-018631 20000-018632 Subtotal: 186210-2000-001 | Life Yr Mo: 10 yr 0 mo Tyngsborough Water Wholesale Water Agree Tyngsborough Water Wholesale Water Agree Tyngsborough Water Wholesale Water Agree Tyngsborough Water Wholesale Water Agree | \$15,617.36 \$502.17 \$148.50 \$275.79 | \$0.00 \$0.00 \$0.00 \$0.00 | \$0.00 \$0.00 \$0.00 \$0.00 | \$15,617.36 \$502.17 \$148.50 \$275.79 | \$9,497.34 \$305.31 \$90.41 \$166.89 | \$1,561.20 \$50.22 \$14.82 \$27.78 | \$0.00 \$0.00 \$0.00 \$0.00 | \$0.00 \$0.00 \$0.00 \$0.00 | \$11,058.54 \$355.53 \$105.23 \$194.67 | | \$4,558.82 \$146.64 \$43.27 \$81.12 |
| Asset GL Acct #: 186215-2000-001 20000-018513 Subtotal: 186215-2000-001 | Life Yr Mo: 10 yr 0 mo PWW/PEU Cost of Service Study | \$9,200.00 | \$0.00 | \$0.00 | \$9,200.00 | \$5,675.10 | \$920.34 | \$0.00 | \$0.00 | \$6,595.44 | | \$2,604.56 |
| Asset GL Acct #: 186300-2000-001 20000-009362 186300-2000-001 | Life Yr Mo: 20 yr 0 mo Hi-Lo Well #4 Redevelopment 2010 - Pull | \$20,598.22 | \$0.00 | \$0.00 | \$20,598.22 | \$11,928.48 | \$1,029.66 | \$0.00 | \$0.00 | \$12,958.14 | | \$7,640.08 |
| Asset GL Acct #: 186451-2000-001 20000-014786 20000-014787 20000-014788 20000-014789 20000-014790 20000-014791 20000-014792 20000-014793 20000-015127 20000-015338 Subtotal: 186451-2000-001 | Life Yr Mo: 10 yr 0 mo Groundwater Monitoring - Pennichuck Broo Groundwater Monitoring - Pennichuck Broo Groundwater Monitoring - Pennichuck Broo Groundwater Monitoring - Pennichuck Broo Groundwater Monitoring - Pennichuck Broo Groundwater Monitoring - Pennichuck Broo Groundwater Monitoring - Pennichuck Broo Groundwater Monitoring - Pennichuck Broo Groundwater Monitoring - Pennichuck Broo Groundwater Monitoring - Pennichuck Broo Groundwater Monitoring - Pennichuck Broo | \$825.19 \$10,220.00 \$725.00 \$1,243.75 \$750.00 \$2,656.25 \$1,922.50 \$864.50 \$1,197.00 \$1,140.00 | \$0.00 \$0.00 \$0.00 \$0.00 \$0.00 \$0.00 \$0.00 \$0.00 \$0.00 \$0.00 | \$0.00 \$0.00 \$0.00 \$0.00 \$0.00 \$0.00 \$0.00 \$0.00 \$0.00 \$0.00 | \$825.19 \$10,220.00 \$725.00 \$1,243.75 \$750.00 \$2,656.25 \$1,922.50 \$864.50 \$1,197.00 \$1,140.00 | \$687.42 \$8,514.03 \$604.05 \$1,036.14 \$624.85 \$2,212.87 \$1,601.56 \$720.12 \$994.71 \$944.86 | \$82.50 \$1,021.56 \$72.43 \$124.32 \$74.94 \$265.50 \$192.18 \$86.45 \$121.86 \$116.87 | \$0.00 \$0.00 \$0.00 \$0.00 \$0.00 \$0.00 \$0.00 \$0.00 \$0.00 \$0.00 | \$0.00 \$0.00 \$0.00 \$0.00 \$0.00 \$0.00 \$0.00 \$0.00 \$0.00 \$0.00 | \$769.92 \$9,535.59 \$676.48 \$1,160.46 \$699.79 \$2,478.37 \$1,793.74 \$806.57 \$1,116.57 \$1,061.73 | | \$55.27 \$684.41 \$48.52 \$83.29 \$50.21 \$177.88 \$128.76 \$57.93 \$80.43 \$78.27 |
| Asset GL Acct #: 186452-2000-001 20000-014794 20000-014795 20000-014796 20000-014797 20000-014798 20000-014799 20000-014914 20000-015286 20000-015826 20000-015907 20000-015908 20000-016887 Subtotal: 186452-2000-001 | Life Yr Mo: 10 yr 0 mo Watershed - School Education Watershed - School Education Watershed - School Education Watershed - School Education Watershed - School Education Watershed - School Education Watershed - School Education Watershed - School Education Watershed - School Education Watershed - School Education Watershed - School Education Watershed - School Education | \$250.00 \$755.00 \$2,865.00 \$2,330.00 \$503.00 \$267.50 \$920.00 \$1,710.08 \$3,778.50 \$6,483.50 \$4,229.60 \$1,911.30 | \$0.00 \$0.00 \$0.00 \$0.00 \$0.00 \$0.00 \$0.00 \$0.00 \$0.00 \$0.00 \$0.00 \$0.00 | \$0.00 \$0.00 \$0.00 \$0.00 \$0.00 \$0.00 \$0.00 \$0.00 \$0.00 \$0.00 \$0.00 \$0.00 | \$250.00 \$755.00 \$2,865.00 \$2,330.00 \$503.00 \$267.50 \$920.00 \$1,710.08 \$3,778.50 \$6,483.50 \$4,229.60 \$1,911.30 | \$208.22 \$629.05 \$2,386.75 \$1,941.12 \$419.05 \$222.91 \$765.19 \$1,417.32 \$3,108.66 \$5,329.44 \$3,476.72 \$1,566.31 | \$25.02 \$75.42 \$286.38 \$232.86 \$50.28 \$26.70 \$92.70 \$175.32 \$401.10 \$695.22 \$453.54 \$206.58 | \$0.00 \$0.00 \$0.00 \$0.00 \$0.00 \$0.00 \$0.00 \$0.00 \$0.00 \$0.00 \$0.00 \$0.00 | \$0.00 \$0.00 \$0.00 \$0.00 \$0.00 \$0.00 \$0.00 \$0.00 \$0.00 \$0.00 \$0.00 \$0.00 | \$233.24 \$704.47 \$2,673.13 \$2,173.98 \$469.33 \$249.61 \$857.89 \$1,592.64 \$3,509.76 \$6,024.66 \$3,930.26 \$1,772.89 | | \$16.76 \$50.53 \$191.87 \$156.02 \$33.67 \$17.89 \$62.11 \$117.44 \$268.74 \$458.84 \$299.34 \$138.41 |
| Asset GL Acct #: 186453-2000-001 200-00005354 200-00005355 Subtotal: 186453-2000-001 | Life Yr Mo: 7 yr 0 mo Pennichuck Brook Safe Yield Evaluation Pennichuck Brook Safe Yield Evaluation | \$12,870.81 \$5,822.53 | \$0.00 \$0.00 | \$0.00 \$0.00 | \$12,870.81 \$5,822.53 | \$3,830.53 \$1,732.95 | \$1,838.70 \$831.78 | \$0.00 \$0.00 | \$0.00 \$0.00 | \$5,669.23 \$2,564.73 | | \$7,201.58 \$3,257.80 |
| Asset GL Acct #: 186454-2000-001 200-00005394 Subtotal: 186454-2000-001 | Life Yr Mo: 5 yr 0 mo Source Water Protection Study | \$11,000.00 | \$0.00 | \$0.00 | \$11,000.00 | \$4,583.28 | \$2,200.02 | \$0.00 | \$0.00 | \$6,783.30 | | \$4,216.70 |
| Asset GL Acct #: 186456-2000-001 200-00004404 200-00004847 Subtotal: 186456-2000-001 | Life Yr Mo: 10 yr 0 mo Harris and Bowers Vegetation Assessment Harris and Bowers Vegetation Assessment | \$5,405.00 \$4,140.00 | \$0.00 \$0.00 | \$0.00 \$0.00 | \$5,405.00 \$4,140.00 | \$1,486.32 \$1,070.70 | \$540.48 \$428.28 | \$0.00 \$0.00 | \$0.00 \$0.00 | \$2,026.80 \$1,498.98 | | \$3,378.20 \$2,641.02 |
| Asset GL Acct #: 186457-2000-001 200-00004445 200-00004446 200-00004549 200-00004996 200-00005189 Subtotal: 186457-2000-001 | Life Yr Mo: 10 yr 0 mo Dredging Infill and Feasibility Study Dredging Infill and Feasibility Study Dredging Infill and Feasibility Study Dredging Infill and Feasibility Study Dredging Study Grant | \$34,082.64 \$3,570.00 \$18,371.18 \$996.00 -\$17,500.00 | \$0.00 \$0.00 \$0.00 \$0.00 \$0.00 | \$0.00 \$0.00 \$0.00 \$0.00 \$0.00 | \$34,082.64 \$3,570.00 \$18,371.18 \$996.00 -\$17,500.00 | \$9,088.64 \$952.00 \$4,785.78 \$249.10 -\$4,144.77 | \$3,408.24 \$357.00 \$1,852.56 \$103.02 -\$1,842.12 | \$0.00 \$0.00 \$0.00 \$0.00 \$0.00 | \$0.00 \$0.00 \$0.00 \$0.00 \$0.00 | \$12,496.88 \$1,309.00 \$6,638.34 \$352.12 -\$5,986.89 | | \$21,585.76 \$2,261.00 \$11,732.84 \$643.88 -\$1,513.11 |

Pennichuck Water Works, Inc.
 Net Book Value [Amortization]
 For the Twelve Months Ended December 31, 2022
 Deferred Assets

Schedule 2
 Attachment D Support

| | | GAAP | | | | Maia | | | |
|----------------------------------|--|---------------------|---------------------|---------------|---------------------|----------------------|--------------------|---------------|---------------------|
| | | ASSET BALANCES | | | | AMORTIZATION EXPENSE | | | |
| | | 1/1/22 | | 12/31/22 | | 1/1/22 | | 12/31/22 | |
| Asset GL Acct #: 186458-2000-001 | Life Yr Mo: 10 yr 0 mo | | | | | | | | |
| 200-00008246 | Harris Pond LOD & Study | \$35,541.64 | \$0.00 | \$0.00 | \$35,541.64 | \$296.18 | \$3,554.16 | \$0.00 | \$3,850.34 |
| 200-00008247 | Harris Pond LOD & Study | \$25,534.60 | \$0.00 | \$0.00 | \$25,534.60 | \$212.79 | \$2,553.48 | \$0.00 | \$2,766.27 |
| 200-00008248 | Harris Pond LOD & Study | \$40,550.00 | \$0.00 | \$0.00 | \$40,550.00 | \$337.92 | \$4,055.04 | \$0.00 | \$4,392.96 |
| Subtotal: 186458-2000-001 | | \$101,626.24 | \$0.00 | \$0.00 | \$101,626.24 | \$846.89 | \$10,162.68 | \$0.00 | \$11,009.57 |
| Asset GL Acct #: 186459-2000-001 | Life Yr Mo: 10 yr 0 mo | | | | | | | | |
| 200-00008249 | Supply Pond LOD & Study | \$5,209.57 | \$0.00 | \$0.00 | \$5,209.57 | \$43.41 | \$520.92 | \$0.00 | \$564.33 |
| 200-00008250 | Supply Pond LOD & Study | \$15,788.30 | \$0.00 | \$0.00 | \$15,788.30 | \$131.57 | \$1,578.84 | \$0.00 | \$1,710.41 |
| 200-00008251 | Supply Pond LOD & Study | \$27,520.00 | \$0.00 | \$0.00 | \$27,520.00 | \$229.33 | \$2,751.96 | \$0.00 | \$2,981.29 |
| Subtotal: 186459-2000-001 | | \$48,517.87 | \$0.00 | \$0.00 | \$48,517.87 | \$404.31 | \$4,851.72 | \$0.00 | \$5,256.03 |
| Asset GL Acct #: 186465-2000-001 | Life Yr Mo: 10 yr 0 mo | | | | | | | | |
| 20000-014116 | Stormwater BMP Retrofit Evaluation | \$23,190.00 | \$0.00 | \$0.00 | \$23,190.00 | \$20,871.00 | \$2,319.00 | \$0.00 | \$23,190.00 |
| Subtotal: 186465-2000-001 | | \$23,190.00 | \$0.00 | \$0.00 | \$23,190.00 | \$20,871.00 | \$2,319.00 | \$0.00 | \$23,190.00 |
| Asset GL Acct #: 186466-2000-001 | Life Yr Mo: 10 yr 0 mo | | | | | | | | |
| 200-00004402 | Stormwater BMP Outreach | \$13,064.50 | \$0.00 | \$0.00 | \$13,064.50 | \$3,592.71 | \$1,306.44 | \$0.00 | \$4,899.15 |
| 200-00004403 | Stormwater BMP Outreach | \$3,965.00 | \$0.00 | \$0.00 | \$3,965.00 | \$1,090.32 | \$396.48 | \$0.00 | \$1,486.80 |
| Subtotal: 186466-2000-001 | | \$17,029.50 | \$0.00 | \$0.00 | \$17,029.50 | \$4,683.03 | \$1,702.92 | \$0.00 | \$6,385.95 |
| Asset GL Acct #: 186485-2000-001 | Life Yr Mo: 10 yr 0 mo | | | | | | | | |
| 20000-013952 | Watershed Monitoring - Sediment Depth Mo | \$26,168.56 | \$0.00 | \$0.00 | \$26,168.56 | \$23,762.23 | \$2,406.33 | \$0.00 | \$26,168.56 |
| 20000-014800 | Watershed Monitoring - Sediment Depth Mo | \$1,619.00 | \$0.00 | \$0.00 | \$1,619.00 | \$1,458.09 | \$160.91 | \$0.00 | \$1,619.00 |
| 20000-014801 | Watershed Monitoring - Sediment Depth Mo | \$2,467.61 | \$0.00 | \$0.00 | \$2,467.61 | \$2,222.30 | \$245.31 | \$0.00 | \$2,467.61 |
| 20000-014802 | Watershed Monitoring - Sediment Depth Mo | \$5,471.00 | \$0.00 | \$0.00 | \$5,471.00 | \$4,927.11 | \$543.89 | \$0.00 | \$5,471.00 |
| 20000-014803 | Watershed Monitoring - Sediment Depth Mo | \$2,234.50 | \$0.00 | \$0.00 | \$2,234.50 | \$2,012.32 | \$222.18 | \$0.00 | \$2,234.50 |
| 20000-014804 | Watershed Monitoring - Sediment Depth Mo | \$1,927.50 | \$0.00 | \$0.00 | \$1,927.50 | \$1,735.90 | \$191.60 | \$0.00 | \$1,927.50 |
| Subtotal: 186485-2000-001 | | \$39,888.17 | \$0.00 | \$0.00 | \$39,888.17 | \$36,117.95 | \$3,770.22 | \$0.00 | \$39,888.17 |
| Asset GL Acct #: 186490-2000-001 | Life Yr Mo: 10 yr 0 mo | | | | | | | | |
| 20000-014907 | Watershed - Roof Leader Education | \$707.50 | \$0.00 | \$0.00 | \$707.50 | \$583.71 | \$70.74 | \$0.00 | \$654.45 |
| 20000-014908 | Watershed - Roof Leader Education | \$487.50 | \$0.00 | \$0.00 | \$487.50 | \$402.14 | \$48.78 | \$0.00 | \$450.92 |
| 20000-014909 | Watershed - Roof Leader Education | \$4,577.50 | \$0.00 | \$0.00 | \$4,577.50 | \$3,776.46 | \$457.74 | \$0.00 | \$4,234.20 |
| 20000-014910 | Watershed - Roof Leader Education | \$3,095.00 | \$0.00 | \$0.00 | \$3,095.00 | \$2,553.31 | \$309.54 | \$0.00 | \$2,862.85 |
| 20000-014911 | Watershed - Roof Leader Education | \$1,385.00 | \$0.00 | \$0.00 | \$1,385.00 | \$1,142.56 | \$138.54 | \$0.00 | \$1,281.10 |
| 20000-014912 | Watershed - Roof Leader Education | \$3,250.00 | \$0.00 | \$0.00 | \$3,250.00 | \$2,681.22 | \$325.02 | \$0.00 | \$3,006.24 |
| 20000-014913 | Watershed - Roof Leader Education | \$300.00 | \$0.00 | \$0.00 | \$300.00 | \$247.50 | \$30.00 | \$0.00 | \$277.50 |
| 20000-015183 | Watershed - Roof Leader Education | \$823.00 | \$0.00 | \$0.00 | \$823.00 | \$677.79 | \$82.98 | \$0.00 | \$760.77 |
| 20000-015287 | Watershed - Roof Leader Education | \$300.00 | \$0.00 | \$0.00 | \$300.00 | \$246.56 | \$30.54 | \$0.00 | \$277.10 |
| 20000-015648 | Watershed - Roof Leader Education | \$1,872.50 | \$0.00 | \$0.00 | \$1,872.50 | \$1,533.46 | \$193.74 | \$0.00 | \$1,727.20 |
| Subtotal: 186490-2000-001 | | \$16,798.00 | \$0.00 | \$0.00 | \$16,798.00 | \$13,844.71 | \$1,687.62 | \$0.00 | \$15,532.33 |
| Asset GL Acct #: 186510-2000-001 | Life Yr Mo: 10 yr 0 mo | | | | | | | | |
| 20000-013777 | Watershed Restoration Plan Update | \$19,137.50 | \$0.00 | \$0.00 | \$19,137.50 | \$17,548.33 | \$1,589.17 | \$0.00 | \$19,137.50 |
| 20000-013782 | Watershed Restoration Plan Update | \$41,237.50 | \$0.00 | \$0.00 | \$41,237.50 | \$37,813.10 | \$3,424.40 | \$0.00 | \$41,237.50 |
| 20000-014805 | Watershed Restoration Plan Update | \$3,115.00 | \$0.00 | \$0.00 | \$3,115.00 | \$2,829.79 | \$285.21 | \$0.00 | \$3,115.00 |
| 20000-014806 | Watershed Restoration Plan Update | \$275.00 | \$0.00 | \$0.00 | \$275.00 | \$249.85 | \$25.15 | \$0.00 | \$275.00 |
| 20000-014807 | Watershed Restoration Plan Update | \$652.50 | \$0.00 | \$0.00 | \$652.50 | \$592.78 | \$59.72 | \$0.00 | \$652.50 |
| 20000-014808 | Watershed Restoration Plan Update | \$750.00 | \$0.00 | \$0.00 | \$750.00 | \$681.30 | \$68.70 | \$0.00 | \$750.00 |
| 20000-014809 | Watershed Restoration Plan Update | \$834.00 | \$0.00 | \$0.00 | \$834.00 | \$757.64 | \$76.36 | \$0.00 | \$834.00 |
| 20000-015285 | Watershed Restoration Plan Update | \$1,025.00 | \$0.00 | \$0.00 | \$1,025.00 | \$928.52 | \$96.48 | \$0.00 | \$1,025.00 |
| 20000-015647 | Watershed Restoration Plan Update | \$2,182.10 | \$0.00 | \$0.00 | \$2,182.10 | \$1,974.98 | \$207.12 | \$0.00 | \$2,182.10 |
| 25.2 | Watershed Restoration Plan Update | \$2,678.60 | \$0.00 | \$0.00 | \$2,678.60 | \$2,455.33 | \$223.27 | \$0.00 | \$2,678.60 |
| 200-00004508 | Watershed Restoration Plan Update | \$4,138.85 | \$0.00 | \$0.00 | \$4,138.85 | \$2,068.16 | \$775.56 | \$0.00 | \$2,843.72 |
| Subtotal: 186510-2000-001 | | \$76,026.05 | \$0.00 | \$0.00 | \$76,026.05 | \$67,899.78 | \$6,831.14 | \$0.00 | \$74,730.92 |
| Asset GL Acct #: 186520-2000-001 | Life Yr Mo: 10 yr 0 mo | | | | | | | | |
| 20000-015477 | Feasibility Study - Street Sweeping/Cate | \$2,352.50 | \$0.00 | \$0.00 | \$2,352.50 | \$1,881.98 | \$235.26 | \$0.00 | \$2,117.24 |
| 20000-015478 | Feasibility Study - Street Sweeping/Cate | \$1,742.50 | \$0.00 | \$0.00 | \$1,742.50 | \$1,393.94 | \$174.26 | \$0.00 | \$1,568.20 |
| 20000-015479 | Feasibility Study - Street Sweeping/Cate | \$3,512.50 | \$0.00 | \$0.00 | \$3,512.50 | \$2,809.94 | \$351.26 | \$0.00 | \$3,161.20 |
| 20000-015480 | Feasibility Study - Street Sweeping/Cate | \$7,965.00 | \$0.00 | \$0.00 | \$7,965.00 | \$6,372.00 | \$796.50 | \$0.00 | \$7,168.50 |
| 20000-015481 | Feasibility Study - Street Sweeping/Cate | \$6,150.00 | \$0.00 | \$0.00 | \$6,150.00 | \$4,920.00 | \$615.00 | \$0.00 | \$5,535.00 |
| 20000-015482 | Feasibility Study - Street Sweeping/Cate | \$8,562.00 | \$0.00 | \$0.00 | \$8,562.00 | \$6,849.60 | \$856.20 | \$0.00 | \$7,705.80 |
| 20000-015483 | Feasibility Study - Street Sweeping/Cate | \$4,264.00 | \$0.00 | \$0.00 | \$4,264.00 | \$3,411.16 | \$426.42 | \$0.00 | \$3,837.58 |
| 20000-015484 | Feasibility Study - Street Sweeping/Cate | \$1,942.00 | \$0.00 | \$0.00 | \$1,942.00 | \$1,553.56 | \$194.22 | \$0.00 | \$1,747.78 |
| 20000-015485 | Feasibility Study - Street Sweeping/Cate | \$815.00 | \$0.00 | \$0.00 | \$815.00 | \$651.92 | \$81.54 | \$0.00 | \$733.46 |
| Subtotal: 186520-2000-001 | | \$37,305.50 | \$0.00 | \$0.00 | \$37,305.50 | \$29,844.10 | \$3,730.66 | \$0.00 | \$33,574.76 |
| Asset GL Acct #: 186530-2000-001 | Life Yr Mo: 10 yr 0 mo | | | | | | | | |
| 20000-018393 | K-M Natural Gas Impact | \$17,516.64 | \$0.00 | \$0.00 | \$17,516.64 | \$10,947.77 | \$1,751.70 | \$0.00 | \$12,699.47 |
| Subtotal: 186530-2000-001 | | \$17,516.64 | \$0.00 | \$0.00 | \$17,516.64 | \$10,947.77 | \$1,751.70 | \$0.00 | \$12,699.47 |
| Asset GL Acct #: 186560-2000-001 | Life Yr Mo: 7 yr 0 mo | | | | | | | | |
| 200-00009616 | Engineering Studies - Chemical | \$0.00 | \$113,182.03 | \$0.00 | \$113,182.03 | \$0.00 | \$0.00 | \$0.00 | \$113,182.03 |
| Subtotal: 186560-2000-001 | | \$0.00 | \$113,182.03 | \$0.00 | \$113,182.03 | \$0.00 | \$0.00 | \$0.00 | \$113,182.03 |
| Asset GL Acct #: 186600-2000-001 | Life Yr Mo: 10 yr 0 mo | | | | | | | | |
| 20000-015453 | Asset Management Assessment Study | \$1,419.21 | \$0.00 | \$0.00 | \$1,419.21 | \$1,135.41 | \$141.90 | \$0.00 | \$1,277.31 |
| 20000-015454 | Asset Management Assessment Study | \$1,703.05 | \$0.00 | \$0.00 | \$1,703.05 | \$1,362.37 | \$170.34 | \$0.00 | \$1,532.71 |
| 20000-015455 | Asset Management Assessment Study | \$425.76 | \$0.00 | \$0.00 | \$425.76 | \$340.68 | \$42.54 | \$0.00 | \$383.22 |

Pennichuck Water Works, Inc.
Contributions In Aid of Construction
For the Twelve Months Ended December, 2018-2022

Schedule 2C

| | 2018 | 2019 | 2020 | 2021 | 2022 |
|---|---------------------|--------------------|---------------------|---------------------|---------------------|
| 271200 CONTRIBUTIONS IN AID OF CONST | 53,191,461 | 57,250,795 | 60,657,200 | 62,643,255 | 64,141,274 |
| 271201 CIAC: BON TERRAIN | 959,061 | 959,061 | 959,061 | 959,061 | 959,061 |
| 271201 CIAC-WATER FILTRATION GRANT | 398,350 | 398,350 | 398,350 | 398,350 | 398,350 |
| 271202 CIAC: TAYLOR FALLS BOOSTER STA | 150,000 | 150,000 | 150,000 | 150,000 | 150,000 |
| 271204 CIAC: MAPLE HILLS GRANT | 72,531 | 82,388 | 92,245 | 102,102 | 111,958 |
| 271205 CIAC: TOWN OF AMHERST | 43,000 | 43,000 | 43,000 | 43,000 | 43,000 |
| 271205 CIAC: BIRCH HILLS GRANT | 101,618 | 119,367 | 137,117 | 145,991 | 145,991 |
| 271206 CIAC: LOCKE LAKE GRANT | 13,899 | 15,716 | 17,489 | 19,215 | 20,887 |
| 271207 DRINKING WATER GRANT FUNDS | 600,000 | 600,000 | 600,000 | 600,000 | 600,000 |
| 271210 CIAC: MAST ROAD | 8,500 | 8,500 | 8,500 | 8,500 | 8,500 |
| 271220 CIAC: LITTLE POND MAINS | 148,435 | 148,435 | 148,435 | 148,435 | 148,435 |
| 271225 CIAC: PWDRHILL/DUNLAP WDS TANK | 55,080 | 55,080 | 55,080 | 55,080 | 55,080 |
| 271230 CIAC: URBAN RUNOFF | 62,600 | 62,600 | 62,600 | 62,600 | 62,600 |
| 271240 CIAC-NEW SERVICES:ENGLISH WOOD | 7,611 | 7,611 | 7,611 | 7,611 | 7,611 |
| 271250 CIAC: SAFE WATER DRINKING ACT | 55,366 | 55,366 | 55,366 | 55,366 | 55,366 |
| 271250 CIAC: LONDONDERRY/MWW CONN | 603,000 | 603,000 | 603,000 | 603,000 | 603,000 |
| 271260 CIAC: AUTUMN WOODS BOOSTER STA | 82,592 | 82,592 | 82,592 | 82,592 | 82,592 |
| 271270 CIAC: CHERRY LANE WELL | 35,000 | 35,000 | 35,000 | 35,000 | 35,000 |
| 271275 CIAC: MANCHESTER INTERCONNECT | 422,612 | 422,612 | 422,612 | 422,612 | 422,612 |
| 271300 CIAC: SEASON LANE, LONDONDERRY | 15,400 | 15,400 | 15,400 | 15,400 | 15,400 |
| 271302 CIAC: PELHAM | 84,300 | 84,300 | 84,300 | 84,300 | 84,300 |
| 271303 CIAC: LITCHFIELD | 150,368 | 150,368 | 150,368 | 150,368 | 150,368 |
| 271304 CIAC: BOW | 19,200 | 19,200 | 19,200 | 19,200 | 19,200 |
| 271305 CIAC: LAKEVIEW FARMS - WINDHAM | 46,000 | 46,000 | 46,000 | 46,000 | 46,000 |
| 271310 CIAC - MAPLEWOOD | 252,351 | 264,139 | 269,612 | 278,874 | 283,084 |
| 271320 CIAC - LAUREL WOODS | 242,349 | 242,349 | 242,349 | 242,349 | 242,349 |
| 271325 CIAC: MEADOWBROOK PUMP STATION | 18,900 | 18,900 | 18,900 | 18,900 | 18,900 |
| 271350 CIAC: OAKWOOD | 36,000 | 36,000 | 36,000 | 36,000 | 36,000 |
| 271360 CIAC: SMYTHE WOODS-HOOKSETT | 20,690 | 20,690 | 20,690 | 20,690 | 20,690 |
| 271370 CIAC: W&E | 32,805 | 32,805 | 32,805 | 32,805 | 32,805 |
| 271380 CIAC: FLETCHERS CORNER:ARSENIC | 68,650 | 68,650 | 68,650 | 68,650 | 68,650 |
| 271400 CONTR IN AID OF CONST-DEV INST | 2,348,456 | 2,348,456 | 6,885,082 | 4,620,626 | 6,885,082 |
| 271550 CIAC: AUTUMN WOODS | 189,755 | 189,755 | 189,755 | 189,755 | 189,755 |
| 252001 CUST ADV FOR CONST: MVD INTER | 84,000 | 84,000 | 84,000 | 84,000 | 84,000 |
| TOTAL CIAC | 60,619,938 | 60,535,938 | 72,698,367 | 72,449,685 | 76,227,899 |
| 272101 RESERVE FOR AMORT OF CIAC:PWV | (13,111,589) | (6,597,936) | (16,078,126) | (17,372,681) | (18,837,888) |
| TOTAL RESERVE FOR AMORT OF CIAC | (13,111,589) | (6,597,936) | (16,078,126) | (17,372,681) | (18,837,888) |
| TOTAL OF CIAC & RESERVE FOR CIAC | 47,508,349 | 53,938,002 | 56,620,241 | 55,077,004 | 57,390,011 |

Pennichuck Water Works, Inc.
Computation of Thirteen Month Average Balance
For The Thirteen Months Ended December 31, 2022

Schedule 3B
By Account Name

| Description | Dec-21 | Jan-22 | Feb-22 | Mar-22 | Apr-22 | May-22 | Jun-22 | Jul-22 | Aug-22 | Sep-22 | Oct-22 | Nov-22 | Dec-22 | Average |
|------------------------------|--------------------|--------------------|--------------------|--------------------|--------------------|--------------------|--------------------|--------------------|--------------------|--------------------|--------------------|--------------------|--------------------|--------------------|
| Plant in Service | 331,196,700 | 331,280,404 | 331,390,004 | 331,615,783 | 331,596,574 | 330,774,064 | 329,864,936 | 330,777,360 | 331,013,573 | 331,506,213 | 332,270,410 | 333,472,193 | 335,783,319 | 331,733,964 |
| Accum Deprec | 111,095,239 | 111,776,534 | 112,457,495 | 113,056,346 | 113,692,638 | 113,544,436 | 113,690,542 | 114,359,333 | 115,028,626 | 115,451,580 | 116,116,237 | 116,799,642 | 116,976,764 | 114,157,339 |
| Accum Deprec: Loss | 9,753,106 | 9,748,240 | 9,748,240 | 9,786,048 | 9,844,757 | 10,036,369 | 10,634,668 | 10,634,668 | 10,631,070 | 10,712,461 | 10,718,345 | 10,717,217 | 11,344,388 | 10,331,506 |
| Accum Deprec: COR | 9,196,708 | 9,197,561 | 9,199,896 | 9,207,439 | 9,209,195 | 9,213,340 | 9,215,731 | 9,277,786 | 9,282,998 | 9,331,266 | 9,411,279 | 9,532,480 | 9,906,847 | 9,321,733 |
| Theoretical Reserve | 3,531,600 | 3,531,600 | 3,531,600 | 3,531,600 | 3,531,600 | 3,531,600 | 3,531,600 | 3,531,600 | 3,531,600 | 3,531,600 | 3,531,600 | 3,531,600 | 3,531,600 | 3,531,600 |
| Acquistion Adjustment | 10,584,529 | 10,584,529 | 10,584,529 | 10,584,529 | 10,584,529 | 10,584,529 | 10,584,291 | 10,584,291 | 10,584,291 | 10,584,291 | 10,584,291 | 10,584,291 | 10,579,803 | 10,584,056 |
| Accum Amort Acq Adj | 5,678,096 | 5,696,547 | 5,714,998 | 5,733,449 | 5,751,900 | 5,770,351 | 5,788,802 | 5,807,253 | 5,825,704 | 5,843,979 | 5,862,248 | 5,880,517 | 5,898,786 | 5,788,664 |
| CIAC | 74,830,536 | 74,871,050 | 74,931,564 | 74,970,393 | 74,998,846 | 75,024,292 | 75,091,224 | 75,177,560 | 75,272,281 | 75,415,883 | 75,429,589 | 75,500,950 | 76,227,899 | 75,210,928 |
| Reserve of CIAC Amort | 17,444,042 | 17,559,347 | 17,674,692 | 17,790,090 | 17,905,516 | 18,020,980 | 18,136,562 | 18,252,067 | 18,367,744 | 18,483,736 | 18,599,764 | 18,715,707 | 18,837,888 | 18,137,549 |
| Rate Stabilization Fund | 6,190,047 | 3,407,134 | 3,430,091 | 3,688,192 | 3,878,831 | 4,237,456 | 4,888,630 | 6,660,061 | 7,239,617 | 6,775,423 | 8,566,832 | 6,383,808 | 3,992,234 | 5,333,720 |
| O&M Allowance | 2,259,472 | 1,975,783 | 1,881,667 | 1,721,276 | 1,911,781 | 1,999,084 | 2,242,717 | 2,203,658 | 2,133,094 | 2,122,393 | 2,290,078 | 2,054,703 | 2,099,013 | 2,068,825 |
| Materials & Supplies | 731,075 | 768,081 | 890,137 | 865,110 | 978,192 | 943,424 | 915,105 | 905,294 | 895,813 | 847,621 | 922,424 | 1,035,678 | 989,109 | 899,005 |
| Prepaid expenses | 480,918 | 473,020 | 688,508 | 849,251 | 911,145 | 974,850 | 1,038,682 | 969,198 | 1,031,265 | 1,063,759 | 790,508 | 950,221 | 893,343 | 854,974 |
| Prepaid Property Taxes | 774,497 | 459,410 | 81,390 | (337,219) | (418,609) | (830,190) | 1,043,012 | 582,935 | 122,858 | (0) | (460,077) | (100,566) | 1,056,518 | 151,843 |
| Prepaid Income Taxes | - | - | - | - | - | - | - | - | - | - | - | - | - | - |
| Other & Def Charges | 81,343,873 | 81,092,163 | 80,827,020 | 80,600,579 | 80,342,269 | 80,090,871 | 79,836,938 | 79,578,674 | 79,313,642 | 79,046,916 | 78,786,582 | 78,523,253 | 70,698,122 | 79,236,992 |
| Less: Clearing Account | (28,210) | (28,240) | (27,576) | (28,240) | (28,240) | (28,240) | (28,240) | (28,240) | (28,240) | (28,240) | (30,341) | (30,341) | (32,354) | (28,827) |
| Cust Advance | 84,000 | 84,000 | 84,000 | 84,000 | 84,000 | 84,000 | 84,000 | 84,000 | 84,000 | 84,000 | 84,000 | 84,000 | 84,000 | 84,000 |
| Customer deposits & other | 272,166 | 261,136 | 257,289 | 264,489 | 258,131 | 332,306 | 371,292 | 488,061 | 496,581 | 520,331 | 511,195 | 549,079 | 531,163 | 393,325 |
| Deferred Income Tax | 22,596,557 | 22,596,557 | 22,596,557 | 22,596,557 | 22,596,557 | 22,596,557 | 22,596,557 | 22,596,557 | 22,596,557 | 22,596,557 | 22,596,557 | 22,596,557 | 23,698,887 | 22,681,352 |
| Deferred Tax Liability | 246,109 | 246,109 | 246,109 | 246,109 | 246,109 | 246,109 | 246,109 | 246,109 | 246,109 | 246,109 | 246,109 | 246,109 | 246,109 | 246,109 |
| Unamortized ITC | 371,490 | 368,737 | 365,984 | 363,231 | 360,478 | 357,725 | 354,972 | 352,219 | 349,466 | 346,713 | 343,960 | 341,207 | 338,454 | 354,972 |
| Deferred Rental Credits | 23,680 | 21,537 | 19,393 | 17,250 | 17,250 | 17,250 | 17,250 | 17,250 | 17,250 | 17,250 | 17,250 | 17,250 | 17,250 | 18,239 |
| | 248,504,037 | 244,407,340 | 243,542,897 | 242,896,934 | 242,632,853 | 242,003,235 | 244,129,385 | 245,303,415 | 244,742,057 | 244,030,893 | 245,391,145 | 244,008,066 | 236,363,193 | 243,688,882 |
| MARA | - | - | - | - | - | - | - | - | - | - | - | - | - | - |
| MARA | 68,871,330 | 68,683,996 | 68,490,986 | 68,297,976 | 68,104,965 | 67,911,955 | 67,718,945 | 67,525,935 | 67,332,925 | 67,139,915 | 66,946,904 | 66,753,894 | 66,560,884 | 67,718,508 |
| Total MARA | 68,871,330 | 68,683,996 | 68,490,986 | 68,297,976 | 68,104,965 | 67,911,955 | 67,718,945 | 67,525,935 | 67,332,925 | 67,139,915 | 66,946,904 | 66,753,894 | 66,560,884 | 67,718,508 |
| Green Hills | (15,984.62) | (15,501.36) | (15,018.10) | (14,534.84) | (14,051.59) | (13,568.32) | (13,085.06) | (12,601.80) | (12,118.54) | (11,635.28) | (11,152.02) | (10,668.76) | (10,185.50) | (13,085) |
| Catamount RD | (37,426.45) | (37,307.26) | (37,188.07) | (37,068.88) | (36,949.69) | (36,830.50) | (36,711.31) | (36,592.12) | (36,472.93) | (36,353.74) | (36,234.55) | (36,115.36) | (35,996.17) | (36,711) |
| Ashley Commons | (104,498) | (103,556) | (102,615) | (101,674) | (100,732) | (99,791) | (98,849) | (97,908) | (96,967) | (96,025) | (95,084) | (94,142) | (93,201) | (98,849) |
| Locke Lake | (31,332) | (31,019) | (30,705) | (30,392) | (30,079) | (29,765) | (29,452) | (29,139) | (28,825) | (28,512) | (28,199) | (27,885) | (27,572) | (29,452) |
| French Hill | (339,958) | (337,238) | (334,518) | (331,799) | (329,079) | (326,359) | (323,640) | (320,920) | (318,200) | (315,481) | (312,761) | (310,041) | (307,322) | (323,640) |
| Locke Lake 2011 | (68,285) | (67,783) | (67,281) | (66,778) | (66,276) | (65,774) | (65,272) | (64,770) | (64,268) | (63,766) | (63,264) | (62,762) | (62,260) | (65,272) |
| Armory - South Nashua | (74,686) | (74,058) | (73,430) | (72,803) | (72,175) | (71,548) | (70,920) | (70,292) | (69,665) | (69,037) | (68,409) | (67,782) | (67,154) | (70,920) |
| Liberty Tree | (92,553) | (91,967) | (91,381) | (90,795) | (90,210) | (89,624) | (89,038) | (88,452) | (87,866) | (87,281) | (86,695) | (86,109) | (85,523) | (89,038) |
| Glenn Ridge | (26,038) | (25,833) | (25,628) | (25,423) | (25,218) | (25,013) | (24,808) | (24,603) | (24,398) | (24,193) | (23,988) | (23,783) | (23,578) | (24,808) |
| Locke Lake 2012 | - | - | - | - | - | - | - | - | - | - | - | - | - | - |
| Amherst Street | (246,463) | (245,683) | (244,903) | (244,123) | (243,343) | (242,563) | (241,783) | (241,003) | (240,223) | (239,443) | (238,663) | (237,883) | (237,103) | (241,783) |
| Brady Ave | (57,619) | (57,444) | (57,269) | (57,095) | (56,920) | (56,746) | (56,571) | (56,396) | (56,222) | (56,047) | (55,873) | (55,698) | (55,523) | (56,571) |
| Locke Lake Georgetown | (204,773) | (204,200) | (203,626) | (203,052) | (202,479) | (201,905) | (201,332) | (200,758) | (200,184) | (199,611) | (199,037) | (198,464) | (197,890) | (201,332) |
| Locke Lake Airstrip Well | (105,822) | (105,525) | (105,229) | (104,932) | (104,636) | (104,339) | (104,043) | (103,747) | (103,450) | (103,154) | (102,857) | (102,561) | (102,264) | (104,043) |
| Locke Lake Surface Water | (365,905) | (364,880) | (363,856) | (362,831) | (361,806) | (360,781) | (359,756) | (358,731) | (357,706) | (356,681) | (355,656) | (354,631) | (353,606) | (359,756) |
| Total Forgivable Debt | (1,771,341) | (1,761,994) | (1,752,647) | (1,743,300) | (1,733,953) | (1,724,606) | (1,715,259) | (1,705,913) | (1,696,566) | (1,687,219) | (1,677,872) | (1,668,525) | (1,659,178) | (1,715,260) |

Pennichuck Water Works, Inc.
 Computation of Thirteen Month Average Balance
 For The Thirteen Months Ended December 31, 2022

Schedule 3C

| Description | Dec-21 | Jan-22 | Feb-22 | Mar-22 | Apr-22 | May-22 | Jun-22 | Jul-22 | Aug-22 | Sep-22 | Oct-22 | Nov-22 | Dec-22 | Average |
|--------------------------------|--------------------|--------------------|--------------------|--------------------|--------------------|--------------------|--------------------|--------------------|--------------------|--------------------|--------------------|--------------------|--------------------|--------------------|
| Unfunded FAS 106 Costs: | | | | | | | | | | | | | | |
| EARLY RETIREE LIABILITY-HEALTH | - | - | - | - | - | - | - | - | - | - | - | - | - | - |
| POST-65 HEALTH LIABILITY | (5,443,132) | (5,464,036) | (5,484,939) | (5,505,319) | (5,525,960) | (5,546,602) | (5,567,243) | (5,587,623) | (5,608,002) | (5,628,382) | (5,648,761) | (5,669,141) | (3,877,574) | (5,427,439) |
| VEBA TRUST - UNION | 572,953 | 572,953 | 572,953 | 572,953 | 572,953 | 572,953 | 572,953 | 572,953 | 572,953 | 572,953 | 572,953 | 572,953 | 354,362 | 556,139 |
| VEBA TRUST - NON-UNION | 121,780 | 121,780 | 121,780 | 121,780 | 121,780 | 121,780 | 121,780 | 121,780 | 121,780 | 121,780 | 121,780 | 121,780 | 121,929 | 121,792 |
| Unfunded FAS 106 Costs: | (4,748,398) | (4,769,302) | (4,790,205) | (4,810,585) | (4,831,226) | (4,851,868) | (4,872,509) | (4,892,889) | (4,913,268) | (4,933,648) | (4,954,027) | (4,974,407) | (3,401,284) | (4,749,508) |
| Unfunded FAS 158 Costs: | | | | | | | | | | | | | | |
| DEFERRED ASSET: PENSION | 8,453,564 | 8,417,857 | 8,382,151 | 8,346,444 | 8,310,737 | 8,275,031 | 8,239,324 | 8,203,617 | 8,167,911 | 8,132,204 | 8,096,497 | 8,060,791 | 2,024,671 | 7,777,754 |
| DEFERRED ASSET:POST 65 HEALTH | 1,106,098 | 1,102,409 | 1,098,719 | 1,095,030 | 1,091,340 | 1,087,651 | 1,083,961 | 1,080,272 | 1,076,582 | 1,072,893 | 1,069,203 | 1,065,514 | (645,748) | 952,609 |
| DEF ASSET:EARLY RETIRE HEALTH | - | - | - | - | - | - | - | - | - | - | - | - | - | - |
| DEFERRED ASSET - SERP | 840,805 | 840,805 | 840,805 | 838,814 | 838,814 | 838,814 | 836,777 | 836,777 | 836,777 | 834,696 | 834,696 | 834,696 | 865,524 | 839,908 |
| ACCRUED LIAB PENSION-SHORT TRM | - | - | - | - | - | - | - | - | - | - | - | - | - | - |
| ACCURED LIABILITY: PENSION | (12,158,919) | (12,132,405) | (12,230,891) | (12,329,377) | (12,302,863) | (12,401,349) | (12,499,835) | (12,473,322) | (12,571,808) | (12,670,294) | (12,643,780) | (12,742,266) | (6,177,033) | (11,948,780) |
| EARLY RETIREE LIAB-HEALTH - ST | - | - | - | - | - | - | - | - | - | - | - | - | - | - |
| POST-65 HEALTH LIABILITY - ST | - | - | - | - | - | - | - | - | - | - | - | - | - | - |
| ACC LIAB: SUP EXEC RETIRE PLAN | (236,769) | (229,551) | (224,137) | (231,740) | (224,127) | (216,381) | (231,443) | (223,697) | (215,952) | (228,150) | (220,404) | (212,659) | (230,391) | (225,031) |
| Unfunded FAS 158 Costs: | (1,995,221) | (2,000,885) | (2,133,354) | (2,280,830) | (2,286,098) | (2,416,235) | (2,571,216) | (2,576,353) | (2,706,490) | (2,858,651) | (2,863,788) | (2,993,925) | (4,162,977) | (2,603,540) |

**Pennichuck Water Works, Inc.
2021 Miscellaneous Fees**

| PWW | | | | | | |
|------------------------------|---------------|----------------------|-----------------------------|-------------------|-------------------------------|---------------------|
| Misc Charge Description | 2021 Quantity | 2021 Misc Fee | Total Amount Billed in 2021 | Requests 2022 Fee | Projected Revenues at new Fee | Additional Revenues |
| Return Item Fee | 261 | \$ 15.00 | \$ 3,915.00 | \$ 18.00 | \$ 4,698.00 | \$ 783.00 |
| Water Off After Hours | 9 | \$ 63.00 | \$ 567.00 | \$ 95.00 | \$ 855.00 | \$ 288.00 |
| Water Off Regular Hours | 172 | \$ 46.00 | \$ 7,912.00 | \$ 67.00 | \$ 11,524.00 | \$ 3,612.00 |
| Water On After Hours | 3 | \$ 63.00 | \$ 189.00 | \$ 95.00 | \$ 285.00 | \$ 96.00 |
| Water On Regular Hours | 135 | \$ 46.00 | \$ 6,210.00 | \$ 67.00 | \$ 9,045.00 | \$ 2,835.00 |
| Water On/Off After Hours | 18 | \$ 63.00 | \$ 1,134.00 | \$ 95.00 | \$ 1,710.00 | \$ 576.00 |
| Water On/Off Regular Hours | 66 | \$ 46.00 | \$ 3,036.00 | \$ 67.00 | \$ 4,422.00 | \$ 1,386.00 |
| Collection Fee After Hours | 24 | \$ 63.00 | \$ 1,512.00 | \$ 63.00 | \$ 1,512.00 | \$ - |
| Collection Fee Regular Hours | 316 | \$ 46.00 | \$ 14,536.00 | \$ 46.00 | \$ 14,536.00 | \$ - |
| Property Transfer Fee | 2,222 | \$ 20.00 | \$ 44,440.00 | \$ 30.00 | \$ 66,660.00 | \$ 22,220.00 |
| Inspection of Services | 212 | \$ 160.00 | \$ 33,920.00 | \$ 230.00 | \$ 48,760.00 | \$ 14,840.00 |
| New Service Applications | 238 | \$ 20.00 | \$ 4,760.00 | \$ 108.00 | \$ 25,704.00 | \$ 20,944.00 |
| Main Extension footage | 2,530 | \$ 3.00 | \$ 7,590.00 | \$ 3.44 | \$ 8,703.20 | \$ 1,113.20 |
| Totals - | | \$ 129,721.00 | | | \$ 198,414.20 | |

Projected increase in Misc Fees based on 2021 activity - \$ 68,693.20

**Pennichuck East Utility, Inc.
2022 Miscellaneous Fees**

| PEU | | | | | | |
|------------------------------|---------------|---------------|------------------------------|--------------------|-------------------------------|---------------------|
| Misc Charge Description | 2022 Quantity | 2022 Misc Fee | Total Fees Collected in 2022 | Requested 2023 Fee | Projected Revenues at new Fee | Additional Revenues |
| Return Item Fee | 443 | \$ 15.00 | \$ 6,645.00 | \$ 18.00 | \$ 7,974.00 | \$ 1,329.00 |
| Water Off After Hours | 11 | \$ 63.00 | \$ 693.00 | \$ 95.00 | \$ 1,045.00 | \$ 352.00 |
| Water Off Regular Hours | 163 | \$ 46.00 | \$ 7,498.00 | \$ 67.00 | \$ 10,921.00 | \$ 3,423.00 |
| Water On After Hours | - | \$ 63.00 | \$ - | \$ 95.00 | \$ - | \$ - |
| Water On Regular Hours | 123 | \$ 46.00 | \$ 5,658.00 | \$ 67.00 | \$ 8,241.00 | \$ 2,583.00 |
| Water On/Off After Hours | 6 | \$ 63.00 | \$ 378.00 | \$ 95.00 | \$ 570.00 | \$ 192.00 |
| Water On/Off Regular Hours | 96 | \$ 46.00 | \$ 4,416.00 | \$ 67.00 | \$ 6,432.00 | \$ 2,016.00 |
| Collection Fee After Hours | 38 | \$ 63.00 | \$ 2,394.00 | \$ 63.00 | \$ 2,394.00 | \$ - |
| Collection Fee Regular Hours | 241 | \$ 46.00 | \$ 11,086.00 | \$ 46.00 | \$ 11,086.00 | \$ - |
| Property Transfer Fee | 1,930 | \$ 20.00 | \$ 38,600.00 | \$ 30.00 | \$ 57,900.00 | \$ 19,300.00 |
| Inspection of Services | 131 | \$ 160.00 | \$ 20,960.00 | \$ 230.00 | \$ 30,130.00 | \$ 9,170.00 |
| New Service Applications | 184 | \$ 20.00 | \$ 3,680.00 | \$ 108.00 | \$ 19,872.00 | \$ 16,192.00 |

Main Extension footage - \$ 3.00 \$ - \$ 3.44 \$ - \$ -
Totals - \$ 102,008.00 \$ 156,565.00

Projected increase in Misc Fees based on 2022 activity - \$ 54,557.00

**Pittsfield Aqueduct Company
2022 Miscellaneous Utility Service Fees**

| PAC | | | | | | | |
|------------------------------|---------------|-------------------------|-----------------------------|------------------------------|-------------------------------|---------------------|--|
| Misc Charge Description | 2022 Quantity | 2022 Tariffed Misc Fees | Total Amount Billed in 2021 | Requested Tariffed Misc Fees | Projected Revenues at new Fee | Additional Revenues | |
| Returned Item Fee | 17 | \$ 15.00 | \$ 255.00 | \$ 18.00 | \$ 306.00 | \$ 51.00 | |
| Water Off After Hours | - | \$ 63.00 | \$ - | \$ 95.00 | \$ - | \$ - | |
| Water Off Regular Hours | 5 | \$ 46.00 | \$ 230.00 | \$ 67.00 | \$ 335.00 | \$ 105.00 | |
| Water On After Hours | - | \$ 63.00 | \$ - | \$ 95.00 | \$ - | \$ - | |
| Water On Regular Hours | 6 | \$ 46.00 | \$ 276.00 | \$ 67.00 | \$ 402.00 | \$ 126.00 | |
| Water On/Off After Hours | - | \$ 63.00 | \$ - | \$ 95.00 | \$ - | \$ - | |
| Water On/Off Regular Hours | 4 | \$ 46.00 | \$ 184.00 | \$ 67.00 | \$ 268.00 | \$ 84.00 | |
| Collection Fee After Hours | 1 | \$ 63.00 | \$ 63.00 | \$ 63.00 | \$ 63.00 | \$ - | |
| Collection Fee Regular Hours | 3 | \$ 46.00 | \$ 138.00 | \$ 46.00 | \$ 138.00 | \$ - | |
| Property Transfer Fee | 52 | \$ 20.00 | \$ 1,040.00 | \$ 30.00 | \$ 1,560.00 | \$ 520.00 | |
| Inspection of Services | - | \$ 160.00 | \$ - | \$ 230.00 | \$ - | \$ - | |
| New Service Applications | - | \$ 20.00 | \$ - | \$ 108.00 | \$ - | \$ - | |
| Main Extension Footage | - | \$ 3.00 | \$ - | \$ 3.44 | \$ - | \$ - | |
| | | Totals - | \$ 2,186.00 | | \$ 3,072.00 | | |

Projected increase in Misc Fees based on 2022 activity - \$ 886.00

Amount booked to GL was \$2358. part of the difference is \$100 frozen meter charge and a bill adjustment that was reported in miscellaneous instead of water. I am not sure what the remaining \$90 is.

| | DW 21-022 | | DW 21-022 and DW22-005 | | DW 21-022, DW22-005 and DW23-013 | |
|------------------------------------|------------|---------------|------------------------|---------------|----------------------------------|---------------|
| | Revenues | % by Revenues | Revenues | % by Revenues | Revenues | % by Revenues |
| Total OERR - | \$ 109,255 | 26.84% | \$ 129,429 | 25.75% | \$ 168,212 | 26.32% |
| Total DSRR - | \$ 270,766 | 66.51% | \$ 339,296 | 67.50% | \$ 428,176 | 66.99% |
| Total 0.1 DSRR - | \$ 27,077 | 6.65% | \$ 33,930 | 6.75% | \$ 42,818 | 6.70% |
| Total 2020 Annual QCPAC revenues - | \$ 407,098 | | \$ 502,655 | | \$ 639,206 | |

| | Requested DW 20-156 Revenue Requirements | Completed 2020 Qualified Capital Project pro formas | Approved QCPAC Surcharge for 2020 Capital Additions | Completed 2021 Qualified Capital Project pro formas | Approved QCPAC Surcharge for 2021 Capital Additions | Completed 2022 Qualified Capital Project pro formas | Projected QCPAC Surcharge for 2022 Capital Additions | Projected QCPAC For 2023 Capital Additions pro formas | Projected QCPAC Surcharge for 2023 Capital Additions | Projected QCPAC For 2024 Capital Additions pro formas | Projected QCPAC Surcharge for 2024 Capital Additions | Projected QCPAC For 2025 Capital Additions pro formas | Projected QCPAC Surcharge for 2025 Capital Additions |
|---|--|---|---|---|---|---|--|---|--|---|--|---|--|
| City Bond Fixed Revenue Requirement (CBFR) | \$ 926,309 | | \$ 926,309 | \$ - | \$ 926,309 | \$ - | \$ 926,309 | \$ - | \$ 926,309 | \$ - | \$ 926,309 | \$ - | \$ 926,309 |
| Material Operating Expense Revenue Requirement (MOERR) | \$ 6,982,335 (1) | \$ 109,255 (5)(11) | \$ 7,091,590 | \$ 20,174 (5) | \$ 7,111,764 | \$ 38,783 (5) | \$ 7,150,547 | \$ 68,190 (5) | \$ 7,218,737 | \$ (23,221) (5)(10) | \$ 7,195,516 | \$ 34,332 (5) | \$ 7,229,848 |
| Operating Expense Contingency | 1.04 (2) | | 1.04 | | 1.04 | | 1.04 | | 1.04 | | 1.04 | | 1.04 |
| Material Operating Expense Revenue Requirement (MOERR) (12) | 7,261,628 | | 7,370,883 | | 7,391,058 | | 7,429,841 | | 7,498,030 | | 7,474,809 | | 7,509,141 |
| Non Material Operating Expense Revenue Requirement (NOERR) | \$ 7,163 | | \$ 7,163 | | \$ 7,163 | | \$ 7,163 | | \$ 7,163 | | \$ 7,163 | | \$ 7,163 |
| Amortization Expense (not subject to MOEF) | \$ 52,281 | | \$ 52,281 | | \$ 52,281 | | \$ 52,281 | | \$ 52,281 | | \$ 52,281 | | \$ 52,281 |
| Debt Service Revenue Requirement (DSRR 1.0) | \$ 1,739,398 (3) | \$ 270,766 (6) | \$ 2,010,164 | \$ 68,530 (7) | \$ 2,078,694 | \$ 88,880 (13) | \$ 2,167,574 | \$ 236,983 (14) | \$ 2,404,557 | \$ 170,555 (14) | \$ 2,575,112 | \$ 142,649 (14) | \$ 2,717,761 |
| Principal and Interest Coverage Requirement | 1.10 | | 1.10 | | 1.10 | | 1.10 | | 1.10 | | 1.10 | | 1.10 |
| Total Debt Service Revenue Requirement including the .01 DSRR | \$ 1,913,338 | | \$ 2,211,181 | | \$ 2,286,564 | | \$ 2,384,332 | | \$ 2,645,013 | | \$ 2,832,623 | | \$ 2,989,537 |
| Revenue Requirement exclusive of NCGRS | \$ 10,160,719 | | \$ 10,567,817 | | \$ 10,663,374 | | \$ 10,799,925 | | \$ 11,128,796 | | \$ 11,293,185 | | \$ 11,484,431 |
| Less Other Operating Revenues | \$ 30,188 (4) | | \$ 30,188 | | \$ 30,188 | | \$ 30,188 | | \$ 30,188 | | \$ 30,188 | | \$ 30,188 |
| Revenues required from Customer Classes exclusive of NCGRS | \$ 10,130,531 | | \$ 10,537,629 | | \$ 10,633,186 | | \$ 10,769,737 | | \$ 11,098,608 | | \$ 11,262,997 | | \$ 11,454,243 |
| Revenues subject to QCPAC | \$ 10,130,531 | | \$ 10,537,629 | | \$ 10,633,186 | | \$ 10,769,737 | | \$ 11,098,608 | | \$ 11,262,997 | | \$ 11,454,243 |
| Projected QCPAC Increase (8) | | | 4.02% | | 0.94% | | 1.35% | | 3.25% | | 1.62% | | 1.89% |
| Cumulative QCPAC increase (9) | | | 4.02% | | 4.96% | | 6.31% | | 9.56% | | 11.18% | | 13.07% |
| Cumulative QCPAC monthly increase in average single family residential bill | | | \$ 3.39 | | \$ 4.18 | | \$ 5.32 | | \$ 8.06 | | \$ 9.42 | | \$ 11.02 |
| Average monthly single family residential bill with QCPAC | | | \$ 87.70 | | \$ 88.49 | | \$ 89.63 | | \$ 92.37 | | \$ 93.73 | | \$ 95.33 |

Notes:
 (1) Operating Expense Revenue requirement is the sum of the Total Operating Expenses and Property Tax Expense approved in DW20-156. It does not include Amortization Expense.
 (2) Material operating expense factor approved in DW20-156.
 (3) Annual Principal and interest payments for PEU debt associated with plant in service approved in DW20-156 less Georgetown project in Lock Lake.
 (4) Other Revenues from 2019 Test Year in DW20-156.
 (5) QCPAC operating expense proformas are based on the property taxes for plant added during the year.
 (6) See Calculation of annual principal and interest payments on spreadsheet titled "2020 QCPAC PEU Additions."
 (7) Portion of Annual Principal and interest payments paid to CoBank for debt associated with plant a placed in service between 1/1/2021 and 12/31/2021 for designated year based on a 25 year term loan with an actual total all in interest rate of 7.16% that was not recovered in DW20-156.
 (8) QCPAC percent revenue surcharges based on increase in revenues over the revenues requested in DW20-156.
 (9) Cumulative surcharge percentage is based on total surcharge revenues collected divided by the revenues requested in DW20-156.
 (10) QCPAC operating expense proforma associated with property taxes is reduced by \$ 70,000 to reflect reduction in purchased water costs associated with the completion of the Londonderry Storage Tank. Due to delay in this project this proforma was removed from the 2022 QCPAC calculation
 (11) QCPAC operating expense proforma associated with property taxes is reduced by \$ 28,000 to reflect reduction in arsenic treatment costs associated with the completion of the Locke Lake raw water well line to the Peacham Road Treatment plant.
 (12) MOEF is not applied to QCPAC expenses
 (13) Portion of Annual Principal and interest payments paid to CoBank for debt associated with plant a placed in service between 1/1/2022 and 12/31/2022 for designated year based on a 25 year term loan with an actual total all in interest rate of 7.26%
 (14) Portion of Annual Principal and interest payments paid to CoBank for debt associated with plant a placed in service between 1/1 and 12/31 in 2023, 2024 and 2025 based on a 25 year term loan with an actual total all in interest rate of 7.25%

Impact on PEU Single Family Residential Home:

| | |
|---|--------------|
| Monthly meter charge requested in DW20-156. | \$ 22.56 |
| Average Single Family Consumption (CCF) | 6.50 |
| Consumption Change requested in DW20-156. | 9.50 per CCF |
| Average Single Family monthly bill with rates requested in DW20-156 | \$ 84.31 |

| | DW23-015 | % by Revenue |
|---|-------------------|--------------|
| Total OERR - | \$ 114,271 | 21.57% |
| Total DSRR - | \$ 377,666 | 71.30% |
| Total 0.1 DSRR - | \$ 37,767 | 7.13% |
| Total 2020 Annual QCPAC revenues - | \$ 529,704 | |

| | Requested DW 22-032 Revenues | | QCPAC For 2022 Capital Additions pro forma | | QCPAC Surcharge for 2022 Capital Addition | | QCPAC For 2023 Capital Additions pro forma | | QCPAC Surcharge for 2023 Capital Additions | | QCPAC For 2024 Capital Additions pro forma | | QCPAC Surcharge for 2024 Capital Additions | | QCPAC For 2025 Capital Additions pro forma | | QCPAC Surcharge for 2025 Capital Additions |
|--|------------------------------|------|--|-----|---|--|--|-----|--|--|--|-----|--|--|--|-----|--|
| City Bond Fixed Revenue Requirement (CBFRR) | \$ 7,729,032 | | \$ - | | \$ 7,729,032 | | | | \$ 7,729,032 | | | | \$ 7,729,032 | | | | \$ 7,729,032 |
| DW 22-032 Operating Expense Revenue Requirement, with MOEF, per Settlement Agreement | \$ 25,249,661 | (1) | \$ 114,271 | (4) | \$ 25,363,932 | | \$ 244,264 | (4) | \$ 25,608,196 | | \$ 452,061 | (4) | \$ 26,060,257 | | \$ 209,136 | (4) | \$ 26,269,393 |
| DW 22-032 Annual Principal and Interest Payments per Settlement Agreement | \$ 7,436,923 | (2) | \$ 377,666 | (7) | \$ 7,814,589 | | \$ 856,213 | (8) | \$ 8,670,802 | | \$ 1,411,675 | (8) | \$ 10,082,477 | | \$ 774,747 | -8 | \$ 10,857,224 |
| Principal and Interest Coverage Requirement | 1.10 | (3) | | | 1.10 | | | | 1.10 | | | | 1.10 | | | | 1.10 |
| DW 22-032 Principal and Interest Revenue Requirement | \$ 8,180,615 | | | | \$ 8,596,048 | | | | \$ 9,537,882 | | | | \$ 11,090,725 | | | | \$ 11,942,946 |
| DW 22-032 RSF Debit | \$ (422,871) | (11) | | | \$ (422,871) | | | | \$ (422,871) | | | | \$ (422,871) | | | | \$ (422,871) |
| DW 22-032 Revenue Requirement per Settlement Agreement inclusive of RSF Debit | \$ 40,736,437 | (10) | | | \$ 41,266,140 | | | | \$ 42,452,239 | | | | \$ 44,457,143 | | | | \$ 45,518,500 |
| DW 22-032 Revenue Requirement less Other Revenues | \$ 40,143,045 | | | | \$ 40,672,748 | | | | \$ 41,858,847 | | | | \$ 43,863,751 | | | | \$ 44,925,108 |
| DW 22-032 Revenue Requirement less Other Revenues less Fixed Special Contract Revenues | \$ 39,057,359 | (6) | | | \$ 39,587,062 | | | | \$ 40,773,161 | | | | \$ 42,778,065 | | | | \$ 43,839,422 |
| Percent QCPAC Surcharge (5) | | | | | 1.36% | | | | 3.04% | | | | 5.13% | | | | 2.72% |
| Cumulative QCPAC Surcharge (9) | | | | | 1.36% | | | | 4.39% | | | | 9.53% | | | | 12.24% |
| Cumulative QCPAC monthly increase in average single family residential bill. | | | | | \$ 0.83 | | | | \$ 2.69 | | | | \$ 5.84 | | | | \$ 7.50 |
| Average monthly single family residential bill with QCPAC. | \$ 61.28 | | | | \$ 62.11 | | | | \$ 63.97 | | | | \$ 67.11 | | | | \$ 68.78 |

- Notes:
- (1) Operating Expense Revenue requirement is the sum of the Total Operating Expenses, Property Tax Expense, Amortization Expense and Payroll Tax Expenses agreed to in the Settlement agreement for DW22-032
 - (2) Annual Principal and interest payments for PWW debt associated with all plant in service as agreed to in the settlement agreement for DW22-032.
 - (3) Principal and interest coverage of 1.10 is as approved in DW 16-806.
 - (4) QCPAC operating expenses are based on the property taxes for used and useful plant added during the year
 - (5) QCPAC percent revenue surcharges based on increase in revenues which are reflected in the Settlement agreement in DW22-032
 - (6) Reduction in revenues associated with fixed contracts as follows:

| | | | | | | | | | | |
|-------------------------|------------|--|--------------------------|-----------|--|----------------------|------------|--|----------------------|------------|
| Hudson Annual Fixed Chg | \$ 457,083 | | Milford Annual Fixed Chg | \$ 81,000 | | A-B Annual Fixed Chg | \$ 356,622 | | PEU Annual Fixed Chg | \$ 190,981 |
|-------------------------|------------|--|--------------------------|-----------|--|----------------------|------------|--|----------------------|------------|
 - (7) QCPAC Principal and Interest expenses for DWGIT financing are based on a 30 year bond with interest rate of 3.38%
 - (8) QCPAC Principal and Interest expenses based on actual April 26, 2023 Bond issuance based on a 30 year bond with interest rate of 5.005716% (Total All In Interest Cost of all Series Bonds)
 - (9) QCPAC Principal and Interest expenses for 2023, 2024 and 2025 QCP's are based on 30 year bond with interest rate of 5.50% for 2023 through 2025 Capital Expenditures unless funding is via an SRF/DWGIT financing.
 - (10) Operating expense revenues agreed to in the Settlement Agreement per DW 22-032 less total Other Revenues of \$ 593,392
 - (11) RSF debit agreed to in Settlement Agreement in DW 22-032

Impact on Single Family Residential Home:

| | DW 22-032 |
|---|-----------|
| Monthly meter charge agreed to in Settlement in DW 22-032 - | \$ 26.90 |
| Average Single Family Consumption as filed in DW 22-032 (CCF) - | 7.76 |
| Volumetric Change agreed to in Settlement in DW 22-032 - | \$ 4.43 |
| Ave. Single Family monthly bill with rates projected upon completion of DW 22-032 - | \$ 61.28 |

| | 1 | 2 | 3 | 4 | 5 | 6 | 7 | 8 | 9 | 10 |
|---|---------------------|---------------------|---------------------|---------------------|---------------------|---------------------|---------------------|---------------------|---------------------|---------------------|
| Water Sales | Jan-22 | Feb-22 | Mar-22 | Apr-22 | May-22 | Jun-22 | Jul-22 | Aug-22 | Sep-22 | Oct-22 |
| 460100 WATER SLS:BILLED CAP REC SURCG | (14,923.28) | (14,913.25) | (14,937.13) | (14,925.43) | (14,894.56) | (14,965.81) | (14,921.85) | (14,883.92) | (15,005.01) | (14,905.97) |
| 461000 WATER SALES: BILLED REVENUE | (2,984,563.09) | (2,655,503.23) | (2,673,235.40) | (2,986,307.23) | (2,775,902.36) | (3,559,872.88) | (4,941,023.33) | (4,514,485.31) | (5,042,645.70) | (3,442,390.23) |
| 461001 WATER SALES BILLED RECOUPMENT | (84,199.86) | (82,430.74) | (82,081.10) | (82,964.93) | (85,588.07) | (84,511.10) | (163,601.85) | (159,534.53) | (165,588.52) | (120,592.03) |
| 461100 WATER SALES: UNBILLED REVENUE | 369,540.00 | (30,777.00) | (211,039.00) | 494,379.00 | (646,825.00) | (983,530.00) | 90,983.00 | (598,387.00) | 1,096,927.00 | 256,518.00 |
| 461200 WATER SALES-UNBILLED RECOUPMNT | 84,199.86 | 82,430.74 | (890,594.38) | 82,964.93 | 85,588.07 | 84,511.10 | 163,601.85 | 159,534.53 | 165,588.52 | 120,592.03 |
| 461300 WATER SLS:UNBIL CAP REC RECOUP | - | - | - | - | - | - | - | - | - | - |
| 461400 WATER SLS:BILLED CAP REC RECOUP | - | - | - | - | - | - | - | - | - | - |
| 471100 QCPAC SURCHARGE | (105,266.25) | (285,262.14) | 92,918.20 | (104,655.11) | (157,724.78) | (208,909.92) | (279,077.16) | (257,798.59) | (284,997.73) | (203,294.67) |
| 471105 QCPAC BILLED RECOUPMENT | - | - | (378,878.88) | (192,232.12) | (216,206.86) | (231,571.87) | (229,962.46) | (223,296.47) | (219,854.41) | (192,619.89) |
| 471110 QCPAC UNBILLED RECOUPMENT | - | - | 378,878.88 | (10,861.87) | 216,206.86 | 231,571.87 | 229,962.46 | 223,296.47 | 219,854.41 | 192,619.89 |
| 471115 QCPAC BILLED RECOUPMENT-2020 | - | - | - | - | (179,962.90) | (179,624.22) | (178,526.02) | (190.52) | (73.48) | (16.27) |
| 471120 QCPAC UNBILLED RECOUPMENT-2020 | - | - | - | (538,647.79) | 179,962.90 | 179,624.22 | 178,526.02 | 190.52 | 73.48 | 16.27 |
| 471125 QCPAC BILLED RECOUPMENT-2021 | - | - | - | - | - | - | - | - | - | - |
| 471130 QCPAC UNBILLED RECOUPMENT-2021 | - | - | - | - | - | - | - | - | - | - |
| 471135 BILLED RECOUPMENT: MISCELLANEOUS | - | - | - | - | - | - | - | - | - | - |
| 471140 UNBILLED RECOUPMENT: MISCELLANEOUS | - | - | - | - | - | - | - | - | - | - |
| 467000 INTERCONNECT - PEU | - | - | - | - | - | - | - | - | - | - |
| 460200 CBFRR REVENUES | (733,491.68) | (733,491.68) | (733,491.68) | (733,491.68) | (733,491.68) | (733,491.68) | (733,573.43) | (733,573.43) | (733,573.43) | (733,573.43) |
| 460998 CBFRR REVENUES - CONTRA | 733,491.68 | 733,491.68 | 733,491.68 | 733,491.68 | 733,491.68 | 733,491.68 | 733,573.43 | 733,573.43 | 733,573.43 | 733,573.43 |
| 462000 FIRE PROTECTION REVENUE | (650,488.31) | (650,551.05) | (648,048.09) | (606,850.57) | (629,093.13) | (629,625.71) | (630,113.13) | (630,732.83) | (631,500.57) | (630,888.58) |
| | 3,385,700.93 | 3,637,006.67 | 4,427,016.90 | 3,960,101.12 | 4,224,439.83 | 5,396,904.32 | 5,774,152.47 | 6,016,287.65 | 4,877,222.01 | 4,034,961.45 |
| 466000 WATER SALES FOR RESALE | - | - | - | (405.00) | (2,727.00) | (4,428.00) | (3,456.00) | (1,863.00) | (2,295.00) | (3,915.00) |
| Other Operating Revenue | | | | | | | | | | |
| 415200 JOBBING REVENUE | (46,793.77) | (15,251.08) | (22,100.43) | (26,009.54) | (31,774.41) | (47,568.36) | (27,439.12) | (42,376.01) | (31,279.31) | (28,654.05) |
| 474001 FINANCE CHARGES | - | - | - | - | - | - | - | - | - | - |
| 471300 MISC OPERATING REVENUE | (6,730.00) | (5,773.00) | (4,268.00) | (6,220.50) | (9,471.00) | (10,240.88) | (13,051.00) | (11,782.00) | (12,974.00) | (10,031.03) |
| 416000 JOBBING EXPENSE | 12,762.46 | 10,080.96 | 14,525.24 | 10,844.80 | 18,930.76 | 24,683.12 | 12,738.21 | 24,002.74 | 16,612.14 | 14,604.57 |
| 472600 LEASE INCOME | (1,071.66) | (1,071.66) | (1,071.66) | (1,071.66) | (1,071.66) | (1,071.66) | (1,071.66) | (1,071.66) | (1,071.66) | (1,071.66) |
| 474000 OTHER WATER REVENUE | (9,376.84) | (10,129.24) | (10,116.48) | (10,151.68) | (10,159.16) | (10,165.32) | (10,180.72) | (11,102.88) | (11,098.08) | (11,100.00) |
| 474100 OTHER REVENUE: SOLAR REBATE | - | - | - | - | - | - | - | - | - | - |
| | 51,209.81 | 22,144.02 | 23,031.33 | 32,608.58 | 33,545.47 | 44,363.10 | 39,004.29 | 42,329.81 | 39,810.91 | 36,252.17 |
| Total Revenues | 3,436,910.74 | 3,659,150.69 | 4,450,048.23 | 3,993,114.70 | 4,260,712.30 | 5,445,695.42 | 5,816,612.76 | 6,060,480.46 | 4,919,327.92 | 4,075,128.62 |
| Production Expenses | | | | | | | | | | |
| 601100 OTHER PROD LABOR: CORE | 13,398.75 | 8,147.87 | 7,145.11 | 5,232.51 | 11,900.68 | 15,043.62 | 13,164.80 | 11,271.16 | 6,179.04 | 4,706.97 |
| 601101 OTHER PROD LABOR: COMM SYSTEMS | - | - | - | - | - | - | - | - | - | - |

| | | | | | | | | | | | |
|--------|--------------------------------|-----------|-----------|-----------|------------|------------|-----------|------------|------------|-----------|-----------|
| 601500 | OTHER PROD LABOR:SRCE/SUPPLY | 2,172.17 | 1,867.20 | 1,459.29 | 2,071.39 | 1,688.29 | 1,911.39 | 2,541.20 | 3,826.78 | 1,871.30 | 4,006.58 |
| 602000 | PURCH WATER: MILFORD-BARTLETT | 189.13 | 189.13 | 246.80 | 246.80 | 246.80 | 181.16 | (2,265.68) | 181.16 | 135.10 | 930.39 |
| 602100 | PURCH WATER: INTERCONNECT | 31,039.74 | 32,065.08 | 37,374.96 | 28,928.94 | 41,240.18 | 52,949.52 | 53,933.69 | 70,331.72 | 63,470.25 | 33,750.82 |
| 602200 | PURCH WATER: COHAS | 54,596.92 | 1,871.36 | 30,588.94 | 28,640.14 | 29,939.34 | 39,683.34 | 44,230.54 | 44,230.54 | 46,504.14 | 43,093.74 |
| 602205 | PURCH WATER: SMYTHE WOODS | 2,089.10 | - | 1,274.32 | 1,299.16 | 1,299.16 | 1,547.56 | 1,497.88 | 1,920.16 | 1,572.40 | 1,783.54 |
| 602300 | PURCHASED WATER: BIRCH HILL | 1,852.67 | 5,101.67 | 2,332.67 | 3,355.67 | 4,393.67 | 6,337.67 | 3,979.67 | 4,981.67 | 4,756.67 | 4,045.67 |
| 602400 | PURCHASED WATER: DREW WOODS | 8,881.75 | 8,881.75 | 11,323.23 | 11,323.23 | 11,323.23 | 11,323.23 | 16,352.63 | 16,352.63 | 23,960.07 | 11,584.30 |
| 602450 | PURCH WATER: BROOK PARK | 7,688.79 | - | 3,621.91 | 2,795.29 | 4,115.60 | 6,892.64 | 7,457.80 | 9,052.56 | 6,467.16 | 6,879.65 |
| 602500 | PURCH WATER: GREATBROOK | 754.11 | 677.61 | 677.61 | 677.61 | 1,131.45 | 745.83 | 745.83 | 751.14 | 759.79 | 751.14 |
| 602500 | PURCH WATER: SPRINGWOOD | 6,385.73 | - | 3,199.36 | 3,134.40 | 909.52 | 643.18 | 929.01 | 940.38 | 1,193.72 | 17,200.33 |
| 602502 | PURCH WATER: LITTLE POND | 6,344.12 | - | 2,863.50 | 2,960.94 | 3,659.26 | 6,322.62 | 7,410.70 | 9,440.70 | 9,911.66 | 7,784.22 |
| 602510 | PURCH WATER: W&E | - | - | - | - | - | - | - | - | - | - |
| 602550 | PURCH WATER: SOUHEGAN WOODS | 273.25 | 966.93 | 966.93 | (2,207.11) | (1,886.35) | - | - | 1,197.14 | 11,642.67 | 1,197.14 |
| 602600 | PURCH WATER: GREENFIELD | 8,366.04 | 6,337.04 | 6,337.04 | 20,253.21 | 16,889.18 | 16,889.18 | (9,544.50) | 22,296.40 | 22,296.40 | 9,846.86 |
| 602600 | PURCH WATER: HUDSON | 2,065.94 | 2,065.94 | 2,435.70 | 2,088.75 | 2,460.69 | 2,088.75 | 2,088.75 | 2,460.69 | 2,088.75 | 2,088.75 |
| 602650 | PURCH WATER: SOUTH RD: LY | 298.12 | 298.12 | 395.08 | 395.08 | 395.08 | 2,275.13 | 2,275.13 | 2,275.13 | 18,949.00 | 1,068.32 |
| 602670 | PURCH WATER: DONALD STREET | 9,585.36 | - | 4,482.18 | 4,233.78 | 4,606.38 | 12,306.78 | 15,908.58 | 20,255.58 | 21,124.98 | 13,797.18 |
| 602675 | PURCH WATER:FEDERAL HL-MILFORD | 2,848.81 | 633.19 | 636.19 | 1,435.60 | 1,056.43 | 1,056.43 | 1,153.78 | 1,153.78 | 1,153.78 | 702.87 |
| 602680 | PURCHASED WTR: ASHLEY COMMONS | 404.34 | 402.64 | 402.64 | 402.64 | 483.43 | 483.43 | (19.41) | 437.50 | 534.29 | 437.50 |
| 602700 | PURCH WATER: PINE CREEK-LITCH | 827.39 | - | 401.52 | 380.40 | 388.52 | 932.56 | 403.14 | 412.88 | 568.79 | 382.03 |
| 602730 | PURCH WATER: WESCO | 5,374.38 | 5,374.38 | 5,374.38 | 6,183.10 | 6,183.10 | 6,183.10 | (2,614.09) | 6,658.48 | 6,658.48 | 6,622.36 |
| 602815 | PURCH WATER: GREENHILLS | 6,843.43 | 3,700.98 | 2,963.75 | 5,859.66 | 2,693.87 | 3,378.44 | 7,095.73 | 3,694.40 | 4,299.98 | 3,489.68 |
| 602860 | PURCH WATER: SETTLERS LN(OKWD) | 2,465.65 | 2,465.65 | 3,268.09 | 3,268.09 | 3,268.09 | 4,849.99 | (353.32) | 4,849.99 | 9,293.70 | 3,121.01 |
| 602880 | PURCHASED WATER: MAPLE HILLS | 5,343.35 | 5,343.35 | 5,257.99 | 5,257.99 | 5,257.99 | 5,497.10 | 5,497.10 | 5,497.10 | 18,246.62 | 4,949.13 |
| 602890 | PURCHASED WATER: SALEM | - | - | - | - | - | - | - | 3,430.56 | 4,952.27 | 4,205.90 |
| 602900 | PURCH WATER: FRANCOUER TRUCKS | - | - | 1,365.00 | 425.00 | 2,362.00 | - | 4,006.00 | - | 515.00 | - |
| 603100 | OTHER PROD MATERIAL & EXPENSE | 201.61 | - | (6.80) | 98.97 | - | - | - | - | 17.11 | 8.95 |
| 603101 | TRT PLANT: OFFICE SUPPLIES | 833.34 | 1,843.42 | 464.30 | 965.58 | 1,747.58 | 1,549.71 | 391.38 | 1,131.50 | 645.07 | 49.77 |
| 603500 | OTHER PROD MAT&EXP: SRC/SUPPLY | - | - | - | - | - | - | - | - | - | - |
| 610200 | SUPERINTENDENCE - WTP | 21,733.99 | 19,730.28 | 24,290.91 | 20,741.51 | 21,557.97 | 20,887.93 | 20,018.52 | 22,329.20 | 22,867.10 | 20,129.87 |
| 610200 | SALARIES - WTP | - | - | - | - | - | - | - | - | - | - |
| 610201 | BENEFITS - WTP | - | - | - | - | - | - | - | - | - | - |
| 610300 | OFFICE SALARIES & WAGES: WTP | 16,140.48 | 14,808.76 | 18,603.29 | 16,990.48 | 17,938.36 | 17,463.13 | 18,429.53 | 19,840.04 | 19,071.97 | 15,179.62 |
| 623100 | POWER PURCHASED: TRT PLT ELEC | 66,904.43 | 41,972.49 | 50,845.75 | 51,472.15 | 84,871.39 | 89,313.42 | 97,938.23 | 103,194.45 | 64,888.17 | 65,433.23 |
| 623102 | POWER PURCHASED: BT ELECTRIC | 314.64 | 456.75 | 348.90 | 184.92 | 482.66 | 178.80 | 155.31 | 156.38 | 150.08 | 158.06 |
| 623103 | POWER PURCHASED: AVD ELECTRIC | 128.52 | 157.65 | 193.71 | 84.75 | 307.34 | 194.28 | 176.28 | 173.71 | 166.31 | 169.87 |
| 623110 | POWER PURCHASED: ATHERTON COMM | 265.93 | 333.87 | 248.03 | 52.15 | 132.74 | 115.85 | 115.85 | 119.77 | 86.66 | 38.74 |
| 623112 | POWER PURCHASED: RICHARDSON | - | - | - | - | - | - | - | - | - | - |
| 623113 | POWER PURCHASED: HI-LO | 542.39 | 503.27 | 573.14 | 542.13 | 420.26 | 273.56 | 168.89 | 148.38 | 131.04 | 121.46 |
| 623114 | POWER PURCHASED: TWIN RIDGE | 2,261.15 | 2,204.53 | 1,935.56 | 1,111.87 | 1,012.62 | 731.66 | 761.08 | 669.36 | 669.00 | 680.26 |
| 623115 | POWER PURCHASED: DREW | 2,343.86 | 2,493.15 | 2,125.12 | 1,855.49 | 1,898.36 | 3,085.80 | 3,749.37 | 3,748.91 | 3,192.46 | 2,772.88 |
| 623116 | POWER PURCHASED: GLENN RIDGE | 1,238.68 | 1,313.62 | 1,302.62 | 1,097.59 | 1,090.45 | 603.62 | 666.83 | 556.77 | 480.50 | 586.34 |
| 623117 | POWER PURCHASED: ASHLEY COMMON | - | - | - | - | - | - | - | - | - | - |
| 623118 | POWER PURCHASED: BEDFORD | - | - | - | - | - | - | - | - | - | - |
| 623119 | POWER PURCHASED: GREATBROOK | - | - | - | - | - | - | - | - | - | - |

| | | | | | | | | | | | |
|--------|--------------------------------|-----------|-----------|-----------|-----------|-----------|-----------|-----------|-----------|-----------|-----------|
| 623120 | POWER PURCHASED: MAPLE HAVEN | 1,032.33 | 1,011.53 | 987.36 | 721.51 | 675.37 | 597.38 | 538.73 | 488.81 | 441.37 | 374.59 |
| 623121 | POWER PURCHASED: GLENWDLANDS | 657.58 | 659.22 | 772.56 | 666.47 | 617.25 | 433.87 | 394.42 | 388.08 | 345.86 | 392.09 |
| 623122 | POWER PURCHASED: COUNTY RD-BDF | 1,785.15 | - | - | - | 6,911.20 | 986.30 | 1,110.40 | 1,010.97 | 1,034.31 | 939.32 |
| 623123 | POWER PURCHASED:BOWERS LANDING | 931.68 | 1,072.96 | 968.26 | 936.75 | 476.49 | 502.54 | 456.03 | 519.99 | 603.17 | 1,338.97 |
| 623124 | POWER PURCH: PILGRIM CR-NASHUA | 701.59 | 719.19 | 688.87 | 578.45 | 454.71 | 331.56 | 276.83 | 232.32 | 215.67 | 272.73 |
| 623200 | POWER PURCHASED: MERR RIVER | 34,930.37 | 11,727.89 | 27,921.54 | 28,381.26 | 41,565.84 | 54,600.64 | 55,279.29 | 56,219.42 | 51,754.52 | 51,403.60 |
| 623201 | COHAS PUMP STAT: LY - POWER | 3,200.21 | 2,806.11 | 2,929.52 | 2,461.77 | 3,581.87 | 3,858.68 | 4,339.43 | 3,805.22 | 4,186.35 | 3,234.47 |
| 623210 | POWER PURCHASED: SNOW STA GAS | 57.06 | 55.16 | 55.16 | 60.86 | 57.06 | 62.77 | 55.16 | 55.83 | 70.66 | 63.38 |
| 623211 | BOOSTER STAT: TIMB - ELECTRIC | 9,272.98 | 7,897.86 | 7,896.01 | 7,314.95 | 8,049.03 | 10,851.41 | 11,746.55 | 12,399.06 | 10,578.55 | 9,010.57 |
| 623211 | W&E PUMP STATION: WM - POWER | 1,609.94 | 1,570.67 | 2,108.89 | 680.78 | 2,295.36 | 1,035.42 | 1,658.14 | 1,320.78 | 1,025.67 | 812.73 |
| 623212 | BOOSTER STAT: ARMORY-ELECTRIC | 1,113.49 | 1,149.42 | 1,192.93 | 1,062.53 | 826.28 | 910.72 | 959.73 | 1,110.07 | 1,075.45 | 1,047.05 |
| 623220 | STONE SLED BOOST: BOW - POWER | 1,171.40 | 1,120.30 | 292.24 | 911.97 | 505.50 | 477.49 | 439.18 | 453.53 | 243.97 | 514.93 |
| 623225 | STONE RDG BOOSTER:EXETER-POWER | 1,695.02 | 1,675.88 | 403.10 | 546.60 | 911.64 | 420.82 | 392.62 | 240.58 | 328.55 | 595.87 |
| 623231 | CASTLE REACH PUMP ST:WM -POWER | 1,074.94 | 964.03 | 877.16 | 820.65 | 574.60 | 466.62 | 617.76 | 743.56 | 514.17 | 685.23 |
| 623240 | POWER PURCHASED: FOUNDERS VIL | 1,083.32 | 1,293.72 | 1,094.18 | 442.50 | 2,236.35 | 2,169.08 | 918.57 | 852.05 | 648.32 | 568.43 |
| 623241 | FOREST HILLS PUMP ST: LY-POWER | 345.23 | 332.86 | 305.57 | 246.36 | 156.36 | 130.85 | 138.08 | 125.15 | 105.35 | 86.36 |
| 623245 | DANIELS LAKE: POWER | 851.47 | - | 518.82 | 705.49 | 485.60 | 289.84 | 298.65 | 298.41 | 277.52 | 266.09 |
| 623250 | POWER PURCHASED: LOCKE LAKE | 3,157.64 | 3,045.64 | 3,157.10 | 1,661.31 | 2,118.23 | 2,849.80 | 3,654.49 | 2,655.36 | 3,385.00 | 2,982.86 |
| 623251 | POWER PURCHASED: BIRCH HILL | 728.22 | 698.36 | 753.03 | 668.64 | 544.78 | 185.34 | 96.53 | 105.10 | 110.22 | 330.65 |
| 623252 | BOOSTER STAT: BADGER HILL-ELEC | 2,509.79 | 2,257.38 | 2,147.47 | 2,027.00 | 2,548.93 | 2,345.94 | 2,429.23 | 2,347.99 | 2,127.63 | 1,923.09 |
| 623252 | POWER PURCHASED: MIDDLETON | 1,018.06 | 1,196.24 | 1,004.09 | 880.53 | 1,035.31 | 629.25 | 688.00 | 688.24 | 729.37 | 781.87 |
| 623261 | LAMPLIGHTER PUMP ST: WM -POWER | 985.64 | 951.65 | 1,127.72 | 521.87 | 1,384.64 | 420.99 | 459.34 | 437.86 | 325.37 | 388.66 |
| 623271 | THURSTON WOODS PUMP ST:LEE-PWR | 720.60 | 624.73 | 610.34 | 562.61 | 451.92 | 409.07 | 404.30 | 357.46 | 316.07 | 326.73 |
| 623278 | BOOSTER STAT: BOWERS LAND:ELEC | - | - | - | - | - | - | - | - | - | - |
| 623281 | FLETCHERS CORNER ST: WM-POWER | 1,497.95 | 1,431.97 | 1,706.45 | 1,351.48 | 1,265.15 | 863.61 | 870.87 | 1,108.22 | 937.78 | 936.50 |
| 623290 | CHESTERBROOK PUMP STAT: POWER | - | - | - | - | - | - | - | - | - | - |
| 623301 | GOLDENBROOK PUMP ST: WM -POWER | 813.09 | 833.33 | 941.21 | 723.81 | 611.99 | 607.51 | 751.01 | 692.13 | 621.90 | 266.72 |
| 623321 | SHAKER HGHTS PUMP STAT: POWER | 428.67 | 441.22 | 441.48 | 377.73 | 160.98 | 105.76 | 97.45 | 92.84 | 96.83 | 92.24 |
| 623350 | BOOSTER STAT: COBURN ELECTRIC | 1,346.09 | 1,536.80 | 1,433.42 | 659.56 | 2,204.30 | 1,867.55 | 1,831.27 | 2,035.59 | 1,774.91 | 1,759.32 |
| 623351 | BEAVER HOLLOW PUMP ST: SN-PWR | 758.58 | 495.94 | 442.45 | 154.44 | 364.10 | 287.73 | 108.75 | 213.83 | 80.95 | 138.83 |
| 623362 | BOOSTER STAT: CABOT PRES-ELEC | 687.98 | 765.71 | - | 482.68 | 899.07 | 654.02 | 1,039.06 | 856.25 | 716.83 | 384.66 |
| 623372 | BOOSTER STAT: VALLEFIELD-ELEC | 1,496.02 | 1,420.96 | 1,304.67 | 768.82 | 780.28 | 418.30 | 317.79 | 311.39 | 310.00 | 317.26 |
| 623376 | CLEARWATER EST: RAYMOND: POWER | 1,090.13 | 1,194.93 | 1,152.14 | 1,047.81 | 982.89 | 590.02 | 540.86 | 497.74 | 474.15 | 730.90 |
| 623401 | HARDWOOD PUMP ST: WM - POWER | 1,500.68 | 1,366.26 | 1,618.02 | 1,397.21 | 1,425.49 | 994.92 | 703.33 | 635.86 | 640.14 | 868.88 |
| 623403 | BOOSTER STAT: ENGLISH WDS-ELEC | 580.22 | 565.48 | 577.87 | 587.25 | 300.68 | 298.97 | 359.96 | 336.17 | 311.61 | 212.47 |
| 623421 | WHITE ROCK PUMP ST:BOW - POWER | 2,623.79 | 2,490.39 | 699.94 | 636.06 | 1,981.38 | 1,188.39 | 1,020.58 | 1,019.09 | 991.20 | 904.41 |
| 623428 | BOOSTER STAT:INDIAN RCK-ELECT | 557.98 | 629.58 | 497.13 | 100.20 | 230.88 | 250.60 | 267.56 | 259.51 | 157.76 | 150.30 |
| 623441 | ROLLING HILLS PUMP ST:PW -PWR | 61.65 | 53.89 | 54.06 | 53.40 | 53.62 | 58.77 | 58.92 | 57.15 | 57.07 | 47.06 |
| 623450 | BOOSTER STAT: PWDR HILL-ELEC | 1,918.84 | 2,335.17 | 1,761.43 | 1,315.65 | 1,696.42 | 2,245.67 | 2,790.91 | 2,606.35 | 2,117.38 | 1,526.66 |
| 623471 | GILCREAST BOOSTER STAT:LY-PWR | 48.39 | - | 53.79 | 68.33 | 52.35 | 47.71 | 48.50 | 46.95 | 46.35 | 47.41 |
| 623478 | BOOSTER STAT:FEDERAL HILL-ELEC | 1,071.72 | 1,116.37 | 992.53 | 554.97 | 354.00 | 718.19 | 640.93 | 196.29 | 508.74 | 300.44 |
| 623500 | BOOSTER STAT: PINE HILL-ELECT | 1,473.61 | 3,182.16 | 1,643.96 | 1,301.37 | 4,260.57 | 3,700.49 | 3,034.75 | 3,062.70 | 3,017.72 | 1,492.38 |
| 623501 | SPRINGWOOD HLS PUMP ST:WM -PWR | 708.71 | 548.22 | 537.18 | 495.38 | 893.36 | 471.69 | 550.92 | 528.28 | 442.44 | 485.33 |
| 623550 | BOOSTER STAT: AUTUMN WDS-ELEC | 1,990.20 | 1,729.53 | 1,871.91 | 1,199.63 | 559.96 | 638.43 | 991.22 | 914.64 | 834.38 | 714.43 |
| 623551 | DARRAH BOOSTER STAT: LY- POWER | 1,090.45 | 1,015.19 | 1,285.68 | 926.61 | 1,874.09 | 1,829.64 | 2,217.74 | 2,026.51 | 1,946.02 | 1,510.30 |

| | | | | | | | | | | | |
|--------|--------------------------------|-----------|-----------|-----------|-----------|------------|-----------|-----------|-----------|-----------|------------|
| 623621 | COLONIAL DR BOOSTER ST:LF-PWR | 324.58 | 388.26 | 402.47 | 322.42 | 374.03 | 117.23 | 112.85 | 111.70 | 110.45 | 96.04 |
| 623651 | SOUTH RD BOOSTER STAT: LY -PWR | 524.08 | 480.04 | 453.39 | 393.79 | 374.16 | 226.97 | 238.78 | 824.75 | 245.41 | 193.77 |
| 623653 | BOOSTER STAT:SOUHEGAN WDS-ELEC | 1,014.62 | 1,129.44 | 1,029.13 | 479.09 | 1,439.84 | 1,128.35 | 1,023.53 | 993.85 | 887.78 | 946.02 |
| 623671 | MEADOWVIEW PUMP STAT: PM - PWR | 1,277.20 | 1,251.30 | 1,186.01 | 541.45 | 785.39 | 612.43 | 1,369.93 | 1,055.87 | 1,022.60 | 836.41 |
| 623672 | BOOSTER STAT: DONALD ST-ELEC | 1,644.70 | 1,596.35 | 1,458.95 | 1,400.60 | 2,273.18 | 2,824.45 | 3,560.92 | 3,331.28 | 2,669.53 | 1,581.89 |
| 623701 | NESENKEAG PUMP STAT: LY -POWER | - | - | - | - | - | - | - | - | - | - |
| 623702 | BOOSTER STAT: ORCHARD-ELECTRIC | 1,030.54 | 974.00 | 943.69 | 577.25 | 380.52 | 329.56 | 277.34 | 273.89 | 273.43 | 251.40 |
| 623731 | WESCO BOOSTER STAT: HT - POWER | 968.96 | 1,086.92 | 1,095.59 | 983.12 | 718.61 | 536.63 | 497.38 | 484.53 | 507.99 | 467.77 |
| 623751 | BOOSTER STAT: SKY MEADOW-ELEC | 1,580.95 | 1,600.09 | 1,697.13 | 1,616.68 | 1,616.58 | 1,801.41 | 2,118.30 | 1,926.12 | 2,081.57 | 1,587.97 |
| 623751 | ATKINSON PUMP STAT: AN - POWER | 322.63 | 314.70 | 306.89 | 205.09 | 211.06 | 178.38 | 131.37 | 116.70 | 129.31 | 103.97 |
| 623772 | BOOSTER STAT: GREAT BAY - ELEC | 1,017.22 | 1,007.43 | 1,648.85 | 920.51 | 682.57 | 444.82 | 499.46 | 598.48 | 422.40 | 520.11 |
| 623801 | W&E BOOSTER STATION: WM -POWER | 515.09 | 503.30 | 610.61 | 486.95 | 406.77 | 358.57 | 357.91 | 335.78 | 322.56 | 277.68 |
| 623805 | SPRUCE POND PUMP STA: WM - PWR | 3,117.36 | - | 1,606.57 | 1,465.67 | 1,744.83 | 947.51 | 833.36 | 1,058.32 | 869.26 | 988.63 |
| 623810 | BOOSTER STAT: DUNSTABLE-ELEC | 1,744.90 | 1,830.14 | 1,736.68 | 1,566.26 | 1,402.44 | 4,739.42 | 6,170.01 | 6,536.46 | 4,722.83 | 3,058.52 |
| 623811 | LIBERTY TREE PUMP ST: RD-POWER | 1,905.22 | 1,675.90 | 1,762.52 | 600.04 | 1,199.51 | 616.79 | 565.66 | 564.68 | 619.98 | 549.86 |
| 623816 | GREEN HILLS PUMP ST: RD -POWER | - | - | - | - | - | - | - | - | - | - |
| 623841 | MINISTERIAL HEIGHTS PS:LY -PWR | 665.69 | 594.57 | 641.39 | 616.07 | 655.16 | 310.14 | 502.71 | 443.36 | 306.89 | 251.98 |
| 623851 | BOOSTER STAT: KESSLER-ELECTRIC | 372.79 | 382.35 | 375.02 | 350.52 | 347.39 | 177.32 | 169.27 | 145.91 | 162.16 | 158.23 |
| 623851 | PINE HAVEN PUMP ST: LY - POWER | 122.45 | 158.20 | 235.46 | 213.48 | 187.44 | 215.47 | 266.24 | 298.67 | 186.68 | 188.51 |
| 623861 | BOOSTER STAT: SHAKESPEAR -ELEC | 1,080.51 | 1,060.04 | 1,144.27 | 1,073.70 | 683.63 | 507.27 | 681.52 | 720.89 | 647.12 | 437.64 |
| 623882 | HARVEST VIL PUMP ST: LY -POWER | 598.24 | 575.10 | 609.74 | 541.29 | 399.83 | 238.71 | 218.47 | 185.50 | 178.39 | 191.36 |
| 623892 | BOOSTER STAT: SWEET HILL-ELECT | 851.15 | 795.80 | 740.51 | 457.89 | 245.76 | 314.40 | 350.73 | 348.00 | 341.81 | 313.37 |
| 623961 | WILLIAMSBURG PUMP ST: PM-POWER | 2,864.54 | 3,374.48 | 2,810.76 | 2,179.25 | 1,599.64 | 1,674.06 | 1,836.44 | 1,576.17 | 1,576.17 | 1,576.17 |
| 623962 | BOOSTER STAT: MILFORD ELECTRIC | 1,849.21 | 2,083.96 | 1,575.96 | 1,417.35 | 2,298.57 | 5,472.93 | 5,689.62 | 3,337.85 | 1,801.13 | 1,749.82 |
| 623971 | BOOSTER STAT: SOUHEGAN - ELEC | 1,185.45 | 959.69 | 901.50 | 896.41 | 1,399.44 | 1,639.95 | 1,761.66 | 1,740.76 | 1,388.81 | 891.59 |
| 623971 | AVERY PUMP ST: LY - POWER | - | - | - | - | - | - | - | - | - | - |
| 623975 | BOOSTER STAT: PILGRIM HL-ELECT | 231.04 | 280.42 | 227.96 | 78.91 | 276.38 | 220.32 | 211.87 | 193.87 | 171.02 | 163.46 |
| 623976 | BOOSTER STAT:TARA HEIGHTS | 1,248.83 | 3,265.84 | 3,079.79 | 2,839.83 | (4,947.16) | 482.43 | 456.63 | 434.98 | 434.84 | 422.76 |
| 623981 | MAPLE HILLS PUMP ST: DY -POWER | 588.63 | 636.40 | 687.20 | 603.71 | 447.02 | 435.57 | 299.27 | 358.52 | 318.83 | 481.57 |
| 623990 | BOOSTER STAT: E STREET ELECT | 1,790.02 | 1,625.14 | 1,697.03 | 1,629.41 | 1,432.48 | 1,600.43 | 2,010.94 | 2,357.78 | 2,765.34 | 1,740.31 |
| 623991 | GAGE HILL PUMP ST: PM - POWER | 1,072.77 | 520.74 | 648.55 | 254.20 | 412.57 | 351.67 | 320.14 | 105.10 | 105.10 | 121.68 |
| 623993 | NORTHERN SHORES-TILTON: POWER | 428.88 | 614.67 | 631.96 | 488.02 | 416.49 | 195.59 | 169.34 | 123.07 | 187.88 | 109.32 |
| 623994 | WINNISQUAM VILLAGE POWER | 534.61 | 552.94 | 573.77 | 475.42 | 548.81 | 297.05 | 196.67 | 200.89 | 237.61 | 148.42 |
| 623995 | WOOD MEADOWS - POWER | 793.78 | 808.33 | 959.62 | 812.42 | 809.66 | 809.76 | 678.90 | 895.70 | 713.18 | 577.31 |
| 623996 | EAST DERRY PUMP ST: DY - POWER | 437.80 | 435.70 | 442.18 | 376.56 | 284.14 | 85.61 | 68.04 | 63.75 | 60.22 | 56.04 |
| 623997 | SKYVIEW ESTATES-PELHAM POWER | 1,148.06 | 1,088.45 | 1,229.16 | 552.12 | 864.43 | 652.46 | 1,261.19 | 568.29 | 218.13 | 459.07 |
| 623998 | SOLAR POWER REBATE | - | - | - | - | - | - | - | - | - | (1,811.42) |
| 623998 | MACGREGOR CUT - POWER | 749.96 | 764.29 | 816.64 | 730.45 | 631.96 | 446.26 | 425.32 | 460.84 | 449.93 | 420.27 |
| 623999 | POWER PURCHASED: CONSULTING | 165.00 | 165.00 | 165.00 | - | 165.00 | 165.00 | 165.00 | 165.00 | 165.00 | 165.00 |
| 624100 | OPER LABOR: TREATMENT PLANT | 33,684.36 | 33,345.24 | 35,558.29 | 31,796.99 | 32,432.56 | 33,493.38 | 35,843.58 | 34,297.05 | 33,344.88 | 35,131.24 |
| 626100 | OPER EXP T PLANT: MAT & EXP | 828.82 | 1,651.75 | 1,733.60 | 1,120.53 | 1,089.70 | 1,230.02 | 1,091.83 | 1,386.60 | 1,364.21 | 1,916.59 |
| 626110 | OPER EXP T PLANT: GAS/OIL | 10,858.02 | 8,905.69 | 10,722.51 | 8,622.69 | 2,355.06 | 755.92 | 360.00 | 291.62 | 373.55 | 1,108.45 |
| 626120 | OPER EXP T PLANT: PHONE | 946.43 | 1,698.86 | 842.56 | 882.61 | 841.57 | 891.64 | 3,063.79 | 2,005.97 | 1,139.95 | 1,075.12 |
| 626122 | OPER EXP T PLANT: HOUSEKEEPING | 147.65 | - | 79.87 | 187.30 | 182.53 | 285.41 | 249.61 | 88.61 | - | 68.41 |
| 626130 | OPER EXP WTP: SMALL TOOLS | 67.98 | - | 88.96 | 598.90 | 1,523.39 | 20.58 | 413.86 | 2,154.40 | 368.99 | 647.99 |

| | | | | | | | | | | | |
|--------|--------------------------------|-----------|-----------|-----------|-----------|-----------|-----------|-----------|-----------|-----------|-----------|
| 626200 | OPER EXP SNOW STA: MAT & EXP | - | - | - | - | - | - | - | - | - | - |
| 626300 | OPER EXP MERR RIVER: MAT & EXP | - | - | - | - | - | - | - | - | - | - |
| 631100 | MAINT STRUCT:T PLANT/D&M/SNOW | 4,847.72 | 4,569.67 | 4,660.07 | 6,986.60 | 1,607.17 | 3,212.45 | 5,040.88 | 21,576.65 | 1,651.26 | 1,960.38 |
| 631100 | MAINT STRUCT: TREATMENT PLANT | 136.02 | 322.00 | 166.71 | 217.00 | 2,592.00 | 2,754.86 | 3,892.00 | 2,183.76 | 184.00 | 2,492.00 |
| 631100 | MAINT STRUCT: BOOSTER STATION | - | - | - | 220.99 | 3,070.20 | 3,125.00 | 2,717.91 | 8,330.56 | 1,141.91 | 4,765.55 |
| 631101 | MAINT STRUCT:COMM SYS/BOOSTERS | - | - | 77.07 | - | 19.98 | 36.92 | - | - | - | - |
| 631102 | MAINT OF STRUCT: CORE BOOSTERS | 444.86 | - | - | - | 2,353.39 | - | 731.56 | - | - | - |
| 631200 | MAINT STRUCT: SNOW STATION | - | - | - | - | - | - | - | - | - | - |
| 631500 | MAINT STRUCT: SRCE/SUPPLY | 9,501.72 | 6,898.66 | 710.42 | - | 549.48 | 1,077.35 | 900.95 | 10,211.65 | 856.98 | 530.06 |
| 633100 | MAINT PUMP EQUIP:TREATMENT PLT | 661.76 | 3,472.44 | 450.00 | 11,791.01 | 1,936.45 | 562.88 | 550.00 | 574.80 | 7,003.60 | 842.63 |
| 633100 | MAINT PUMP EQU: HIGH LIFT ELC | - | - | - | - | - | - | - | - | - | - |
| 633100 | MAINT PUMP EQUIP: LABOR | - | - | 104.78 | - | - | - | - | - | - | - |
| 633105 | MAINT PUMP EQUIP: MAT & EXP | 936.92 | 6,420.00 | 1,385.54 | 1,176.45 | - | - | - | - | 3,817.08 | 627.72 |
| 633106 | MAINT PUMP EQUIP: CORE SYSTEMS | - | 100.00 | 100.00 | 100.00 | 100.00 | 100.00 | 241.91 | 4,971.66 | 100.00 | 555.28 |
| 633110 | MAINT OF PUMP EQUIP: COMM SYS | - | 1,605.22 | - | 36.76 | - | 405.01 | - | - | - | - |
| 633140 | MAINT CORE BOOSTER STAT: PHONE | - | - | - | - | - | - | - | - | - | - |
| 633150 | MAINT COMM BOOSTER STAT:PHONE | 77.47 | 77.45 | 77.73 | 77.51 | 77.50 | 80.80 | 82.25 | 82.28 | 82.28 | 81.62 |
| 633155 | MAIN COM BOOST ST:GAS/OIL/PROP | 9,638.68 | 1,958.46 | 12,246.33 | 137.46 | 5,275.35 | 3,633.50 | 192.04 | 211.21 | 3,412.09 | 2,163.95 |
| 633160 | MAINT CORE BOOST:GAS/OIL/PROP | 360.93 | 2,900.25 | 363.99 | 1,249.55 | 237.69 | 179.20 | 5.54 | 3.11 | 3,061.14 | 11.84 |
| 652300 | PWW-DUTY PAY (WTP) | 2,782.85 | 3,062.08 | 3,183.25 | 2,804.69 | 3,076.96 | 2,987.81 | 2,974.87 | 3,376.86 | 3,120.53 | 2,636.87 |
| 633198 | BOOST STAT GEN MAINT: COM SYS | 14,565.82 | 10,705.27 | 25,494.79 | 12,388.80 | 20,707.60 | 16,497.61 | 17,760.87 | 17,411.70 | 18,953.72 | 14,660.74 |
| 633199 | BOOSTER STATION GENERAL MAINT | 60,234.31 | 52,641.47 | 63,733.77 | 58,922.86 | 66,872.65 | 75,880.35 | 73,957.21 | 59,483.25 | 56,725.27 | 63,084.43 |
| 633210 | W&E PUMP STA: WM | 3,352.56 | 2,921.37 | 4,958.72 | 3,431.08 | 3,433.73 | 4,275.07 | 4,033.20 | 3,565.36 | 3,791.33 | 3,392.39 |
| 633212 | W&E PUMP STA: WM - CHEMICALS | - | - | - | - | - | - | - | - | - | - |
| 633214 | W&E PUMP STA: WM - PROPANE | - | - | - | - | - | - | - | - | - | - |
| 633400 | HARDWOOD PUMP STA: WM | 800.00 | 750.00 | 750.00 | 750.00 | 750.00 | 400.00 | 400.00 | 400.00 | 852.50 | 400.00 |
| 633881 | HARVEST VLGE PUMP STA: LY | - | - | - | - | - | - | - | - | - | - |
| 633973 | AVERY PUMP STA: LY - TELEPHONE | - | - | - | - | - | - | - | - | - | - |
| 641110 | CHLORINE: TREATMENT PLANT | 4,854.00 | 4,451.12 | 6,653.05 | 4,508.88 | 7,770.17 | 10,995.65 | 12,120.52 | 13,636.90 | 9,060.02 | 7,840.52 |
| 641111 | CHLORINE: COMMUNITY SYSTEMS | - | 70.24 | - | - | - | - | - | - | - | - |
| 641120 | FERRIC CHLORIDE | 42,725.76 | 37,866.53 | 48,195.30 | 40,015.02 | 65,273.68 | 77,569.88 | 86,570.34 | 86,449.54 | 58,982.31 | 50,305.53 |
| 641130 | AMMONIUM SULFATE-COMM SYSTEMS | - | - | - | - | - | - | - | - | - | - |
| 641140 | POLYMERS | 1,582.82 | 989.26 | 1,187.11 | 1,187.11 | 1,582.82 | 2,077.45 | 1,780.67 | 2,671.00 | 1,932.82 | 1,478.04 |
| 641150 | CARBON DIOXIDE: GAS - CORE | - | - | - | - | - | - | - | - | - | - |
| 641160 | CORROSION INHIBITOR | 4,840.18 | 4,365.79 | 4,758.64 | 4,654.87 | 6,532.28 | 11,622.52 | 10,331.13 | 13,292.91 | 9,460.84 | 7,118.18 |
| 641161 | ZINC ORTHOPHOSPHATE-COMM SYS | - | - | - | - | - | - | - | - | - | - |
| 641165 | CHEMICALS: BON TERRAIN | - | - | - | - | - | - | - | - | - | - |
| 641170 | MISC TREATMENT CHEMICALS | - | - | - | - | - | - | - | - | - | - |
| 641180 | CARBON DIOXIDE | - | - | - | - | - | - | - | - | - | - |
| 641190 | TKPP DRY | 2,239.22 | 1,727.40 | 2,175.24 | 4,405.01 | 6,118.07 | 7,464.05 | 9,084.06 | 8,950.47 | 6,679.46 | 5,480.16 |
| 641190 | ARSENIC MEDIA REPLACEMENT | 4,042.98 | - | - | - | 20,143.50 | 13,601.30 | - | - | - | - |
| 641191 | ARSENIC MEDIA REPLACEMENT | 6,738.30 | - | - | - | - | - | - | 7,553.82 | - | - |
| 641201 | POLYPHOSPHATE: CORE | - | - | - | - | - | 336.85 | 1,531.16 | 765.58 | 581.85 | 520.59 |
| 641201 | POLYPHOSPHATE | - | 1,000.00 | - | - | - | 61.25 | 244.97 | 183.72 | 122.49 | 183.73 |
| 641203 | POTASSIUM PERMAGATE | - | 162.99 | 162.99 | - | - | 325.98 | 200.49 | - | - | 200.49 |

| | | | | | | | | | | | |
|--------|---|-------------------|-------------------|-------------------|-------------------|-------------------|-------------------|-------------------|---------------------|-------------------|-------------------|
| 641205 | SODIUM HYDROXIDE | 31,045.99 | 22,011.20 | 50,843.73 | 31,300.54 | 60,795.95 | 77,821.09 | 95,692.76 | 78,684.41 | 54,523.04 | 45,165.42 |
| 641206 | SALT | 2,786.33 | 3,416.18 | 3,527.60 | 3,875.34 | 3,639.50 | 3,210.45 | 6,398.52 | 2,828.89 | 3,094.65 | 3,508.84 |
| 641210 | SODIUM HEXAMETAPHOSPHATE | - | - | - | - | - | - | - | - | - | - |
| 641212 | POT ASH | 945.28 | 577.67 | 420.13 | - | 1,620.00 | 1,560.00 | 1,680.00 | 1,706.32 | 1,584.44 | 1,803.45 |
| 641213 | SODA ASH | - | - | - | 1,188.00 | - | - | - | 1,188.00 | - | - |
| 641214 | W&E CHEMICALS | - | - | - | - | - | - | - | - | - | - |
| 641220 | POLYPHOSPHATE-COMM SYSTEMS | - | - | - | - | - | - | - | - | - | - |
| 641221 | POTASSIUM PERMAGATE-COMM SYS | - | - | - | - | - | - | - | - | - | - |
| 641222 | SODIUM HYDROXIDE-COMM SYSTEMS | - | - | - | - | - | - | - | - | - | - |
| 641223 | SALT - COMMUNITY SYSTEMS | - | - | - | - | 289.50 | - | - | 289.50 | - | - |
| 641225 | POT ASH - COMMUNITY SYSTEMS | - | - | - | - | - | - | - | - | - | - |
| 642100 | PURIFICATION LABOR | 23,443.67 | 22,198.27 | 25,600.31 | 24,830.82 | 26,937.09 | 26,987.84 | 25,245.69 | 24,901.26 | 29,492.86 | 26,387.95 |
| 642160 | MAINT PURIF EUIP: CAUSTIC | - | - | - | - | - | - | - | - | - | - |
| 642200 | LABORATORY EXPENSE | 5,571.24 | 6,553.11 | 10,078.62 | 8,315.49 | 5,535.60 | 8,890.12 | 2,308.68 | 10,198.19 | 7,550.58 | 7,083.17 |
| 642201 | LABORTORY EXP-COMMUNITY SYSTEM | - | - | - | - | 677.35 | - | 1,577.19 | - | - | - |
| 642205 | LAB EXPENSE:OUTSIDE TEST-CORE | 9,148.68 | 4,809.06 | 5,164.08 | 8,486.72 | 7,174.56 | 11,128.31 | 12,452.37 | 5,490.47 | 11,658.71 | 12,819.43 |
| 642205 | LAB EXPENSE: OUTSIDE TESTING | 7,489.64 | 2,884.68 | 2,798.56 | 4,818.18 | 8,063.22 | 4,144.32 | 13,803.36 | 6,409.72 | 3,339.40 | 11,107.70 |
| 642210 | LAB EXP: OUTSIDE TEST-COMM SYS | 3,323.44 | 1,317.72 | 1,675.82 | 854.94 | 1,472.20 | 1,037.82 | 4,823.18 | 6,942.70 | 1,875.22 | 3,036.66 |
| 643000 | WTP - NON-UNION VEHICLES | 934.23 | 912.82 | 547.74 | - | 493.38 | 208.35 | 444.82 | 1,877.14 | 883.36 | 311.59 |
| 643001 | WTP - UNION TRUCKS | 7,705.76 | 3,656.98 | 2,664.23 | 5,704.31 | 3,671.25 | 7,900.70 | 14,190.82 | 8,756.55 | 10,416.49 | 5,733.40 |
| 643002 | WTP - FUEL PURCHASED | 8,177.29 | 10,960.70 | 9,988.56 | 10,808.20 | 10,984.37 | 13,262.82 | 12,167.66 | 11,652.91 | 9,783.32 | 7,410.34 |
| 643004 | TRANSPORTATION EXP:CREDITS WTP | (17,234.75) | (15,122.25) | (19,025.50) | (16,415.75) | (16,415.75) | (29,227.25) | (21,811.50) | (22,900.50) | (25,375.00) | (26,446.50) |
| 643005 | WTP-VEH REGISTRATION:NON-UNION | - | - | - | - | - | - | - | 906.00 | - | - |
| 643006 | WTP-VEH REGISTRATION: UNION | - | - | 39.50 | - | - | - | 1,018.00 | 10,872.33 | (5,471.13) | 860.68 |
| 643007 | WTP-VEH REGISTRAT: TRAILERS | - | - | - | - | - | - | - | 408.00 | - | - |
| 643008 | WTP: TRAILERS | - | - | - | - | - | - | - | - | - | - |
| 652100 | MAINT PURIF EQU: TREAT PLANT | - | - | - | - | - | - | - | - | - | - |
| 652200 | MAINT PROC EQU: TRT PLANT | 4,804.99 | 8,976.07 | 13,072.08 | 10,010.77 | 13,306.97 | 12,869.96 | 7,180.73 | 19,612.74 | 11,660.96 | 15,179.29 |
| 652201 | MAINT PROC EQ: TP SLUDGE REMOV | 34,261.55 | 28,784.41 | 31,784.15 | 32,761.55 | 45,357.40 | 52,326.24 | 60,970.82 | 56,940.84 | 70,826.14 | 41,393.81 |
| 652220 | MAINT OF PROC EQ: SCADA & OTHR | 7,300.28 | 3,137.45 | 11,210.50 | 2,940.34 | 2,462.77 | 7,726.73 | 2,139.09 | 3,558.85 | 2,411.15 | 3,807.46 |
| 652221 | MAINT PROC EQUIP:SCADA-COM SYS | 1,832.72 | 520.69 | 744.39 | 632.54 | 632.54 | 702.54 | 702.54 | 702.54 | 737.54 | 737.54 |
| 926610 | TRAINING EDUCATIONAL SEMINARS | 388.34 | 1,767.09 | 618.33 | 1,756.19 | 913.68 | 2,323.86 | 137.34 | 190.68 | 811.37 | 4,663.75 |
| 926700 | VAC,HOL, BOOT ALLOW-TRT PLT | 14,247.20 | 27,962.30 | 22,642.02 | 29,556.40 | 24,720.79 | 26,969.35 | 21,158.49 | 16,135.76 | 25,485.89 | 23,077.29 |
| | | 789,214.00 | 602,734.92 | 755,294.05 | 688,744.29 | 870,487.18 | 973,663.62 | 998,184.60 | 1,090,723.68 | 968,754.15 | 804,176.17 |
| | Transmission & Distribution Expenses | | | | | | | | | | |
| 660000 | SUPERINTENDENCE: OPERATIONS | 24,043.61 | 21,029.28 | 26,337.90 | 25,000.75 | 24,838.40 | 25,682.84 | 21,974.92 | 25,434.29 | 26,503.80 | 24,352.29 |
| 660001 | BENEFITS: OPS-PAC | - | - | - | - | - | - | - | - | - | - |
| 660001 | BENEFITS: OPERATIONS MANAGER | - | - | - | - | - | - | - | - | - | - |
| 660300 | OFFICE SALARIES & WAGES: OPS | 18,353.87 | 16,453.89 | 21,843.54 | 19,204.11 | 19,854.32 | 18,986.63 | 17,594.53 | 19,903.81 | 19,736.60 | 18,381.44 |
| 662003 | MISC GEN EXPENSE/OPERATIONS | 482.84 | 6,589.73 | 3,406.99 | 9,262.06 | 151.93 | 6,539.38 | 9,890.60 | 5,773.79 | 6,550.16 | 12,012.93 |
| 662004 | MISC T&D MATERIALS & SUPPLIES | 891.92 | 588.26 | 131.34 | 312.07 | 161.40 | 1,876.63 | 691.10 | 477.39 | 809.08 | 250.04 |
| 662005 | MISC GEN EXP: OPS DOT PHYSICAL | 486.34 | 245.00 | 560.49 | 704.52 | 147.00 | 328.00 | 237.00 | 460.55 | 140.00 | 505.38 |
| 662006 | TRAINING UNION | 510.37 | 771.19 | 3,575.76 | 11,116.72 | 2,286.67 | 2,500.13 | 2,021.44 | 1,741.79 | 5,824.39 | 8,165.72 |
| 663100 | METER OPERATING LABOR & EXP | 17,202.00 | 20,187.76 | 36,579.39 | 18,711.42 | 29,769.85 | 27,844.51 | 19,172.04 | 25,654.65 | 21,787.39 | 21,065.75 |
| 663101 | MOLE: METER REMOVAL | 93.80 | 457.83 | 2,711.84 | 6,934.43 | 4,031.44 | 1,145.45 | 301.41 | 562.09 | 1,185.96 | 5,006.69 |

| | | | | | | | | | | | |
|--------|---------------------------------------|-------------|-------------|-------------|-------------|-------------|-------------|-------------|-------------|-------------|-------------|
| 663102 | MOLE: DPAC | - | - | - | - | - | - | - | - | - | - |
| 663200 | METER OPER LABOR & EXP-COM SYS | - | - | - | - | - | - | - | - | - | - |
| 663201 | MOLE:METER REMOVAL-COMM SYSTEM | - | - | - | - | - | - | - | - | - | - |
| 664200 | OTHER EXPENSE ON CUST PREMISIS | 962.20 | 758.27 | 660.88 | 612.46 | 3,918.38 | 7,095.36 | 817.85 | 5,566.89 | 5,558.79 | 2,839.76 |
| 664201 | OTHER EXP ON CUST PREM-COM SYS | - | - | - | - | - | - | - | - | - | - |
| 665000 | STORES EXPENSE | 4,945.58 | 4,215.40 | 4,486.39 | 4,004.63 | 4,772.44 | 4,712.22 | 4,064.85 | 4,817.60 | 6,116.12 | 11,040.77 |
| 665087 | TRANS/EXP CONST/MAINT VEH #87 | - | - | - | - | - | - | - | - | - | - |
| 665100 | SMALL TOOLS EXPENSE | 3,101.10 | 4,304.91 | 3,436.85 | 744.71 | 3,311.58 | 1,858.21 | 1,649.39 | 6,340.52 | 1,217.70 | 1,358.17 |
| 665101 | OPS - UNION TRUCKS | 9,217.36 | 11,966.14 | 12,329.91 | 12,358.47 | 2,559.09 | 5,766.18 | 10,018.44 | 16,033.00 | 11,234.20 | 8,940.47 |
| 665102 | OPS - NON-UNION VEHICLES | 539.21 | 143.12 | - | - | - | 1,934.36 | 122.41 | 1,336.20 | - | 255.29 |
| 665103 | OPS - BOOM TRUCK | - | - | - | - | - | - | - | - | 145.88 | - |
| 665104 | OPS - BACKHOES | 631.70 | 291.76 | 2,316.90 | 484.14 | - | 3,191.74 | 547.62 | - | 75.91 | - |
| 665105 | OPS - DUMP TRUCKS | 6,715.80 | 4,780.81 | 1,607.87 | 2,238.50 | 1,711.47 | 1,226.81 | 8,949.54 | 4,372.48 | 1,504.21 | 6,381.06 |
| 665106 | NORTH COUNTRY - UNION TRUCKS | - | - | - | - | - | - | - | - | - | - |
| 665107 | NORTH COUNTRY - NON-UNION VEH | - | - | - | - | - | - | - | - | - | - |
| 665108 | OPS - TRAILERS | 255.98 | 880.87 | 712.17 | - | - | 55.74 | - | 3,891.56 | - | 137.28 |
| 665110 | OPS-VEH REGISTRAT:NON-UNION VE | - | - | - | - | - | - | - | 1,903.80 | - | - |
| 665111 | OPS-VEH REGISTRAT:UNION TRUCKS | - | - | - | - | - | - | - | 11,987.36 | 1,872.00 | (37.60) |
| 665112 | OPS-VEH REGISTRAT: BOOM TRUCK | - | - | - | - | - | - | - | 419.88 | - | - |
| 665113 | OPS-VEH REGISTRAT: BACKHOES | - | - | - | - | - | - | - | 266.00 | - | - |
| 665114 | OPS-VEH REGISTRAT: DUMP TRUCKS | - | - | - | - | - | - | - | 3,369.10 | - | - |
| 665115 | OPS-VEH REGISTRAT:NC-NON-UNION | - | - | - | - | - | - | - | - | - | - |
| 665116 | OPS-VEH REGISTRAT: NC-UNION | - | - | - | - | - | - | - | - | - | - |
| 665117 | OPS-VEH REGISTRAT: TRAILERS | - | - | - | - | - | - | - | 3,576.30 | - | - |
| 665118 | OPS-VEH REGISTRATION:COMPRESS | - | - | - | - | - | - | - | 78.00 | - | - |
| 665119 | OPS: REGISTRATION-NC TRAILERS | - | - | - | - | - | - | - | - | - | - |
| 665200 | TRANS/EXP PAC MAINT VEH #200 | - | - | - | - | - | - | - | - | - | - |
| 665201 | TRANS/EXP PAC VEHCILE #201 | - | - | - | - | - | - | - | - | - | - |
| 665250 | TRANS/EXP: MISCELLANEOUS | 12,611.01 | 7,785.14 | 13,054.84 | 10,929.11 | 1,116.27 | 11,787.02 | 8,040.69 | 8,032.61 | 6,700.91 | 9,619.78 |
| 665400 | FUEL PURCHASED: GAS/DIESEL | 9,139.73 | 14,612.32 | 13,751.11 | 16,891.67 | 19,972.85 | 21,136.56 | 18,565.66 | 19,664.50 | 16,363.78 | 15,045.54 |
| 665410 | MOTOR OIL | - | - | - | - | - | - | - | - | - | - |
| 665480 | VACTOR MACHINE | - | - | - | - | - | - | - | - | - | - |
| 665500 | COMPRESSOR EXPENSE | 455.68 | - | 1,109.59 | - | - | - | - | - | - | - |
| 665700 | TRANS/EXP: CREDITS | - | - | - | - | - | - | - | - | - | - |
| 665701 | TRANS/EXP TRUCK (CREDIT) | (52,801.00) | (49,617.00) | (60,881.75) | (61,754.25) | (72,361.25) | (57,974.75) | (67,335.00) | (73,528.25) | (58,252.25) | (55,107.00) |
| 665702 | TRANS/EXP BACKHOE (CREDIT) | (2,865.00) | (3,157.50) | (3,720.00) | (2,295.00) | (3,382.50) | (2,336.25) | (4,341.75) | (5,701.50) | (4,998.00) | (4,877.25) |
| 665703 | TRANS/EXP COMPRESSOR (CREDIT) | - | (1,539.00) | (826.50) | (1,225.50) | (912.00) | (627.00) | (721.00) | (1,222.00) | (634.50) | (681.50) |
| 665999 | INVENTORY ADJUSTMENT | - | - | - | (367.88) | 35.94 | - | - | - | - | - |
| 662007 | EMPLOYEE RELATIONS | 2,898.07 | 1,763.61 | 1,559.12 | 281.02 | 280.50 | 3,538.77 | 425.36 | 522.71 | 10,077.50 | 4,562.36 |
| 673001 | MAINT MAINS: REPAIRS | 21,816.50 | 54,158.17 | 19,370.43 | 29,607.75 | 29,300.27 | 113,592.79 | 28,279.80 | 44,759.44 | 25,731.87 | 72,324.08 |
| 673002 | MAINT MAINS: GATE PROGRAM | 13,856.95 | 2,428.00 | 27,858.79 | 25,390.26 | 61,725.66 | 38,139.02 | 49,664.59 | 52,006.14 | 33,911.99 | 25,965.39 |
| 673003 | MAINT MAINS: FLUSHING LN | 4,271.87 | 2,863.43 | 9,159.96 | 92,254.82 | 92,654.26 | 40,887.57 | (1,698.91) | 5,917.48 | 3,789.18 | 9,924.37 |
| 673004 | MAINT GATES: INSPECTION | 2,878.03 | 20,055.25 | 19,586.91 | 3,038.62 | 2,042.76 | 15,459.82 | 22,574.86 | 39,405.27 | 20,561.98 | 15,058.61 |
| 673005 | MAINT GATES: INSPECTION | - | - | - | - | - | - | - | - | - | - |
| 673005 | MAINT MAINS: WESCO MASTER METER VAULT | 154.92 | 164.76 | 166.77 | 151.44 | 109.33 | 93.71 | 62.14 | 42.02 | 264.97 | 69.09 |

| | | | | | | | | | | | |
|--------|--|-------------------|-------------------|-------------------|-------------------|-------------------|-------------------|-------------------|-------------------|-------------------|-------------------|
| 673010 | MAINT MAINS:REPAIRS-COMM SYS | - | - | - | - | - | - | - | - | - | - |
| 673012 | MAINT MAINS:GATE PROG-COMM SYS | - | - | - | - | - | - | - | - | - | - |
| 673013 | MAINT MAINS:FLUSHING-COMM SYS | - | - | - | - | - | - | - | - | - | - |
| 673111 | UNION LABOR: CLEARING | (13,187.53) | 949.46 | 10,054.94 | 4,111.40 | 1,582.70 | (3,377.74) | 10,029.66 | (9,197.34) | 4,966.54 | (17,370.25) |
| 673140 | MAINT GATES-INSPECTIONS-COMSYS | - | - | - | - | - | - | - | - | - | - |
| 673222 | CONTRACTOR: CLEARING | 26,233.98 | (23,945.38) | (1,816.48) | 1,193.07 | 3,923.85 | 322.81 | 2,604.40 | 3,014.28 | (4,773.17) | (2,536.64) |
| 673900 | MAINT OF MAINS: W HOLLIS PRV | 16.21 | 16.21 | 16.21 | 16.21 | 16.21 | 16.21 | 16.21 | 16.22 | 16.21 | 16.21 |
| 675000 | MAINTENANCE: SERVICES | 55,708.71 | 38,140.40 | 50,024.18 | 29,491.51 | 78,546.04 | 66,154.15 | 67,410.06 | 85,171.81 | 70,440.91 | 175,449.21 |
| 675001 | MAINT: SERVICES - COMM SYSTEMS | - | - | - | - | - | - | - | - | - | - |
| 676000 | MAINTENANCE: METERS | 9,170.88 | 3,858.13 | 17,091.46 | 17,956.03 | 5,445.16 | 4,769.43 | 4,023.41 | 7,989.93 | 2,799.79 | 3,602.27 |
| 676001 | MAINT: METERS - COMM SYSTEMS | - | - | - | - | - | - | - | - | - | - |
| 677000 | MAINTENANCE: HYDRANTS | - | - | - | 82.50 | - | 162.18 | - | - | - | - |
| 677001 | MAINTENANCE: HYDRANTS-REPAIRS | 25,948.78 | 38,161.25 | 21,387.15 | 3,150.61 | 5,941.23 | 21,180.78 | 8,406.24 | 11,271.08 | 12,910.15 | 22,338.88 |
| 677002 | MAINTENANCE: HYDRANTS-PAINTING | - | - | 683.82 | - | 2,431.42 | 12,258.74 | 13,433.29 | 9,712.56 | 4,643.39 | 2,618.32 |
| 677003 | MAINTENANCE: HYDRANTS-INSPECTN | 18,030.17 | 10,371.36 | 7,961.73 | 523.31 | 641.11 | 13,441.63 | 22,283.48 | 8,580.89 | 19,070.50 | 20,951.27 |
| 677011 | MAINT: HYDRANTS-COMM SYSTEMS | - | - | - | - | - | - | - | - | - | - |
| 677012 | MAINT HYDRANTS:PAINT-COMM SYS | - | - | - | - | - | - | - | - | - | - |
| 662100 | PWW-DUTY PAY (WTP) | 3,316.31 | 3,499.26 | 3,560.85 | 3,322.64 | 3,681.35 | 4,151.48 | 3,364.77 | 3,958.80 | 3,564.50 | 3,065.87 |
| 677013 | MAINT HYDRANTS:INSPECT-COM SYS | - | - | - | - | - | - | - | - | - | - |
| 678000 | MONITOR CONTRACTORS MARKING | 11,742.18 | 9,401.70 | 27,424.09 | 24,667.06 | 19,031.54 | 24,581.91 | 23,045.01 | 29,689.37 | 25,855.33 | 17,759.03 |
| 678001 | MONITOR CONTR MARKING-COMM SYS | - | - | - | - | - | - | - | - | - | - |
| 678950 | MAINT: MISC GENERAL EQUIPMENT | 284.68 | 3,711.54 | 3,803.31 | 485.36 | 1,363.82 | 772.16 | 70.46 | 581.40 | 2,702.25 | 2,237.95 |
| 921200 | RENTAL EXP PARKING: WILL ST | - | - | - | - | - | - | - | - | - | - |
| 921300 | OFFICE SUPPLY & EXP- WILL ST | 2,808.51 | 1,252.70 | 1,852.10 | 822.92 | 663.73 | 2,996.14 | 1,460.91 | 1,156.97 | 1,286.04 | 2,082.49 |
| 921310 | OFFICE EXPENSE: WILL ST-GAS | 3,435.37 | 5,967.09 | 4,641.92 | 2,055.75 | 649.71 | 302.99 | 150.27 | 279.19 | 146.42 | 382.61 |
| 921320 | OFFICE EXPENSE: WILL ST-ELECT | 4,363.83 | 4,721.34 | 4,186.48 | 3,559.45 | 2,809.71 | 2,835.34 | 3,446.75 | 3,153.12 | 2,818.34 | 2,629.06 |
| 921330 | OFFICE EXPENSE: WILL ST-PHONE | 2,758.35 | 4,725.51 | 3,541.67 | 2,854.09 | 3,062.64 | 2,896.80 | 5,078.63 | 3,304.43 | 9,031.32 | (5,745.98) |
| 926002 | EMP BENEFIT-BOOTS,VAC,HOL-OPS | 26,627.21 | 26,763.66 | 23,737.49 | 29,619.18 | 39,444.69 | 29,083.93 | 44,281.73 | 38,651.17 | 38,316.34 | 28,613.24 |
| 950120 | MAINTENANCE: GARAGE | 22,920.39 | 21,537.82 | 13,331.43 | 6,213.53 | 9,538.19 | 14,804.91 | 8,158.18 | 10,396.35 | 13,420.31 | 13,182.43 |
| 950130 | MAINTENANCE: METER SHOP | - | - | - | - | - | - | - | - | - | - |
| | | 301,028.47 | 292,313.45 | 352,369.84 | 354,715.67 | 406,869.16 | 491,795.30 | 368,833.04 | 441,595.70 | 370,994.79 | 481,834.88 |
| | Engineering Expense | | | | | | | | | | |
| 660001 | ENGINEERING VEHICLES | (1,044.25) | 436.22 | 3,377.10 | 282.47 | 919.54 | 2,257.52 | 4,300.65 | 2,624.07 | 1,575.89 | 1,876.41 |
| 660002 | ENGINEERING - FUEL PURCHASED | 1,335.86 | 1,111.30 | 1,774.57 | 1,901.67 | 2,230.70 | 3,610.52 | 2,628.79 | 2,685.72 | 1,791.29 | 1,651.36 |
| 660003 | ENGINEERING-VEH REGISTRATION | - | - | 296.60 | - | - | - | - | 3,280.80 | - | - |
| 660200 | SALARIES & WAGES - ENGINEERING | 124,284.72 | 107,315.38 | 126,086.30 | 119,985.30 | 124,154.71 | 132,296.98 | 123,834.40 | 125,086.53 | 117,115.82 | 112,660.43 |
| 922000 | MISC EXP: TRNSF-CR (OVERHEAD) | (27,531.35) | (14,597.98) | (27,925.51) | (28,301.07) | (39,246.04) | (37,182.36) | (19,125.40) | (47,724.40) | (36,383.63) | (38,500.36) |
| 662001 | ENGINEERING DEPT: EXPENSE | 1,244.40 | 350.21 | 296.35 | 558.67 | 157.26 | 3,281.39 | 453.75 | 1,063.87 | 2,295.29 | 1,376.25 |
| | | 98,289.38 | 94,615.13 | 103,905.41 | 94,427.04 | 88,216.17 | 104,264.05 | 112,092.19 | 87,016.59 | 86,394.66 | 79,064.09 |
| | Customer Accounts & Collection Expenses | | | | | | | | | | |
| 902000 | CUSTOMER ORDS: COLLECTIONS | - | - | - | - | - | - | - | - | - | - |
| 903000 | CUSTOMER ORDS: COLLECTIONS | 222.37 | - | 277.97 | 607.66 | 4,101.86 | 3,752.35 | 2,270.90 | 5,868.12 | 5,178.73 | - |
| 902001 | METER READING | 10,040.23 | 9,469.97 | 8,671.78 | 9,262.63 | 6,819.59 | 3,884.52 | 5,370.50 | 5,739.17 | 5,554.29 | 6,389.94 |
| 902002 | WATER BAN: COMMUNITY SYSTEMS | - | - | - | - | - | - | - | - | - | - |
| 902003 | EMPLOY BENEF-BOOTS/VACA/HOL-CS | - | - | - | - | - | - | - | - | - | - |

| | | | | | | | | | | | |
|--------|---|-------------------|-------------------|-------------------|-------------------|-------------------|-------------------|-------------------|-------------------|-------------------|-------------------|
| 902004 | SICK - CUST SERVICE - UNION | - | - | - | - | - | - | - | - | - | - |
| 903004 | SICK - CUST SERVICE - UNION | - | - | - | - | - | - | - | - | - | - |
| 902010 | CUST ORDS:COLLECTIONS-COM SYS | - | - | - | - | - | - | - | - | - | - |
| 902011 | METER READING: COMM SYSTEMS | - | - | - | - | - | - | - | - | - | - |
| 902096 | METER READING-EXCEPT: COMM SYS | - | - | - | - | - | - | - | - | - | - |
| 902097 | METER READING-TRANSF: COMM SYS | - | - | - | - | - | - | - | - | - | - |
| 902098 | METER READING: TRANSFERS | 1,960.77 | 2,090.22 | 1,734.03 | 2,192.63 | 4,703.79 | 5,429.16 | 5,263.64 | 7,084.81 | 6,066.57 | 4,765.47 |
| 902099 | METER READING: EXCEPTIONS | 1,905.23 | 2,329.29 | 955.63 | 506.09 | 1,524.34 | 1,164.31 | 2,204.36 | 1,691.90 | 2,054.65 | 1,712.57 |
| 902100 | BILLING & ACCOUNTING | - | - | - | - | - | - | - | - | - | - |
| 903100 | BILLING & ACCOUNTING | 33,832.18 | 23,502.40 | 33,648.38 | 31,936.91 | 31,845.17 | 33,691.93 | 43,250.72 | 34,067.85 | 35,266.14 | 33,224.82 |
| 921140 | COURIER & EXPRESS MAIL EXPENSE | - | - | - | - | - | - | - | - | - | - |
| 930200 | PUBLIC RELATIONS | - | 98.40 | 3,571.65 | 3,168.10 | 26,541.83 | 7,016.44 | - | 3,786.50 | 3,624.42 | 25.20 |
| 902400 | WATER BAN | - | - | - | - | - | - | 10,367.06 | 1,522.92 | - | - |
| 920001 | WAGES: REVENUE & CUSTOMER OPER | 105,401.10 | 97,535.06 | 121,228.44 | 112,336.36 | 120,046.56 | 118,209.57 | 104,854.49 | 121,641.88 | 118,525.52 | 106,248.08 |
| 903003 | EMPLOYEE BENEFITS:BOOTS/VACATION | - | - | - | - | - | - | - | - | - | - |
| 904000 | UNCOLLECTABLE ACCOUNTS | 6,375.07 | 1,588.67 | 5,295.32 | 493.87 | 2,046.58 | 4,538.96 | 2,580.12 | 5,249.68 | (940.06) | (32.14) |
| | | 159,736.95 | 136,614.01 | 175,383.20 | 160,504.25 | 197,629.72 | 177,687.24 | 176,161.79 | 186,652.83 | 175,330.26 | 152,333.94 |
| | Administrative and General Expense | | | | | | | | | | |
| 920000 | SALARIES & WAGES - ADMIN | 16,610.34 | 16,071.07 | 18,112.89 | 17,098.27 | 18,110.03 | 15,968.25 | 15,610.21 | 16,503.68 | 16,800.99 | 15,491.94 |
| 920001 | WAGES: REVENUE & CUSTOMER OPER | - | - | - | - | - | - | - | - | - | - |
| 920002 | SALARIES & WAGES: ACCOUNTING | 60,699.46 | 54,624.62 | 66,072.59 | 62,498.87 | 66,198.19 | 67,962.10 | 61,699.88 | 62,987.16 | 65,592.91 | 61,271.72 |
| 920003 | SALARIES & WAGES: IS | - | - | - | - | - | - | - | - | - | - |
| 920004 | SALARIES & WAGES: PWS | 8,615.91 | 7,216.44 | 8,987.66 | 8,560.01 | 8,486.31 | 8,025.49 | 7,684.44 | 17,130.49 | 15,009.71 | 14,327.63 |
| 920005 | SALARIES & WAGES: PWS ADMIN | - | - | - | - | - | - | - | - | - | - |
| 920100 | OFFICERS SALARIES & WAGES | 47,070.13 | 44,723.62 | 43,121.16 | 43,270.08 | 47,862.02 | 51,996.02 | 40,795.72 | 41,920.67 | 47,091.53 | 46,370.85 |
| 920200 | OFFICER'S SALARIES TRXF OUT | - | - | - | - | - | - | - | - | - | - |
| 921000 | OFFICE SUPPLIES & EXPENSE | 1,781.34 | 1,183.47 | 1,216.13 | 1,756.33 | 2,038.62 | 3,641.04 | 2,325.64 | 4,540.77 | 4,362.55 | 2,208.18 |
| 921001 | TRANS/EXP MAIN OFFICE - VEH #1 | - | - | - | - | - | - | - | - | - | 364.22 |
| 921002 | SENIOR MANAGEMENT VEHICLES | - | - | - | - | 142.22 | - | - | - | - | - |
| 921003 | SENIOR MGMT - FUEL PURCHASED | 86.97 | 92.40 | 260.27 | 229.57 | 111.31 | 190.70 | 175.95 | 158.80 | 149.25 | 143.86 |
| 921004 | SENIOR MGMT-VEH REGISTRATION | - | - | - | - | - | - | - | - | 591.80 | - |
| 921130 | OFFICE EQUIP: RENTAL/LEASE EXP | 3,640.54 | 2,104.54 | 3,603.20 | 3,603.20 | 5,107.33 | 11,633.53 | 9,314.31 | 1,872.37 | 3,338.51 | 3,983.51 |
| 921131 | VEHICLE LEASES | - | - | - | - | - | - | - | - | - | - |
| 921133 | IT VEHICLE EXPENSE-FUEL | - | - | - | - | - | - | - | - | - | - |
| 921134 | IT VEHICLE EXPENSE-REGISTRATION | - | - | - | - | - | - | - | - | - | - |
| 921132 | IT VEHICLE EXPENSE | - | - | - | - | - | - | - | - | - | - |
| 921140 | COURIER & EXPRESS MAIL EXPENSE | - | - | - | - | - | - | - | - | - | - |
| 921150 | RENTAL EXPENSE: HECOP III | 27,499.56 | 27,500.00 | 27,500.00 | 27,500.00 | 27,500.00 | 27,500.00 | 27,500.00 | 27,500.00 | 27,500.00 | 27,500.00 |
| 921160 | OFFICE EXP: MANCHESTR ST-PHONE | 133.89 | 133.89 | 133.89 | 133.81 | 133.81 | 133.81 | 142.84 | 190.31 | 167.53 | 283.49 |
| 921170 | OFFICE EXPENSE: MANCH ST ELECT | - | - | - | - | - | - | - | - | - | - |
| 921180 | OFFICE EXPENSE: NASHUA ELECTRIC | 4,515.86 | 4,415.81 | 4,665.53 | 4,267.81 | 4,427.29 | 4,299.12 | 4,940.87 | 5,133.28 | 4,904.39 | 3,941.66 |
| 921190 | OFFICE EXPENSE: NASHUA OTHER UTIL | 2,588.73 | 3,369.77 | 2,232.82 | 1,944.72 | 1,483.24 | 358.51 | 414.75 | 668.58 | 187.82 | 752.30 |
| 922000 | MISC EXP: TRNSF-CR (OVERHEAD) | (390.55) | (646.39) | (1,717.84) | (587.91) | (1,749.67) | (821.91) | (1,618.49) | (1,557.63) | (2,371.13) | (2,393.14) |
| 922200 | LABOR: OVERHEAD | (84,742.66) | (83,333.79) | (93,191.05) | (101,124.88) | (92,224.43) | (84,337.30) | (75,398.12) | (94,698.36) | (79,608.28) | (71,716.58) |
| 923000 | OUTSIDE SERVICES | 37,239.31 | 36,272.09 | 31,918.37 | 42,797.12 | 45,031.15 | 30,676.84 | 29,063.70 | 23,579.74 | 28,626.02 | 44,399.60 |

| | | | | | | | | | | | |
|--------|-----------------------------------|-------------------|-------------------|-------------------|-------------------|-------------------|-------------------|-------------------|-------------------|-------------------|-------------------|
| 924000 | INSURANCE EXPENSE | 71,286.53 | 78,396.22 | 69,567.80 | 74,153.63 | 11,361.40 | 74,153.45 | 74,153.41 | 74,146.51 | 74,271.52 | 75,372.33 |
| 926001 | OFFICER'S LIFE INSURANCE | 525.21 | 525.27 | 525.27 | 525.27 | 525.27 | 525.27 | 525.27 | 525.27 | 525.31 | 525.27 |
| 926100 | SICKNESS & FUNERAL PAY | - | - | - | - | - | - | - | - | - | - |
| 926200 | PENSION- DB PLAN | 134,192.75 | 134,192.75 | 134,192.75 | 134,192.75 | 134,192.75 | 134,192.75 | 134,192.75 | 134,192.75 | 134,192.75 | 134,192.75 |
| 926250 | GROUP PENSION: 401K | 23,287.80 | 23,015.15 | 22,601.71 | 29,407.18 | 24,381.33 | 24,510.16 | 30,836.09 | 24,741.71 | 30,287.33 | 24,159.20 |
| 926255 | EARLY RETIREE HEALTH EXPENSE | - | - | - | - | - | - | - | - | - | - |
| 926260 | POST-65 RETIREMENT HEALTH EXP | 31,806.75 | 31,806.75 | 31,806.75 | 31,806.75 | 31,806.75 | 31,806.75 | 31,806.75 | 31,806.75 | 31,806.75 | 31,806.75 |
| 926300 | EMPLOYEE SERVICE AWARDS | - | - | - | - | - | - | - | - | - | 250.00 |
| 926400 | GROUP HEALTH INSURANCE | 206,428.57 | 180,954.14 | 174,418.51 | 176,834.83 | 178,931.03 | 172,185.49 | 191,519.17 | 161,329.49 | 142,953.81 | 176,150.09 |
| 926401 | HEALTH INSURANCE:OPT OUT | - | - | - | - | - | 11,625.00 | - | - | - | - |
| 926410 | GROUP DENTAL | 18,568.69 | 18,797.46 | 18,675.00 | 19,495.86 | 19,416.23 | 19,852.71 | 19,787.97 | 19,347.13 | 19,208.52 | 19,266.24 |
| 926420 | GROUP LIFE/DISABILITY INSURANC | 3,354.28 | 3,276.78 | 3,254.28 | 3,286.99 | 3,061.28 | 3,110.28 | 3,413.28 | 3,413.28 | 3,413.28 | 3,415.28 |
| 926440 | EMPLOYEE BENEFITS/ SECTION 125 | - | - | - | - | - | - | - | - | - | - |
| 926500 | MISC EMPLOYEE BENEFITS | 301.25 | 423.75 | 311.25 | 211.25 | 410.22 | 253.50 | - | 253.50 | 253.50 | 1,383.01 |
| 926501 | MISC EMPLOYEE BENEFITS-WELLNESS | 1,120.00 | (412.93) | (81.55) | (65.24) | (27.96) | (34.95) | (21.21) | - | - | 81.95 |
| 926502 | MISC EMPLOYEE BENEFITS-ACTIVITIES | - | - | - | 98.54 | - | - | 647.05 | 799.55 | 4,114.07 | 3,851.62 |
| 926503 | MISC EMPLOYEE BENEFITS-SAFETY | 779.00 | 700.00 | - | - | 220.00 | - | - | 2,300.00 | - | - |
| 926505 | EMPLOYEE RELATIONS | - | - | 307.82 | - | 24.57 | - | - | 535.83 | - | - |
| 926600 | TUITION REIMBURSEMENTS | 1,050.00 | - | 5,821.00 | - | - | 3,191.00 | - | 4,200.00 | - | - |
| 926610 | TRAINING EDUCATIONAL SEMINARS | 1,576.92 | 1,240.92 | (3,699.93) | 1,311.92 | 1,849.38 | 5,675.00 | 4,966.68 | 1,765.81 | 2,275.00 | 8,842.00 |
| 926801 | SUP BEN: SUP EXE RETIRE PLAN | - | - | 18,617.00 | - | - | 24,844.00 | - | - | 22,024.00 | - |
| 928000 | REGULATORY COMMISSION EXPENSE | 20,673.33 | 20,673.34 | 20,673.33 | 20,673.33 | 20,673.33 | 20,673.34 | 20,673.34 | 20,673.34 | 20,673.34 | 20,673.34 |
| 930100 | MEETINGS & CONVENTIONS | 75.00 | 783.81 | 360.00 | 1,927.10 | 4,597.07 | 280.00 | 5,402.06 | 1,879.20 | 8,165.34 | 2,465.12 |
| 930101 | MEMBERSHIPS | 2,101.00 | 2,191.00 | 2,627.24 | 2,618.08 | 2,484.91 | 2,219.07 | 2,463.74 | 2,868.74 | 2,193.74 | 2,610.24 |
| 930102 | LICENSING FEES | 2,845.84 | 2,364.84 | 2,287.84 | 2,040.84 | 2,538.70 | 2,083.83 | 2,097.50 | 2,097.46 | 2,197.50 | 2,401.50 |
| 930200 | PUBLIC RELATIONS | - | - | - | - | - | - | - | - | - | - |
| 930300 | MEALS | 150.07 | 35.02 | 76.22 | 323.52 | 232.78 | 357.99 | 599.94 | 311.06 | 422.45 | 136.34 |
| 930400 | MISCELLANEOUS GENERAL EXPENSE | 16,130.29 | 469.00 | 941.93 | 779.00 | 819.99 | 507.00 | 517.58 | 3,261.86 | (1,386.81) | 738.46 |
| 930401 | MISC GEN EXP:UNREALIZED ACQUIS | - | - | - | - | - | - | - | - | - | - |
| 930405 | MISC GEN EXP: RECRUITMENT FEES | 684.75 | 183.75 | 2,547.00 | 1,433.50 | 3,421.00 | 982.50 | 329.00 | 2,802.16 | 2,725.72 | 1,102.35 |
| 930410 | CHARITABLE CONTRIBUTIONS | - | - | - | - | - | - | - | - | - | - |
| 950100 | MAINTENANCE: OFFICE PROPERTY | - | - | 1,600.00 | - | - | - | - | - | - | - |
| 950110 | MAINTENANCE: MANCHESTER STREET | 7,957.59 | 19,633.26 | 4,593.63 | 4,615.76 | 11,635.34 | 10,790.96 | 3,830.13 | 10,827.77 | 4,578.50 | 7,300.01 |
| 950200 | MAINT: OFFICE FURNT & EQUIP | - | - | - | - | - | - | - | - | - | - |
| 950300 | MAINT: COMMUNICATION EQUIP | - | - | - | - | - | - | - | - | - | - |
| 950400 | MAINT: MISC GENERAL EQUIP | - | - | - | - | - | - | - | - | - | - |
| 950500 | MAINT: COMPUTER EQUIPMENT | - | - | - | - | - | - | - | - | - | - |
| | | 670,244.45 | 632,977.82 | 624,940.47 | 617,617.86 | 585,212.79 | 681,011.30 | 650,392.20 | 610,009.03 | 637,239.22 | 663,653.09 |
| | IS Expenses | | | | | | | | | | |
| 920003 | SALARIES & WAGES: IS | 57,657.43 | 53,326.85 | 63,772.97 | 56,204.86 | 60,407.00 | 52,906.23 | 50,551.84 | 53,417.29 | 56,665.63 | 52,867.76 |
| 922000 | MISC EXP: TRNSF-CR (OVERHEAD) | - | - | - | - | - | - | (1,657.96) | (1,092.57) | - | - |
| 921000 | OFFICE SUPPLIES & EXPENSE | 1,189.98 | 1,689.97 | - | 525.70 | 787.49 | - | - | 29.96 | - | (3,921.60) |
| 921132 | IT VEHICLE EXPENSE | - | - | - | - | - | - | - | - | - | - |
| 921133 | IT VEHICLE EXPENSE-FUEL | - | - | - | - | - | - | - | - | - | - |
| 921134 | IT VEHICLE EXPENSE-REGISTRATION | - | - | - | - | - | - | - | - | - | - |

| | | | | | | | | | | | |
|--------|------------------------------------|---------------------|---------------------|---------------------|---------------------|---------------------|---------------------|---------------------|---------------------|---------------------|---------------------|
| 921160 | OFFICE EXP: MANCHESTR ST-PHONE | 1,513.10 | 1,495.50 | 2,391.21 | 4,240.34 | 7,835.38 | 1,777.74 | 1,807.64 | 3,087.64 | 1,894.79 | (9,876.26) |
| 950300 | MAINT: COMMUNICATION EQUIP | 1,031.84 | 1,264.63 | 1,815.59 | 1,815.59 | 7,104.14 | 2,375.54 | 1,824.58 | 2,375.54 | 3,486.45 | 2,375.54 |
| 950500 | MAINT: COMPUTER EQUIPMENT | 48,464.76 | 48,304.33 | 48,969.43 | 58,168.99 | 47,222.70 | 53,173.57 | 56,969.04 | 46,720.20 | 51,615.29 | 65,339.67 |
| | | 109,857.11 | 106,081.28 | 116,949.20 | 120,955.48 | 123,356.71 | 110,233.08 | 109,495.14 | 104,538.06 | 113,662.16 | 106,785.11 |
| | Inter Div Management Fee | | | | | | | | | | |
| 930500 | INTERCOMPANY MGMT FEE: PCP | 25,071.00 | 32,421.00 | 29,810.00 | 36,817.00 | 28,207.00 | 31,304.00 | 32,383.00 | 33,539.00 | 37,698.00 | 28,251.00 |
| 930510 | INTCO MGMT FEE: TSC/PWS/PAC/PEU | (80,915.00) | (76,354.00) | (81,669.00) | (80,249.00) | (68,272.00) | (67,221.00) | 2,803.00 | (81,245.00) | (77,258.00) | (56,681.00) |
| 930520 | INTERCO MGT:INSIDE GEN COUNSEL | - | - | - | - | - | - | - | - | - | - |
| | | (55,844.00) | (43,933.00) | (51,859.00) | (43,432.00) | (40,065.00) | (35,917.00) | 35,186.00 | (47,706.00) | (39,560.00) | (28,430.00) |
| | Total Operating Expenses | 2,072,526.36 | 1,821,403.61 | 2,076,983.17 | 1,993,532.59 | 2,231,706.73 | 2,502,737.59 | 2,450,344.96 | 2,472,829.89 | 2,312,815.24 | 2,259,417.28 |
| | Depreciation Expense | | | | | | | | | | |
| 403000 | DEPRECIATION EXPENSE | 681,295.11 | 680,960.82 | 683,571.94 | 681,264.15 | 682,690.88 | 656,950.50 | 668,791.18 | 669,292.42 | 668,463.57 | 673,292.60 |
| 406100 | AMORT OF BON TERRAIN ACQ ADJ | (15,015.03) | (15,015.02) | (15,015.02) | (15,015.03) | (15,015.03) | (15,015.02) | (15,015.03) | (15,015.02) | (15,015.02) | (15,015.03) |
| 406101 | AMORT OF SOUHEGAN WDS ACQ ADJ | (1,412.10) | (1,412.10) | (1,412.11) | (1,412.11) | (1,412.10) | (1,412.11) | (1,412.10) | (1,412.10) | (1,412.11) | (1,412.11) |
| 406102 | AMORT OF CASTLE REACH ACQ ADJ | (474.65) | (474.64) | (474.65) | (474.64) | (474.65) | (474.64) | (474.65) | (474.65) | (345.70) | (340.19) |
| 406103 | AMORT OF WHITE ROCK ACQ ADJ | (529.59) | (529.60) | (529.59) | (529.60) | (529.59) | (529.60) | (529.61) | (529.60) | (483.02) | (481.96) |
| 406104 | AMORT OF LAMPLIGHTER ACQ ADJ | (471.31) | (471.32) | (471.31) | (471.32) | (471.31) | (471.32) | (471.31) | (471.32) | (471.31) | (471.32) |
| 406105 | AMORT FLETCHERS CORNER ACQ ADJ | (548.33) | (548.33) | (548.33) | (548.33) | (548.33) | (548.33) | (548.33) | (548.33) | (548.33) | (548.33) |
| | | 662,844.10 | 662,509.81 | 665,120.93 | 662,813.12 | 664,239.87 | 638,499.48 | 650,340.15 | 650,841.40 | 650,188.08 | 655,023.66 |
| | Amortization Expense: CIAC | | | | | | | | | | |
| 405300 | AMORTIZATION EXPENSE: CIAC | (115,304.98) | (115,344.93) | (115,398.60) | (115,425.41) | (115,464.24) | (115,581.46) | (115,505.58) | (115,676.68) | (115,991.73) | (116,028.46) |
| | Amortization Expense | | | | | | | | | | |
| 407320 | AMORT EXP - DEFERRED CHARGES | 18,945.74 | 19,188.23 | 19,209.92 | 19,209.33 | 19,209.51 | 19,209.82 | 19,209.60 | 19,268.07 | 19,268.51 | 19,246.93 |
| 407100 | AMORT: ACQUISITION PREMIUM | 187,333.28 | 193,010.30 | 193,010.31 | 193,010.32 | 193,010.30 | 193,010.31 | 193,009.43 | 193,010.31 | 193,010.31 | 193,010.32 |
| | | 206,279.02 | 212,198.53 | 212,220.23 | 212,219.65 | 212,219.81 | 212,220.13 | 212,219.03 | 212,278.38 | 212,278.82 | 212,257.25 |
| 414000 | GAIN FROM ARRA LOAN FORGIVNESS | (9,346.86) | (9,346.86) | (9,346.86) | (9,346.86) | (9,346.86) | (9,346.86) | (9,346.86) | (9,346.86) | (9,346.86) | (9,346.86) |
| 414100 | GAIN ON DISP/UTIL PROP-PAPP ND | - | - | - | - | - | - | - | - | - | - |
| 921161 | RENT EXP-HECOP III FITUP ALLOW | - | - | - | - | - | - | - | - | - | - |
| | Taxes Other than Income Tax | | | | | | | | | | |
| 408110 | LOCAL PROPERTY TAXES | 467,241.88 | 375,981.88 | 419,110.19 | 418,608.88 | 411,581.44 | 550,041.12 | 460,077.18 | 460,077.18 | 460,077.10 | 460,077.16 |
| 408120 | MEDICARE TAX EXPENSE | 11,045.14 | 10,860.90 | 12,929.71 | 12,121.73 | 12,929.02 | 13,262.03 | 12,515.59 | 13,591.92 | 12,630.08 | 11,641.92 |
| 408121 | FICA TAX EXPENSE | 47,227.52 | 46,439.69 | 55,285.67 | 51,830.92 | 55,282.72 | 56,706.54 | 53,514.98 | 57,189.02 | 51,616.69 | 47,608.57 |
| 408122 | FUTA TAX EXPENSE | 3,569.87 | 642.36 | 99.02 | 97.56 | 137.30 | 230.79 | 181.86 | 75.23 | 14.06 | 56.72 |
| 408123 | SUTA TAX EXPENSE - NH | 11,248.03 | 8,111.31 | 2,722.16 | 1,003.97 | 553.40 | 724.30 | (1,684.13) | 582.54 | 210.39 | (1,484.67) |
| 408125 | SUTA TAX EXPENSE - MASS | 506.42 | 467.80 | 34.64 | (152.96) | - | - | - | - | - | - |
| 408130 | NH BET TAXES | 245.08 | - | - | 150.00 | - | - | - | - | - | - |
| 408130 | OTHER TAXES | - | - | - | - | - | - | - | - | - | - |
| 408126 | EXCISE TAXES | - | - | - | - | - | - | 259.47 | - | - | - |
| | | 541,083.94 | 442,503.94 | 490,181.39 | 483,660.10 | 480,483.88 | 620,964.78 | 524,864.95 | 531,515.89 | 524,548.32 | 517,899.70 |

| | | | | | | | | | | | |
|--------|---|---------------------|---------------------|---------------------|---------------------|---------------------|---------------------|---------------------|---------------------|---------------------|---------------------|
| | | 537,129.94 | 438,549.94 | 486,227.39 | 479,706.10 | 476,529.88 | 617,010.78 | 520,910.95 | 527,561.89 | 520,594.32 | 513,945.70 |
| | Income Tax | | | | | | | | | | |
| 409102 | PROV/FED INC TAX/CURRENT | (92,476.29) | 19,441.01 | 165,372.18 | 45,512.55 | 54,036.53 | 212,464.38 | 305,704.50 | 350,486.87 | 174,208.55 | 15,913.69 |
| 409113 | PROVS FOR NH BUS PRFTS TAX CUR | (32,888.06) | 12,302.51 | 68,934.25 | 6,412.72 | 21,466.31 | 84,402.61 | 121,442.74 | 139,232.77 | 69,205.28 | 6,321.79 |
| 409120 | MASS EXERCISE TAX | - | - | - | - | - | - | - | - | - | - |
| 410102 | PROV/FED INC TAX/DEFERRED | - | - | - | - | - | - | - | - | - | - |
| 410113 | PROV NH INCOME TAX DEFERRED | - | - | - | - | - | - | - | - | - | - |
| 410120 | PROV MA INCOME TAX DEFERRED | - | - | - | - | - | - | - | - | - | - |
| 411000 | AMORT OF REGULATORY LIABILITY | - | - | - | - | - | - | - | - | - | - |
| 412000 | INVESTMENT TAX CREDITS | (2,753.00) | (2,753.00) | (2,753.00) | (2,753.00) | (2,753.00) | (2,753.00) | (2,753.00) | (2,753.00) | (2,753.00) | (2,753.00) |
| | | (128,117.35) | 28,990.52 | 231,553.43 | 49,172.27 | 72,749.84 | 294,113.99 | 424,394.24 | 486,966.64 | 240,660.83 | 19,482.48 |
| | Total Operating Deducts | 3,229,964.23 | 3,042,914.62 | 3,551,313.69 | 3,276,625.46 | 3,536,589.03 | 4,143,607.65 | 4,137,310.89 | 4,229,408.66 | 3,815,152.70 | 3,538,705.05 |
| | Net Operating Income | 206,946.51 | 616,236.07 | 898,734.54 | 716,489.24 | 724,123.27 | 1,302,087.77 | 1,679,301.87 | 1,831,071.80 | 1,104,175.22 | 536,423.57 |
| | | 206,946.51 | 616,236.07 | 898,734.54 | 716,489.24 | 724,123.27 | 1,302,087.77 | 1,679,301.87 | 1,831,071.80 | 1,104,175.22 | 536,423.57 |
| | Non-Operating Revenue Deductions | | | | | | | | | | |
| 421000 | MISC NON-UTILITY INCOME | - | - | - | - | - | - | - | - | - | (17,500.00) |
| 426000 | NON-OPERATING REVENUE DEDUCTS | - | - | - | - | - | - | - | - | - | - |
| 426001 | MISCELLANEOUS NON-UTILITY EXP | - | - | - | - | - | - | - | - | - | - |
| | Other Income | - | - | - | - | - | - | - | - | - | (17,500.00) |
| 420000 | AFUDC-INTEREST(DEBT) COMPONENT | - | - | - | - | - | - | - | - | - | - |
| 420100 | AFUDC - EQUITY COMPONENT | - | - | - | - | - | - | - | - | - | - |
| | Interest Expense | | | | | | | | | | |
| 427300 | INTEREST EXP: BONDS & NOTES | 476,669.91 | 470,445.51 | 309,081.57 | 463,293.21 | 475,231.26 | 459,019.39 | 471,681.71 | 472,493.29 | 412,101.34 | 469,616.31 |
| 427200 | LINE OF CREDIT INTEREST | 11,548.18 | 11,307.66 | (94,879.78) | 22,409.19 | (7,250.34) | 2,811.24 | 12,417.71 | 8,512.42 | 11,293.55 | 13,655.39 |
| 427325 | INTEREST EXP:DEBT SERVICE COST | - | - | - | - | - | - | - | - | - | - |
| 428000 | AMORTIZATION OF DEBT EXPENSE | 259,256.52 | 259,213.08 | 259,658.05 | 260,405.52 | 260,406.18 | 258,936.05 | 259,248.15 | 259,248.15 | 259,248.15 | 259,248.15 |
| 428001 | AMORT OF ORIGINAL ISSUE DISCNT | - | - | - | - | - | - | - | - | - | - |
| 428002 | AMORTIZATION OF DISCOUNT ON BONDS | - | - | - | - | - | - | - | - | - | - |
| 429000 | AMORTIZATION: PREMIUM ON DEBT | (13,258.71) | (13,258.71) | (13,258.71) | (13,414.09) | (13,414.09) | (13,414.09) | (13,414.09) | (13,414.09) | (13,414.09) | (13,414.09) |
| 427115 | INTERCOMPANY INTEREST | 5,197.85 | 5,650.68 | 6,276.32 | 2,838.84 | (3,872.71) | (13,206.67) | (11,478.02) | (24,008.87) | (30,152.39) | (44,790.72) |
| 427500 | INTEREST - OTHER | - | - | - | - | - | - | - | - | - | - |
| 419000 | INTEREST INCOME | - | - | - | - | - | - | - | - | - | - |
| | Total Interest | 739,413.75 | 733,358.22 | 466,877.45 | 735,532.67 | 711,100.30 | 694,145.92 | 718,455.46 | 702,830.90 | 639,076.56 | 684,315.04 |
| | Net Income (Or Loss) - MTD | (532,467.24) | (117,122.15) | 431,857.09 | (19,043.43) | 13,022.97 | 607,941.85 | 960,846.41 | 1,128,240.90 | 465,098.66 | (147,891.47) |
| | Net Income (Or Loss) - YTD | (532,467.24) | (117,122.15) | 431,857.09 | (19,043.43) | 13,022.97 | 607,941.85 | 960,846.41 | 1,128,240.90 | 465,098.66 | (147,891.47) |

| | 11 | 12 | |
|--|---------------------|---------------------|----------------------|
| | Nov-22 | Dec-22 | Total |
| | (14,900.62) | (14,963.13) | (179,139.96) |
| | (2,906,717.45) | (3,048,927.80) | (41,531,574.01) |
| | (81,409.38) | (79,583.66) | (1,272,085.77) |
| | 241,249.00 | 498,561.00 | 577,599.00 |
| | 81,409.38 | 79,583.66 | 299,410.29 |
| | - | - | - |
| | - | - | - |
| | (223,081.66) | (231,288.74) | (2,248,438.55) |
| | (175,912.94) | (173,869.59) | (2,234,405.49) |
| | 175,912.94 | 173,869.59 | 2,031,311.50 |
| | (438.39) | (4.72) | (538,836.52) |
| | 438.39 | 4.72 | 188.73 |
| | - | (35,727.85) | (35,727.85) |
| | (345,212.59) | 35,727.85 | (309,484.74) |
| | - | - | - |
| | - | 400,735.12 | 400,735.12 |
| | - | - | - |
| | (733,573.43) | (733,573.43) | (8,802,390.66) |
| | 733,573.43 | 733,573.43 | 8,802,390.66 |
| | (631,069.25) | (641,149.37) | (7,610,110.59) |
| | 3,879,732.57 | 3,037,032.92 | 52,650,558.84 |
| | (270.00) | - | (19,359.00) |
| | (31,732.75) | (64,229.08) | (415,207.91) |
| | - | - | - |
| | (8,314.43) | (7,935.00) | (106,790.84) |
| | 16,933.44 | 26,960.72 | 203,679.16 |
| | (1,071.66) | (1,071.66) | (12,859.92) |
| | (11,101.44) | (11,085.60) | (125,767.44) |
| | (19,311.42) | (64,070.00) | (83,381.42) |
| | 54,598.26 | 121,430.62 | 540,328.37 |
| | 3,934,600.83 | 3,158,463.54 | 53,210,246.21 |
| | 5,300.70 | 4,186.51 | 105,677.72 |
| | - | - | - |

3,335,392.92

| | | |
|-------------|-----------|-------------------|
| 3,848.68 | 3,540.63 | 30,804.90 |
| 152.52 | 565.53 | 998.84 |
| 30,983.21 | 30,291.30 | 506,359.41 |
| 34,168.99 | 32,911.29 | 430,459.28 |
| 1,758.28 | 1,771.57 | 17,813.13 |
| 3,406.67 | 5,080.67 | 49,625.04 |
| 11,159.39 | 27,027.86 | 169,493.30 |
| 4,908.49 | 5,436.84 | 65,316.73 |
| 757.94 | 728.61 | 9,158.67 |
| 542.33 | 365.05 | 35,443.01 |
| 4,958.89 | 4,541.77 | 66,198.38 |
| 16,591.55 | 3,714.39 | 20,305.94 |
| 639.95 | (602.54) | 12,188.01 |
| 10,321.39 | 9,846.86 | 140,135.10 |
| 2,460.69 | 2,088.75 | 26,482.15 |
| 903.89 | 222.32 | 29,750.40 |
| 8,384.43 | 4,929.03 | 119,614.26 |
| 621.76 | 702.87 | 13,155.49 |
| 442.16 | 516.08 | 4,927.24 |
| 398.38 | 414.02 | 5,509.63 |
| 4,867.40 | 4,867.40 | 61,732.47 |
| 2,976.92 | 3,569.33 | 50,566.17 |
| 2,979.60 | 9,114.52 | 48,591.06 |
| 4,780.55 | 13,475.79 | 84,404.06 |
| (12,588.73) | - | - |
| - | - | 8,673.00 |
| - | 22.69 | 342.53 |
| 472.73 | 2,693.42 | 12,787.80 |
| - | - | - |
| 23,363.41 | 19,620.75 | 257,271.44 |
| - | - | - |
| - | - | - |
| 19,169.92 | 17,869.12 | 211,504.70 |
| 42,515.26 | 46,317.02 | 805,665.99 |
| 188.90 | 259.85 | 3,035.25 |
| 184.78 | 154.63 | 2,091.83 |
| 41.14 | 69.23 | 1,619.96 |
| - | - | - |
| 172.34 | 415.86 | 4,012.72 |
| 682.54 | 881.21 | 13,600.84 |
| 3,470.72 | 3,858.44 | 34,594.56 |
| 961.22 | 961.25 | 10,859.49 |
| - | - | - |
| - | - | - |
| - | - | - |

| | | |
|-----------|-----------|-------------------|
| 604.01 | 733.06 | 8,206.05 |
| 610.98 | 711.31 | 6,649.69 |
| 962.94 | 1,192.84 | 15,933.43 |
| 723.09 | 896.60 | 9,426.53 |
| 326.23 | 481.21 | 5,279.36 |
| 43,335.96 | 24,656.45 | 481,776.78 |
| 2,429.26 | 2,074.94 | 38,907.83 |
| 63.38 | 69.72 | 726.20 |
| 7,219.77 | 7,815.42 | 110,052.16 |
| 745.62 | 1,023.14 | 15,887.14 |
| 609.42 | 908.90 | 11,965.99 |
| 533.40 | 595.54 | 7,259.45 |
| 669.15 | 790.90 | 8,670.73 |
| 537.40 | 743.28 | 8,619.40 |
| 785.51 | 795.92 | 12,887.95 |
| 80.79 | 93.95 | 2,146.91 |
| 392.93 | 424.44 | 4,809.26 |
| 2,784.46 | 3,138.39 | 34,590.28 |
| 501.81 | 506.30 | 5,228.98 |
| 1,849.65 | 2,090.66 | 26,604.76 |
| 800.49 | 1,044.83 | 10,496.28 |
| 903.31 | 825.37 | 8,732.42 |
| 534.30 | 699.92 | 6,018.05 |
| - | - | - |
| 1,239.50 | 1,284.89 | 14,494.37 |
| - | - | - |
| 1,001.69 | 905.84 | 8,770.23 |
| 221.94 | 301.97 | 2,859.11 |
| 1,911.71 | 1,780.53 | 20,141.05 |
| 121.14 | 446.36 | 3,613.10 |
| 261.61 | 447.16 | 7,195.03 |
| 337.10 | 440.91 | 8,223.50 |
| 980.61 | 1,044.52 | 10,326.70 |
| 1,029.76 | 1,284.45 | 13,465.00 |
| 334.37 | 453.50 | 4,918.55 |
| 1,189.59 | 1,513.54 | 16,258.36 |
| 249.39 | 339.66 | 3,690.55 |
| 57.69 | 56.82 | 670.10 |
| 1,306.43 | 1,505.97 | 23,126.88 |
| 46.34 | 47.26 | 553.38 |
| 638.71 | 948.65 | 8,041.54 |
| 1,711.90 | 1,569.19 | 29,450.80 |
| 387.40 | 406.68 | 6,455.59 |
| 675.07 | 935.93 | 13,055.33 |
| 1,059.18 | 916.67 | 17,698.08 |

| | | |
|-----------|-----------|-------------------|
| 95.26 | 199.47 | 2,654.76 |
| 217.86 | 269.75 | 4,442.75 |
| 795.05 | 813.29 | 11,679.99 |
| 588.59 | 1,089.84 | 11,617.02 |
| 1,162.52 | 1,243.18 | 24,747.55 |
| - | - | - |
| 293.51 | 556.80 | 6,161.93 |
| 429.09 | 475.38 | 8,251.97 |
| 1,309.37 | 1,527.39 | 20,463.56 |
| 145.69 | 223.75 | 2,389.54 |
| 608.27 | 759.80 | 9,129.92 |
| 354.43 | 292.37 | 4,822.02 |
| 230.68 | 1,049.54 | 13,911.73 |
| 911.81 | 1,848.02 | 36,267.49 |
| 515.88 | 688.09 | 11,264.13 |
| - | - | - |
| 243.56 | 543.27 | 5,774.79 |
| 256.97 | 305.88 | 3,203.81 |
| 111.28 | 97.35 | 2,281.23 |
| 369.68 | 774.74 | 9,181.01 |
| 265.92 | 356.68 | 4,359.23 |
| 314.62 | 405.16 | 5,479.20 |
| 3,204.29 | 2,646.23 | 26,918.20 |
| 1,163.36 | 2,140.81 | 30,580.57 |
| 810.38 | 826.80 | 14,402.44 |
| - | - | - |
| 178.49 | 166.84 | 2,400.58 |
| 399.00 | 872.03 | 8,989.80 |
| 182.42 | 421.05 | 5,460.19 |
| 1,512.24 | 1,419.01 | 21,580.13 |
| - | 351.91 | 4,264.43 |
| 224.85 | 327.70 | 3,917.77 |
| 309.65 | 437.98 | 4,513.82 |
| 392.82 | 763.45 | 9,014.93 |
| 95.72 | 321.83 | 2,727.59 |
| 877.70 | 613.76 | 9,532.82 |
| 1,811.42 | - | - |
| 224.17 | 360.80 | 6,480.89 |
| 165.00 | 165.00 | 1,815.00 |
| 37,379.93 | 39,391.86 | 415,699.36 |
| 2,245.02 | 2,816.60 | 18,475.27 |
| 1,672.21 | 12,468.37 | 58,494.09 |
| 200.56 | 1,155.55 | 14,744.61 |
| 765.17 | - | 2,054.56 |
| 943.66 | 635.74 | 7,464.45 |

| | | |
|-----------|-----------|-------------------|
| - | - | - |
| - | - | - |
| 1,490.47 | 14,539.23 | 72,142.55 |
| - | 1,998.25 | 16,938.60 |
| - | 1,353.89 | 24,726.01 |
| 216.00 | 200.63 | 550.60 |
| 792.00 | - | 4,321.81 |
| - | - | - |
| 27,178.69 | 4,716.35 | 63,132.31 |
| 1,440.00 | 4,321.37 | 33,606.94 |
| - | - | - |
| - | - | 104.78 |
| - | 1,782.93 | 16,146.64 |
| 100.00 | 100.00 | 6,568.85 |
| - | - | 2,046.99 |
| - | - | - |
| 81.61 | 81.61 | 960.11 |
| 1,693.99 | 748.11 | 41,311.17 |
| 48.80 | 208.70 | 8,630.74 |
| 3,372.91 | 3,190.31 | 36,569.99 |
| 20,104.67 | 19,775.10 | 209,026.69 |
| 65,224.20 | 98,156.25 | 794,916.02 |
| 3,013.59 | 4,237.44 | 44,405.84 |
| - | - | - |
| - | - | - |
| 502.00 | 800.00 | 7,554.50 |
| - | - | - |
| - | - | - |
| 7,105.10 | 9,093.36 | 98,089.29 |
| - | - | 70.24 |
| 38,584.10 | 42,624.66 | 675,162.65 |
| - | - | - |
| 1,364.34 | 1,250.65 | 19,084.09 |
| - | - | - |
| 6,270.40 | 7,774.01 | 91,021.75 |
| - | - | - |
| - | - | - |
| 2,375.44 | 1,518.96 | 3,894.40 |
| - | - | - |
| 4,521.13 | 4,932.14 | 63,776.41 |
| 4,532.29 | 5,035.88 | 47,355.95 |
| - | - | 14,292.12 |
| 643.09 | 612.47 | 4,991.59 |
| 91.86 | 91.86 | 1,979.88 |
| - | 400.98 | 1,453.92 |

| | | |
|-------------------|-------------------|----------------------|
| 37,846.39 | 37,857.17 | 623,587.69 |
| (6,509.73) | 2,020.21 | 31,796.78 |
| - | - | - |
| 621.88 | 435.33 | 12,954.50 |
| - | 1,188.00 | 3,564.00 |
| - | - | - |
| - | - | - |
| - | - | - |
| - | - | - |
| 12,114.04 | 1,583.09 | 14,276.13 |
| - | - | - |
| 29,771.55 | 26,375.58 | 312,172.89 |
| - | - | - |
| 8,109.68 | 6,278.32 | 86,472.80 |
| 62.88 | 1,100.00 | 3,417.42 |
| 11,960.46 | 12,688.48 | 112,981.33 |
| 6,942.14 | 4,739.88 | 76,540.80 |
| 2,275.40 | 3,724.64 | 32,359.74 |
| 255.29 | 457.64 | 7,326.36 |
| 7,468.96 | 17,885.95 | 95,755.40 |
| 9,589.98 | 9,219.75 | 124,005.90 |
| (22,960.00) | (26,376.00) | (259,310.75) |
| - | - | 906.00 |
| - | (860.68) | 6,458.70 |
| - | - | 408.00 |
| - | 255.29 | 255.29 |
| - | - | - |
| 18,905.78 | 19,316.29 | 154,896.63 |
| 35,090.92 | 41,517.37 | 532,015.20 |
| 2,569.62 | 10,478.97 | 59,743.21 |
| 737.54 | 966.24 | 9,649.36 |
| 2,269.74 | 1,776.40 | 17,616.77 |
| 46,404.37 | 30,139.11 | 308,498.97 |
| 777,965.65 | 845,508.75 | 10,165,451.06 |
| 25,660.36 | 22,045.82 | 292,904.26 |
| - | - | - |
| - | - | - |
| 18,351.90 | 18,229.38 | 226,894.02 |
| 10,621.18 | 13,032.49 | 84,314.08 |
| 504.44 | 330.83 | 7,024.50 |
| 176.00 | 2,025.27 | 6,015.55 |
| 2,443.64 | 117.99 | 41,075.81 |
| 14,893.23 | 24,306.47 | 277,174.46 |
| 5,493.25 | 1,459.61 | 29,383.80 |

| | | |
|-------------|-------------|---------------------|
| - | - | - |
| - | - | - |
| - | - | - |
| 3,612.97 | 5,391.31 | 37,795.12 |
| - | - | - |
| 4,384.25 | 6,319.91 | 63,880.16 |
| - | - | - |
| 2,224.21 | 858.30 | 30,405.65 |
| 5,725.90 | 6,035.32 | 112,184.48 |
| - | - | 4,330.59 |
| - | - | 145.88 |
| 410.32 | 4,170.88 | 12,120.97 |
| 4,480.84 | 128.28 | 44,097.67 |
| - | - | - |
| - | - | - |
| 4,487.82 | 1,367.61 | 11,789.03 |
| - | - | 1,903.80 |
| - | - | 13,821.76 |
| - | - | 419.88 |
| - | - | 266.00 |
| - | - | 3,369.10 |
| - | - | - |
| - | - | - |
| - | 148.00 | 3,724.30 |
| - | - | 78.00 |
| - | - | - |
| - | - | - |
| 6,090.97 | 8,917.25 | 104,685.60 |
| 19,358.63 | 21,641.58 | 206,143.93 |
| - | - | - |
| - | - | - |
| - | - | 1,565.27 |
| - | - | - |
| (50,718.50) | (52,605.00) | (712,936.00) |
| (5,838.00) | (6,787.50) | (50,300.25) |
| (282.00) | - | (8,671.00) |
| - | (1,631.35) | (1,963.29) |
| 4,112.50 | 1,874.10 | 31,895.62 |
| 73,898.47 | 66,470.55 | 579,310.12 |
| 14,193.30 | 24,392.72 | 369,532.81 |
| 1,742.97 | 807.24 | 262,574.24 |
| 16,959.14 | 11,524.19 | 189,145.44 |
| - | - | - |
| 80.81 | 117.66 | 1,477.62 |

| | | |
|-------------------|-------------------|---------------------|
| - | - | - |
| - | - | - |
| - | - | - |
| 19,808.53 | (8,370.37) | (0.00) |
| - | - | - |
| 1,252.64 | (5,473.36) | - |
| 16.21 | 16.21 | 194.53 |
| 65,458.40 | 52,452.85 | 834,448.23 |
| - | - | - |
| 17,951.77 | 5,578.85 | 100,237.11 |
| - | - | - |
| - | - | 244.68 |
| 15,641.12 | 25,833.31 | 212,170.58 |
| - | - | 45,781.54 |
| 11,844.34 | 13,899.28 | 147,599.07 |
| - | - | - |
| - | - | - |
| 4,236.18 | 3,884.34 | 43,606.35 |
| - | - | - |
| 17,230.01 | 13,799.06 | 244,226.29 |
| - | - | - |
| 1,473.83 | 3,559.44 | 21,046.20 |
| - | - | - |
| 1,086.87 | 1,895.29 | 19,364.67 |
| 731.27 | 1,378.15 | 20,120.74 |
| 2,940.96 | 3,671.48 | 41,135.86 |
| 3,461.14 | 3,428.65 | 38,397.25 |
| 68,251.74 | 53,823.88 | 447,214.26 |
| 9,985.44 | 14,541.68 | 158,030.66 |
| - | - | - |
| 424,439.05 | 364,607.65 | 4,651,397.00 |
| 520.94 | 41.76 | 17,168.32 |
| 1,946.70 | 1,991.39 | 24,659.87 |
| - | - | 3,577.40 |
| 115,432.58 | 97,165.45 | 1,425,418.60 |
| (37,693.03) | (38,863.90) | (393,075.03) |
| 813.70 | 1,402.45 | 13,293.59 |
| 81,020.89 | 61,737.15 | 1,091,042.75 |
| - | - | - |
| 201.77 | - | 22,481.73 |
| 3,328.59 | 5,923.27 | 80,454.48 |
| - | - | - |
| - | - | - |

| | | |
|-------------------|-------------------|-----------------------|
| - | - | - |
| - | - | - |
| - | - | - |
| - | - | - |
| - | - | - |
| 4,748.82 | 5,198.38 | 51,238.29 |
| 728.44 | 1,759.83 | 18,536.64 |
| - | - | - |
| 38,659.35 | 33,131.55 | 406,057.40 |
| - | - | - |
| 431.49 | 3,376.19 | 51,640.22 |
| - | - | 11,889.98 |
| 121,299.30 | 109,513.09 | 1,356,839.45 |
| - | - | - |
| (61.00) | 19,574.24 | 46,709.31 |
| 169,336.76 | 178,476.55 | 2,045,847.50 |
| 17,276.89 | 16,650.40 | 200,304.96 |
| - | - | - |
| 70,695.19 | 60,727.75 | 761,030.44 |
| - | - | - |
| 15,862.87 | 14,972.16 | 134,879.12 |
| - | - | - |
| 49,069.67 | 47,251.02 | 550,542.49 |
| - | - | - |
| 1,698.64 | 3,467.76 | 30,220.47 |
| 203.57 | 134.12 | 701.91 |
| - | - | 142.22 |
| 149.89 | 138.32 | 1,887.29 |
| - | - | 591.80 |
| 3,408.37 | 3,693.32 | 55,302.73 |
| - | - | - |
| - | - | - |
| - | - | - |
| - | - | - |
| 27,500.00 | 27,500.00 | 329,999.56 |
| 283.49 | 283.24 | 2,154.00 |
| - | - | - |
| 3,827.75 | 4,304.99 | 53,644.36 |
| 693.08 | 2,166.24 | 16,860.56 |
| (2,276.90) | (1,094.43) | (17,225.99) |
| (66,159.31) | (80,566.97) | (1,007,101.73) |
| 28,373.40 | 11,729.27 | 389,706.61 |

| | | |
|-------------------|-------------------|---------------------|
| 74,254.65 | 76,262.72 | 827,380.17 |
| 525.27 | 525.27 | 6,303.22 |
| - | - | - |
| 134,192.75 | (166,113.25) | 1,310,007.00 |
| 24,022.21 | 29,986.25 | 311,236.12 |
| - | - | - |
| 31,806.75 | 145,876.10 | 495,750.35 |
| 6,834.75 | - | 7,084.75 |
| 166,994.16 | 137,746.00 | 2,066,445.29 |
| - | 11,750.00 | 23,375.00 |
| 20,460.90 | 19,941.88 | 232,818.59 |
| 3,415.28 | 3,417.28 | 39,831.57 |
| - | - | - |
| 200.00 | 1,002.48 | 5,003.71 |
| - | 13.98 | 572.09 |
| - | 3,597.92 | 13,108.75 |
| 220.00 | 322.00 | 4,541.00 |
| - | - | 868.22 |
| 1,488.00 | - | 15,750.00 |
| 11,776.50 | 3,060.37 | 40,640.57 |
| - | 8,291.00 | 73,776.00 |
| 97.64 | 19,195.00 | 226,026.00 |
| 2,944.07 | 4,583.59 | 33,462.36 |
| 2,261.24 | 2,216.23 | 28,855.23 |
| 2,097.50 | 2,318.50 | 27,371.85 |
| - | - | - |
| 132.06 | (12.06) | 2,765.39 |
| 369.00 | 419.27 | 23,566.57 |
| - | - | - |
| 214.25 | 450.00 | 16,875.98 |
| - | - | - |
| - | - | 1,600.00 |
| 3,094.13 | 12,103.05 | 100,960.13 |
| - | - | - |
| - | - | - |
| - | - | - |
| - | - | - |
| 638,007.71 | 428,310.77 | 7,439,616.71 |
| 56,379.54 | 50,312.17 | 664,469.57 |
| - | - | (2,750.53) |
| 125.86 | 80.82 | 508.18 |
| - | - | - |
| - | - | - |
| - | - | - |

| | | |
|-------------------|-------------------|---------------------|
| 1,884.00 | 1,881.07 | 19,932.15 |
| 1,824.58 | 2,375.54 | 29,669.56 |
| 53,295.82 | 53,681.63 | 631,925.43 |
| 113,509.80 | 108,331.23 | 1,343,754.36 |

| | | |
|---------------------|---------------------|----------------------|
| 29,856.00 | (12,117.00) | 333,240.00 |
| (66,706.00) | (56,108.00) | (789,875.00) |
| - | - | - |
| (36,850.00) | (68,225.00) | (456,635.00) |
| 2,167,429.86 | 1,918,747.10 | 26,280,474.38 |

| | | |
|-------------------|-------------------|---------------------|
| 683,404.68 | 740,166.84 | 8,170,144.69 |
| (15,015.04) | (15,015.02) | (180,180.31) |
| (1,412.10) | (1,412.11) | (16,945.26) |
| (340.20) | (340.19) | (5,163.45) |
| (481.95) | (481.96) | (6,165.67) |
| (471.31) | (471.32) | (5,655.78) |
| (548.33) | (548.33) | (6,579.96) |
| 665,135.75 | 721,897.91 | 7,949,454.26 |

| | | |
|--------------|--------------|-----------------------|
| (115,942.94) | (122,181.31) | (1,393,846.32) |
|--------------|--------------|-----------------------|

| | | |
|-------------------|-------------------|---------------------|
| 18,119.87 | 18,333.42 | 228,418.95 |
| 193,010.30 | 193,010.31 | 2,310,445.80 |
| 211,130.17 | 211,343.73 | 2,538,864.75 |

| | | |
|------------|------------|---------------------|
| (9,346.86) | (9,346.86) | (112,162.32) |
| - | - | - |
| - | - | - |

| | | |
|-------------------|-------------------|---------------------|
| 462,841.03 | 467,388.72 | 5,413,103.76 |
| 13,659.18 | 13,587.07 | 150,774.29 |
| 54,756.16 | 54,020.57 | 631,479.05 |
| 120.25 | 1,364.51 | 6,589.53 |
| 265.83 | 2,556.33 | 24,809.46 |
| - | - | 855.90 |
| - | 99,913.27 | 100,308.35 |
| - | 1,391.00 | 1,391.00 |
| - | - | 259.47 |
| 531,642.45 | 640,221.47 | 6,329,570.81 |

| | | | |
|---------------------|---------------------|----------------------|--------------|
| 527,688.45 | 636,267.47 | 6,282,122.81 | |
| 21,040.67 | (1,271,704.64) | 0.00 | |
| 8,358.53 | (505,191.45) | (0.00) | |
| - | - | - | |
| - | 1,219,528.80 | 1,219,528.80 | |
| - | 402,605.01 | 402,605.01 | |
| - | - | - | |
| - | - | - | |
| (2,753.00) | (2,753.00) | (33,036.00) | |
| 26,646.20 | (157,515.28) | 1,589,097.81 | |
| 3,476,694.63 | 3,203,166.76 | 43,181,453.37 | (206,954.01) |
| | | 43,388,407.38 | |
| 457,906.20 | (44,703.22) | 10,028,792.84 | |
| 457,906.20 | (44,703.22) | 10,028,792.84 | |
| 17,500.00 | - | - | |
| - | - | - | |
| - | - | - | |
| 17,500.00 | - | - | |
| - | - | - | |
| - | - | - | |
| 460,203.89 | 468,998.93 | 5,408,836.32 | |
| (94,867.15) | 24,776.92 | (78,265.01) | |
| - | - | - | |
| 259,268.99 | 259,268.99 | 3,113,405.98 | |
| - | - | - | |
| - | - | - | |
| (13,414.09) | (13,414.09) | (160,502.94) | |
| (59,681.11) | (72,907.90) | (240,134.70) | |
| - | - | - | |
| - | - | - | |
| 551,510.53 | 666,722.85 | 8,043,339.65 | |
| (93,604.33) | (711,426.07) | 1,985,453.19 | 1,188,638.69 |
| | | 796,814.50 | |
| (93,604.33) | (711,426.07) | 1,985,453.19 | |

| PWW | Assets | Pennichuck Water Balance | | | | | | | |
|--------|---|--------------------------|---------------------|---------------------|---------------------|---------------------|---------------------|---------------------|---------------------|
| | | Dec-21 | 1 | 2 | 3 | 4 | 5 | 6 | 7 |
| | | Dec-21 | Jan-22 | Feb-22 | Mar-22 | Apr-22 | May-22 | Jun-22 | Jul-22 |
| | Land | | | | | | | | |
| 103000 | PROPERTY HELD FUTURE USE | 4,449.76 | 4,449.76 | 4,449.76 | 4,449.76 | 4,449.76 | 4,449.76 | 4,449.76 | 4,449.76 |
| 303100 | LAND: POWDER HILL | 934,502.70 | 934,502.70 | 934,502.70 | 934,502.70 | 934,502.70 | 934,502.70 | 934,502.70 | 934,502.70 |
| 303100 | LAND | 554,358.38 | 554,358.38 | 554,358.38 | 554,358.38 | 554,358.38 | 554,358.38 | 554,358.38 | 554,358.38 |
| 303150 | LAND - TINKER RD (SANDERSON) | - | - | - | - | - | - | - | - |
| 303200 | SOURCE OF SUPPLY & WATER RIGHT | - | - | - | - | - | - | - | - |
| 303201 | SOURCE/SUPPLY WATER RIGHTS:BED | - | - | - | - | - | - | - | - |
| 303240 | EASEMENTS: ENGLISH WOODS | - | - | - | - | - | - | - | - |
| 303240 | EASEMENTS | 505,390.75 | 505,390.75 | 505,390.75 | 506,360.37 | 506,360.37 | 506,360.37 | 506,360.37 | 506,360.37 |
| 303250 | EASEMENTS: AUTUMN WOODS | - | - | - | - | - | - | - | - |
| 303250 | EASEMENT - GAGE HILL | - | - | - | - | - | - | - | - |
| 303260 | EASEMENTS: OAKWOOD | - | - | - | - | - | - | - | - |
| 303270 | EASEMENTS: GILCREAST RD | - | - | - | - | - | - | - | - |
| 303300 | EASEMENTS | 228,178.93 | 228,178.93 | 228,178.93 | 228,178.93 | 228,178.93 | 228,178.93 | 228,178.93 | 228,958.93 |
| 303300 | EASEMENTS - PITTSFIELD | 16,153.19 | 16,153.19 | 16,153.19 | 16,153.19 | 16,153.19 | 16,153.19 | 16,153.19 | 16,153.19 |
| 303400 | TRANSMISSION SYSTEM LAND | - | - | - | - | - | - | - | - |
| 303500 | DISTRIB RESER & STANDPIPE LAND | - | - | - | - | - | - | - | - |
| 303501 | ASHLEY CMNS INTER WATER RIGHTS | 552,513.16 | 552,513.16 | 552,513.16 | 552,513.16 | 552,513.16 | 552,513.16 | 552,513.16 | 552,513.16 |
| 303510 | AVERY/HICKORY INTER WATER RIGHTS | 100,335.00 | 100,335.00 | 100,335.00 | 100,335.00 | 100,335.00 | 100,335.00 | 100,335.00 | 100,335.00 |
| 303520 | LAND RIGHTS/SOURCE OF SUPPLY & PUMPING PLAN | 108,285.50 | 108,285.50 | 108,285.50 | 114,018.40 | 114,018.40 | 114,018.40 | 114,018.40 | 114,018.40 |
| 303550 | DREW WOODS INTER WATER RIGHTS | 688,358.24 | 688,358.24 | 688,358.24 | 688,358.24 | 688,358.24 | 688,358.24 | 688,358.24 | 688,358.24 |
| 303600 | DISTRIB SYS LAND & RIGHTS/WAY | 25,000.00 | 25,000.00 | 25,000.00 | 25,000.00 | 25,000.00 | 25,000.00 | 25,000.00 | 25,000.00 |
| 303650 | DIST SYS LAND & RIGHTS:SHGN WD | - | - | - | - | - | - | - | - |
| 303700 | GENERAL AND MISCELLANEOUS LAND | - | - | - | - | - | - | - | - |
| | | 3,717,525.61 | 3,717,525.61 | 3,717,525.61 | 3,724,228.13 | 3,724,228.13 | 3,724,228.13 | 3,724,228.13 | 3,725,008.13 |
| | Structures | | | | | | | | |
| 304000 | STRUCTURES AND IMPROVEMENTS | - | - | - | - | - | - | - | - |
| 304100 | SOURCE OF SUPPLY STRUCTURES | 7,980,215.43 | 7,980,215.43 | 7,980,215.43 | 7,980,358.37 | 7,980,358.37 | 7,980,358.37 | 7,008,416.78 | 7,008,416.78 |
| 304101 | SOURCE/SUPPLY STRUCT-BON TERR | - | - | - | - | - | - | - | - |
| 304102 | S/S STRUCTURES: CIAC | 404,000.00 | 404,000.00 | 404,000.00 | 404,000.00 | 404,000.00 | 404,000.00 | 404,000.00 | 404,000.00 |
| 304103 | SOURCE/SUPPLY STRUCTS: AVD | - | - | - | - | - | - | - | - |
| 304150 | S/S STRUCTS: MERR RIVER STA | - | - | - | - | - | - | - | - |
| 304155 | SOURCE/SUPPLY STRUCTS: AUTUMN | - | - | - | - | - | - | - | - |
| 304200 | POWER & PUMPING STRUCTURES | 6,003,774.54 | 6,003,774.54 | 6,003,774.54 | 6,007,722.37 | 6,007,722.37 | 6,007,722.37 | 6,007,722.37 | 6,007,722.37 |
| 304201 | HEATING SYSTEM | - | - | - | - | - | - | - | - |
| 304204 | POWER & PUMP STRUCT:ENG WDS | - | - | - | - | - | - | - | - |
| 304210 | STRUCT & IMPROVEMENTS: ROOFING | 39,984.80 | 39,984.80 | 39,984.80 | 39,984.80 | 39,984.80 | 39,984.80 | 39,984.80 | 39,984.80 |
| 304250 | S/S STRUCTS:VALLEYFIELD | - | - | - | - | - | - | - | - |
| 304265 | POWER & PUMP STRUCT-SOUHEGN WD | - | - | - | - | - | - | - | - |

| | | | | | | | | | |
|--------|---------------------------------------|----------------------|----------------------|----------------------|----------------------|----------------------|----------------------|----------------------|----------------------|
| 304300 | PURIFICATION SYSTEM STRUCTURES | - | - | - | - | - | - | - | - |
| 304500 | DISTRIBUTION RESERVOIRS | 3,772.19 | 3,772.19 | 3,772.19 | 3,772.19 | 3,772.19 | 3,772.19 | 3,772.19 | 3,772.19 |
| 304550 | BOOSTER STATIONS | 4,837,415.81 | 4,837,415.81 | 4,837,415.81 | 4,838,310.77 | 4,838,310.77 | 4,838,310.77 | 4,816,093.13 | 4,816,093.13 |
| 304551 | BOOSTER STATIONS: CIAC | 65,787.00 | 65,787.00 | 65,787.00 | 65,787.00 | 65,787.00 | 65,787.00 | 65,787.00 | 65,787.00 |
| 304555 | BOOSTER STATIONS: AUTUMN WOODS | - | - | - | - | - | - | - | - |
| 304557 | BOOSTER STATIONS - GREAT BAY | - | - | - | - | - | - | - | - |
| 304670 | BOOSTER STATIONS: DONALD ST | - | - | - | - | - | - | - | - |
| 304700 | GENERAL & MISC STRUCTURES | 317,489.86 | 317,489.86 | 317,489.86 | 317,680.44 | 317,680.44 | 317,680.44 | 317,680.44 | 329,133.44 |
| 304701 | NEW OFFICE AT YARD | 7,449,164.44 | 7,449,164.44 | 7,449,164.44 | 7,449,164.44 | 7,449,164.44 | 7,449,164.44 | 7,449,164.44 | 7,449,164.44 |
| 304750 | WILL STREET EXPANSION | 20,460.19 | 20,460.19 | 20,460.19 | 20,460.19 | 20,460.19 | 20,460.19 | 20,460.19 | 20,460.19 |
| 304757 | GEN & MISC STRUCTS:GREENFIELD | - | - | - | - | - | - | - | - |
| 304800 | WATER TREATMENT STRUCTURES | 25,632,696.02 | 25,632,696.02 | 25,632,696.02 | 25,632,872.99 | 25,632,872.99 | 25,632,872.99 | 25,632,872.99 | 25,632,872.99 |
| 304950 | MANCHESTER ST LEASEHOLD IMPRV | 387,272.05 | 387,272.05 | 387,272.05 | 387,272.05 | 387,272.05 | 387,272.05 | 387,272.05 | 387,272.05 |
| 304951 | LH IMPROV-HECOPIII FITUP ALLOW | - | - | - | - | - | - | - | - |
| 304999 | BUILDINGS/ACQUISITION ADJUSTMT | - | - | - | - | - | - | - | - |
| 305000 | COLCT & IMPOUNDING RESERVOIRS | 4,983,156.52 | 4,983,156.52 | 4,983,156.52 | 4,983,156.52 | 4,983,156.52 | 4,983,156.52 | 4,983,156.52 | 4,983,156.52 |
| 305000 | RESERVOIRS & DAMS | 137,331.46 | 137,331.46 | 137,331.46 | 137,331.46 | 137,331.46 | 137,331.46 | 137,331.46 | 137,331.46 |
| 305110 | SOURCE/SUPPLY STRUCT: HOLT DAM | - | - | - | - | - | - | - | - |
| 305120 | SOURCE/SPPLY STRUCT:BOWERS DAM | - | - | - | - | - | - | - | - |
| 305130 | SOURCE/SPPLY STRCT: HARRIS DAM | - | - | - | - | - | - | - | - |
| 305140 | SOURCE/SUPPLY STRCT:SUPPLY PND | - | - | - | - | - | - | - | - |
| 305145 | SRCE/SPPLY STRCT:URBAN RUNOFF | - | - | - | - | - | - | - | - |
| 306000 | LAKE,RIVER, OTHER INTAKES: S/S | 7,498,700.76 | 7,498,700.76 | 7,498,700.76 | 7,501,879.44 | 7,501,879.44 | 7,501,879.44 | 7,501,879.44 | 7,501,879.44 |
| 307100 | WELLS & SPRINGS - PWW | 3,400,994.60 | 3,400,994.60 | 3,400,994.60 | 3,400,994.60 | 3,400,994.60 | 3,400,994.60 | 3,400,994.60 | 3,400,994.60 |
| 307210 | WELL PUMPS & PIPING | 607,290.40 | 607,290.40 | 607,290.40 | 637,881.19 | 637,881.19 | 652,966.87 | 615,607.50 | 619,962.21 |
| 307250 | WELLS & SPRINGS-BADGER HILL | - | - | - | - | - | - | - | - |
| 307251 | WELLS & SPRINGS - VALLEYFIELD | - | - | - | - | - | - | - | - |
| 308200 | INFILT GALLERIES & TUNNELS: S/S | 1,543.33 | 1,543.33 | 1,543.33 | 1,543.33 | 1,543.33 | 1,543.33 | 1,543.33 | 1,543.33 |
| 309000 | SUPPLY MAINS: PITTSFIELD | 309,352.72 | 309,352.72 | 309,352.72 | 309,352.72 | 309,352.72 | 309,352.72 | 309,352.72 | 309,352.72 |
| 309200 | SUPPLY MAINS-SOURCE OF SUPPLY | 4,452,413.27 | 4,452,413.27 | 4,452,413.27 | 4,452,685.53 | 4,452,685.53 | 4,452,685.53 | 4,452,685.53 | 4,452,685.53 |
| | | 74,532,815.39 | 74,532,815.39 | 74,532,815.39 | 74,572,210.40 | 74,572,210.40 | 74,587,296.08 | 73,555,777.48 | 73,571,585.19 |
| | Equipment | | | | | | | | |
| 310000 | POWER GENERATION EQUIPMENT | 2,273,724.78 | 2,273,724.78 | 2,273,724.78 | 2,274,259.91 | 2,274,259.91 | 2,274,259.91 | 2,274,259.91 | 2,274,259.91 |
| 311200 | ELECTRIC PUMPING EQUIPMENT | 7,336,326.63 | 7,336,326.63 | 7,336,326.63 | 7,337,392.29 | 7,337,392.29 | 7,337,392.29 | 7,337,392.29 | 7,345,170.47 |
| 311201 | ELECTRIC PUMP EQUIP - BON TERR | - | - | - | - | - | - | - | - |
| 311202 | ELECTRIC PUMP EQUIP: MERR RIV | - | - | - | - | - | - | - | - |
| 311203 | ELECTRIC PUMP EQUIP: TAYLOR FL | - | - | - | - | - | - | - | - |
| 311205 | ELECTRIC PUMPING EQUIP: AUTUMN | - | - | - | - | - | - | - | - |
| 311207 | ELECTRIC PUMP EQUIP: GREAT BAY | - | - | - | - | - | - | - | - |
| 311210 | ELECTRIC PUMPING EQUIP: PUMPS | 1,458,472.69 | 1,465,194.49 | 1,472,931.19 | 1,483,703.06 | 1,493,123.68 | 1,502,803.48 | 1,497,346.80 | 1,504,481.70 |
| 311220 | ELECTRIC PUMPING EQUIP: METERS | 24,684.03 | 24,684.03 | 24,684.03 | 24,684.03 | 24,684.03 | 24,684.03 | 24,684.03 | 24,684.03 |
| 311230 | ELECTRIC PUMPING EQUIP-CHEMICAL PUMPS | 44,490.05 | 44,490.05 | 44,490.05 | 45,031.25 | 45,031.25 | 46,030.84 | 44,234.51 | 54,549.92 |
| 311250 | ELEC PUMPING EQUIP-VALLEYFIELD | - | - | - | - | - | - | - | - |
| 311265 | ELEC PUMP EQUIP - SOUHEGAN WDS | - | - | - | - | - | - | - | - |
| 311300 | DIESEL PUMPING EQUIPMENT | - | - | - | - | - | - | - | - |

| | | | | | | | | | |
|--------|--|----------------------|----------------------|----------------------|----------------------|----------------------|----------------------|----------------------|----------------------|
| 311400 | HYDRAULIC PUMPING EQUIPMENT | 15,857.20 | 15,857.20 | 15,857.20 | 15,857.20 | 15,857.20 | 15,857.20 | 15,857.20 | 15,857.20 |
| 311500 | NATURAL GAS PUMPING EQUIPMENT | 248,484.33 | 248,484.33 | 248,484.33 | 248,484.33 | 248,484.33 | 248,484.33 | 248,484.33 | 248,484.33 |
| 311600 | OTHER POWER PUMPING EQUIPMENT | 58,934.86 | 58,934.86 | 58,934.86 | 58,934.86 | 58,934.86 | 58,934.86 | 58,934.86 | 58,934.86 |
| 311603 | OTHER PWR & PUMP EQUIP-POWDER | - | - | - | - | - | - | - | - |
| 311605 | OTHER PWR & PUMP EQUIP-AUTUMN | - | - | - | - | - | - | - | - |
| 311607 | OTHER PWR & PUMP EQUIP-GRT BAY | - | - | - | - | - | - | - | - |
| 320000 | PURIFICATION SYSTEM EQUIPMENT | 1,572,452.78 | 1,572,452.78 | 1,572,452.78 | 1,572,663.78 | 1,572,663.78 | 1,572,663.78 | 1,572,663.78 | 1,576,671.65 |
| 320005 | PURIFICATION SYS EQUIP-AUTUMN | - | - | - | - | - | - | - | - |
| 320006 | PURIF SYS EQUIP-SOUHEGAN WOODS | - | - | - | - | - | - | - | - |
| 320007 | PURIFICATION SYS EQUIP-BT | - | - | - | - | - | - | - | - |
| 320008 | PURIF SYS EQUIP: SWEET HILL | - | - | - | - | - | - | - | - |
| 320017 | PURIFICATION EQUIP: GREAT BAY | - | - | - | - | - | - | - | - |
| 320100 | OTHER PRODUCTION EQUIPMENT | 76,495.62 | 76,495.62 | 76,495.62 | 76,495.62 | 76,495.62 | 76,495.62 | 76,495.62 | 76,495.62 |
| 320101 | OTHER PRODUCTION EQUIP: CIAC | 13,500.00 | 13,500.00 | 13,500.00 | 13,500.00 | 13,500.00 | 13,500.00 | 13,500.00 | 13,500.00 |
| 320105 | OTHER PROD EQUIP: AUTUMN WOODS | - | - | - | - | - | - | - | - |
| 320200 | WATER TREATMENT EQUIPMENT | 17,821,241.79 | 17,821,241.79 | 17,821,241.79 | 17,821,269.02 | 17,821,269.02 | 17,821,269.02 | 17,821,269.02 | 17,827,360.56 |
| 320250 | PURIF SYS EQUIP-VALLEYFIELD | - | - | - | - | - | - | - | - |
| 320310 | WATER TREATMENT: FILTER MEDIA | 1,429,641.09 | 1,429,641.09 | 1,429,641.09 | 1,435,848.71 | 1,435,848.71 | 1,435,848.71 | 1,435,848.71 | 1,435,848.71 |
| 320360 | OTHER PROD EQUIP: CABOT PRES | - | - | - | - | - | - | - | - |
| | | 32,374,305.85 | 32,381,027.65 | 32,388,764.35 | 32,408,124.06 | 32,417,544.68 | 32,428,224.07 | 32,420,971.06 | 32,456,298.96 |
| | Transmission & Distribution | | | | | | | | |
| 114100 | AQUISITION ADJ - BON TERRAIN | (384,880.18) | (384,880.18) | (384,880.18) | (384,880.18) | (384,880.18) | (384,880.18) | (384,880.18) | (384,880.18) |
| 114100 | AQUISITION ADJ | (8,706,800.25) | (8,706,800.25) | (8,706,800.25) | (8,706,800.25) | (8,706,800.25) | (8,706,800.25) | (8,706,562.38) | (8,706,562.38) |
| 114101 | ACQUISITION ADJ-SOUHEGAN WOODS | (460,025.00) | (460,025.00) | (460,025.00) | (460,025.00) | (460,025.00) | (460,025.00) | (460,025.00) | (460,025.00) |
| 114101 | ACQ ADJ: WESCO | (7,940.20) | (7,940.20) | (7,940.20) | (7,940.20) | (7,940.20) | (7,940.20) | (7,940.20) | (7,940.20) |
| 114102 | ACQUISITION ADJ: CASTLE REACH | (185,750.00) | (185,750.00) | (185,750.00) | (185,750.00) | (185,750.00) | (185,750.00) | (185,750.00) | (185,750.00) |
| 114103 | ACQUISITION ADJ: WHITE ROCK SR | (230,800.00) | (230,800.00) | (230,800.00) | (230,800.00) | (230,800.00) | (230,800.00) | (230,800.00) | (230,800.00) |
| 114104 | ACQUISITION ADJ: LAMPLIGHTER | (276,666.67) | (276,666.67) | (276,666.67) | (276,666.67) | (276,666.67) | (276,666.67) | (276,666.67) | (276,666.67) |
| 114105 | ACQUISITION ADJ: FLETCHERS | (331,666.66) | (331,666.66) | (331,666.66) | (331,666.66) | (331,666.66) | (331,666.66) | (331,666.66) | (331,666.66) |
| 115100 | ACCUM AMORT OF ACQ ADJUSTMENT | 4,386,266.77 | 4,400,432.18 | 4,414,597.58 | 4,428,762.98 | 4,442,928.39 | 4,457,093.80 | 4,471,259.20 | 4,485,424.61 |
| 115101 | ACCUM AMORT:SOUHEGN WD ACQ ADJ | 391,854.31 | 393,256.82 | 394,659.33 | 396,061.85 | 397,464.37 | 398,866.88 | 400,269.40 | 401,671.91 |
| 115101 | ACCUM AMORT OF ACQ ADJ:WESCO | 3,275.44 | 3,285.03 | 3,294.62 | 3,304.21 | 3,313.80 | 3,323.39 | 3,332.98 | 3,342.57 |
| 115102 | ACCUM AMORT: BON TERR ACQ ADJ | 242,488.79 | 243,338.41 | 244,188.03 | 245,037.65 | 245,887.27 | 246,736.89 | 247,586.51 | 248,436.13 |
| 115102 | ACCUM AMORT ACQ ADJ:CASTLE REA | 117,513.49 | 117,988.14 | 118,462.78 | 118,937.43 | 119,412.07 | 119,886.72 | 120,361.36 | 120,836.01 |
| 115103 | ACCUM AMORT ACQ ADJ:WHITE ROCK | 134,561.97 | 135,091.56 | 135,621.16 | 136,150.75 | 136,680.35 | 137,209.94 | 137,739.54 | 138,269.15 |
| 115104 | ACCUM AMORT ACQ ADJ:LAMPLIGHTR | 182,426.21 | 182,897.52 | 183,368.84 | 183,840.15 | 184,311.47 | 184,782.78 | 185,254.10 | 185,725.41 |
| 115105 | ACCUM AMORT ACQ ADJ:FLETCHERS | 219,708.86 | 220,257.19 | 220,805.52 | 221,353.85 | 221,902.18 | 222,450.51 | 222,998.84 | 223,547.17 |
| 330000 | DISTRIBUTION RES & STANDPIPES | 2,153,207.36 | 2,153,207.36 | 2,153,207.36 | 2,153,207.36 | 2,153,207.36 | 2,153,207.36 | 2,153,207.36 | 2,153,207.36 |
| 330160 | DISTRIBUTION RES: SHAKESPEARE | - | - | - | - | - | - | - | - |
| 330165 | DISTRIBUTION RES: FIFIELD TANK | - | - | - | - | - | - | - | - |
| 330170 | DISTRIBUTION RES: POWDER HILL | - | - | - | - | - | - | - | - |
| 330171 | DISTRIBUTION RES: GREAT BAY | - | - | - | - | - | - | - | - |
| 330174 | DISTRIBUTION RES: ENGLISH WOOD | - | - | - | - | - | - | - | - |
| 330500 | DISTRIBUTION RESERVIORS | 12,090,084.97 | 12,090,084.97 | 12,090,084.97 | 12,090,084.97 | 12,090,084.97 | 11,114,488.24 | 11,107,002.25 | 11,224,659.15 |
| 331000 | PAVEMENTS - GENERAL | 327,272.32 | 327,272.32 | 327,272.32 | 327,272.32 | 327,272.32 | 327,272.32 | 327,272.32 | 327,272.32 |

| | | | | | | | | | |
|--------|--------------------------------------|---------------|---------------|---------------|---------------|---------------|---------------|---------------|---------------|
| 331001 | PAVEMENTS - TRANS MAINS | 757,608.13 | 757,608.13 | 757,608.13 | 757,608.13 | 757,608.13 | 757,608.13 | 757,608.13 | 757,608.13 |
| 331002 | PAVEMENTS - DIST MAINS | 7,440,682.73 | 7,440,682.73 | 7,440,682.73 | 7,443,438.50 | 7,443,438.50 | 7,443,438.50 | 7,443,438.50 | 7,443,438.50 |
| 331003 | PAVEMENTS - GATE VALVES | 247,678.50 | 247,678.50 | 247,678.50 | 247,678.50 | 247,678.50 | 247,678.50 | 247,678.50 | 247,678.50 |
| 331006 | PAVING: CIAC - MAINS | - | - | - | - | - | - | - | - |
| 331100 | TRANSMISSION MAINS | 13,075,686.45 | 13,075,686.45 | 13,075,686.45 | 13,075,686.45 | 13,075,686.45 | 13,075,686.45 | 13,075,686.45 | 13,075,686.45 |
| 331100 | MAINS: 6" & LARGER | 19,002,385.21 | 19,002,385.21 | 19,002,385.21 | 19,016,069.03 | 19,016,069.03 | 19,016,069.03 | 19,016,069.03 | 19,016,069.03 |
| 331101 | TRANS & DIST MAINS - BON TERRN | 1,440,589.96 | 1,440,589.96 | 1,440,589.96 | 1,440,589.96 | 1,440,589.96 | 1,440,589.96 | 1,440,589.96 | 1,440,589.96 |
| 331101 | MAINS: 4" & UNDER | 3,026,783.89 | 3,026,783.89 | 3,026,783.89 | 3,026,824.29 | 3,026,824.29 | 3,026,824.29 | 3,026,824.29 | 3,026,824.29 |
| 331102 | T&D MAINS:DEV INST:BON TERRAIN | 531,932.04 | 531,932.04 | 531,932.04 | 531,932.04 | 531,932.04 | 531,932.04 | 531,932.04 | 531,932.04 |
| 331102 | MAINS: UNKNOWN SIZE | 5,160,328.79 | 5,160,328.79 | 5,160,328.79 | 5,160,328.79 | 5,158,840.29 | 5,158,840.29 | 5,158,840.29 | 5,158,840.29 |
| 331150 | TRANS MAINS: DEVELOPER INSTALL | 235,507.36 | 235,507.36 | 235,507.36 | 235,507.36 | 235,507.36 | 235,507.36 | 235,507.36 | 235,507.36 |
| 331150 | MAINS: CIAC - 6" & LARGER | 11,246,016.99 | 11,246,016.99 | 11,246,016.99 | 11,246,016.99 | 11,211,333.23 | 11,211,333.23 | 11,211,333.23 | 11,211,333.23 |
| 331150 | DEVEL INSTAL MAINS-6" & LARGER | 316,734.00 | 316,734.00 | 316,734.00 | 316,734.00 | 316,734.00 | 316,734.00 | 316,734.00 | 316,734.00 |
| 331151 | MAINS: CIAC - 4" & UNDER | 956,971.89 | 956,971.89 | 956,971.89 | 956,971.89 | 956,971.89 | 956,971.89 | 956,971.89 | 956,971.89 |
| 331152 | MAINS: CIAC - UNKNOWN SIZE | 622,095.25 | 622,095.25 | 622,095.25 | 622,095.25 | 622,095.25 | 622,095.25 | 622,095.25 | 622,095.25 |
| 331165 | TRANS MAINS - SOUHEGAN WOODS | - | - | - | - | - | - | - | - |
| 331200 | DISTRIBUTION MAINS - NEW | 45,555,243.52 | 45,555,243.52 | 45,555,243.52 | 45,571,712.97 | 45,571,712.97 | 45,571,712.97 | 45,571,712.97 | 45,998,308.41 |
| 331200 | MAINS: 4" & UNDER | 216.00 | 216.00 | 216.00 | 216.00 | 216.00 | 216.00 | 216.00 | 216.00 |
| 331201 | DISTRIBUTION SYSTEM EQUIPMENT | 122,253.28 | 122,253.28 | 122,253.28 | 122,253.28 | 122,253.28 | 122,253.28 | 122,253.28 | 122,253.28 |
| 331204 | DISTRIBUTION MAINS: ENG WOODS | - | - | - | - | - | - | - | - |
| 331205 | DISTRIBUTION MAINS: AUTUMN | - | - | - | - | - | - | - | - |
| 331206 | DIST MAINS: SOUHEGAN WOODS | - | - | - | - | - | - | - | - |
| 331220 | DIST MAINS IN LITTLE PND | - | - | - | - | - | - | - | - |
| 331250 | DIST MAINS: GATE VALVES | 3,109,343.93 | 3,109,343.93 | 3,112,963.01 | 3,126,097.93 | 3,129,241.29 | 3,129,241.29 | 3,129,241.29 | 3,169,863.09 |
| 331250 | GATES: 4" & UNDER | 526,822.00 | 526,822.00 | 528,333.87 | 530,555.98 | 530,669.59 | 530,669.59 | 530,669.59 | 530,669.59 |
| 331251 | GATES: 4" & UNDER - CORE | 49,003.13 | 49,003.13 | 49,003.13 | 49,084.81 | 49,084.81 | 49,084.81 | 49,084.81 | 49,084.81 |
| 331251 | GATES: 6" & LARGER | 364,810.30 | 364,810.30 | 364,810.30 | 366,725.31 | 366,725.31 | 366,725.31 | 366,725.31 | 366,725.31 |
| 331252 | GATES: 4" & UNDER - COMM SYS | 26,478.68 | 26,478.68 | 26,478.68 | 26,499.10 | 26,499.10 | 26,499.10 | 26,499.10 | 26,499.10 |
| 331252 | GATES: UNKNOWN SIZE | 148,396.90 | 148,396.90 | 148,396.90 | 148,396.90 | 148,396.90 | 148,396.90 | 148,396.90 | 148,396.90 |
| 331253 | GATES: 6" & LARGER - CORE | 64,058.55 | 64,058.55 | 64,058.55 | 64,058.55 | 64,058.55 | 64,058.55 | 64,058.55 | 64,058.55 |
| 331254 | GATES: 6" & LARGER - COMM SYS | 67,980.24 | 67,980.24 | 67,980.24 | 67,980.24 | 67,980.24 | 67,980.24 | 67,980.24 | 67,980.24 |
| 331255 | GATES: CIAC - 4" & UNDER | 114,959.86 | 114,959.86 | 136,117.08 | 136,117.08 | 136,117.08 | 136,117.08 | 136,117.08 | 137,426.58 |
| 331256 | DIST MAINS:GATE VALVES-DUNLAP | - | - | - | - | - | - | - | - |
| 331256 | GATES: CIAC - 6" & LARGER | 246,383.64 | 246,383.64 | 246,383.64 | 246,383.64 | 246,383.64 | 246,383.64 | 246,383.64 | 263,744.64 |
| 331257 | DIST MAINS:VALLEYFIELD | - | - | - | - | - | - | - | - |
| 331300 | DIST MAINS: DEVELOPER INSTALL | 32,054,856.55 | 32,058,361.45 | 32,097,718.42 | 32,097,718.42 | 32,097,718.42 | 32,097,718.42 | 32,097,718.42 | 32,143,973.89 |
| 331300 | DEVEL INSTAL MAINS: 4" & UNDER | - | - | - | - | - | - | - | - |
| 331305 | DEV INST:DIST MAINS-LTLE POND | - | - | - | - | - | - | - | - |
| 331350 | DIST MAINS: TAYLOR FALLS | - | - | - | - | - | - | - | - |
| 331360 | DIST MAINS: CABOT PRESERVE | - | - | - | - | - | - | - | - |
| 331400 | CIAC: PRESSURE REDUCING VALVE VAULTS | 98,000.00 | 98,000.00 | 98,000.00 | 98,000.00 | 98,000.00 | 98,000.00 | 98,000.00 | 98,000.00 |
| 331400 | MAINS: UNKNOWN SIZE | 1,018,899.48 | 1,018,899.48 | 1,018,899.48 | 1,018,899.48 | 1,018,899.48 | 1,018,899.48 | 1,018,899.48 | 1,018,899.48 |
| 331401 | DEVEL INSTAL MAINS:UNKNOWN SZ | 176,678.50 | 176,678.50 | 176,678.50 | 176,678.50 | 176,678.50 | 176,678.50 | 176,678.50 | 176,678.50 |
| 331770 | DISTRIBUTION MAINS - GREAT BAY | - | - | - | - | - | - | - | - |
| 333004 | PAVEMENTS: SERVICES | 1,571,171.84 | 1,571,171.84 | 1,571,171.84 | 1,571,171.84 | 1,571,171.84 | 1,571,171.84 | 1,568,870.77 | 1,568,870.77 |

| | | | | | | | | | |
|--------|--------------------------------|---------------|---------------|---------------|---------------|---------------|---------------|---------------|---------------|
| 333100 | NEW SERVICES | 7,131,555.04 | 7,134,678.66 | 7,134,813.30 | 7,142,778.70 | 7,141,080.85 | 7,179,075.85 | 7,185,084.33 | 7,213,889.13 |
| 333101 | NEW SERVICES - BON TERRAIN | - | - | - | - | - | - | - | - |
| 333102 | NEW SERV:DEV INSTALL:BON TERR | - | - | - | - | - | - | - | - |
| 333120 | NEW SERVICES - POWDER HILL | - | - | - | - | - | - | - | - |
| 333122 | NEW SERVICES - LITTLE POND | - | - | - | - | - | - | - | - |
| 333140 | NEW SERVICES - ENGLISH WOODS | - | - | - | - | - | - | - | - |
| 333150 | NEW SERVICES-VALLEYFIELD | - | - | - | - | - | - | - | - |
| 333165 | NEW SERVICES - SOUHEGAN WOODS | - | - | - | - | - | - | - | - |
| 333200 | RENEWED SERVICES | 5,459,963.77 | 5,459,963.77 | 5,466,947.02 | 5,482,388.66 | 5,486,565.37 | 5,489,859.68 | 5,496,242.07 | 5,549,304.16 |
| 333230 | DEVELOPER INSTALLED SERV: CIAC | 10,783,712.63 | 10,816,511.38 | 10,816,511.38 | 10,855,340.54 | 10,871,517.19 | 10,896,963.21 | 10,931,464.75 | 10,952,874.77 |
| 333250 | DEVELOPER INSTALLED SERV: PAID | 3,602,062.71 | 3,611,944.59 | 3,611,944.59 | 3,632,819.23 | 3,644,139.09 | 3,655,211.90 | 3,665,865.04 | 3,679,720.56 |
| 334000 | METERING EQUIPMENT | 5,903,791.27 | 5,911,462.86 | 5,920,367.59 | 5,933,984.67 | 5,937,735.68 | 5,953,055.84 | 5,940,697.16 | 5,946,008.68 |
| 334001 | NEW METERS - BON TERRAIN | - | - | - | - | - | - | - | - |
| 334100 | RADIOS FOR METERING | 3,350,107.69 | 3,351,658.25 | 3,353,402.63 | 3,361,855.64 | 3,313,964.27 | 3,316,968.17 | 3,366,878.98 | 3,369,301.48 |
| 334220 | NEW METERS - LITTLE POND | - | - | - | - | - | - | - | - |
| 334250 | NEW METERS: BADGER HILL | - | - | - | - | - | - | - | - |
| 334360 | NEW METERS - CABOT PRESERVE | - | - | - | - | - | - | - | - |
| 334370 | NEW METERS: VALLEYFIELD | - | - | - | - | - | - | - | - |
| 334400 | NEW METERS - ENGLISH WOODS | - | - | - | - | - | - | - | - |
| 334450 | NEW METERS - BARTLETT COMMONS | - | - | - | - | - | - | - | - |
| 334500 | NEW METERS - AUTUMN WOODS | - | - | - | - | - | - | - | - |
| 334570 | NEW METERS: GREENFIELD FARMS | - | - | - | - | - | - | - | - |
| 334600 | NEW METERS - DUNLAP WOODS | - | - | - | - | - | - | - | - |
| 334650 | NEW METERS - SOUHEGAN WOODS | - | - | - | - | - | - | - | - |
| 334770 | NEW METERS-GREAT BAY | - | - | - | - | - | - | - | - |
| 334890 | NEW METERS: SWEET HILL | - | - | - | - | - | - | - | - |
| 334900 | NEW METERS - ATHERTON COMMONS | - | - | - | - | - | - | - | - |
| 334920 | NEW METERS: LAUREL WOODS | - | - | - | - | - | - | - | - |
| 334950 | CONSTRUCTION METERS | 2,660.60 | 2,660.60 | 2,660.60 | 2,660.60 | 2,660.60 | 5,261.49 | 5,261.49 | 5,261.49 |
| 335000 | FIRE PROT EQUIP: HYDRANTS | 3,874,409.87 | 3,874,409.87 | 3,874,409.87 | 3,875,894.81 | 3,875,894.81 | 3,875,894.81 | 3,875,894.81 | 3,882,341.10 |
| 335001 | NEW HYDRANTS - BON TERRAIN | - | - | - | - | - | - | - | - |
| 335002 | HYDRANTS:DEV INSTALL: BON TERR | - | - | - | - | - | - | - | - |
| 335005 | PAVEMENTS: HYDRANTS | 104,995.69 | 104,995.69 | 104,995.69 | 104,995.69 | 104,995.69 | 104,995.69 | 104,995.69 | 104,995.69 |
| 335100 | HYDRANTS: CIAC | 2,995,949.94 | 2,995,949.94 | 2,995,949.94 | 2,995,949.94 | 2,995,949.94 | 2,995,949.94 | 2,995,949.94 | 2,995,949.94 |
| 335200 | NEW HYDRANTS: POWDER HILL | 900.00 | 900.00 | 900.00 | 900.00 | 900.00 | 900.00 | 900.00 | 900.00 |
| 335205 | FIRE PROTECTION: AUTUMN | - | - | - | - | - | - | - | - |
| 335220 | NEW HYDRANTS - LITTLE POND | - | - | - | - | - | - | - | - |
| 335650 | NEW HYDRANTS - SOUHEGAN WOODS | - | - | - | - | - | - | - | - |
| 339000 | OTHER TRANS/DIST EQUIPMENT | 119,265.38 | 119,265.38 | 119,265.38 | 119,265.38 | 119,265.38 | 119,265.38 | 119,265.38 | 119,265.38 |
| 339000 | OTHER PLANT & MISC EQUIP: PAC | 1,495.00 | 1,495.00 | 1,495.00 | 1,495.00 | 1,495.00 | 1,495.00 | 1,495.00 | 1,495.00 |
| 339100 | OTHER PLANT&MISC EQ-INTANGIBLE | 565.00 | 565.00 | 565.00 | 565.00 | 565.00 | 565.00 | 565.00 | 565.00 |
| 339200 | OTHER PLANT & MISC EQ-S/S PUMP | 97,067.72 | 97,067.72 | 97,067.72 | 97,067.72 | 97,067.72 | 97,067.72 | 97,067.72 | 97,067.72 |
| 339300 | OTHER PLANT & MISC EQUIP -WTP | 295,946.98 | 295,946.98 | 295,946.98 | 295,946.98 | 295,946.98 | 295,946.98 | 295,946.98 | 295,946.98 |
| 339360 | OTHER TRANS/DIST EQUIP: CABOT | - | - | - | - | - | - | - | - |
| 339500 | OTHER TRANS/DIST EQUIP: AUTUMN | - | - | - | - | - | - | - | - |

| | | | | | | | | | |
|--------|--------------------------------------|------------------------|------------------------|------------------------|------------------------|------------------------|------------------------|------------------------|------------------------|
| 339650 | OTHER TRANS/DIST EQUIP: SOUHEG | - | - | - | - | - | - | - | - |
| 339770 | OTHER TRANS/DIST EQUIP: GRT BAY | - | - | - | - | - | - | - | - |
| | | 202,765,138.41 | 202,842,120.72 | 202,943,983.87 | 203,119,424.33 | 203,090,795.08 | 202,232,382.45 | 202,336,381.96 | 203,135,945.84 |
| | Miscellaneous Equipment | | | | | | | | |
| 340100 | OFFICE EQUIPMENT | 680,384.64 | 680,384.64 | 680,384.64 | 680,384.64 | 680,384.64 | 680,384.64 | 680,384.64 | 680,384.64 |
| 341000 | TRANSPORTATION EQUIPMENT | 3,940,517.96 | 3,940,517.96 | 3,940,517.96 | 3,924,562.94 | 3,924,562.94 | 3,924,562.94 | 3,924,562.94 | 3,963,983.60 |
| 343000 | SHOP EQUIPMENT | 939,890.84 | 939,890.84 | 939,890.84 | 938,555.06 | 938,555.06 | 938,555.06 | 938,555.06 | 938,555.06 |
| 343001 | SHOP EQUIP: BON TERRAIN | - | - | - | - | - | - | - | - |
| 344000 | LABORATORY EQUIPMENT | 227,836.90 | 227,836.90 | 227,836.90 | 225,768.80 | 225,768.80 | 225,768.80 | 225,768.80 | 230,008.60 |
| 345000 | POWER OPERATED EQUIPMENT | 376,133.08 | 376,133.08 | 376,133.08 | 376,133.08 | 376,133.08 | 376,133.08 | 376,133.08 | 376,133.08 |
| 345500 | POWER OPERATED EQUIP -GEN PLNT | - | 1,066,386.62 | 1,066,386.62 | 1,066,413.85 | 1,066,413.85 | 1,066,413.85 | 1,062,724.10 | 1,062,724.10 |
| 346000 | COMMUNICATION EQUIPMENT | 1,699,109.33 | 632,722.71 | 632,722.71 | 633,021.67 | 633,021.67 | 633,021.67 | 633,021.67 | 635,084.18 |
| 346250 | COMMUNICATION EQUIP: BADGER HL | - | - | - | - | - | - | - | - |
| 346500 | COMMUNICATION EQUIP: AUTUMN WD | - | - | - | - | - | - | - | - |
| 346650 | COMMUNICATION EQUIP-SOUHEGN WD | - | - | - | - | - | - | - | - |
| 346770 | COMMUNICATION EQUIP: GREAT BAY | - | - | - | - | - | - | - | - |
| 347110 | COMPUTER EQUIP-HRDWARE/SFTWARE | 8,338,548.36 | 8,338,548.36 | 8,338,548.36 | 8,347,007.61 | 8,347,007.61 | 8,353,624.20 | 8,379,429.45 | 8,384,427.20 |
| 348000 | MISCELLANEOUS GENERAL EQUIP | 814,676.74 | 814,676.74 | 814,676.74 | 810,131.48 | 810,131.48 | 813,652.71 | 817,180.68 | 827,404.48 |
| 348001 | MISC GENERAL EQUIP - BON TERR | - | - | - | - | - | - | - | - |
| | | 17,017,097.85 | 17,017,097.85 | 17,017,097.85 | 17,001,979.13 | 17,001,979.13 | 17,012,116.95 | 17,037,760.42 | 17,098,704.94 |
| | Intangible Plant | | | | | | | | |
| 301000 | ORGANIZATION EXPENSE | 490,806.87 | 490,806.87 | 490,806.87 | 490,806.87 | 490,806.87 | 490,806.87 | 490,806.87 | 490,806.87 |
| 302000 | FRANCHISES & CONSENTS | 229,132.31 | 229,132.31 | 229,132.31 | 229,132.31 | 229,132.31 | 229,132.31 | 229,132.31 | 229,132.31 |
| 301260 | ORGANIZATION EXP: THURSTON WDS | - | - | - | - | - | - | - | - |
| 301270 | ORGANIZATION EXP: LAMPLIGHTER | - | - | - | - | - | - | - | - |
| 301740 | ORGANIZATION EXP: FLETCHERS | - | - | - | - | - | - | - | - |
| 302100 | FRANCHISES & CONSENTS | 21,445.54 | 21,445.54 | 21,445.54 | 21,445.54 | 21,445.54 | 21,445.54 | 21,445.54 | 21,445.54 |
| 302230 | FRANCHISE FEES: CASTLE REACH | 48,432.05 | 48,432.05 | 48,432.05 | 48,432.05 | 48,432.05 | 48,432.05 | 48,432.05 | 48,432.05 |
| 302420 | FRANCHISE FEES: WHITE ROCK | - | - | - | - | - | - | - | - |
| 302730 | FRANCHISE FEES: WESCO | - | - | - | - | - | - | - | - |
| | | 789,816.77 | 789,816.77 | 789,816.77 | 789,816.77 | 789,816.77 | 789,816.77 | 789,816.77 | 789,816.77 |
| | Total Plant in Service | 331,196,699.88 | 331,280,403.99 | 331,390,003.84 | 331,615,782.82 | 331,596,574.19 | 330,774,064.45 | 329,864,935.82 | 330,777,359.83 |
| | Accumulated Depreciation | | | | | | | | |
| 108000 | ACCUMULATED DEPRECIATION | (111,095,238.75) | (111,776,533.86) | (112,457,494.68) | (113,056,345.91) | (113,692,638.03) | (113,544,435.98) | (113,690,542.24) | (114,359,333.42) |
| 108001 | ACCUM DEPREC: COST OF REMOVAL | 9,196,708.27 | 9,197,560.71 | 9,199,896.18 | 9,207,438.58 | 9,209,195.03 | 9,213,339.82 | 9,215,731.21 | 9,277,786.08 |
| 108002 | ACCUMULATED DEPREC: GAIN/LOSS | 9,753,105.65 | 9,748,239.65 | 9,748,239.65 | 9,786,047.61 | 9,844,757.27 | 10,036,369.42 | 10,634,667.54 | 10,634,667.54 |
| 108100 | THEORETICAL DEP RESEVE-2007 | 3,531,600.00 | 3,531,600.00 | 3,531,600.00 | 3,531,600.00 | 3,531,600.00 | 3,531,600.00 | 3,531,600.00 | 3,531,600.00 |
| 108999 | ACCUM DEPREC: ACQUIS ADJUSTMNT | - | - | - | - | - | - | - | - |
| | | (88,613,824.83) | (89,299,133.50) | (89,977,758.85) | (90,531,259.72) | (91,107,085.73) | (90,763,126.74) | (90,308,543.49) | (90,915,279.80) |
| | Net Plant in Service | 242,582,875.05 | 241,981,270.49 | 241,412,244.99 | 241,084,523.10 | 240,489,488.46 | 240,010,937.71 | 239,556,392.33 | 239,862,080.03 |
| | Construction Work in Progress | | | | | | | | |

| | | | | | | | | | |
|--------|---|-----------------------|-----------------------|-----------------------|-----------------------|-----------------------|-----------------------|-----------------------|-----------------------|
| 105111 | CWIP: LABOR CLEARING | (10,026.23) | (10,026.23) | (9,853.40) | (10,026.29) | (10,026.30) | (10,026.30) | (10,026.31) | (10,026.38) |
| 105222 | CWIP: CONTRACTOR CLEARING | 523,736.63 | 598,641.04 | 632,902.10 | 671,578.98 | 801,041.95 | 1,022,558.76 | 1,584,372.81 | 1,348,662.55 |
| 105333 | CWIP: WTP EVAL & CAPITAL PLAN | 84.87 | 84.87 | 84.87 | 84.87 | 84.87 | 84.87 | 84.87 | 84.87 |
| 105444 | CWIP: OPERATIONS BUILDING | 93,161.76 | 141,968.30 | 192,153.22 | 163,790.17 | 205,438.59 | 217,730.10 | 264,452.73 | 274,444.76 |
| 105444 | CWIP: CONTRACTOR CLEARING | (230,762.54) | (227,330.41) | (217,139.44) | (207,690.60) | (138,222.30) | (52,026.13) | 186,380.90 | 214,911.59 |
| | | 376,194.49 | 503,337.57 | 598,147.35 | 617,737.13 | 858,316.81 | 1,178,321.30 | 2,025,265.00 | 1,828,077.39 |
| | Total Plant | 242,959,069.54 | 242,484,608.06 | 242,010,392.34 | 241,702,260.23 | 241,347,805.27 | 241,189,259.01 | 241,581,657.33 | 241,690,157.42 |
| | Current Assets | | | | | | | | |
| | Cash | | | | | | | | |
| 130110 | PETTY CASH: WTP | 2,900.00 | 2,900.02 | 2,900.01 | 2,900.00 | 2,900.00 | 2,900.01 | 2,900.00 | 2,900.00 |
| 131111 | PETTY CASH: OPERATIONS | 2,000.00 | 2,000.00 | 2,000.00 | 2,000.00 | 2,000.00 | 2,000.00 | 2,000.00 | 2,000.00 |
| 131112 | PETTY CASH: OFFICE | 2,000.00 | 2,000.00 | 2,000.00 | 2,000.00 | 2,000.00 | 2,000.00 | 2,000.00 | 2,000.00 |
| 131115 | PETTY CASH : ENGINEERING | - | - | - | - | - | - | - | - |
| 131125 | CASH-PAYROLL RBS CITIZENS BANK | - | - | - | - | - | - | - | - |
| 131120 | CASH-BANK OF AMERICA: PWW | - | - | - | - | - | - | - | - |
| 131140 | CASH - TD BANK | - | - | - | - | - | - | - | - |
| 131230 | CASH PAYROLL - TD BANK | - | - | - | - | - | - | - | - |
| 131350 | RESTRICTED CASH - RSF TD BANK | 1,249,922.09 | 780,148.89 | 676,801.70 | 704,712.43 | 552,621.30 | 441,379.30 | 832,243.93 | 1,134,628.58 |
| 131360 | RESTRICTED CASH - 2014 BOND PROJECT FUND | 216,312.50 | - | - | - | - | - | - | - |
| 131361 | RESTRICTED CASH - BOND REFUND ESCROW FUND | - | - | - | - | - | - | - | - |
| 131370 | RESTRICTED CASH - 2015 BOND PROJECT FUND | - | - | - | - | - | - | - | - |
| 131371 | RESTRICTED CASH - 2015 BOND FUND ESCROW FUN | - | - | - | - | - | - | - | - |
| 131375 | DSRR 1.0 RSF | 2,739,910.45 | 1,205,599.02 | 1,377,850.99 | 1,352,868.28 | 1,927,949.24 | 1,934,877.37 | 2,322,580.66 | 3,076,100.98 |
| 131380 | MOERR RSF | 2,200,214.60 | 1,421,385.68 | 1,375,438.08 | 1,630,611.49 | 1,398,260.08 | 1,861,199.12 | 1,733,805.90 | 2,449,331.38 |
| 131385 | MOERR | 3,833,444.59 | 3,341,949.77 | 3,091,533.70 | 2,404,053.69 | 2,130,494.22 | 3,362,359.41 | 2,357,501.23 | 3,113,672.22 |
| 131390 | DSRR 1.0 | 2,083,447.01 | 3,069,609.54 | 2,346,877.48 | 1,125,600.85 | 1,813,190.41 | 2,400,925.43 | 2,832,935.96 | 3,266,464.59 |
| 131372 | RESTRICTED CASH-2018 BOND PROJECT FUND | - | - | - | - | - | - | - | - |
| 131373 | RESTRICTED CASH-2019 BOND PROJECT FUND | - | - | - | - | - | 5,224.84 | 5,224.84 | 5,224.84 |
| 131374 | RESTRICTED CASH-2020 BOND PROJECT FUND | 5,474.84 | 5,474.84 | 5,474.84 | 5,474.84 | 5,474.84 | - | - | - |
| 131376 | RESTRICTED CASH-2020C BOND PROJECT FUND | 18,236.29 | 18,236.29 | 18,236.29 | 18,236.29 | 18,236.29 | 16,977.03 | 16,977.03 | 16,977.03 |
| 131377 | RESTRICTED CASH-2021 BOND PROJECT FUND | 14,562.16 | 14,562.16 | 14,562.16 | 14,562.16 | 14,562.16 | 14,562.16 | 14,562.16 | 14,562.16 |
| 131378 | RESTRICTED CASH-2022 BOND PROJECT FUND | - | - | - | - | 4,577.68 | 4,577.68 | 4,577.68 | 4,577.68 |
| 135100 | INVESTMENTS-BOND PROJECT FUND | - | - | - | - | - | - | - | - |
| 131395 | DSRR 0.1 | 1,449,030.04 | 1,374,437.12 | 1,455,048.68 | 1,515,930.51 | 1,041,932.44 | 699,924.25 | 829,277.84 | 968,011.19 |
| 171360 | ACCRUED INTEREST INCOME-2014 BOND PROJ FUNI | - | - | - | - | - | - | - | - |
| 171370 | ACCRUED INTEREST INCOME-2015 BOND PROJ FUNI | - | - | - | - | - | - | - | - |
| 181360 | DISCOUNT ON BONDS-2014 BOND PROJ FUND | - | - | - | - | - | - | - | - |
| 181370 | DISCOUNT ON BONDS-2015 BOND PROJ FUND | - | - | - | - | - | - | - | - |
| 131300 | RESTRICTED CASH - RSF | - | - | - | - | - | - | - | - |
| 131200 | CASH-PAYROLL | - | - | - | - | - | - | - | - |
| 133100 | OTHER SPECIAL DEPOSITS | 39,170.00 | 39,170.00 | 39,170.00 | 39,170.00 | 39,170.00 | 39,170.00 | 39,170.00 | 39,170.00 |
| | | 13,856,624.57 | 11,277,473.33 | 10,407,893.93 | 8,818,120.54 | 8,953,368.66 | 10,788,076.60 | 10,995,757.23 | 14,095,620.65 |
| | Accounts Receivable, Net | | | | | | | | |

| | | | | | | | | | |
|--------|--|---------------------|---------------------|---------------------|---------------------|---------------------|---------------------|---------------------|---------------------|
| 141000 | A/R: BILLED WATER REVENUE | 520,020.29 | 660,837.71 | 692,797.90 | 542,355.07 | 704,666.39 | 579,434.21 | 641,858.53 | 1,131,903.35 |
| 141150 | A/R: BILLED WATER REVENUE | 2,012,157.56 | 2,466,776.71 | 2,645,882.80 | 2,292,128.27 | 2,704,491.67 | 2,330,858.91 | 2,358,383.65 | 3,963,607.31 |
| 141350 | A/R: MVD REMOVAL GRANTS | - | - | - | - | - | - | - | - |
| 141100 | CUSTOMER AR MISC | 20,910.02 | 20,136.06 | 30,265.30 | 40,381.78 | 13,143.53 | 25,624.69 | 16,151.14 | 25,359.86 |
| 141400 | A/R: MISCELLANEOUS | 599,038.31 | 601,956.01 | 603,582.42 | 668,011.24 | 603,425.56 | 607,543.61 | 619,469.71 | 711,111.10 |
| 141450 | A/R: MISC COMPUTERS | - | - | - | - | - | - | - | - |
| 142200 | A/R: JOBBING | 35,023.04 | 37,172.59 | 31,501.13 | 29,293.82 | 30,354.18 | 37,987.19 | 42,178.50 | 35,107.83 |
| 143901 | ALLOW FOR DOUBTFUL ACCTS-WATER | (25,940.00) | (27,527.84) | (27,500.00) | (27,543.38) | (27,500.00) | (27,500.00) | (27,500.00) | (27,500.00) |
| 143902 | ALLOW FOR DOUBTFUL ACCTS-JOBNG | (14,319.12) | (14,319.12) | (14,319.12) | (18,711.96) | (18,711.96) | (18,711.96) | (22,330.55) | (22,330.55) |
| | | 3,146,890.10 | 3,745,032.12 | 3,962,210.43 | 3,525,914.84 | 4,009,869.37 | 3,535,236.65 | 3,628,210.98 | 5,817,258.90 |
| | Unbilled Revenue | | | | | | | | |
| 173150 | A/R: UNBILLED WATER REV-QRTL | 824,524.00 | 754,936.00 | 776,282.00 | 807,970.00 | 709,008.00 | 879,982.00 | 1,097,534.00 | 1,065,140.00 |
| 173151 | A/R: UNBILLED WATER REV-MONTH | 2,339,467.00 | 2,039,515.00 | 2,048,946.00 | 2,228,297.00 | 1,832,880.00 | 2,308,731.00 | 3,074,709.00 | 3,016,120.00 |
| 173152 | A/R: UNBLLD REVENUE-RECOUPMENT | 3,112,733.75 | 3,028,533.89 | 2,946,103.15 | 2,521,433.26 | 2,246,236.21 | 1,969,288.37 | 1,694,087.82 | 1,420,620.86 |
| 173153 | A/R UNBILLED:RECOUP STEP INCR | - | - | - | - | - | - | - | - |
| 173153 | AR UNBIL REV:CAP RECOV RECOUP | - | - | - | - | - | - | - | - |
| 173154 | A/R UNBILLED:RECOUP -2020 | - | - | - | - | 538,647.79 | 358,684.89 | 179,060.67 | 534.65 |
| 173154 | AR: UNBILLED REV RECOUP 2009 | - | - | - | - | - | - | - | - |
| 173155 | A/R QCPAC UNBILLED RECOUPMENT - 2021 | - | - | - | - | - | - | - | - |
| 173155 | A/R:UNBILLED QCPAC RECOUPMENT | - | - | - | - | 203,093.99 | 178,246.90 | 137,364.48 | 96,828.76 |
| 173156 | A/R UNBILLED RECOUPMENT: MISCELLANEOUS | - | - | - | - | - | - | - | - |
| 173200 | A/R:UNBILLED WATER REV-RECOUP | - | - | - | - | - | - | - | - |
| 173300 | A/R:UNBILLED WATER REV-RECOUP 2017 | 285.35 | 285.35 | 285.35 | 936,670.74 | 936,670.74 | 936,670.74 | 936,670.74 | 857,109.11 |
| | | 6,277,010.10 | 5,823,270.24 | 5,771,616.50 | 6,494,371.00 | 6,466,536.73 | 6,631,603.90 | 7,119,426.71 | 6,456,353.38 |
| | Inventory & Supplies | | | | | | | | |
| 151000 | INVENTORY | - | - | - | - | - | - | - | - |
| 151100 | INVENTORY: PIPES & FITTINGS | 379,296.70 | 385,718.41 | 376,185.67 | 412,447.10 | 416,165.27 | 426,143.72 | 406,801.01 | 403,157.62 |
| 151101 | INVENTORY: NEW METERS | 157,810.97 | 214,793.11 | 273,583.51 | 236,382.88 | 241,979.59 | 208,374.22 | 207,765.40 | 194,346.82 |
| 151150 | INVENTORY: MISC T & D | 145.01 | 145.01 | 771.27 | 613.35 | 512.51 | 930.51 | 657.51 | 657.51 |
| 151200 | INVENTORY: WTP SPARE PARTS | - | - | - | - | - | - | - | - |
| 151201 | INVENTORY: WTP CHEMICALS | 211,050.31 | 222,400.42 | 219,656.81 | 233,449.15 | 273,993.07 | 294,391.14 | 370,386.96 | 395,709.86 |
| 151250 | INVENTORY: FLEET/VEHICLES | (75.13) | (75.13) | (75.13) | (75.13) | (75.13) | (75.13) | (75.13) | (75.13) |
| 151300 | INVENTORY:BACKUP GENERAT FUEL | 20,553.11 | 20,553.11 | 20,553.11 | 20,553.11 | 20,553.11 | 20,553.11 | 20,553.11 | 20,553.11 |
| 151400 | INVENTORY: CHEMICALS | - | - | - | - | - | - | - | - |
| 151600 | INV: CUSTOMER HANDBOOK/FOLDER | - | - | - | - | - | - | - | - |
| 151615 | INV: CUSTOMER BROCHURE/INSERTS | - | - | - | - | - | - | - | - |
| 151625 | INVENTORY: CUST CONSERVATION | - | - | - | - | - | - | - | - |
| 151650 | INVENTORY: BILLING & ACCTING | 15,975.90 | 14,574.24 | 12,879.81 | 11,195.11 | 9,510.41 | 19,663.89 | 17,585.85 | 15,536.33 |
| 151700 | INVENTORY: POCKET FOLDERS | - | - | - | - | - | - | - | - |
| 151700 | INVENTORY: PAC | - | - | - | - | - | - | - | - |
| 151725 | INVENTORY:EDUCATIONAL SUPPLIES | - | - | - | - | - | - | - | - |
| 151730 | INVENTORY: CCR'S | - | - | - | - | - | - | - | - |
| 184200 | INVENTORY-WIP | (53,681.60) | (90,028.04) | (13,418.48) | (49,455.24) | 15,553.37 | (26,557.89) | (108,569.27) | (124,592.00) |
| | | 731,075.27 | 768,081.13 | 890,136.57 | 865,110.33 | 978,192.20 | 943,423.57 | 915,105.44 | 905,294.12 |
| | Prepaid Expenses & Other | | | | | | | | |

| | | | | | | | | | |
|--------|--------------------------------|---------------------|---------------------|-------------------|-------------------|-------------------|-------------------|---------------------|---------------------|
| 162100 | PREPAID INSURANCE | 2,174.16 | 9,096.48 | 128,473.61 | 87,882.52 | 179,465.11 | 189,179.81 | 198,894.47 | 124,841.06 |
| 162150 | PREPAID COMPUTER CLASSES | - | - | - | - | - | - | - | - |
| 162200 | PREPAID COMPUTER MAINTENANCE | 391,193.25 | 354,775.25 | 415,852.46 | 391,301.82 | 355,192.68 | 377,220.15 | 444,603.72 | 469,087.09 |
| 163310 | PREPAID PROPERTY TAXES | 916,046.59 | 612,405.03 | 306,202.47 | - | - | - | 1,043,012.44 | 695,341.60 |
| 162350 | PREPAID OFFICE EQUIPMENT | - | - | - | - | - | - | - | - |
| 162400 | CLEARING ACCOUNT (DO NOT USE) | - | - | - | - | - | - | - | - |
| 162450 | PREPAID HECOP III OFFICE LEASE | (0.44) | 27,500.00 | 27,500.00 | 27,500.00 | 27,500.00 | 27,500.00 | 27,500.00 | 27,500.00 |
| 162500 | PREPAID POSTAGE | 32,000.00 | 32,000.00 | 32,000.00 | 32,000.00 | 32,000.00 | 32,000.00 | 32,000.00 | 32,000.00 |
| 162700 | PREPAID EXPENSES | 55,550.57 | 49,648.37 | 84,681.91 | 310,566.29 | 316,986.72 | 348,949.75 | 335,683.37 | 315,770.03 |
| 162300 | PREPAID TAXES | - | - | - | - | - | - | - | - |
| 162310 | PREPAID PROPERTY TAXES | - | - | - | - | - | - | - | - |
| 184100 | CLEARING ACCOUNT | (28,210.34) | (28,240.26) | (27,575.91) | (28,240.26) | (28,240.26) | (28,240.26) | (28,240.26) | (28,240.26) |
| | | 1,368,753.79 | 1,057,184.87 | 967,134.54 | 821,010.37 | 882,904.25 | 946,609.45 | 2,053,453.74 | 1,636,299.52 |
| 233300 | INTERCO PAY/REC: PWW/PCP | 20,136,047.47 | 22,135,443.03 | 16,897,883.96 | 16,291,040.89 | 15,265,295.87 | 15,320,461.11 | 14,804,872.80 | 13,991,276.95 |
| 233400 | INTERCO PAY/REC: PWW/TSC | - | - | - | - | - | - | - | - |
| | | - | - | - | - | - | - | - | - |
| | | - | - | - | - | - | - | - | - |
| 233500 | INTERCO PAY/REC: PWW/PWS | 1,997,414.39 | 2,239,235.54 | 2,420,147.02 | 2,606,216.36 | 2,775,651.89 | 2,933,654.13 | 3,095,927.98 | 3,146,025.05 |
| | | 4,599.22 | 4,600.18 | 5,778.34 | 5,779.54 | 5,781.95 | 5,787.08 | 5,796.60 | 5,806.13 |
| | | - | - | - | - | - | - | - | - |
| | | - | - | - | - | - | - | - | - |
| 233550 | AP INTERCO PAY/REC: PEU/PWS | - | - | - | - | - | 737.77 | 737.77 | 737.77 |
| | | - | - | - | - | - | - | - | - |
| 233600 | INTERCO PAY/REC: PWW/PAC | 234,475.53 | 374,001.36 | 382,640.70 | 402,589.04 | 417,961.83 | 434,608.46 | 458,587.19 | 492,233.16 |
| | | (6,977.97) | (6,974.79) | (6,971.58) | (6,968.24) | (6,961.30) | (6,946.05) | (6,914.06) | (6,876.05) |
| | | (234,475.53) | (374,001.36) | (382,640.70) | (402,589.04) | (417,961.83) | (434,608.46) | (458,587.19) | (492,233.16) |
| 233650 | INTERCO LOAN PWW/PAC: RSF | 12,954.74 | 12,954.74 | 12,954.74 | 12,954.74 | 12,954.74 | 12,954.74 | - | - |
| | | (12,954.74) | (12,954.74) | (12,954.74) | (12,954.74) | (12,954.74) | (12,954.74) | - | - |
| 233700 | INTERCO PAY/REC: PWW/PEU | 1,969,584.59 | 2,407,646.15 | 2,655,981.77 | 2,985,148.97 | 3,209,281.38 | 3,524,451.27 | 3,755,974.52 | 4,002,766.54 |
| | | - | 6,974.79 | 6,971.58 | 6,968.24 | 6,961.30 | 6,946.05 | 6,914.06 | 6,876.05 |
| | | (1,969,584.59) | (2,407,646.15) | (2,655,981.77) | (2,985,148.97) | (3,209,281.38) | (3,524,451.27) | (3,755,974.52) | (4,002,766.54) |
| | | 6,977.97 | - | - | - | - | - | - | - |
| 233800 | AP INTERCO PAY/REC: PEU/PAC | 22,238.22 | 22,238.22 | 22,553.62 | 23,413.43 | 23,821.55 | 26,690.44 | 31,076.56 | 34,876.56 |
| | | - | - | - | - | - | - | - | - |
| | | (22,238.22) | - | - | - | - | - | - | - |
| | | (1,715,632.41) | (952,425.62) | (1,754,739.89) | (1,956,802.50) | (1,516,406.45) | (2,144,373.92) | (2,874,337.74) | (3,625,124.66) |
| 233300 | INTERCO PAY/REC: PAC/PCP | 35,754.62 | 149,960.41 | 129,029.98 | 228,129.18 | 206,552.66 | 123,732.90 | 107,713.17 | 189,580.89 |
| | | - | - | - | - | - | - | - | - |
| | | - | - | - | - | - | - | - | - |
| | | - | - | - | - | - | - | - | - |
| | | - | - | - | - | - | - | - | - |
| | | - | (1,067,405.14) | (1,065,122.49) | (1,062,833.74) | (1,060,538.93) | (1,058,237.98) | (1,055,930.89) | (1,053,617.65) |
| | | (1,534,638.08) | (1,531,371.96) | (1,528,097.13) | (1,524,813.57) | (1,521,521.25) | (1,518,220.15) | (1,514,910.25) | (1,511,591.52) |
| | | (1,043,889.59) | (1,041,667.92) | (1,039,440.32) | (1,037,206.78) | (1,034,967.28) | (1,032,721.81) | (1,030,470.35) | (1,028,212.89) |
| | | - | - | - | - | - | - | - | - |

| | | | | | | | | | |
|-----------------------------|---------------------------------------|----------------------|----------------------|----------------------|----------------------|----------------------|----------------------|----------------------|----------------------|
| | | - | - | - | - | - | - | - | - |
| | | (38,522.48) | (26,922.76) | (26,994.56) | (27,066.56) | (27,138.71) | (27,211.08) | (27,283.64) | (27,356.39) |
| | | (26,203.69) | (38,625.20) | (38,728.20) | (38,831.47) | (38,935.02) | (39,038.85) | (39,142.95) | (39,247.33) |
| | | | (26,273.56) | (26,343.62) | (26,413.87) | (26,484.31) | (26,554.94) | (26,625.76) | (26,696.76) |
| | | - | - | - | - | - | - | - | - |
| | | - | - | - | - | - | - | - | - |
| | | 17,814,929.45 | 19,866,785.22 | 17,720,653.03 | 17,197,776.90 | 16,760,697.47 | 16,266,689.51 | 15,171,787.14 | 13,743,178.69 |
| | | | 27,353,054.42 | 22,533,941.71 | 22,562,240.39 | 21,924,263.17 | 22,390,023.95 | 22,267,600.65 | 21,870,179.10 |
| Total Current Assets | | 43,195,283.28 | 42,537,826.91 | 39,719,645.00 | 37,722,303.98 | 38,051,568.68 | 39,111,639.68 | 39,883,741.24 | 42,654,005.26 |
| | | | 50,024,096.11 | | | | | | |
| | Other Assets | | | | | | | | |
| | Abandoned Property | | | | | | | | |
| 182200 | ABANDONED 8" MAIN -RANGE RD | - | - | - | - | - | - | - | - |
| 182110 | ABAND PROP: CABOT PRESERVE WELL | - | - | - | - | - | - | - | - |
| 182120 | ABAND PROP: DUNLAP WOODS WELLS | - | - | - | - | - | - | - | - |
| 182300 | SERV ABAND: BRIDGE/SANDERS ST | - | - | - | - | - | - | - | - |
| 182400 | ABAND PUMP STA: SPRINGWOOD HLS | - | - | - | - | - | - | - | - |
| 182500 | MAIN ABANDONMENT: CUSHING AVE | - | - | - | - | - | - | - | - |
| | | - | - | - | - | - | - | - | - |
| | Other Deferred Charges | | | | | | | | |
| 186000 | PHASE II & V WAIVER - NC | - | - | - | - | - | - | - | - |
| 186100 | ACQUISITION PREMIUM - MARA | 68,871,329.54 | 68,683,996.26 | 68,490,985.96 | 68,297,975.65 | 68,104,965.33 | 67,911,955.03 | 67,718,944.72 | 67,525,935.29 |
| 186120 | FIFIELD TANK INSPECTION | - | - | - | - | - | - | - | - |
| 186126 | MAST ROAD RAILROAD CROSSING | - | - | - | - | - | - | - | - |
| 186130 | SERGEANT WOODS - NEWTON NH | - | - | - | - | - | - | - | - |
| 186136 | WATER ST OFFICE RELOCATION | - | - | - | - | - | - | - | - |
| 186140 | SARBANES-OXLEY | - | - | - | - | - | - | - | - |
| 186145 | 2ND STEP DEFERRED EXPENSE | - | - | - | - | - | - | - | - |
| 186150 | BOND DEFEASANCE PREMIUM | - | - | - | - | - | - | - | - |
| 186155 | NORTHWEST PRESSURE SYSTEM ANALYSIS | 16,878.77 | 16,808.15 | 16,737.53 | 16,666.91 | 16,596.29 | 16,525.67 | 16,455.05 | 16,384.43 |
| 186160 | DISTRIBUTION SYSTEM ANALYSIS - HUDSON | 5,037.13 | 5,016.05 | 4,994.97 | 4,973.89 | 4,952.81 | 4,931.73 | 4,910.65 | 4,889.57 |
| 186165 | PWW RRA-ERP 2021 | 15,574.57 | 15,386.92 | 15,199.27 | 15,011.62 | 14,823.97 | 14,636.32 | 14,448.67 | 14,261.02 |
| 186172 | MERRIMACK INTERCONNECT STUDY | - | - | - | - | - | - | - | - |
| 186173 | BERKELY/SWART TERRACE STUDY | - | - | - | - | - | - | - | - |
| 186175 | CROSS CONNECTION SURVEY-NASHUA | 13,518.65 | 13,132.84 | 12,747.04 | 12,361.23 | 11,975.43 | 11,589.63 | 11,203.82 | 10,818.01 |
| 186180 | PWW TRADEMARK | - | - | - | - | - | - | - | - |
| 186195 | SPRUCE POND-WINDHAM NH-ACQUIST | - | - | - | - | - | - | - | - |
| 186200 | CLEAN/DISPOSE OF TANK SLUDGE | - | - | - | - | - | - | - | - |
| 186202 | UNION NEGOTIATIONS - 2002 | - | - | - | - | - | - | - | - |
| 186203 | UNION NEGOTIATIONS - 2006-2007 | - | - | - | - | - | - | - | - |
| 186204 | UNION NEGOTIATIONS - 2010 | - | - | - | - | - | - | - | - |
| 186205 | UNION NEGOTIATIONS - 2013 | - | - | - | - | - | - | - | - |
| 186205 | PELHAM WATER SUPPLY STUDY | - | - | - | - | - | - | - | - |
| 186206 | UNION NEGOTIATIONS - 2015 | - | - | - | - | - | - | - | - |

| | | | | | | | | | |
|--------|--|------------|------------|------------|------------|------------|------------|------------|------------|
| 186207 | UNION NEGOTIATIONS - 2017 | - | - | - | - | - | - | - | - |
| 186208 | UNION NEGOTIATIONS - 2021 | 1,317.85 | 1,280.20 | 1,242.55 | 1,204.90 | 1,167.25 | 1,129.60 | 1,091.95 | 1,054.30 |
| 186210 | TYNGSBORO WHOLESALE AGREEMENT | 6,483.87 | 6,346.04 | 6,208.20 | 6,070.37 | 5,932.53 | 5,794.70 | 5,656.86 | 5,519.03 |
| 186210 | LAKES REGION WATER CO-ACQUISIT | - | - | - | - | - | - | - | - |
| 186215 | PWW/PEU-COST OF SERVICE STUDY | 3,524.90 | 3,448.21 | 3,371.51 | 3,294.82 | 3,218.12 | 3,141.43 | 3,064.73 | 2,988.04 |
| 186215 | WINNISQUAM VILLAGE CONDO'S | - | - | - | - | - | - | - | - |
| 186220 | COST OF SERVICE STUDY 2001 | - | - | - | - | - | - | - | - |
| 186220 | DANIELS LAKE ACQ - WEARE, NH | - | - | - | - | - | - | - | - |
| 186225 | EMPLOYEE RECRUITOR FEES | - | - | - | - | - | - | - | - |
| 186230 | SYNERGEN TRAINING - 2007 | - | - | - | - | - | - | - | - |
| 186230 | FREEDOM VILLAGE ACQUISITION | - | - | - | - | - | - | - | - |
| 186233 | WILL STREET RENOVATIONS 2006 | - | - | - | - | - | - | - | - |
| 186235 | RATE CASE: 2008 | - | - | - | - | - | - | - | - |
| 186240 | RATE CASE - 2006 | - | - | - | - | - | - | - | - |
| 186240 | SARBANES-OXLEY | - | - | - | - | - | - | - | - |
| 186241 | 2010 DEFERRED RATE CASE EXP | - | - | - | - | - | - | - | - |
| 186242 | RATE CASE EXPENSE: 2012 | - | - | - | - | - | - | - | - |
| 186243 | RATE CASE EXPENSE: 2015 | 10,533.23 | 10,533.23 | 10,533.23 | 10,533.23 | 10,533.23 | 10,533.23 | 10,533.23 | 10,533.23 |
| 186244 | RATE CASE EXPENSE: 2018 | 52,684.21 | 39,013.71 | 25,465.71 | 11,990.71 | 5,295.95 | 5,295.95 | 5,295.95 | 5,295.95 |
| 186245 | DEFERRED ASSET - SERP | 840,805.09 | 840,805.09 | 840,805.09 | 838,814.09 | 838,814.09 | 838,814.09 | 836,777.09 | 836,777.09 |
| 186245 | TILTON HILL ROAD MAIN BREAK | - | - | - | - | - | - | - | - |
| 186246 | RATE CASE - 2021 | - | - | - | - | - | 644.00 | 3,123.02 | 9,834.90 |
| 186250 | ADULT LEARNCTR-NASHUA LAW SUIT | - | - | - | - | - | - | - | - |
| 186250 | BIRCH HILL GIARDIA SUIT | - | - | - | - | - | - | - | - |
| 186255 | MERRIMACK VILLAGE DAM | - | - | - | - | - | - | - | - |
| 186255 | MAIN BREAK - OCTOBER 2003 | - | - | - | - | - | - | - | - |
| 186256 | MERRIMACK VILLAGE DAM:PHASE II | - | - | - | - | - | - | - | - |
| 186257 | MERRIMACK VILLAGE DAM DEOMOLIT | - | - | - | - | - | - | - | - |
| 186260 | NASHUA AERIAL PHOTOGRAPHY PROJ | - | - | - | - | - | - | - | - |
| 186260 | NORTH CONWAY LAND SALE | - | - | - | - | - | - | - | - |
| 186260 | SOUTH MAIN LEAK RESEARCH | - | - | - | - | - | - | - | - |
| 186265 | ABATEMENT | 6,837.59 | 6,837.59 | 6,837.59 | 6,837.59 | 6,837.59 | 6,837.59 | 6,837.59 | 6,837.59 |
| 186266 | ABATEMENT | - | - | - | - | - | - | - | - |
| 186267 | LITCHFIELD WHOLESALE WATER SUPPLY CONTRACT | 4,152.28 | 4,131.31 | 4,110.34 | 4,089.37 | 4,068.40 | 4,047.43 | 4,026.46 | 4,005.49 |
| 186270 | STUDY: BROOK DAMS ACTION PLAN | - | - | - | - | - | - | - | - |
| 186270 | LONDONDERRY VULNERABILITY STUDY | - | - | - | - | - | - | - | - |
| 186271 | LONDONDERRY CORE RE-CHLORINATION | 12,320.58 | 12,172.14 | 12,023.70 | 11,875.26 | 11,726.82 | 11,578.38 | 11,429.94 | 11,281.50 |
| 186272 | LONDONDERRY RRA AND ERP | 4,861.60 | 2,403.18 | 2,373.87 | 2,344.56 | 2,315.25 | 2,285.94 | 2,256.63 | 2,227.32 |
| 186275 | 2007 CELL TOWER LEASE SALE | - | - | - | - | - | - | - | - |
| 186280 | LITCHFIELD VULNERABILITY STUDY | - | - | - | - | - | - | - | - |
| 186280 | GRANT AVAILABILITY STUDY - NC | - | - | - | - | - | - | - | - |
| 186281 | LITCHFIELD RRA AND ERP | 4,861.60 | 4,861.60 | 4,861.60 | 4,861.60 | 4,861.60 | 4,861.60 | 4,861.60 | 4,861.60 |
| 186285 | BERRY POND BATHYMETRIC SURVEY | - | - | - | - | - | - | - | - |
| 186286 | BERRY POND TREATMENT EVALUATION | 2,571.58 | 2,516.87 | 2,462.16 | 2,407.45 | 2,352.74 | 2,298.03 | 2,243.31 | 2,188.60 |
| 186287 | BERRY POND DAM BREACH ANALYSIS | 9,137.03 | 9,008.34 | 8,879.65 | 8,750.96 | 8,622.27 | 8,493.58 | 8,364.89 | 8,236.20 |

| | | | | | | | | | |
|--------|---|------------|------------|------------|------------|------------|------------|------------|------------|
| 186300 | HI-LO WELL #4 REDEVELOP 2010 | 8,669.74 | 8,583.93 | 8,498.13 | 8,412.32 | 8,326.52 | 8,240.71 | 8,154.91 | 8,069.10 |
| 186300 | WINDHAM WATER SUPPLY STUDY | - | - | - | - | - | - | - | - |
| 186300 | GRANT APPLICATION - 2008 | - | - | - | - | - | - | - | - |
| 186310 | W&E WATER SYSTEM SUPPLY STUDY | 7,982.07 | 7,964.14 | 7,930.67 | 7,897.20 | 7,863.73 | 7,830.26 | 7,796.79 | 7,763.32 |
| 186311 | MSDC W&E INTERCONNECTION | 116,737.69 | 116,475.38 | 115,985.99 | 115,496.60 | 115,007.21 | 114,517.82 | 114,028.43 | 113,539.04 |
| 186320 | TARIFF FILING: SYS UPGRADE FEE | - | - | - | - | - | - | - | - |
| 186325 | RATE CASE EXPENSE: 2004 | - | - | - | - | - | - | - | - |
| 186325 | BEAVER HOLLOW TANK CLEANING | - | - | - | - | - | - | - | - |
| 186330 | PENNICHUCK POND AQUIFER STUDY | - | - | - | - | - | - | - | - |
| 186335 | WATERSHED PROTECTION VIDEOS-PENN BROOK | - | - | - | - | - | - | - | - |
| 186420 | WATERSHED STUDY | - | - | - | - | - | - | - | - |
| 186421 | RESERVOIR STORAGE & SEDIMENT MONITORING | - | - | - | - | - | - | - | - |
| 186425 | NRPC - MUTUAL AID STUDY | - | - | - | - | - | - | - | - |
| 186430 | CATCH BASIN MARKING 2004 | - | - | - | - | - | - | - | - |
| 186450 | PENNICHUCK BROOK WATERSHED STY | - | - | - | - | - | - | - | - |
| 186350 | LOUDON RD MAIN BREAK | - | - | - | - | - | - | - | - |
| 186360 | W&E WATER SUPPLY STUDY | 1,065.79 | 1,043.13 | 1,020.47 | 997.81 | 975.15 | 952.49 | 929.83 | 907.17 |
| 186360 | FAIRVIEW ROAD MAIN BREAK | - | - | - | - | - | - | - | - |
| 186370 | LOCKE LAKE WELL/GROUNDWATER STUDY | 15,382.39 | 15,182.45 | 14,982.50 | 14,782.56 | 14,582.61 | 14,382.66 | 14,182.72 | 13,982.78 |
| 186375 | AIRSTRIIP STATION UPGRADE STUDY | 15,837.38 | 15,767.62 | 15,697.86 | 15,628.10 | 15,558.34 | 15,488.58 | 15,418.82 | 15,349.06 |
| 186380 | RATE CASE EXPENSE: 2007 | - | - | - | - | - | - | - | - |
| 186385 | 2010 DEFERRED RATE CASE EXP | - | - | - | - | - | - | - | - |
| 186390 | RATE CASE EXPENSE: 2012 | - | - | - | - | - | - | - | - |
| 186395 | RATE CASE EXPENSE: 2020 | 34,198.60 | 35,747.04 | 35,747.04 | 35,747.04 | 35,747.04 | 32,747.93 | 29,788.69 | 26,909.19 |
| 186400 | RATE CASE EXP: NORTH COUNTRY | - | - | - | - | - | - | - | - |
| 186410 | RATE CASE EXPENSE: 2012 | - | - | - | - | - | - | - | - |
| 186415 | RATE CASE EXPENSE: 2017 | - | - | - | - | - | - | - | - |
| 186416 | RATE CASE EXPENSE: 2019 | 105,944.69 | 114,461.19 | 114,461.19 | 118,358.69 | 118,358.69 | 120,931.98 | 121,131.98 | 110,651.65 |
| 186420 | LOCKE LAKE LEAK DETECTION | - | - | - | - | - | - | - | - |
| 186450 | CONCORD HILL ROAD SERVICE REPR | - | - | - | - | - | - | - | - |
| 186451 | WATERSHED GRDWTR MONT:PENN BRK | 3,603.58 | 3,423.70 | 3,243.83 | 3,063.93 | 2,884.05 | 2,704.16 | 2,524.27 | 2,344.39 |
| 186452 | WATERSHED SCHOOL EDUCATION | 4,532.74 | 4,305.97 | 4,079.23 | 3,852.45 | 3,625.71 | 3,398.93 | 3,172.18 | 2,945.41 |
| 186453 | PENNICHUCK BROOK SAEF YIELD EVALUATION | 13,129.86 | 12,907.32 | 12,684.77 | 12,462.24 | 12,239.71 | 12,017.16 | 11,794.62 | 11,572.08 |
| 186454 | SOURCE WATER PROTECTION STUDY | 6,416.72 | 6,233.39 | 6,050.05 | 5,866.72 | 5,683.39 | 5,500.05 | 5,316.71 | 5,133.38 |
| 186455 | HARRIS POND BATHYMETRIC SURVEY | - | - | - | - | - | - | - | - |
| 186456 | HARRIS & BOWERS POND VEGETATION ASSESSMEI | 6,987.98 | 6,907.25 | 6,826.52 | 6,745.79 | 6,665.06 | 6,584.33 | 6,503.60 | 6,422.87 |
| 186457 | INFILL & DREDGING FEAS STUDY: HARRIS/BOWERS | 28,589.07 | 28,265.84 | 27,942.62 | 27,619.39 | 27,296.17 | 26,972.94 | 26,649.72 | 26,326.49 |
| 186458 | HARRIS POND DAM LOD & STUDY | 100,779.35 | 99,932.46 | 99,085.57 | 98,238.68 | 97,391.79 | 96,544.90 | 95,698.01 | 94,851.12 |
| 186459 | SUPPLY POND DAM LOD & STUDY | 48,113.56 | 47,709.25 | 47,304.94 | 46,900.63 | 46,496.32 | 46,092.01 | 45,687.70 | 45,283.39 |
| 186460 | STUMP PD WATRSHD:COMM BAS EDUC | - | - | - | - | - | - | - | - |
| 186461 | STUMP PD STORMWATER BMP | (545.91) | (545.91) | (545.91) | (545.91) | (545.91) | (545.91) | (545.91) | (545.91) |
| 186465 | STORMWATER BMP RETROFIT EVAL | 2,319.00 | 2,125.75 | 1,932.50 | 1,739.25 | 1,546.00 | 1,352.75 | 1,159.50 | 966.25 |
| 186466 | STORMWATER BMP OUTREACH | 12,346.47 | 12,204.56 | 12,062.65 | 11,920.74 | 11,778.83 | 11,636.92 | 11,495.01 | 11,353.10 |
| 186470 | TOWN OF MILFORD-WATERSHED STDY | - | - | - | - | - | - | - | - |
| 186475 | UPPER MERRIMACK WTRSHED STUDY | - | - | - | - | - | - | - | - |

| | | | | | | | | | |
|--------|--|--------------|--------------|--------------|--------------|--------------|--------------|--------------|--------------|
| 186480 | FACILIT STUDY:NASHUA/MERRIMACK | - | - | - | - | - | - | - | - |
| 186485 | WATERSHED MONITOR-SEDIMENT DEP | 3,770.22 | 3,428.71 | 3,087.21 | 2,745.69 | 2,404.20 | 2,062.69 | 1,721.19 | 1,379.68 |
| 186490 | WATERSHED-ROOF LEADER EDUCAT | 2,953.29 | 2,812.70 | 2,672.11 | 2,531.43 | 2,390.81 | 2,250.16 | 2,109.48 | 1,968.89 |
| 186500 | WATERSHED:BMP RETROFIT EVAL | - | - | - | - | - | - | - | - |
| 186500 | MANCHESTER SRCE DEV CHARGE:LY | 458,618.33 | 454,787.20 | 450,956.11 | 447,124.97 | 443,293.87 | 439,462.77 | 435,631.64 | 431,800.51 |
| 186510 | WATERSHED RESTORATION PLAN | 8,126.27 | 7,454.45 | 6,782.68 | 6,110.86 | 5,439.09 | 4,767.27 | 4,095.50 | 3,423.68 |
| 186510 | MSCD: MAPLE HILLS - DERRY | 20,119.77 | 19,844.01 | 19,568.25 | 19,292.49 | 19,016.73 | 18,740.97 | 18,465.21 | 18,189.45 |
| 186520 | FEAS STUDY-STSWEEP/CATCH BASIN | 7,461.40 | 7,150.51 | 6,839.63 | 6,528.72 | 6,217.86 | 5,907.00 | 5,596.09 | 5,285.20 |
| 186530 | K-M NATURAL GAS STUDY | 6,568.87 | 6,422.90 | 6,276.93 | 6,130.95 | 5,984.97 | 5,839.00 | 5,693.02 | 5,547.05 |
| 186550 | OSHA COMPLIANCE | - | - | - | - | - | - | - | - |
| 186560 | ENGINEERING STUDY - CHEMICAL FEED AT WTP | - | - | - | - | - | - | - | - |
| 186600 | ASSET MANAGEMENT ASSESS STUDY | 35,527.86 | 34,047.55 | 32,567.23 | 31,086.80 | 29,606.57 | 28,126.34 | 26,645.91 | 25,165.60 |
| 186610 | RISK ASSESSMENT & EMERG PLAN | 104,569.50 | 103,592.21 | 102,614.92 | 103,095.62 | 102,106.09 | 101,116.55 | 100,127.02 | 99,137.48 |
| 186650 | EMINENT DOMAIN COSTS | 3,668.50 | 3,668.50 | 3,668.50 | 3,668.50 | 3,668.50 | 3,668.50 | 3,668.50 | 3,668.50 |
| 186670 | PENNICHUCK BROOK WATERSHED WEB | - | - | - | - | - | - | - | - |
| 186671 | PENNICHUCK BROOK PONDS AERIAL | 16,590.18 | 16,356.52 | 16,122.86 | 15,916.11 | 15,682.13 | 15,448.15 | 15,214.17 | 14,980.19 |
| 186675 | WEB SITE UPGRADE 2006 | - | - | - | - | - | - | - | - |
| 186680 | WEB-SITE UPGRADE 2012 | - | - | - | - | - | - | - | - |
| 186680 | WEB-SITE UPGRADE 2011 | - | - | - | - | - | - | - | - |
| 186690 | CWS PHASE II & V WAIVER | - | - | - | - | - | - | - | - |
| 186700 | ONGOING WATERSHED STUDY 00-04 | - | - | - | - | - | - | - | - |
| 186700 | N CONWAY WATER INTERCONNECT | 36,508.17 | 36,007.78 | 35,507.39 | 35,007.00 | 34,506.61 | 34,006.22 | 33,505.83 | 33,005.44 |
| 186701 | N CONWAY WATER PREC-BUY IN FEE | 807.91 | 796.85 | 785.78 | 774.72 | 763.65 | 752.59 | 741.52 | 730.46 |
| 186710 | WATERSHED PROTECT STUDY - 2005 | - | - | - | - | - | - | - | - |
| 186710 | SKYVIEW ESTATES - PELHAM | 3,308.80 | 3,308.80 | 3,308.80 | 3,308.80 | 3,308.80 | 3,308.80 | 3,308.80 | 3,308.80 |
| 186720 | COMPENSATION STUDY 2004 | - | - | - | - | - | - | - | - |
| 186720 | BOW HIGHLANDS, BOW NH-ACQUISIT | 1,711.88 | 1,683.34 | 1,654.81 | 1,626.25 | 1,597.74 | 1,569.23 | 1,540.67 | 1,512.13 |
| 186730 | COMPENSATION STUDY: 2008 | - | - | - | - | - | - | - | - |
| 186730 | CO-BANK DEFERRED PATRONAGE | 212,825.39 | 212,825.39 | 212,825.39 | 245,989.27 | 245,989.27 | 245,989.27 | 245,989.27 | 245,989.27 |
| 186750 | CO-BANK DEFERRED PATRONAGE | - | - | - | - | - | - | - | - |
| 186770 | WTP SLUDGE TANK CLEANING 2015 | 29,748.63 | 29,118.48 | 28,488.34 | 27,858.19 | 27,228.05 | 26,597.90 | 25,967.76 | 25,337.62 |
| 186775 | WTP SLUDGE TANK CLEANING 2005 | - | - | - | - | - | - | - | - |
| 186780 | PWW BOND APPLICATION FEE | - | - | - | - | - | - | - | - |
| 186790 | LINE OF CREDIT TD BANK | - | - | - | - | - | - | - | - |
| 186860 | MSDC EXP - BEDFORD/POWDER HILL | 263,137.00 | 259,224.14 | 255,311.28 | 251,398.40 | 247,485.57 | 243,572.74 | 239,659.87 | 235,747.01 |
| 186861 | MSDC EXP - MANCHESTER WATER WORKS | 157,336.46 | 156,643.35 | 155,950.24 | 157,331.27 | 156,629.48 | 155,927.69 | 155,225.90 | 154,524.11 |
| 186863 | DEPRECIATION STUDY - 2006 | - | - | - | - | - | - | - | - |
| 186865 | DEPRECIATION STUDY 2007 | - | - | - | - | - | - | - | - |
| 186870 | COST OF REMOVAL ANALYSIS-2007 | - | - | - | - | - | - | - | - |
| 186901 | MILFORD: MASON DR FEASIBILITY | - | - | - | - | - | - | - | - |
| 186910 | FILTRATION MEDIA STUDY 2001 | - | - | - | - | - | - | - | - |
| 186950 | DEFERRED ASSET: PENSION | 8,453,564.00 | 8,417,857.33 | 8,382,150.66 | 8,346,443.99 | 8,310,737.32 | 8,275,030.65 | 8,239,323.98 | 8,203,617.31 |
| 186955 | DEFERRED ASSET:POST 65 HEALTH | 1,106,098.00 | 1,102,408.50 | 1,098,719.00 | 1,095,029.50 | 1,091,340.00 | 1,087,650.50 | 1,083,961.00 | 1,080,271.50 |
| 186960 | DEF ASSET:EARLY RETIRE HEALTH | - | - | - | - | - | - | - | - |
| 186998 | EMINENT DOMAIN ALLOWANCE | (3,668.50) | (3,668.50) | (3,668.50) | (3,668.50) | (3,668.50) | (3,668.50) | (3,668.50) | (3,668.50) |

| | | | | | | | | | |
|--------|---------------------------------------|-------------------------|-------------------------|-------------------------|-------------------------|-------------------------|-------------------------|-------------------------|-------------------------|
| | | 81,343,872.77 | 81,092,162.91 | 80,827,020.21 | 80,600,579.47 | 80,342,268.89 | 80,090,871.09 | 79,836,937.57 | 79,578,674.42 |
| | | - | - | - | - | - | - | - | - |
| 183000 | DEFERRED TAX ASSET | - | - | - | - | - | - | - | - |
| 183001 | GROSS-UP TO REG ASSET AFUDC | - | - | - | - | - | - | - | - |
| 183100 | PRELIM SURVEY/INVESTIGATE CHRG | - | - | - | - | - | - | - | - |
| 162900 | DEFERRED ASSET - PENSION | - | - | - | - | - | - | - | - |
| 162905 | DEFERRED ASSET-POST 65 HEALTH | - | - | - | - | - | - | - | - |
| 162915 | DEFR ASSET:EARLY RETIRE HEALTH | - | - | - | - | - | - | - | - |
| 181000 | UNAMORTIZED DEBT EXPENSE | 12,237,058.63 | 11,978,802.11 | 11,721,483.53 | 11,461,825.48 | 11,470,678.83 | 11,212,272.65 | 10,955,296.60 | 10,698,036.45 |
| 181100 | UNAMORT DEBT EXPENSE: OID | - | - | - | - | - | - | - | - |
| 174100 | RIGHT OF USE: 25 WALNUT STREET | - | 5,400,762.27 | 5,400,762.27 | 5,400,762.27 | 5,400,762.27 | 5,400,762.27 | 5,400,762.27 | 5,400,762.27 |
| | Total Other Assets | 93,580,931.40 | 98,471,727.29 | 97,949,266.01 | 97,463,167.22 | 97,213,709.99 | 96,703,906.01 | 96,192,996.44 | 95,677,473.14 |
| | Total Assets | 379,735,284.22 | 383,494,162.26 | 379,679,303.35 | 376,887,731.43 | 376,613,083.94 | 377,004,804.70 | 377,658,395.01 | 380,021,635.82 |
| | | | 390,980,431.46 | | | | | | |
| | Equity and Liabilities | | | | | | | | |
| | Shareholder's Equity | | | | | | | | |
| 201100 | COMMON STOCK | (30,200.00) | (30,200.00) | (30,200.00) | (30,200.00) | (30,200.00) | (30,200.00) | (30,200.00) | (30,200.00) |
| 211000 | ADDITIONAL PAID IN CAPITAL | (109,910,301.89) | (109,910,301.89) | (102,703,678.69) | (102,703,678.69) | (102,703,678.69) | (102,703,678.69) | (102,703,678.69) | (102,703,678.69) |
| 219100 | OTHER COMPREHENSIVE INCOME | 173,775.60 | 155,914.20 | 150,144.00 | 99,157.80 | 71,749.80 | 83,320.80 | 61,797.00 | 78,583.20 |
| 438000 | DIVIDENDS: COMMON STOCK | - | - | - | - | - | - | - | - |
| | | (109,766,726.29) | (109,784,587.69) | (102,583,734.69) | (102,634,720.89) | (102,662,128.89) | (102,650,557.89) | (102,672,081.69) | (102,655,295.49) |
| | Retained Earnings | | | | | | | | |
| 215500 | RETAINED EARNINGS BEG - PWW | 2,629,780.06 | 2,380,868.37 | 2,579,147.09 | 2,579,147.09 | 2,579,147.09 | 2,579,147.09 | 2,579,147.09 | 2,579,147.09 |
| | Net Profit or Loss | (248,911.68) | 532,467.24 | 649,589.39 | 217,732.30 | 236,775.73 | 223,752.76 | (384,189.09) | (1,345,035.50) |
| | Total Equity | (107,385,857.91) | (106,871,252.08) | (99,354,998.21) | (99,837,841.50) | (99,846,206.07) | (99,847,658.04) | (100,477,123.69) | (101,421,183.90) |
| | Total Long Term Debt | | | | | | | | |
| 221000 | LONG TERM DEBT: BONDS & NOTES | - | - | - | - | - | - | - | - |
| 221001 | LTD: PAYCHECK PROTECTION PROGRAM LOAN | (2,543,662.00) | - | - | - | - | - | - | - |
| 221002 | LONG TERM DEBT-SRF/HUBBARD | - | - | - | - | - | - | - | - |
| 221002 | LTD - SRF LOAN: GREEN HILLS | (33,687.50) | (32,243.75) | (30,800.00) | (29,356.25) | (27,912.50) | (26,468.75) | (25,025.00) | (23,581.25) |
| 221002 | LTD:SRF CATAMOUNT ROAD | (116,154.69) | (115,916.69) | (115,677.69) | (115,438.69) | (115,198.69) | (114,957.69) | (114,715.69) | (114,472.69) |
| 221003 | LONG TERM DEBT: TWIN RIDGE SRF | - | - | - | - | - | - | - | - |
| 221003 | LTD-SRF LOAN PELHAM TANK PROJ | (145,998.75) | (143,159.94) | (140,312.88) | (137,457.54) | (134,593.91) | (131,721.95) | (128,841.65) | (125,952.97) |
| 221004 | LTD-SRF LOAN: MAPLE HILLS | (262,326.00) | (259,686.00) | (257,039.00) | (254,386.00) | (251,726.00) | (249,060.00) | (246,387.00) | (243,708.00) |
| 221005 | SRF LOAN CONTRACT #4 | (1,285,719.65) | (1,271,618.95) | (1,257,477.26) | (1,243,294.47) | (1,229,070.46) | (1,214,805.10) | (1,200,498.28) | (1,186,149.87) |
| 221005 | LTD - SRF LOAN/BIRCH HILL | (930,094.47) | (922,453.64) | (914,794.57) | (907,117.22) | (899,421.54) | (891,707.50) | (883,975.05) | (876,224.14) |
| 221006 | LTD - SRF/ASHLEY COMMONS | (145,193.08) | (144,140.08) | (143,079.08) | (142,011.08) | (140,935.08) | (139,852.08) | (138,761.08) | (137,662.08) |

| | | | | | | | | | |
|--------|---|----------------|----------------|----------------|----------------|----------------|----------------|----------------|----------------|
| 221006 | LTD - SRF LOAN/LOCKE LAKE | (75,936.38) | (74,907.38) | (73,879.38) | (72,851.38) | (71,824.38) | (70,798.38) | (69,773.38) | (68,748.38) |
| 221007 | LTD - SRF/FRENCH HILL | (455,092.52) | (452,347.52) | (449,582.52) | (446,796.52) | (443,990.52) | (441,163.52) | (438,315.52) | (435,447.52) |
| 221007 | LTD - SRF LOAN/LOCKE LAKE 2011 | (124,831.43) | (124,121.76) | (123,407.81) | (122,689.57) | (121,967.04) | (121,240.21) | (120,509.06) | (119,773.58) |
| 221008 | LTD: SRF/ARMORY-SOUTH NASHUA | (101,151.00) | (100,489.00) | (99,822.00) | (99,151.00) | (98,475.00) | (97,794.00) | (97,108.00) | (96,417.00) |
| 221008 | LTD/SRF LOAN: LIBERTY TREE | (199,690.00) | (198,793.00) | (197,890.00) | (196,982.00) | (196,068.00) | (195,148.00) | (194,223.00) | (193,292.00) |
| 221009 | LTD: SRF/GLEN RIDGE | (34,714.00) | (34,510.00) | (34,305.00) | (34,098.00) | (33,890.00) | (33,680.00) | (33,468.00) | (33,255.00) |
| 221009 | LTD/SRF LOAN: LOCKE LAKE 2012 | (244,889.79) | (243,282.13) | (241,670.83) | (240,055.87) | (238,437.25) | (236,814.97) | (235,189.01) | (233,559.36) |
| 221010 | LTD: SRF/DREW WOODS | (458,408.19) | (454,884.19) | (451,351.19) | (447,810.19) | (444,260.19) | (440,701.19) | (437,133.19) | (433,557.19) |
| 221010 | LTD: COBANK 4.5M LOAN | (2,030,679.58) | (2,030,679.58) | (2,028,610.30) | (1,969,996.20) | (1,969,996.20) | (1,967,862.43) | (1,909,164.90) | (1,909,164.90) |
| 221011 | LTD: AULI | - | - | - | - | - | - | - | - |
| 221011 | LTD: COBANK 1.7M LOAN | (1,059,563.20) | (1,052,718.73) | (1,045,852.93) | (1,038,650.22) | (1,031,740.56) | (1,024,706.00) | - | - |
| 221012 | LTD: 1997 BFANH | - | - | - | - | - | - | - | - |
| 221012 | LTD: COBANK 925K LOAN | (582,722.04) | (579,096.02) | (575,456.73) | (571,600.32) | (567,933.60) | (564,186.41) | (560,492.56) | (556,719.02) |
| 221013 | LTD: 2005A BONDS | - | - | - | - | - | - | - | - |
| 221013 | LTD: LOCKE LAKE 2012-PHASE2 | (274,753.75) | (273,213.78) | (271,670.33) | (270,123.37) | (268,572.91) | (267,018.93) | (265,461.43) | (263,900.41) |
| 221014 | LTD: 2005B BONDS | - | - | - | - | - | - | - | - |
| 221014 | LTD: LOCKE LAKE-WINWOOD & MONROE | (283,262.33) | (281,813.26) | (280,360.91) | (278,905.27) | (277,446.32) | (275,984.07) | (274,518.50) | (273,049.61) |
| 221015 | LTD: 2005C BONDS | - | - | - | - | - | - | - | - |
| 221015 | LTD: SRF LOAN/HICKORY & AVERY | (304,109.04) | (302,506.71) | (300,900.89) | (299,291.56) | (297,678.73) | (296,062.38) | (294,442.51) | (292,819.11) |
| 221016 | LTD: SERIES A BONDS | - | - | - | - | - | - | - | - |
| 221016 | LTD: SRF LOAN/W&E MAIN REPLACEMENT | (749,834.85) | (745,998.69) | (742,154.17) | (738,301.26) | (734,439.95) | (730,570.23) | (726,692.08) | (722,805.47) |
| 221017 | LTD: SERIES BC-3 BONDS | - | - | - | - | - | - | - | - |
| 221017 | LTD: SRF LOAN-HARDWOOD TREATMENT | (415,970.24) | (413,803.36) | (411,632.02) | (409,456.22) | (407,275.96) | (405,091.21) | (402,901.98) | (400,708.25) |
| 221018 | LTD: SERIES BC-4 BONDS | - | - | - | - | - | - | - | - |
| 221018 | LTD: COBANK 625K LOAN | (505,804.85) | (504,295.14) | (502,779.06) | (501,051.28) | (499,521.51) | (497,917.29) | (496,374.29) | (494,757.22) |
| 221019 | LTD: CROSS ST-AMHERST | - | - | - | - | - | - | - | - |
| 221019 | LTD: SRF/LOCKE LAKE-WINWOOD & MONROE PHASE | (296,917.70) | (295,414.70) | (293,908.70) | (292,399.70) | (290,887.70) | (289,372.70) | (287,854.70) | (286,332.70) |
| 221020 | LTD: BOSTON POST RD-AMHERST | - | - | - | - | - | - | - | - |
| 221020 | LTD: COBANK 1.25M PORTION OF 2.2M LOAN | (1,058,282.27) | (1,055,330.54) | (1,052,368.13) | (1,049,026.68) | (1,046,041.47) | (1,042,923.43) | (1,039,916.15) | (1,036,776.67) |
| 221021 | LTD: BURKE STREET | (1,597,886.63) | (1,589,562.82) | (1,581,221.92) | (1,572,863.90) | (1,564,488.71) | (1,556,096.33) | (1,547,686.71) | (1,539,259.83) |
| 221021 | LTD: SRF/LOCKE LAKE-VARNEY ROAD | (1,159,057.22) | (1,153,404.58) | (1,147,742.70) | (1,142,071.58) | (1,136,391.19) | (1,130,701.53) | (1,125,002.57) | (1,119,294.30) |
| 221022 | LTD: 2014A BONDS | - | - | - | - | - | - | - | - |
| 221022 | LTD: COBANK 950K PORTION OF 2.2M LOAN | (814,738.46) | (812,628.83) | (810,510.43) | (808,056.99) | (805,919.57) | (803,665.14) | (801,509.46) | (799,237.28) |
| 221023 | LTD: 2014B BONDS | (4,615,000.00) | (4,505,000.00) | (4,505,000.00) | (4,505,000.00) | (4,505,000.00) | (4,505,000.00) | (4,505,000.00) | (4,505,000.00) |
| 221023 | LTD: SRF/BRADY AVE | (466,019.49) | (464,991.32) | (463,960.82) | (462,927.99) | (461,892.82) | (460,855.30) | (459,815.44) | (458,773.23) |
| 221024 | LTD: SRF/TIMBERLINE BOOSTER STATION | (241,001.15) | (239,759.14) | (238,514.43) | (237,267.00) | (236,016.86) | (234,763.99) | (233,508.38) | (232,250.04) |
| 221024 | LTD: SRF/MERRIMACK RIVER CROSSING | (2,062,333.64) | (2,053,606.33) | (2,044,864.76) | (2,036,108.92) | (2,027,338.77) | (2,018,554.30) | (2,009,755.48) | (2,000,942.29) |
| 221025 | LTD: SRF/RAW WATER TRANSMISSION | (2,479,360.69) | (2,467,651.69) | (2,455,923.69) | (2,444,175.69) | (2,432,408.69) | (2,420,622.69) | (2,408,817.69) | (2,396,993.69) |
| 221025 | LTD: COBANK 350K LOAN | (315,697.47) | (315,015.61) | (314,330.62) | (313,502.88) | (312,810.95) | (312,069.53) | (311,371.02) | (310,623.21) |
| 221026 | LTD: SERIES 2015A BONDS | - | - | - | - | - | - | - | - |
| 221026 | LTD: SRF/HILLCREST ROAD | (207,992.60) | (207,112.42) | (206,230.80) | (205,347.74) | (204,463.24) | (203,577.30) | (202,689.91) | (201,801.07) |
| 221027 | LTD: SERIES 2015B BONDS | - | - | - | - | - | - | - | - |
| 221027 | LTD: SRF/LOCKE LAKE GEORGETOWN MAIN | (1,045,968.84) | (1,043,687.65) | (1,041,402.62) | (1,039,113.77) | (1,036,821.09) | (1,034,524.57) | (1,032,224.21) | (1,029,920.01) |
| 221028 | LTD:SRF NASHUA CORE-AMHERST ST | (1,023,957.51) | (1,022,004.60) | (1,020,044.06) | (1,018,075.88) | (1,016,100.05) | (1,014,116.54) | (1,012,125.35) | (1,010,126.46) |
| 221028 | LTD: SRF/LOCKE LAKE AIRSTRIP WELL INTERCONN | (535,624.85) | (534,103.31) | (532,580.84) | (531,057.43) | (529,533.10) | (528,007.84) | (526,481.64) | (524,954.53) |

| | | | | | | | | | |
|--------|--|-------------------------|-------------------------|-------------------------|-------------------------|-------------------------|-------------------------|-------------------------|-------------------------|
| 221029 | LTD:SERIES 2018A BONDS | (4,460,000.00) | (4,460,000.00) | (4,460,000.00) | (4,460,000.00) | (4,460,000.00) | (4,460,000.00) | (4,460,000.00) | (4,460,000.00) |
| 221029 | LTD: SRF/LOCKE LAKE SURFACE WATER SUPPLY | (1,852,062.53) | (1,846,801.42) | (1,841,537.08) | (1,836,269.51) | (1,830,998.72) | (1,825,724.73) | (1,820,447.52) | (1,815,167.12) |
| 221030 | LTD:SERIES 2018B BONDS | (705,000.00) | (705,000.00) | (705,000.00) | (605,000.00) | (605,000.00) | (605,000.00) | (605,000.00) | (605,000.00) |
| 221030 | LTD: COBANK 1.153M LOAN T9 | (1,062,610.14) | (1,060,245.50) | (1,057,871.94) | (1,055,103.31) | (1,052,710.36) | (1,050,180.30) | (1,047,768.78) | (1,045,220.69) |
| 221031 | LTD:SERIES 2019A BONDS | (7,805,000.00) | (7,805,000.00) | (7,805,000.00) | (7,665,000.00) | (7,665,000.00) | (7,665,000.00) | (7,665,000.00) | (7,665,000.00) |
| 221031 | LTD: COBANK LOAN T10 | (761,461.65) | (759,831.43) | (758,195.62) | (756,302.73) | (754,654.83) | (752,917.85) | (751,258.35) | (749,510.10) |
| 221032 | LTD:SERIES 2019B BONDS | - | - | - | - | - | - | - | - |
| 221032 | LTD: COBANK LOAN T11 | (1,104,842.31) | (1,102,674.04) | (1,100,497.96) | (1,097,930.72) | (1,095,737.57) | (1,093,409.29) | (1,091,199.87) | (1,088,855.79) |
| 221033 | LTD: DWGTF 3.375M LOAN | (3,074,652.33) | (3,068,625.59) | (3,062,585.27) | (3,056,531.34) | (3,050,463.76) | (3,044,382.51) | (3,038,287.56) | (3,032,178.87) |
| 221033 | LTD: COBANK LOAN T12 | (2,488,616.02) | (2,483,839.50) | (2,479,045.50) | (2,473,355.96) | (2,468,523.60) | (2,463,382.13) | (2,458,513.26) | (2,453,336.34) |
| 221034 | LTD: DWGTF/MERRIMACK INTAKE 5.5M | (5,261,913.26) | (5,252,403.80) | (5,242,867.55) | (5,233,304.44) | (5,223,714.39) | (5,214,097.33) | (5,204,453.18) | (5,194,781.87) |
| 221034 | LTD: COBANK LOAN T13 | - | - | - | - | - | - | - | - |
| 221035 | LTD:SERIES 2020A BONDS | (7,000,000.00) | (7,000,000.00) | (7,000,000.00) | (7,000,000.00) | (7,000,000.00) | (7,000,000.00) | (7,000,000.00) | (7,000,000.00) |
| 221036 | LTD:SERIES 2020B BONDS | (125,000.00) | (125,000.00) | (125,000.00) | 5,000.00 | - | - | - | - |
| 221037 | LTD:SERIES 2020C BONDS | (71,195,000.00) | (71,195,000.00) | (71,195,000.00) | (71,195,000.00) | (71,195,000.00) | (71,195,000.00) | (71,195,000.00) | (71,195,000.00) |
| 221038 | LTD:SERIES 2021A BONDS | (4,985,000.00) | (4,985,000.00) | (4,985,000.00) | (4,905,000.00) | (4,905,000.00) | (4,905,000.00) | (4,905,000.00) | (4,905,000.00) |
| 221039 | LTD:SERIES 2021B BONDS | (85,000.00) | (85,000.00) | (85,000.00) | (45,000.00) | (45,000.00) | (45,000.00) | (45,000.00) | (45,000.00) |
| 221040 | LTD:SERIES 2022B BONDS | - | - | - | - | (6,695,000.00) | (6,695,000.00) | (6,695,000.00) | (6,695,000.00) |
| 221041 | LTD:SERIES 2022B BONDS | - | - | - | - | (90,000.00) | (90,000.00) | (90,000.00) | (90,000.00) |
| 221052 | FORGIVABLE DEBT: GREEN HILLS | (10,185.50) | (9,702.24) | (9,218.98) | (8,735.72) | (8,252.46) | (7,769.20) | (7,285.94) | (6,802.68) |
| 221052 | LTD:FORGIVABLE DEBT - SRF CATAMOUNT RC | (35,996.17) | (35,876.98) | (35,757.79) | (35,638.60) | (35,519.41) | (35,400.22) | (35,281.03) | (35,161.84) |
| 221056 | FORGIVABLE DEBT: ASHLEY COMMON | (93,200.84) | (92,259.41) | (91,317.99) | (90,376.57) | (89,435.15) | (88,493.72) | (87,552.30) | (86,610.88) |
| 221056 | FORGIVABLE DEBT: LOCKE LAKE | (27,572.16) | (27,258.84) | (26,945.52) | (26,632.20) | (26,318.88) | (26,005.56) | (25,692.24) | (25,378.92) |
| 221057 | FORGIVABLE DEBT: FRENCH HILL | (307,321.58) | (304,601.91) | (301,882.24) | (299,162.57) | (296,442.90) | (293,723.23) | (291,003.56) | (288,283.89) |
| 221057 | FORGIVABLE DEBT:LOCKE LKE 2011 | (62,259.65) | (61,757.56) | (61,255.47) | (60,753.38) | (60,251.29) | (59,749.20) | (59,247.11) | (58,745.02) |
| 221058 | FORGIVABLE DEBT:ARMORY-NASHUA | (67,154.16) | (66,526.54) | (65,898.92) | (65,271.30) | (64,643.68) | (64,016.06) | (63,388.44) | (62,760.82) |
| 221058 | FORGIVABLE DEBT:LIBERTY TREE | (85,523.39) | (84,937.62) | (84,351.85) | (83,766.08) | (83,180.31) | (82,594.54) | (82,008.77) | (81,423.00) |
| 221059 | FORGIVABLE DEBT: GLEN RIDGE | (23,577.52) | (23,372.50) | (23,167.48) | (22,962.46) | (22,757.44) | (22,552.42) | (22,347.40) | (22,142.38) |
| 221059 | FORGIVABLE LTD:LOCKE LAKE 2012 | - | - | - | - | - | - | - | - |
| 221060 | FORGIVABLE DEBT: AMHERST ST | (237,103.30) | (236,323.36) | (235,543.42) | (234,763.48) | (233,983.54) | (233,203.60) | (232,423.66) | (231,643.72) |
| 221060 | FORGIVABLE LTD: BRADY AVE | (55,523.37) | (55,348.77) | (55,174.17) | (54,999.57) | (54,824.97) | (54,650.37) | (54,475.77) | (54,301.17) |
| 221061 | FORGIVABLE LTD: LOCKE LAKE GEORGETOWN | (197,890.05) | (197,316.46) | (196,742.87) | (196,169.28) | (195,595.69) | (195,022.10) | (194,448.51) | (193,874.92) |
| 221062 | FORGIVABLE LTD: LOCKE LAKE AIRSTRIP WELL | (102,264.48) | (101,968.06) | (101,671.64) | (101,375.22) | (101,078.80) | (100,782.38) | (100,485.96) | (100,189.54) |
| 221063 | FORGIVABLE LTD: LOCKE LAKE SURFACE WATER | (353,606.03) | (352,581.08) | (351,556.13) | (350,531.18) | (349,506.23) | (348,481.28) | (347,456.33) | (346,431.38) |
| 221200 | ORIGINAL ISSUE DISCOUNT | - | - | - | - | - | - | - | - |
| | Long Term Debt | (144,909,424.29) | (142,100,205.45) | (141,942,196.46) | (141,233,803.25) | (147,867,084.49) | (147,706,701.50) | (146,472,755.41) | (146,320,811.27) |
| | | | (145,740,650.47) | | | | | | |
| | Current Liabilities | | | | | | | | |
| 232100 | FIXED ASSET LINE OF CREDIT | (6,607,765.68) | (7,316,026.48) | (7,894,848.70) | (7,894,848.70) | (756,841.65) | (1,010,448.41) | (1,206,783.75) | (2,047,380.35) |
| 232100 | CURR PORTION LTD:GREEN HILLS | (756,841.65) | (17,325.00) | (17,325.00) | (17,325.00) | (17,325.00) | (17,325.00) | (17,325.00) | (17,325.00) |
| 221100 | CURRENT PORTION LONG TERM DEBT | - | - | - | - | - | - | - | - |
| 221101 | STD: PAYCHECK PROTECTION PROGRAM LOAN | - | (2,543,662.00) | (1,940,955.47) | (1,294,575.08) | (647,656.04) | - | - | - |
| 221102 | CURRENT PORTION LTD:HUBBARD | (5,561.71) | (3,707.54) | (1,853.37) | - | - | - | - | - |
| 221102 | CURR PORTION LTD:PELHAM TANK | (17,325.00) | (33,527.92) | (33,625.37) | (33,723.11) | (33,821.12) | (33,919.42) | (34,018.01) | (34,116.89) |

| | | | | | | | | | |
|--------|--|--------------|--------------|--------------|--------------|--------------|--------------|----------------|----------------|
| 221102 | CURRENT PORTION LTD: CATAMOUNT RD | (2,789.00) | (2,799.00) | (2,809.00) | (2,818.00) | (2,828.00) | (2,838.00) | (2,848.00) | (2,858.00) |
| 221103 | CURR PORTION LTD:MAPLE HILLS | (33,430.75) | (31,259.00) | (31,336.00) | (31,413.00) | (31,490.00) | (31,567.00) | (31,645.00) | (31,722.00) |
| 221104 | CURRENT PORTION LTD:BIRCH HILL | (31,183.00) | (90,498.78) | (90,714.77) | (90,931.28) | (91,148.30) | (91,365.84) | (91,583.90) | (91,802.48) |
| 221105 | CURRENT PORTION LTD:CONT #4 | (166,054.41) | (166,537.07) | (167,021.14) | (167,506.61) | (167,993.49) | (168,481.79) | (168,971.51) | (169,462.65) |
| 221105 | CURR PORT LTD:LOCKE LAKE 2007 | (90,283.31) | (12,376.00) | (12,371.00) | (12,366.00) | (12,360.00) | (12,354.00) | (12,347.00) | (12,340.00) |
| 221106 | CURR PORTION LTD: ASHLEY COMM | (12,057.00) | (12,146.00) | (12,236.00) | (12,325.00) | (12,415.00) | (12,504.00) | (12,594.00) | (12,685.00) |
| 221106 | CURR PORT LTD:LOCKE LAKE 2011 | (12,380.00) | (8,236.16) | (8,286.93) | (8,337.81) | (8,388.79) | (8,439.87) | (8,491.06) | (8,542.36) |
| 221107 | CURR PORTION LTD:FRENCH HILL | (31,356.00) | (31,599.00) | (31,842.00) | (32,086.00) | (32,329.00) | (32,573.00) | (32,818.00) | (33,063.00) |
| 221107 | CURR PORTION LTD:LIBERTY TREE | (8,185.49) | (10,395.00) | (10,462.00) | (10,529.00) | (10,596.00) | (10,664.00) | (10,731.00) | (10,799.00) |
| 221108 | CURRENT PORTION LTD: ARMORY | (7,573.00) | (7,630.00) | (7,687.00) | (7,743.00) | (7,800.00) | (7,857.00) | (7,914.00) | (7,972.00) |
| 221108 | CURR PORT LTD:LOCKE LAKE 2012 | (10,328.00) | (19,053.71) | (19,096.90) | (19,140.19) | (19,183.58) | (19,227.06) | (19,270.65) | (19,314.34) |
| 221109 | CURRENT PORTION LTD:GLEN RIDGE | (2,328.00) | (2,346.00) | (2,364.00) | (2,382.00) | (2,400.00) | (2,418.00) | (2,437.00) | (2,455.00) |
| 221109 | CURR PORT LTD:COBANK 4.5M LOAN | (19,010.62) | (236,489.68) | (238,558.96) | (238,558.96) | (238,558.96) | (240,692.73) | (240,692.73) | (240,692.73) |
| 221110 | CURRENT PORTION LTD:DREW WOODS | (41,619.00) | (41,721.00) | (41,824.00) | (41,927.00) | (42,030.00) | (42,134.00) | (42,238.00) | (42,342.00) |
| 221110 | CURR PORT LTD:COBANK 1.7M (T4) | (236,489.68) | (81,510.84) | (81,764.92) | (81,995.14) | (82,250.74) | (82,498.48) | (1,100,508.52) | (1,093,681.02) |
| 221111 | CURRENT PORTION LTD: AULI | - | - | - | - | - | - | - | - |
| 221111 | CURR PORT LTD:COBANK 925K (T3) | (81,257.54) | (43,142.91) | (43,300.80) | (43,443.93) | (43,602.92) | (43,757.35) | (43,917.49) | (44,073.03) |
| 221112 | CURRENT PORTION LTD:1997 BFANH | - | - | - | - | - | - | - | - |
| 221112 | CURR PORT LTD:SRF LOCKE LAKE-DAM SITE #2 | (42,985.59) | (18,251.46) | (18,292.83) | (18,334.30) | (18,375.85) | (18,417.51) | (18,459.26) | (18,501.09) |
| 221113 | CURR PORT LTD:LOCKE LAKE W & M | (18,210.18) | (17,174.16) | (17,213.08) | (17,252.09) | (17,291.20) | (17,330.39) | (17,369.68) | (17,409.05) |
| 221114 | CURR PORT LTD:HICKORY & AVERY | (17,135.32) | (18,999.60) | (19,041.01) | (19,082.53) | (19,124.12) | (19,165.81) | (19,207.59) | (19,249.46) |
| 221115 | CURR PORT LTD:W&E MAIN REPLACEMENT | (18,958.27) | (45,487.15) | (45,586.31) | (45,685.69) | (45,785.29) | (45,885.11) | (45,985.13) | (46,085.38) |
| 221116 | CURR PORT LTD:HARDWOOD TREATMENT | (45,388.21) | (25,711.65) | (25,764.44) | (25,817.34) | (25,870.34) | (25,923.46) | (25,976.69) | (26,030.03) |
| 221117 | CURR PORT LTD: COBANK 625K LOAN | (25,658.98) | (18,185.17) | (18,261.90) | (18,331.49) | (18,408.84) | (18,484.01) | (18,562.01) | (18,637.81) |
| 221118 | CURR PORT LTD: LOCKE LAKE-WINWOOD & MONROE | (18,108.76) | (17,834.00) | (17,871.00) | (17,908.00) | (17,945.00) | (17,982.00) | (18,018.00) | (18,055.00) |
| 221119 | CURRENT PORTION LTD:COBANK 1.25M PORTION OF | (17,797.00) | (35,592.09) | (35,720.81) | (35,837.49) | (35,967.10) | (36,092.98) | (36,223.51) | (36,350.29) |
| 221120 | CURRENT PORTION LTD:SRF/LOCKE LAKE-VARNEY F | (35,463.84) | (67,226.64) | (67,336.45) | (67,446.43) | (67,556.60) | (67,666.94) | (67,777.47) | (67,888.18) |
| 221121 | CURRENT PORTION LTD: NASHUA CORE-2014 | (98,565.22) | (98,767.61) | (98,970.41) | (99,173.62) | (99,377.26) | (99,581.31) | (99,785.79) | (99,990.68) |
| 221121 | CURRENT PORTION LTD:COBANK 950K PORTION OF | (67,117.02) | (25,509.38) | (25,615.48) | (25,711.71) | (25,818.65) | (25,922.57) | (26,030.38) | (26,135.15) |
| 221122 | CURRENT PORTION LTD:2014A | - | - | - | - | - | - | - | - |
| 221122 | CURRENT PORTION LTD: SRF/BRADY AVE | (25,403.72) | (12,185.19) | (12,212.93) | (12,240.71) | (12,268.53) | (12,296.40) | (12,324.31) | (12,352.26) |
| 221123 | CURRENT PORTION LTD:2014B | (110,000.00) | (110,000.00) | (110,000.00) | (110,000.00) | (110,000.00) | (110,000.00) | (110,000.00) | (110,000.00) |
| 221123 | CURRENT PORTION LTD: SRF/MERRIMACK RIVER CR | (12,157.49) | (103,793.57) | (103,963.10) | (104,132.90) | (104,302.99) | (104,473.35) | (104,643.99) | (104,814.91) |
| 221124 | CURRENT PORTION LTD:TIMBERLINE BOOSTER STA | (14,695.05) | (14,727.09) | (14,759.19) | (14,791.36) | (14,823.60) | (14,855.91) | (14,888.30) | (14,920.75) |
| 221124 | CURRENT PORTION LTD: COBANK 350K LOAN | (103,624.32) | (8,304.27) | (8,342.39) | (8,376.97) | (8,415.42) | (8,452.80) | (8,491.60) | (8,529.31) |
| 221125 | CURRENT PORTION LTD:SRF RAW WATER TRANSMIS | (139,030.00) | (139,257.00) | (139,484.00) | (139,712.00) | (139,940.00) | (140,169.00) | (140,398.00) | (140,627.00) |
| 221125 | CURRENT PORTION LTD: SRF/HILLCREST ROAD | (8,266.32) | (10,467.93) | (10,485.03) | (10,502.16) | (10,519.31) | (10,536.49) | (10,553.70) | (10,570.94) |
| 221126 | CURRENT PORTION LTD: 2015A | - | - | - | - | - | - | - | - |
| 221126 | CURRENT PORTION LTD: SRF/LOCKE LAKE GEORGE | (10,450.86) | (27,122.95) | (27,168.62) | (27,214.32) | (27,260.06) | (27,305.85) | (27,351.68) | (27,397.56) |
| 221127 | CURRENT PORTION LTD: 2015B | - | - | - | - | - | - | - | - |
| 221127 | CURRENT PORTION LTD: SRF/LOCKE LAKE AIRSTRIP | (27,077.35) | (18,196.44) | (18,207.73) | (18,219.02) | (18,230.28) | (18,241.52) | (18,252.76) | (18,263.97) |
| 221128 | CURRENT PORTION LTD: SRF NASHUA CORE | (22,844.58) | (22,935.10) | (23,025.79) | (23,116.63) | (23,207.62) | (23,298.78) | (23,390.11) | (23,481.59) |
| 221128 | CURRENT PORTION LTD: SRF/LOCKE LAKE SURFACE | (18,185.13) | (62,918.87) | (62,957.93) | (62,996.94) | (63,035.89) | (63,074.77) | (63,113.61) | (63,152.37) |
| 221129 | CURRENT PORTION LTD: SERIES 2018A | - | - | - | - | - | - | - | - |
| 221129 | CURRENT PORTION LTD: COBANK 1.153M LOAN T9 | (62,879.75) | (28,698.11) | (28,806.35) | (28,904.48) | (29,013.50) | (29,119.40) | (29,229.23) | (29,335.91) |

| | | | | | | | | | |
|--------|---|------------------------|------------------------|------------------------|------------------------|-----------------------|-----------------------|-----------------------|-----------------------|
| 221130 | CURRENT PORTION LTD: SERIES 2018B | (100,000.00) | (100,000.00) | (100,000.00) | (100,000.00) | (100,000.00) | (100,000.00) | (100,000.00) | (100,000.00) |
| 221130 | CURRENT PORTION LTD: COBANK LOAN T10 | (28,590.28) | (19,787.06) | (19,854.88) | (19,916.35) | (19,984.60) | (20,050.88) | (20,119.60) | (20,186.33) |
| 221131 | CURRENT PORTION LTD: SERIES 2019A | (140,000.00) | (140,000.00) | (140,000.00) | (140,000.00) | (140,000.00) | (140,000.00) | (140,000.00) | (140,000.00) |
| 221131 | CURRENT PORTION LTD: COBANK LOAN T11 | (19,719.48) | (26,405.89) | (26,500.94) | (26,587.09) | (26,682.79) | (26,775.75) | (26,872.12) | (26,965.73) |
| 221132 | CURRENT PORTION LTD: SERIES 2019B | - | - | - | - | - | - | - | - |
| 221132 | CURRENT PORTION LTD: COBANK LOAN T12 | (26,311.19) | (58,228.31) | (58,441.41) | (58,634.59) | (58,849.17) | (59,057.60) | (59,273.73) | (59,483.66) |
| 221133 | CURRENT PORTION LTD: DWGTF 3.375M LOAN | (71,272.70) | (71,433.36) | (71,594.26) | (71,755.58) | (71,917.27) | (72,079.33) | (72,241.75) | (72,404.54) |
| 221133 | CURRENT PORTION LTD: COBANK LOAN T13 | (58,015.98) | - | - | - | - | - | - | - |
| 221134 | CURRENT PORTION LTD: DWGTF/MERRIMACK INTAK | (112,051.51) | (112,367.12) | (112,683.62) | (113,001.01) | (113,319.30) | (113,638.48) | (113,958.57) | (114,279.55) |
| 221135 | CURRENT PORTION LTD: SERIES 2020A | - | - | - | - | - | - | - | - |
| 221136 | CURRENT PORTION LTD: SERIES 2020B | (130,000.00) | (130,000.00) | (130,000.00) | (130,000.00) | (125,000.00) | (125,000.00) | (125,000.00) | (125,000.00) |
| 221137 | CURRENT PORTION LTD: SERIES 2020C | (1,225,000.00) | (1,225,000.00) | (1,225,000.00) | (1,225,000.00) | (1,225,000.00) | (1,225,000.00) | (1,225,000.00) | (1,225,000.00) |
| 221138 | CURRENT PORTION LTD: SERIES 2021A | (80,000.00) | (80,000.00) | (80,000.00) | (80,000.00) | (80,000.00) | (80,000.00) | (80,000.00) | (80,000.00) |
| 221139 | CURRENT PORTION LTD: SERIES 2021B | (40,000.00) | (40,000.00) | (40,000.00) | (40,000.00) | (40,000.00) | (40,000.00) | (40,000.00) | (40,000.00) |
| 221140 | CURRENT PORTION LTD: SERIES 2022B | - | - | - | - | - | - | - | - |
| 221141 | CURRENT PORTION LTD: SERIES 2022B | - | - | - | - | - | - | - | - |
| 221152 | FORGIVABLE DEBT: STD GREENHILLS | (5,799.12) | (5,799.12) | (5,799.12) | (5,799.12) | (5,799.13) | (5,799.12) | (5,799.12) | (5,799.12) |
| 221152 | CURRENT PORTION LTD:FORGIVABLE DEBT - | (1,430.28) | (1,430.28) | (1,430.28) | (1,430.28) | (1,430.28) | (1,430.28) | (1,430.28) | (1,430.28) |
| 221156 | FORGIVABLE DEBT: STD ASHLEY CM | (11,297.07) | (11,297.07) | (11,297.07) | (11,297.07) | (11,297.07) | (11,297.07) | (11,297.07) | (11,297.07) |
| 221156 | FORGIVAB DEBT: STD LOCKLKE 2007 | (3,759.84) | (3,759.84) | (3,759.84) | (3,759.84) | (3,759.84) | (3,759.84) | (3,759.84) | (3,759.84) |
| 221157 | FORGIVABLE DEBT: STD FRENCH HL | (32,636.04) | (32,636.04) | (32,636.04) | (32,636.04) | (32,636.04) | (32,636.04) | (32,636.04) | (32,636.04) |
| 221157 | FORGIVABLE STD:LOCKE LAKE 2011 | (6,025.08) | (6,025.08) | (6,025.08) | (6,025.08) | (6,025.08) | (6,025.08) | (6,025.08) | (6,025.08) |
| 221158 | FORGIVABLE DEBT: STD ARMORY NA | (7,531.44) | (7,531.44) | (7,531.44) | (7,531.44) | (7,531.44) | (7,531.44) | (7,531.44) | (7,531.44) |
| 221158 | FORGIVABLE STD:LIBERTY TREE | (7,029.24) | (7,029.24) | (7,029.24) | (7,029.24) | (7,029.24) | (7,029.24) | (7,029.24) | (7,029.24) |
| 221159 | FORGIVABLE DEBT: STD GLENRIDGE | (2,460.24) | (2,460.24) | (2,460.24) | (2,460.24) | (2,460.24) | (2,460.24) | (2,460.24) | (2,460.24) |
| 221160 | FORGIVABLE DEBT: AMHERST ST | (9,359.28) | (9,359.28) | (9,359.28) | (9,359.28) | (9,359.28) | (9,359.28) | (9,359.28) | (9,359.28) |
| 221160 | FORGIVABLE STD: BRADY AVE | (2,095.20) | (2,095.20) | (2,095.20) | (2,095.20) | (2,095.20) | (2,095.20) | (2,095.20) | (2,095.20) |
| 221161 | FORGIVABLE STD: LOCKE LAKE GEORGETOWN | (6,883.08) | (6,883.08) | (6,883.08) | (6,883.08) | (6,883.08) | (6,883.08) | (6,883.08) | (6,883.08) |
| 221162 | FORGIVABLE STD: LOCKE LAKE AIRSTRIP WELL | (3,557.04) | (3,557.04) | (3,557.04) | (3,557.04) | (3,557.04) | (3,557.04) | (3,557.04) | (3,557.04) |
| 221163 | FORGIVABLE STD: LOCKE LAKE SURFACE WATER | (12,299.40) | (12,299.40) | (12,299.40) | (12,299.40) | (12,299.40) | (12,299.40) | (12,299.40) | (12,299.40) |
| | Current Portion of Long Term Debt | (11,276,945.29) | (13,774,718.61) | (13,755,607.57) | (13,111,819.96) | (5,326,471.53) | (4,939,105.70) | (6,157,795.54) | (6,995,887.70) |
| | | | (13,017,876.96) | | | | | | |
| | Accounts Payable & Accr Expenses | | | | | | | | |
| 184100 | CLEARING ACCOUNT | (34,781.61) | (34,781.61) | (34,781.61) | (34,781.61) | (34,781.61) | (34,781.61) | (34,781.61) | (34,781.61) |
| 184100 | ACCOUNTS PAYABLE | - | - | - | - | (447.80) | - | - | - |
| 222000 | ACCOUNTS PAYABLE | - | - | - | - | - | - | - | - |
| 231000 | ACCOUNTS PAYABLE | (963,612.81) | (750,845.93) | (757,768.78) | (300,009.11) | (769,986.79) | (499,130.70) | (823,173.66) | (893,598.79) |
| 231111 | ACCOUNTS PAYABLE | (39,114.97) | (14,050.45) | (16,273.95) | (10,228.20) | (30,930.11) | (8,543.12) | (12,754.20) | (27,201.61) |
| 231222 | ACCOUNTS PAYABLE | (941,432.53) | (164,294.17) | (32,392.67) | (22,019.08) | (30,586.87) | (103,671.62) | (363,644.14) | (759,068.36) |
| 231222 | ACCOUNTS PAYABLE - CWIP | (9,821.72) | (1,727.00) | (7,304.37) | (33,125.63) | (9,393.23) | (12,652.24) | (3,942.72) | (14,222.84) |
| 231999 | RECEIVING ACCRUAL | 28,940.55 | (18,559.46) | (69,175.56) | (117,664.29) | (60,838.33) | (54,388.22) | (37,569.02) | (99,853.44) |
| 236110 | PAYROLL TAXES PAYABLE | - | - | - | - | - | - | - | - |
| 236111 | FICA TAXES PAYABLE | - | - | - | - | - | - | - | - |
| 236112 | EMPLOYEE WITHHOLDING PAYABLE | - | - | - | - | - | - | - | - |

| | | | | | | | | | |
|--------|---------------------------------|-----------------------|-----------------------|-----------------------|-----------------------|-----------------------|-----------------------|-----------------------|-----------------------|
| 236113 | SUTA TAX PAYABLE - NH | - | - | - | - | - | - | - | - |
| 236114 | FED UNEMPLOYMENT TAX PAYABLE | - | - | - | - | - | - | - | - |
| 236115 | LOCAL PROPERTY TAXES PAYABLE | (141,550.02) | (152,995.36) | (224,812.68) | (337,219.02) | (418,608.90) | (830,190.34) | - | (112,406.34) |
| 236116 | PUBLIC UTILITY TAX PAYABLE | - | - | - | - | - | - | - | - |
| 236117 | SECTION 125 WITHHOLDING | 4,163.21 | 4,163.21 | 4,163.21 | (1,270.74) | - | - | (2,604.44) | - |
| 236118 | MASS STATE TAX | - | - | - | - | - | - | - | - |
| 236119 | ACCRUED TAXES | - | - | - | - | - | - | - | - |
| 237110 | ACCRUED INTEREST LTD | (1,327,847.82) | (1,596,185.49) | (1,919,682.92) | (308,655.26) | (669,961.27) | (1,043,634.60) | (1,264,854.18) | (1,637,927.59) |
| 237115 | ACCR INT BC1 AUCTION RATE BNDS | - | - | - | - | - | - | - | - |
| 237120 | ACCRUED INTEREST - LOC | (12,905.00) | (15,030.47) | (15,785.92) | (18,962.31) | (14,352.21) | (7,636.37) | (10,680.29) | (15,198.14) |
| 241100 | UNION DUES PAYABLE | - | (4,595.56) | - | - | (4,751.29) | (4,863.48) | - | - |
| 241210 | 401K WITHHOLDING PAYABLE | - | - | - | (13,578.01) | - | - | (14,410.62) | - |
| 241215 | 401K LOAN WITHHOLDING PAYABLE | - | - | - | (2,851.24) | - | - | (3,064.69) | - |
| 241220 | UNITED WAY WITHHELD | (333.00) | (501.00) | - | - | (168.00) | (168.00) | - | - |
| 241223 | DEPENDENT CARE - FSA | 365.69 | 365.69 | 365.69 | (115.38) | - | - | (230.76) | - |
| 241226 | LTD INSURANCE | (957.61) | (690.19) | (435.06) | (886.65) | (724.61) | (489.35) | (922.04) | (613.69) |
| 241228 | CAR AND/OR HOME INS WITHHELD | (11.90) | (11.90) | (11.90) | (17.78) | (17.78) | (17.78) | (12.61) | (12.61) |
| 241230 | LIFE INSURANCE WITHHELD | (73.08) | 1,042.54 | (15.57) | (512.47) | (233.63) | 46.29 | (397.01) | (66.94) |
| 241237 | VOLUNTARY ACCIDENT INS WITHHELD | 279.61 | 330.26 | 375.72 | 284.87 | 330.33 | 375.79 | 277.17 | 326.71 |
| 241238 | VISION INSURANCE WITHHELD | (324.82) | (426.11) | (125.88) | (377.20) | (302.22) | (181.31) | (362.00) | (246.22) |
| 241300 | MISC CURRENT ACCRUED LIABILITY | (353,517.50) | (664,866.42) | (452,856.28) | (533,523.90) | (582,269.10) | (737,138.07) | (796,184.60) | (550,627.34) |
| 241350 | ACCRUED LIABILITY - RETAINAGE | (546,088.71) | (525,236.43) | (519,698.96) | (439,600.23) | (444,950.23) | (475,128.31) | (537,131.10) | (400,655.21) |
| 241900 | ACCRUED PAYROLL | (198,082.48) | (196,675.36) | (195,302.69) | (161,148.93) | (210,894.14) | (298,211.80) | (168,376.41) | (213,341.24) |
| 241905 | ACCRUED EMPLOYER PAYROLL TAXES | (27,277.85) | (26,368.33) | (24,594.35) | (20,706.57) | (24,198.94) | (30,664.31) | (21,114.60) | (24,461.20) |
| 241910 | ACCRUED VACATION - PWW | (164,870.82) | (205,631.45) | (223,556.95) | (229,210.93) | (248,796.33) | (267,600.75) | (268,516.25) | (243,029.32) |
| 224100 | OTHER LIABILITY: DERIVATIVE | (289,626.00) | (259,857.00) | (250,240.00) | (165,263.00) | (119,583.00) | (138,868.00) | (102,995.00) | (130,972.00) |
| | | (5,018,481.19) | (4,627,427.99) | (4,739,911.48) | (2,751,442.67) | (3,676,446.06) | (4,547,537.90) | (4,467,444.78) | (5,157,957.78) |
| | | | (5,596,818.06) | | | | | | |
| 241236 | ACCRUED LIAB PENSION-SHORT TRM | - | - | - | - | - | - | - | - |
| 241304 | EARLY RETIREE LIAB-HEALTH - ST | - | - | - | - | - | - | - | - |
| 241316 | POST-65 HEALTH LIABILITY - ST | - | - | - | - | - | - | - | - |
| 228900 | MASS TAXES PAYABLE | - | - | - | - | - | - | - | - |
| | Customer Deposits | | | | | | | | |
| 235100 | SERVICE INSTALLATION DEPOSITS | (35,272.82) | (24,231.82) | (22,228.83) | (26,642.11) | (19,648.51) | (26,431.15) | (29,058.05) | (38,436.59) |
| 235150 | CONSTRUCTION METER DEPOSITS | (3,600.00) | (3,600.00) | (3,600.00) | (3,600.00) | (3,600.00) | (4,000.00) | (4,220.00) | (4,220.00) |
| 235200 | DEPOSIT - ESCROW | (24,000.00) | (24,000.00) | (24,000.00) | (24,000.00) | (24,000.00) | (24,000.00) | (24,000.00) | (24,000.00) |
| 235250 | HARDSHIP CASE: CREDITS | (205.63) | (205.63) | (205.63) | (205.63) | (205.63) | (205.63) | (333.42) | (302.00) |
| 235300 | LITCHFIELD DEPOSIT | (64,368.79) | (64,368.79) | (64,368.79) | (64,368.79) | (64,368.79) | (64,368.79) | (64,368.79) | (64,368.79) |
| 235310 | DEPOSITS - LONDONDERRY | - | - | - | - | - | - | - | (114,600.00) |
| 235350 | DEPOSITS - MERRIMACK SOURCE DEV | (129,863.13) | (131,054.13) | (132,245.13) | (134,627.13) | (135,818.13) | (197,139.13) | (225,475.13) | (228,895.13) |
| 235550 | SERVICE DEPOSITS: SALISBURY | (1,680.00) | (1,572.00) | (1,464.00) | (2,328.00) | (1,464.00) | (1,056.00) | (948.00) | (948.00) |
| 235551 | SERVICE DEPOSITS: SALS B METERS | - | - | - | - | - | - | - | - |

| | | | | | | | | | |
|--------|---------------------------------------|------------------------|------------------------|------------------------|------------------------|-----------------------|-----------------------|------------------------|------------------------|
| 235600 | SERVICE INSTALL DEPOSITS - PAC | (300.00) | (300.00) | (300.00) | (300.00) | (300.00) | (300.00) | (300.00) | (300.00) |
| 235700 | SERVICE INST DEPOSITS - PEU | (14,342.44) | (13,270.44) | (10,343.39) | (9,884.13) | (10,192.75) | (16,271.75) | (24,055.44) | (18,456.44) |
| 235750 | DEPOSIT-AMHERST (TCI) PROJECT ESCROW | - | - | - | - | - | - | - | - |
| 235800 | DEPOSITS | 22,500.00 | 22,500.00 | 22,500.00 | 22,500.00 | 22,500.00 | 22,500.00 | 22,500.00 | 27,500.00 |
| 235850 | DEPOSITS - SG BEDFORD | (21,033.55) | (21,033.55) | (21,033.55) | (21,033.55) | (21,033.55) | (21,033.55) | (21,033.55) | (21,033.55) |
| 235855 | DEPOSITS - TOWN OF BEDFORD (PFOA) | - | - | - | - | - | - | - | - |
| | | (272,166.36) | (261,136.36) | (257,289.32) | (264,489.34) | (258,131.36) | (332,306.00) | (371,292.38) | (488,060.50) |
| | | | (48,587.94) | | | | | | |
| | Total Current Liabilities | (16,567,592.84) | (18,663,282.96) | (18,752,808.37) | (16,127,751.97) | (9,261,048.95) | (9,818,949.60) | (10,996,532.70) | (12,641,905.98) |
| | | | (22,531,345.36) | | | | | | |
| | Other Deferred Credits | | | | | | | | |
| 241305 | EARLY RETIREE LIABILITY-HEALTH | - | - | - | - | - | - | - | - |
| 241315 | POST-65 HEALTH LIABILITY | (5,443,132.00) | (5,464,035.51) | (5,484,939.02) | (5,505,318.53) | (5,525,960.04) | (5,546,601.55) | (5,567,243.06) | (5,587,622.57) |
| 186440 | VEBA TRUST - UNION | 572,953.46 | 572,953.46 | 572,953.46 | 572,953.46 | 572,953.46 | 572,953.46 | 572,953.46 | 572,953.46 |
| 186445 | VEBA TRUST - NON-UNION | 121,780.41 | 121,780.41 | 121,780.41 | 121,780.41 | 121,780.41 | 121,780.41 | 121,780.41 | 121,780.41 |
| | | | (4,769,301.64) | (4,790,205.15) | (4,810,584.66) | (4,831,226.17) | (4,851,867.68) | (4,872,509.19) | (4,892,888.70) |
| 241306 | ACC LIAB: SUP EXEC RETIRE PLAN | (236,769.35) | (229,550.95) | (224,137.15) | (231,740.15) | (224,126.54) | (216,381.19) | (231,442.84) | (223,697.49) |
| 253000 | DEFERRED GAIN-GREEN HILLS SRF | - | - | - | - | - | - | - | - |
| 253001 | DEFERRED RENT LIABILITY | - | - | - | - | - | - | - | - |
| 253001 | DEFERRED GAIN-LOCKE LAKE SRF | - | - | - | - | - | - | - | - |
| 253002 | OTHER DEFERRED CREDITS | - | - | - | - | - | - | - | - |
| 253005 | DEFRENT CR-HECOP III FITUP ALO | (23,680.08) | (21,536.76) | (19,393.44) | (17,250.12) | (17,250.12) | (17,250.12) | (17,250.12) | (17,250.12) |
| 241360 | LEASE LIABILITY: 25 WALNUT STREET | - | (5,400,762.27) | (5,400,762.27) | (5,400,762.27) | (5,400,762.27) | (5,400,762.27) | (5,400,762.27) | (5,400,762.27) |
| 253101 | DEFERRED GAIN:ASHLEY CMNS ARRA | - | - | - | - | - | - | - | - |
| | | (260,449.43) | (5,651,849.98) | (5,644,292.86) | (5,649,752.54) | (5,642,138.93) | (5,634,393.58) | (5,649,455.23) | (5,641,709.88) |
| 263231 | ACCURED LIABILITY: PENSION | (12,158,919.00) | (12,132,405.08) | (12,230,891.16) | (12,329,377.24) | (12,302,863.32) | (12,401,349.40) | (12,499,835.48) | (12,473,321.56) |
| 241235 | ACCRUED STOCK COMP EXPENSE | - | - | - | - | - | - | - | - |
| 251000 | UNAMORTIZED DEBT PREMIUM | - | - | - | - | - | - | - | - |
| 251001 | UNAMORTIZED DEBT PREMIUM-SERIES 2014A | (1,488,823.29) | (1,483,429.00) | (1,478,034.71) | (1,472,640.42) | (1,467,246.13) | (1,461,851.84) | (1,456,457.55) | (1,451,063.26) |
| 251002 | UNAMORTIZED DEBT PREMIUM-SERIES 2015A | (839,758.69) | (836,842.86) | (833,927.03) | (831,011.20) | (828,095.37) | (825,179.54) | (822,263.71) | (819,347.88) |
| 251003 | UNAMORTIZED DEBT PREMIUM-SERIES 2015B | (163,806.16) | (162,289.44) | (160,772.72) | (159,256.00) | (157,739.28) | (156,222.56) | (154,705.84) | (153,189.12) |
| 251004 | UNAMORTIZED DEBT PREMIUM-SERIES 2018B | (107,529.75) | (107,188.38) | (106,847.01) | (106,505.64) | (106,164.27) | (105,822.90) | (105,481.53) | (105,140.16) |
| 251005 | UNAMORTIZED DEBT PREMIUM-SERIES 2019B | (296,107.86) | (295,202.33) | (294,296.80) | (293,391.27) | (292,485.74) | (291,580.21) | (290,674.68) | (289,769.15) |
| 251006 | UNAMORTIZED DEBT PREMIUM-SERIES 2020A | (77,399.40) | (77,171.75) | (76,944.10) | (76,716.45) | (76,488.80) | (76,261.15) | (76,033.50) | (75,805.85) |
| 251007 | UNAMORTIZED DEBT PREMIUM-SERIES 2021A | (687,018.32) | (685,061.00) | (683,103.68) | (681,146.36) | (679,189.04) | (677,231.72) | (675,274.40) | (673,317.08) |
| 251008 | UNAMORTIZED DEBT PREMIUM-SERIES 2022A | - | - | - | - | (55,780.62) | (55,625.24) | (55,469.86) | (55,314.48) |
| 255100 | UNAMORTIZED INVESTMENT CREDIT | (371,490.00) | (368,737.00) | (365,984.00) | (363,231.00) | (360,478.00) | (357,725.00) | (354,972.00) | (352,219.00) |
| 283105 | REG LIABILITY-EXCESS DEF TAX | (246,109.06) | (246,109.06) | (246,109.06) | (246,109.06) | (246,109.06) | (246,109.06) | (246,109.06) | (246,109.06) |
| 283106 | DEF TAX LIAB-UNAMORTIZED ITC | (281,043.32) | (280,020.32) | (278,997.32) | (277,974.32) | (276,951.32) | (275,928.32) | (274,905.32) | (273,882.32) |
| 283107 | GROSSUP TO REG LIAB EXCESS DEF | (161,423.59) | (161,423.59) | (161,423.59) | (161,423.59) | (161,423.59) | (161,423.59) | (161,423.59) | (161,423.59) |
| | | (4,720,509.44) | (4,703,474.73) | (4,686,440.02) | (4,669,405.31) | (4,708,151.22) | (4,690,961.13) | (4,673,771.04) | (4,656,580.95) |
| 282100 | DEFERRED TAX ASSET | - | - | - | - | - | - | - | - |

| | | | | | | | | | |
|---|--------------------------------------|------------------------|------------------------|------------------------|------------------------|------------------------|------------------------|------------------------|------------------------|
| 282200 | DEFERRED INCOME TAXES | (22,596,557.02) | (22,596,557.02) | (22,596,557.02) | (22,596,557.02) | (22,596,557.02) | (22,596,557.02) | (22,596,557.02) | (22,596,557.02) |
| 283100 | ACCUM DEFERRED INC TAX-REG LIABILITY | (9,217,279.00) | (9,217,279.00) | (9,217,279.00) | (9,217,279.00) | (9,217,279.00) | (9,217,279.00) | (9,217,279.00) | (9,217,279.00) |
| 282201 | DEF TAX OFFSET TO REG LIAB ITC | 281,043.32 | 280,020.32 | 278,997.32 | 277,974.32 | 276,951.32 | 275,928.32 | 274,905.32 | 273,882.32 |
| 282201 | DEFERRED INCOME TAX - SWAP | 115,850.40 | 103,942.80 | 100,096.00 | 66,105.20 | 47,833.20 | 55,547.20 | 41,198.00 | 52,388.80 |
| 282202 | DEF TAX OFFSET TO GU REG ASSET | - | - | - | - | - | - | - | - |
| 282203 | DEF TAX OFFSET TO GU REG LIAB | 161,423.59 | 161,423.59 | 161,423.59 | 161,423.59 | 161,423.59 | 161,423.59 | 161,423.59 | 161,423.59 |
| Contributions in Aid of Construction - All Divisions | | | | | | | | | |
| 271200 | CONTRIBUTIONS IN AID OF CONST | (62,759,650.35) | (62,795,954.00) | (62,856,468.19) | (62,895,297.35) | (62,923,749.96) | (62,949,195.98) | (63,010,357.01) | (63,096,693.00) |
| 271201 | CIAC: BON TERRAIN | (959,060.87) | (959,060.87) | (959,060.87) | (959,060.87) | (959,060.87) | (959,060.87) | (959,060.87) | (959,060.87) |
| 271201 | CIAC-WATER FILTRATION GRANT | (398,349.91) | (398,349.91) | (398,349.91) | (398,349.91) | (398,349.91) | (398,349.91) | (398,349.91) | (398,349.91) |
| 271202 | CIAC: TAYLOR FALLS BOOSTER STA | (150,000.00) | (150,000.00) | (150,000.00) | (150,000.00) | (150,000.00) | (150,000.00) | (150,000.00) | (150,000.00) |
| 271204 | CIAC: MAPLE HILLS GRANT | (102,101.65) | (102,101.65) | (102,101.65) | (102,101.65) | (102,101.65) | (102,101.65) | (107,030.22) | (107,030.22) |
| 271205 | CIAC: TOWN OF AMHERST | (43,000.00) | (43,000.00) | (43,000.00) | (43,000.00) | (43,000.00) | (43,000.00) | (43,000.00) | (43,000.00) |
| 271205 | CIAC: BIRCH HILLS GRANT | (145,991.15) | (145,991.15) | (145,991.15) | (145,991.15) | (145,991.15) | (145,991.15) | (145,991.15) | (145,991.15) |
| 271206 | CIAC: LOCKE LAKE GRANT | (19,214.65) | (19,214.65) | (19,214.65) | (19,214.65) | (19,214.65) | (19,214.65) | (20,057.66) | (20,057.66) |
| 271207 | DRINKING WATER GRANT FUNDS | (600,000.00) | (600,000.00) | (600,000.00) | (600,000.00) | (600,000.00) | (600,000.00) | (600,000.00) | (600,000.00) |
| 271210 | CIAC: MAST ROAD | (8,500.00) | (8,500.00) | (8,500.00) | (8,500.00) | (8,500.00) | (8,500.00) | (8,500.00) | (8,500.00) |
| 271220 | CIAC: LITTLE POND MAINS | (148,434.95) | (148,434.95) | (148,434.95) | (148,434.95) | (148,434.95) | (148,434.95) | (148,434.95) | (148,434.95) |
| 271225 | CIAC: PWDRHILL/DUNLAP WDS TANK | (55,080.00) | (55,080.00) | (55,080.00) | (55,080.00) | (55,080.00) | (55,080.00) | (55,080.00) | (55,080.00) |
| 271230 | CIAC: URBAN RUNOFF | (62,600.00) | (62,600.00) | (62,600.00) | (62,600.00) | (62,600.00) | (62,600.00) | (62,600.00) | (62,600.00) |
| 271240 | CIAC-NEW SERVICES:ENGLISH WOOD | (7,610.69) | (7,610.69) | (7,610.69) | (7,610.69) | (7,610.69) | (7,610.69) | (7,610.69) | (7,610.69) |
| 271250 | CIAC: SAFE WATER DRINKING ACT | (55,365.80) | (55,365.80) | (55,365.80) | (55,365.80) | (55,365.80) | (55,365.80) | (55,365.80) | (55,365.80) |
| 271250 | CIAC: LONDONDERRY/MWW CONN | (603,000.00) | (603,000.00) | (603,000.00) | (603,000.00) | (603,000.00) | (603,000.00) | (603,000.00) | (603,000.00) |
| 271260 | CIAC: AUTUMN WOODS BOOSTER STA | (82,592.00) | (82,592.00) | (82,592.00) | (82,592.00) | (82,592.00) | (82,592.00) | (82,592.00) | (82,592.00) |
| 271270 | CIAC: CHERRY LANE WELL | (35,000.00) | (35,000.00) | (35,000.00) | (35,000.00) | (35,000.00) | (35,000.00) | (35,000.00) | (35,000.00) |
| 271275 | CIAC: MANCHESTER INTERCONNECT | (422,611.50) | (422,611.50) | (422,611.50) | (422,611.50) | (422,611.50) | (422,611.50) | (422,611.50) | (422,611.50) |
| 271300 | CIAC: SEASON LANE, LONDONDERRY | (15,400.00) | (15,400.00) | (15,400.00) | (15,400.00) | (15,400.00) | (15,400.00) | (15,400.00) | (15,400.00) |
| 271302 | CIAC: PELHAM | (84,300.00) | (84,300.00) | (84,300.00) | (84,300.00) | (84,300.00) | (84,300.00) | (84,300.00) | (84,300.00) |
| 271303 | CIAC: LITCHFIELD | (150,367.50) | (150,367.50) | (150,367.50) | (150,367.50) | (150,367.50) | (150,367.50) | (150,367.50) | (150,367.50) |
| 271304 | CIAC: BOW | (19,200.00) | (19,200.00) | (19,200.00) | (19,200.00) | (19,200.00) | (19,200.00) | (19,200.00) | (19,200.00) |
| 271305 | CIAC: LAKEVIEW FARMS - WINDHAM | (46,000.00) | (46,000.00) | (46,000.00) | (46,000.00) | (46,000.00) | (46,000.00) | (46,000.00) | (46,000.00) |
| 271310 | CIAC - MAPLEWOOD | (278,874.00) | (283,084.00) | (283,084.00) | (283,084.00) | (283,084.00) | (283,084.00) | (283,084.00) | (283,084.00) |
| 271320 | CIAC - LAUREL WOODS | (242,348.60) | (242,348.60) | (242,348.60) | (242,348.60) | (242,348.60) | (242,348.60) | (242,348.60) | (242,348.60) |
| 271325 | CIAC: MEADOWBROOK PUMP STATION | (18,900.00) | (18,900.00) | (18,900.00) | (18,900.00) | (18,900.00) | (18,900.00) | (18,900.00) | (18,900.00) |
| 271350 | CIAC: OAKWOOD | (36,000.00) | (36,000.00) | (36,000.00) | (36,000.00) | (36,000.00) | (36,000.00) | (36,000.00) | (36,000.00) |
| 271360 | CIAC: SMYTHE WOODS-HOOKSETT | (20,690.39) | (20,690.39) | (20,690.39) | (20,690.39) | (20,690.39) | (20,690.39) | (20,690.39) | (20,690.39) |
| 271370 | CIAC: W&E | (32,805.00) | (32,805.00) | (32,805.00) | (32,805.00) | (32,805.00) | (32,805.00) | (32,805.00) | (32,805.00) |
| 271380 | CIAC: FLETCHERS CORNER:ARSENIC | (68,650.00) | (68,650.00) | (68,650.00) | (68,650.00) | (68,650.00) | (68,650.00) | (68,650.00) | (68,650.00) |
| 271400 | CONTR IN AID OF CONST-DEV INST | (6,885,082.24) | (6,885,082.24) | (6,885,082.24) | (6,885,082.24) | (6,885,082.24) | (6,885,082.24) | (6,885,082.24) | (6,885,082.24) |
| 271550 | CIAC: AUTUMN WOODS | (189,754.78) | (189,754.78) | (189,754.78) | (189,754.78) | (189,754.78) | (189,754.78) | (189,754.78) | (189,754.78) |
| 252001 | CUST ADV FOR CONST: MVD INTER | (84,000.00) | (84,000.00) | (84,000.00) | (84,000.00) | (84,000.00) | (84,000.00) | (84,000.00) | (84,000.00) |
| | | (74,830,536.03) | (74,871,049.68) | (74,931,563.87) | (74,970,393.03) | (74,998,845.64) | (75,024,291.66) | (75,091,224.27) | (75,177,560.26) |
| Reserve for Amort of CIAC: All | | | | | | | | | |
| 272101 | RESERVE FOR AMORT OF CIAC:PWW | 17,444,041.89 | 17,559,346.87 | 17,674,691.80 | 17,790,090.40 | 17,905,515.81 | 18,020,980.05 | 18,136,561.51 | 18,252,067.09 |

| | | | | | | | | |
|---------------------------------------|-------------------------|-------------------------|-------------------------|-------------------------|-------------------------|-------------------------|-------------------------|-------------------------|
| Total Deferred Credits | (105,781,890.72) | (115,837,183.55) | (115,703,119.05) | (115,735,886.17) | (115,676,219.26) | (115,682,439.19) | (115,752,835.49) | (115,694,642.05) |
| | | (115,837,183.55) | (115,882,020.37) | (115,947,755.29) | (115,905,337.38) | (115,902,820.31) | (115,986,542.81) | (115,916,135.57) |
| Total Equity & Liabilities | (374,644,765.76) | (383,471,924.04) | (375,753,122.09) | (372,935,282.89) | (372,650,558.77) | (373,055,748.33) | (373,699,247.29) | (376,078,543.20) |
| | | (390,980,431.46) | (384,492,592.03) | (382,252,194.92) | (381,776,649.64) | (383,128,139.14) | (384,754,208.52) | (388,148,636.23) |

| | 8 | 9 | 10 | 11 | 12 | |
|--|---------------------|---------------------|---------------------|---------------------|---------------------|--------------|
| | Aug-22 | Sep-22 | Oct-22 | Nov-22 | Dec-22 | |
| | 4,449.76 | 4,449.76 | 4,449.76 | 4,449.76 | 4,449.76 | 4,449.76 |
| | 934,502.70 | 934,502.70 | 934,502.70 | 934,502.70 | 934,502.70 | 934,502.70 |
| | 554,358.38 | 554,358.38 | 554,358.38 | 554,358.38 | 554,358.38 | 7,206,658.94 |
| | - | - | - | - | - | - |
| | - | - | - | - | - | - |
| | - | - | - | - | - | - |
| | - | - | - | - | - | - |
| | 506,360.37 | 506,360.37 | 506,360.37 | 506,360.37 | 506,360.37 | 506,136.61 |
| | - | - | - | - | - | - |
| | - | - | - | - | - | - |
| | - | - | - | - | - | - |
| | - | - | - | - | - | - |
| | 228,958.93 | 228,958.93 | 228,958.93 | 228,958.93 | 228,958.93 | 228,538.93 |
| | 16,153.19 | 16,153.19 | 16,153.19 | 16,153.19 | 16,153.19 | 16,153.19 |
| | - | - | - | - | - | - |
| | - | - | - | - | - | - |
| | 552,513.16 | 552,513.16 | 552,513.16 | 552,513.16 | 552,513.16 | 552,513.16 |
| | 100,335.00 | 100,335.00 | 100,335.00 | 100,335.00 | 100,335.00 | 100,335.00 |
| | 114,018.40 | 114,018.40 | 114,018.40 | 114,018.40 | 114,018.40 | 112,695.42 |
| | 688,358.24 | 688,358.24 | 688,358.24 | 688,358.24 | 688,358.24 | 688,358.24 |
| | 25,000.00 | 25,000.00 | 25,000.00 | 25,000.00 | 25,000.00 | 25,000.00 |
| | - | - | - | - | - | - |
| | - | - | - | - | - | - |
| | 3,725,008.13 | 3,725,008.13 | 3,725,008.13 | 3,725,008.13 | 3,725,008.13 | 3,723,041.39 |
| | - | - | - | - | - | - |
| | 7,008,416.78 | 7,008,416.78 | 7,008,416.78 | 7,008,416.78 | 7,008,416.78 | 7,456,972.22 |
| | - | - | - | - | - | - |
| | 404,000.00 | 404,000.00 | 404,000.00 | 404,000.00 | 404,000.00 | 404,000.00 |
| | - | - | - | - | - | - |
| | - | - | - | - | - | - |
| | - | - | - | - | - | - |
| | 6,007,722.37 | 6,007,722.37 | 6,007,722.37 | 6,007,722.37 | 6,007,722.37 | 6,006,811.33 |
| | - | - | - | - | - | - |
| | - | - | - | - | - | - |
| | 52,584.80 | 52,584.80 | 52,584.80 | 52,584.80 | 52,584.80 | 44,830.95 |
| | - | - | - | - | - | - |
| | - | - | - | - | - | - |

| | | | | | |
|----------------------|----------------------|----------------------|----------------------|----------------------|---------------|
| - | - | - | - | - | - |
| 3,772.19 | 3,772.19 | 3,772.19 | 3,772.19 | 3,772.19 | 3,772.19 |
| 4,816,093.13 | 4,816,093.13 | 4,816,093.13 | 4,920,420.57 | 4,920,420.57 | 4,842,191.27 |
| 65,787.00 | 65,787.00 | 65,787.00 | 65,787.00 | 65,787.00 | 65,787.00 |
| - | - | - | - | - | - |
| - | - | - | - | - | - |
| - | - | - | - | - | - |
| 329,133.44 | 329,133.44 | 329,133.44 | 331,090.96 | 331,090.96 | 323,223.62 |
| 7,449,164.44 | 7,449,164.44 | 7,449,164.44 | 7,449,164.44 | 7,449,164.44 | 7,449,164.44 |
| 20,460.19 | 20,460.19 | 20,460.19 | 20,460.19 | 20,460.19 | 20,460.19 |
| - | - | - | - | - | - |
| 25,632,872.99 | 25,632,872.99 | 25,632,872.99 | 25,636,409.94 | 25,643,829.98 | 25,633,947.07 |
| 387,272.05 | 387,272.05 | 387,272.05 | 387,272.05 | 387,272.05 | 387,272.05 |
| - | - | - | - | - | - |
| - | - | - | - | - | - |
| 4,983,156.52 | 4,983,156.52 | 4,983,156.52 | 4,983,156.52 | 4,983,156.52 | 4,983,156.52 |
| 137,331.46 | 137,331.46 | 137,331.46 | 137,331.46 | 137,331.46 | 137,331.46 |
| - | - | - | - | - | - |
| - | - | - | - | - | - |
| - | - | - | - | - | - |
| - | - | - | - | - | - |
| - | - | - | - | - | - |
| 7,501,879.44 | 7,501,879.44 | 7,501,879.44 | 7,531,807.09 | 7,531,807.09 | 7,505,750.15 |
| 3,400,994.60 | 3,400,994.60 | 3,400,994.60 | 3,401,120.36 | 3,397,912.54 | 3,400,767.19 |
| 625,759.75 | 641,509.14 | 641,509.14 | 641,689.33 | 641,689.33 | 629,102.07 |
| - | - | - | - | - | - |
| - | - | - | - | - | - |
| 1,543.33 | 1,543.33 | 1,543.33 | 1,543.33 | 1,543.33 | 1,543.33 |
| 309,352.72 | 309,352.72 | 309,352.72 | 309,352.72 | 309,352.72 | 309,352.72 |
| 4,452,685.53 | 4,452,685.53 | 4,452,685.53 | 4,452,685.53 | 4,452,685.53 | 4,452,622.70 |
| 73,589,982.73 | 73,605,732.12 | 73,605,732.12 | 73,745,787.63 | 73,749,999.85 | 74,058,058.47 |
| 2,274,259.91 | 2,274,259.91 | 2,274,259.91 | 2,274,259.91 | 2,274,259.91 | 2,274,136.42 |
| 7,345,170.47 | 7,345,170.47 | 7,345,170.47 | 7,349,350.27 | 7,354,306.66 | 7,341,760.60 |
| - | - | - | - | - | - |
| - | - | - | - | - | - |
| - | - | - | - | - | - |
| - | - | - | - | - | - |
| - | - | - | - | - | - |
| 1,511,028.56 | 1,515,756.34 | 1,520,333.69 | 1,532,984.32 | 1,555,662.81 | 1,501,063.29 |
| 24,684.03 | 24,684.03 | 24,684.03 | 24,684.03 | 24,684.03 | 24,684.03 |
| 54,549.92 | 54,549.92 | 54,549.92 | 54,577.11 | 54,577.11 | 49,319.38 |
| - | - | - | - | - | - |
| - | - | - | - | - | - |
| - | - | - | - | - | - |

| | | | | | |
|----------------------|----------------------|----------------------|----------------------|----------------------|----------------|
| 15,857.20 | 15,857.20 | 15,857.20 | 15,857.20 | 15,857.20 | 15,857.20 |
| 248,484.33 | 248,484.33 | 248,484.33 | 248,484.33 | 248,484.33 | 248,484.33 |
| 58,934.86 | 58,934.86 | 58,934.86 | 58,934.86 | 58,934.86 | 58,934.86 |
| - | - | - | - | - | - |
| - | - | - | - | - | - |
| - | - | - | - | - | - |
| 1,576,671.65 | 1,576,671.65 | 1,576,671.65 | 1,598,991.00 | 1,642,392.96 | 1,581,237.23 |
| - | - | - | - | - | - |
| - | - | - | - | - | - |
| - | - | - | - | - | - |
| - | - | - | - | - | - |
| - | - | - | - | - | - |
| 76,495.62 | 76,495.62 | 76,495.62 | 76,495.62 | 76,495.62 | 76,495.62 |
| 13,500.00 | 13,500.00 | 13,500.00 | 13,500.00 | 13,500.00 | 13,500.00 |
| - | - | - | - | - | - |
| 17,827,360.56 | 17,831,860.56 | 17,831,860.56 | 17,868,888.61 | 17,891,114.38 | 17,832,865.13 |
| - | - | - | - | - | - |
| 1,435,848.71 | 1,435,848.71 | 1,435,848.71 | 1,435,848.71 | 1,690,590.43 | 1,454,011.70 |
| - | - | - | - | - | - |
| 32,462,845.82 | 32,472,073.60 | 32,476,650.95 | 32,552,855.97 | 32,900,860.30 | 32,472,349.79 |
| (384,880.18) | (384,880.18) | (384,880.18) | (384,880.18) | (384,880.18) | (384,880.18) |
| (8,706,562.38) | (8,706,562.38) | (8,706,562.38) | (8,706,562.38) | (8,702,073.79) | (8,706,326.89) |
| (460,025.00) | (460,025.00) | (460,025.00) | (460,025.00) | (460,025.00) | (460,025.00) |
| (7,940.20) | (7,940.20) | (7,940.20) | (7,940.20) | (7,940.20) | (7,940.20) |
| (185,750.00) | (185,750.00) | (185,750.00) | (185,750.00) | (185,750.00) | (185,750.00) |
| (230,800.00) | (230,800.00) | (230,800.00) | (230,800.00) | (230,800.00) | (230,800.00) |
| (276,666.67) | (276,666.67) | (276,666.67) | (276,666.67) | (276,666.67) | (276,666.67) |
| (331,666.66) | (331,666.66) | (331,666.66) | (331,666.66) | (331,666.66) | (331,666.66) |
| 4,499,590.01 | 4,513,755.41 | 4,527,920.82 | 4,542,086.24 | 4,556,251.64 | 4,471,259.20 |
| 403,074.42 | 404,476.94 | 405,879.46 | 407,281.97 | 408,684.49 | 400,269.40 |
| 3,352.16 | 3,361.75 | 3,371.34 | 3,380.93 | 3,390.52 | 3,332.98 |
| 249,285.75 | 250,135.37 | 250,984.99 | 251,834.61 | 252,684.23 | 247,586.51 |
| 121,310.66 | 121,656.36 | 121,996.55 | 122,336.75 | 122,676.94 | 120,259.64 |
| 138,798.75 | 139,281.77 | 139,763.73 | 140,245.68 | 140,727.64 | 137,703.23 |
| 186,196.73 | 186,668.04 | 187,139.36 | 187,610.67 | 188,081.99 | 185,254.10 |
| 224,095.50 | 224,643.83 | 225,192.16 | 225,740.49 | 226,288.82 | 222,998.84 |
| 2,153,207.36 | 2,153,207.36 | 2,153,207.36 | 2,153,207.36 | 2,153,207.36 | 2,153,207.36 |
| - | - | - | - | - | - |
| - | - | - | - | - | - |
| - | - | - | - | - | - |
| - | - | - | - | - | - |
| - | - | - | - | - | - |
| 11,224,659.15 | 11,224,659.15 | 11,224,659.15 | 11,314,658.63 | 11,315,330.82 | 11,553,887.80 |
| 327,272.32 | 327,272.32 | 327,272.32 | 327,272.32 | 327,272.32 | 327,272.32 |

| | | | | | |
|---------------|---------------|---------------|---------------|---------------|---------------|
| 757,608.13 | 757,608.13 | 757,608.13 | 757,608.13 | 757,608.13 | 757,608.13 |
| 7,443,438.50 | 7,468,298.50 | 7,468,298.50 | 7,468,455.89 | 7,467,378.87 | 7,450,393.15 |
| 247,678.50 | 247,678.50 | 247,678.50 | 247,678.50 | 245,767.39 | 247,531.49 |
| - | - | - | - | - | - |
| 13,075,686.45 | 13,075,686.45 | 13,075,686.45 | 13,075,686.45 | 13,075,646.46 | 13,075,683.37 |
| 19,016,069.03 | 19,016,069.03 | 19,016,069.03 | 19,016,069.03 | 19,016,069.03 | 19,012,911.23 |
| 1,440,589.96 | 1,440,589.96 | 1,440,589.96 | 1,440,589.96 | 1,440,589.96 | 1,440,589.96 |
| 3,026,824.29 | 3,026,824.29 | 3,026,824.29 | 3,026,824.29 | 3,445,215.77 | 3,058,998.93 |
| 531,932.04 | 531,932.04 | 531,932.04 | 531,932.04 | 531,932.04 | 531,932.04 |
| 5,158,840.29 | 5,158,840.29 | 5,158,840.29 | 5,132,067.64 | 5,129,110.87 | 5,154,951.98 |
| 235,507.36 | 235,507.36 | 235,507.36 | 235,507.36 | 235,507.36 | 235,507.36 |
| 11,211,333.23 | 11,211,333.23 | 11,211,333.23 | 11,211,333.23 | 11,211,333.23 | 11,222,005.16 |
| 316,734.00 | 316,734.00 | 316,734.00 | 316,734.00 | 316,734.00 | 316,734.00 |
| 956,971.89 | 956,971.89 | 956,971.89 | 956,971.89 | 956,971.89 | 956,971.89 |
| 622,095.25 | 622,095.25 | 622,095.25 | 622,095.25 | 622,095.25 | 622,095.25 |
| - | - | - | - | - | - |
| 45,998,308.41 | 46,232,921.71 | 46,735,463.48 | 47,239,157.56 | 47,397,439.98 | 46,042,629.38 |
| 216.00 | 216.00 | 216.00 | 216.00 | 216.00 | 216.00 |
| 122,253.28 | 122,253.28 | 122,253.28 | 122,253.28 | 122,253.28 | 122,253.28 |
| - | - | - | - | - | - |
| - | - | - | - | - | - |
| - | - | - | - | - | - |
| - | - | - | - | - | - |
| 3,175,018.59 | 3,249,295.66 | 3,310,635.14 | 3,335,651.96 | 3,356,596.60 | 3,187,887.21 |
| 530,669.59 | 536,449.07 | 536,977.84 | 539,998.19 | 562,176.33 | 533,960.25 |
| 49,084.81 | 49,084.81 | 49,084.81 | 49,084.81 | 49,084.81 | 49,065.96 |
| 387,291.34 | 387,291.34 | 387,291.34 | 400,587.04 | 400,587.04 | 376,238.89 |
| 26,499.10 | 26,499.10 | 26,499.10 | 26,499.10 | 26,499.10 | 26,494.39 |
| 148,396.90 | 148,396.90 | 148,396.90 | 148,396.90 | 142,598.85 | 147,950.90 |
| 64,058.55 | 64,058.55 | 64,058.55 | 64,058.55 | 64,058.55 | 64,058.55 |
| 67,980.24 | 67,980.24 | 67,980.24 | 67,980.24 | 67,980.24 | 67,980.24 |
| 137,426.58 | 137,426.58 | 137,426.58 | 137,426.58 | 140,426.58 | 133,697.28 |
| - | - | - | - | - | - |
| 263,744.64 | 263,744.64 | 263,744.64 | 287,325.64 | 290,325.64 | 258,255.02 |
| - | - | - | - | - | - |
| 32,203,487.89 | 32,298,583.47 | 32,298,583.47 | 32,340,050.89 | 32,924,517.27 | 32,216,231.31 |
| - | - | - | - | - | - |
| - | - | - | - | - | - |
| - | - | - | - | - | - |
| - | - | - | - | - | - |
| 98,000.00 | 98,000.00 | 98,000.00 | 98,000.00 | 98,000.00 | 98,000.00 |
| 1,018,899.48 | 1,018,899.48 | 1,018,899.48 | 1,018,899.48 | 1,018,899.48 | 1,018,899.48 |
| 176,678.50 | 176,678.50 | 176,678.50 | 176,678.50 | 176,678.50 | 176,678.50 |
| - | - | - | - | - | - |
| 1,568,870.77 | 1,568,870.77 | 1,568,870.77 | 1,568,870.77 | 1,565,147.04 | 1,569,646.36 |

| | | | | | |
|---------------|---------------|---------------|---------------|---------------|---------------|
| 7,237,604.13 | 7,267,199.72 | 7,324,615.67 | 7,360,445.68 | 7,358,769.19 | 7,216,276.17 |
| - | - | - | - | - | - |
| - | - | - | - | - | - |
| - | - | - | - | - | - |
| - | - | - | - | - | - |
| - | - | - | - | - | - |
| - | - | - | - | - | - |
| 5,554,990.32 | 5,633,791.04 | 5,718,460.42 | 5,770,478.61 | 5,846,286.12 | 5,570,403.15 |
| 10,973,422.25 | 10,993,577.85 | 11,007,283.65 | 11,018,340.54 | 11,124,244.94 | 10,926,289.62 |
| 3,688,294.93 | 3,705,011.74 | 3,716,286.45 | 3,719,627.13 | 3,737,267.68 | 3,666,938.13 |
| 5,957,375.21 | 5,950,650.59 | 5,961,998.31 | 5,970,306.05 | 5,967,979.58 | 5,942,724.11 |
| - | - | - | - | - | - |
| 3,373,730.66 | 3,384,104.80 | 3,373,476.39 | 3,376,837.29 | 3,433,964.30 | 3,363,557.73 |
| - | - | - | - | - | - |
| - | - | - | - | - | - |
| - | - | - | - | - | - |
| - | - | - | - | - | - |
| - | - | - | - | - | - |
| - | - | - | - | - | - |
| - | - | - | - | - | - |
| - | - | - | - | - | - |
| - | - | - | - | - | - |
| - | - | - | - | - | - |
| - | - | - | - | - | - |
| - | - | - | - | - | - |
| 5,261.49 | 5,261.49 | 5,261.49 | 7,862.38 | 7,862.38 | 4,661.28 |
| 3,882,341.10 | 3,893,167.36 | 3,893,167.36 | 3,912,743.63 | 3,911,104.45 | 3,884,744.14 |
| - | - | - | - | - | - |
| - | - | - | - | - | - |
| 104,995.69 | 104,995.69 | 104,995.69 | 104,995.69 | 104,995.69 | 104,995.69 |
| 3,005,453.94 | 3,005,453.94 | 3,005,453.94 | 3,005,453.94 | 3,013,953.94 | 3,000,259.17 |
| 900.00 | 900.00 | 900.00 | 900.00 | 900.00 | 900.00 |
| - | - | - | - | - | - |
| - | - | - | - | - | - |
| - | - | - | - | - | - |
| 119,265.38 | 119,265.38 | 119,265.38 | 119,265.38 | 119,265.38 | 119,265.38 |
| 1,495.00 | 1,495.00 | 1,495.00 | 1,495.00 | 1,495.00 | 1,495.00 |
| 565.00 | 565.00 | 565.00 | 565.00 | 565.00 | 565.00 |
| 97,067.72 | 97,067.72 | 97,067.72 | 97,067.72 | 97,067.72 | 97,067.72 |
| 295,946.98 | 295,946.98 | 295,946.98 | 295,946.98 | 295,946.98 | 295,946.98 |
| - | - | - | - | - | - |
| - | - | - | - | - | - |

| | | | | | |
|------------------------|------------------------|------------------------|------------------------|------------------------|-----------------------|
| - | - | - | - | - | - |
| - | - | - | - | - | - |
| 203,323,455.11 | 203,936,100.53 | 204,686,564.64 | 205,514,384.73 | 206,991,908.16 | 203,609,121.99 |
| 680,384.64 | 680,384.64 | 680,384.64 | 680,384.64 | 685,604.97 | 680,786.20 |
| 3,963,983.60 | 3,895,906.92 | 3,895,906.92 | 3,958,255.15 | 4,145,092.55 | 3,949,456.49 |
| 938,555.06 | 938,555.06 | 938,555.06 | 962,157.38 | 1,036,507.38 | 948,213.67 |
| - | - | - | - | - | - |
| 230,008.60 | 230,008.60 | 230,008.60 | 230,008.60 | 230,008.60 | 228,202.88 |
| 376,133.08 | 376,133.08 | 376,133.08 | 376,133.08 | 501,105.56 | 385,746.35 |
| 1,067,968.86 | 1,000,455.78 | 1,000,455.78 | 1,001,447.54 | 1,001,447.54 | 963,787.58 |
| 653,598.85 | 638,478.62 | 638,478.62 | 638,478.62 | 638,478.62 | 718,403.00 |
| - | - | - | - | - | - |
| - | - | - | - | - | - |
| - | - | - | - | - | - |
| - | - | - | - | - | - |
| 8,384,427.20 | 8,393,229.34 | 8,402,385.34 | 8,473,145.04 | 8,537,876.42 | 8,386,015.73 |
| 827,404.48 | 824,329.31 | 824,329.31 | 824,329.31 | 849,604.09 | 820,963.66 |
| - | - | - | - | - | - |
| 17,122,464.37 | 16,977,481.35 | 16,986,637.35 | 17,144,339.36 | 17,625,725.73 | 17,081,575.56 |
| 490,806.87 | 490,806.87 | 490,806.87 | 490,806.87 | 490,806.87 | 490,806.87 |
| 229,132.31 | 229,132.31 | 229,132.31 | 229,132.31 | 229,132.31 | 229,132.31 |
| - | - | - | - | - | - |
| - | - | - | - | - | - |
| - | - | - | - | - | - |
| 21,445.54 | 21,445.54 | 21,445.54 | 21,445.54 | 21,445.54 | 21,445.54 |
| 48,432.05 | 48,432.05 | 48,432.05 | 48,432.05 | 48,432.05 | 48,432.05 |
| - | - | - | - | - | - |
| - | - | - | - | - | - |
| 789,816.77 | 789,816.77 | 789,816.77 | 789,816.77 | 789,816.77 | 789,816.77 |
| 331,013,572.93 | 331,506,212.50 | 332,270,409.96 | 333,472,192.59 | 335,783,318.94 | 331,733,963.98 |
| (115,028,625.84) | (115,451,579.85) | (116,116,237.06) | (116,799,641.74) | (116,976,764.18) | (114,157,339.35) |
| 9,282,998.28 | 9,331,265.90 | 9,411,278.86 | 9,532,480.16 | 9,906,846.84 | 9,321,732.76 |
| 10,631,070.34 | 10,712,461.26 | 10,718,345.16 | 10,717,217.16 | 11,344,388.39 | 10,331,505.90 |
| 3,531,600.00 | 3,531,600.00 | 3,531,600.00 | 3,531,600.00 | 3,531,600.00 | 3,531,600.00 |
| - | - | - | - | - | - |
| (91,582,957.22) | (91,876,252.69) | (92,455,013.04) | (93,018,344.42) | (92,193,928.95) | (90,972,500.69) |
| 239,430,615.71 | 239,629,959.81 | 239,815,396.92 | 240,453,848.17 | 243,589,389.99 | 240,761,463.29 |

| | | | | | |
|-----------------------|-----------------------|-----------------------|-----------------------|-----------------------|-----------------------|
| (7,834.78) | (10,026.45) | (10,026.51) | (9,089.73) | (10,026.59) | (9,772.42) |
| 1,505,528.40 | 2,072,709.05 | 2,198,318.39 | 2,288,871.15 | 626,270.97 | 1,221,168.68 |
| 84.87 | 84.87 | 84.87 | 84.87 | 84.87 | 84.87 |
| 290,813.70 | 298,748.56 | 350,092.21 | 396,317.20 | 660,452.46 | 273,043.37 |
| 295,127.26 | 314,869.98 | 327,945.24 | (135,250.26) | (53,848.39) | 5,920.38 |
| 2,083,719.45 | 2,676,386.01 | 2,866,414.20 | 2,540,933.23 | 1,222,933.32 | 1,490,444.87 |
| 241,514,335.16 | 242,306,345.82 | 242,681,811.12 | 242,994,781.40 | 244,812,323.31 | 242,251,908.15 |
| 2,900.00 | 2,900.00 | 2,900.00 | 2,900.00 | 2,900.00 | 2,900.00 |
| 2,000.00 | 2,000.00 | 2,000.00 | 2,000.00 | 2,000.00 | 2,000.00 |
| 2,000.00 | 2,000.00 | 2,000.00 | 2,000.00 | 2,000.00 | 2,000.00 |
| - | - | - | - | - | - |
| - | - | - | - | - | - |
| - | - | - | - | - | - |
| - | - | - | - | - | - |
| - | - | - | - | - | - |
| 1,497,855.36 | 1,636,877.88 | 1,632,495.39 | 1,605,107.81 | 1,486,221.47 | 1,094,693.55 |
| - | - | - | - | 218,837.50 | 33,473.08 |
| - | - | - | - | - | - |
| - | - | - | - | - | - |
| - | - | - | - | - | - |
| 2,675,516.89 | 3,037,624.56 | 3,680,658.30 | 3,660,289.40 | 2,876,890.30 | 2,451,439.73 |
| 3,066,244.88 | 2,100,920.55 | 3,253,678.12 | 1,118,410.31 | (370,877.35) | 1,787,586.37 |
| 614,646.46 | 638,980.98 | 1,974,242.13 | 3,784,109.03 | 2,615,678.77 | 2,558,666.63 |
| 1,036,986.87 | 1,021,863.30 | 1,584,381.32 | 2,147,625.82 | 2,755,188.16 | 2,114,238.21 |
| - | - | - | - | - | - |
| 5,224.84 | - | - | - | - | 1,607.64 |
| - | - | - | - | - | 2,105.71 |
| - | - | - | - | - | 10,931.73 |
| 14,562.16 | - | - | - | - | 10,081.50 |
| 4,577.68 | - | - | - | - | 1,760.65 |
| - | - | - | - | - | - |
| 1,098,009.79 | 1,209,396.68 | 1,300,602.05 | 1,389,420.26 | 1,474,225.91 | 1,215,788.21 |
| - | - | - | - | - | - |
| - | - | - | - | - | - |
| - | - | - | - | - | - |
| - | - | - | - | - | - |
| - | - | - | - | - | - |
| 39,170.00 | 39,170.00 | 39,170.00 | 39,170.00 | 39,170.00 | 39,170.00 |
| 10,059,694.93 | 9,691,733.95 | 13,472,127.31 | 13,751,032.63 | 11,102,234.76 | 11,328,443.01 |

| | | | | | |
|---------------------|---------------------|---------------------|---------------------|---------------------|---------------------|
| 805,998.14 | 1,184,347.81 | 771,888.36 | 601,762.57 | 827,345.53 | 743,478.14 |
| 2,935,726.42 | 4,359,720.81 | 2,534,211.39 | 2,280,112.34 | 2,853,154.20 | 2,749,016.31 |
| - | - | - | - | - | - |
| 13,578.70 | 14,005.90 | 15,627.82 | 11,984.26 | 11,698.42 | 19,912.88 |
| 927,345.66 | 762,080.60 | 791,029.51 | 861,127.00 | 1,176,042.64 | 733,212.57 |
| - | - | - | - | - | - |
| 30,442.53 | 35,202.57 | 30,322.39 | 38,399.64 | 47,713.23 | 35,438.36 |
| (27,500.00) | (27,500.00) | (27,500.00) | (27,500.00) | (27,553.03) | (27,389.56) |
| (22,330.55) | (19,806.05) | (19,806.05) | (19,806.05) | (22,277.95) | (19,060.08) |
| 4,663,260.90 | 6,308,051.64 | 4,095,773.42 | 3,746,079.76 | 4,866,123.04 | 4,234,608.63 |
| 1,152,089.00 | 896,887.00 | 839,118.00 | 792,070.00 | 734,863.00 | 871,569.46 |
| 3,527,558.00 | 2,685,833.00 | 2,487,084.00 | 2,292,883.00 | 1,851,529.00 | 2,441,042.46 |
| 1,158,795.92 | 896,386.81 | 677,683.35 | 498,857.60 | 322,040.34 | 1,730,215.49 |
| - | - | - | - | - | - |
| - | - | - | - | - | - |
| 344.13 | 270.65 | 254.38 | (184.01) | (188.73) | 82,878.80 |
| - | - | - | - | - | - |
| - | - | - | 345,212.59 | 309,484.74 | 50,361.33 |
| 55,899.45 | 15,671.82 | 262.67 | 235.07 | 235.07 | 52,910.63 |
| - | - | - | - | (400,735.12) | (30,825.78) |
| - | - | - | - | - | - |
| 777,032.36 | 694,226.17 | 615,126.86 | 536,657.89 | 460,021.90 | 591,362.56 |
| 6,671,718.86 | 5,189,275.45 | 4,619,529.26 | 4,465,732.14 | 3,277,250.20 | 5,789,514.96 |
| - | - | - | - | - | - |
| 398,935.70 | 406,646.49 | 410,499.85 | 413,746.67 | 421,682.97 | 404,417.48 |
| 193,890.46 | 171,764.12 | 155,297.24 | 221,266.75 | 189,002.40 | 205,096.73 |
| 566.51 | 566.51 | 553.21 | 367.41 | 1,076.07 | 581.72 |
| - | - | - | - | - | - |
| 347,221.63 | 296,564.52 | 325,441.33 | 273,771.79 | 330,999.58 | 291,925.89 |
| (75.13) | (75.13) | (75.13) | (75.13) | (75.13) | (75.13) |
| 20,553.11 | 20,553.11 | 20,553.11 | 20,553.11 | 20,553.11 | 20,553.11 |
| - | - | - | - | - | - |
| - | - | - | - | - | - |
| - | - | - | - | - | - |
| - | - | - | - | - | - |
| 13,245.29 | 11,436.93 | 9,282.20 | 6,931.62 | 19,425.73 | 13,634.10 |
| - | - | - | - | - | - |
| - | - | - | - | - | - |
| - | - | - | - | - | - |
| (78,524.67) | (59,835.40) | 871.81 | 99,115.61 | 6,444.07 | (37,129.06) |
| 895,812.90 | 847,621.15 | 922,423.62 | 1,035,677.83 | 989,108.80 | 899,004.84 |

| | | | | | |
|---------------------|---------------------|-------------------|---------------------|---------------------|---------------------|
| 207,971.15 | 216,567.74 | 143,716.31 | 77,921.28 | 5,463.91 | 120,895.97 |
| - | - | - | - | - | - |
| 453,421.72 | 469,344.89 | 493,562.35 | 455,357.57 | 435,353.68 | 423,558.97 |
| 347,670.76 | (0.01) | - | 548,234.84 | 1,056,517.51 | 425,033.17 |
| - | - | - | - | - | - |
| - | - | - | - | - | - |
| 27,500.00 | 27,500.00 | 27,500.00 | 27,500.00 | 27,500.00 | 25,384.58 |
| 32,000.00 | 32,000.00 | 32,000.00 | 32,000.00 | 32,000.00 | 32,000.00 |
| 310,372.25 | 318,346.29 | 93,729.02 | 357,442.34 | 393,025.33 | 253,134.79 |
| - | - | - | - | - | - |
| - | - | - | - | - | - |
| (28,240.26) | (28,240.26) | (30,341.40) | (30,341.40) | (32,353.51) | (28,826.51) |
| 1,350,695.62 | 1,035,518.65 | 760,166.28 | 1,468,114.63 | 1,917,506.92 | 1,251,180.97 |
| 15,822,496.00 | 15,790,512.21 | 16,754,657.80 | 18,153,008.69 | 29,688,336.30 | 17,773,179.47 |
| - | - | - | - | - | - |
| - | - | - | - | - | - |
| - | - | - | - | - | - |
| 3,464,004.05 | 3,593,860.25 | 3,695,499.70 | 3,786,906.19 | - | 2,750,349.43 |
| 5,819.76 | 5,833.42 | 5,851.22 | 5,873.18 | - | 5,177.43 |
| - | - | - | - | - | - |
| - | - | - | - | - | - |
| 737.77 | 737.77 | 737.77 | 737.77 | - | 397.26 |
| - | - | - | - | - | - |
| 506,638.82 | 519,937.84 | 530,055.67 | 545,345.78 | - | 407,621.18 |
| (6,814.04) | (6,747.95) | (6,657.85) | (6,542.18) | - | (6,334.77) |
| (506,638.82) | (519,937.84) | (530,055.67) | (545,345.78) | - | (407,621.18) |
| - | - | - | - | - | 5,979.11 |
| - | - | - | - | - | (5,979.11) |
| 4,309,614.43 | 4,597,646.34 | 4,789,286.69 | 5,025,844.49 | - | 3,325,632.86 |
| 6,814.04 | 6,747.95 | 6,657.85 | 6,542.18 | - | 5,798.01 |
| (4,309,614.43) | (4,597,646.34) | (4,789,286.69) | (5,025,844.49) | - | (3,325,632.86) |
| - | - | - | - | - | 536.77 |
| 38,407.04 | 38,668.94 | 41,359.44 | 41,359.44 | - | 28,207.96 |
| - | - | - | - | - | - |
| - | - | - | - | - | (1,710.63) |
| (926,909.50) | 206,896.45 | (191,536.66) | (1,033,386.49) | (5,410,421.33) | (1,838,092.36) |
| - | 241,055.63 | 237,007.33 | 297,995.58 | - | 149,731.72 |
| (41,050.96) | - | - | - | (281,684.57) | (24,825.81) |
| - | - | - | - | - | - |
| - | - | - | - | - | - |
| - | - | - | - | - | - |
| (1,051,298.20) | (1,048,972.61) | (1,046,640.82) | (1,044,302.80) | (1,041,958.55) | (973,604.60) |
| (1,508,263.94) | (1,504,927.49) | (1,501,582.14) | (1,498,227.87) | (1,494,864.65) | (1,514,848.46) |
| (1,025,949.41) | (1,023,679.89) | (1,021,404.32) | (1,019,122.68) | (1,016,834.96) | (1,030,428.32) |
| - | - | - | - | - | - |

| | | | | | |
|-------------|-------------|-------------|-------------|-------------|-------------|
| - | - | - | - | - | - |
| (27,429.38) | (27,502.52) | (27,575.86) | (27,649.40) | (27,723.13) | (25,219.54) |
| (39,351.99) | (39,456.93) | (39,562.15) | (39,667.65) | (39,773.43) | (39,144.90) |
| (26,767.95) | (26,839.34) | (26,910.91) | (26,982.68) | (27,054.63) | (26,627.08) |

| | | | | | |
|---|---|---|---|---|---|
| - | - | - | - | - | - |
| - | - | - | - | - | - |

| | | | | | | | | | | | |
|----------------------|----------------------|----------------------|----------------------|----------------------|----------------------|--------------|----------------|----------------|----------------|----------------|--------------|
| 18,404,555.12 | 19,877,564.67 | 20,543,576.60 | 21,252,494.36 | 24,277,914.97 | 18,376,815.63 | Variance | PEU | PEU | PAC | Total | New Variance |
| 24,154,531.91 | 24,795,000.35 | 26,061,113.47 | 27,863,613.30 | 29,688,336.30 | | 7,486,269.20 | (3,431,945.32) | (2,573,039.88) | (1,503,522.22) | (7,508,507.42) | (22,238.22) |
| 42,045,738.33 | 42,949,765.51 | 44,413,596.49 | 45,719,131.35 | 46,430,138.69 | 41,879,568.03 | | | | | | |

| | | | | | |
|---------------|---------------|---------------|---------------|---------------|---------------|
| - | - | - | - | - | - |
| - | - | - | - | - | - |
| - | - | - | - | - | - |
| - | - | - | - | - | - |
| - | - | - | - | - | - |
| - | - | - | - | - | - |
| - | - | - | - | - | - |
| - | - | - | - | - | - |
| - | - | - | - | - | - |
| 67,332,924.98 | 67,139,914.67 | 66,946,904.35 | 66,753,894.05 | 66,560,883.74 | 67,718,508.43 |

| | | | | | |
|---|---|---|---|---|---|
| - | - | - | - | - | - |
| - | - | - | - | - | - |
| - | - | - | - | - | - |
| - | - | - | - | - | - |
| - | - | - | - | - | - |
| - | - | - | - | - | - |
| - | - | - | - | - | - |
| - | - | - | - | - | - |
| - | - | - | - | - | - |
| - | - | - | - | - | - |
| - | - | - | - | - | - |

| | | | | | |
|-----------|-----------|-----------|-----------|-----------|-----------|
| 16,313.81 | 16,243.19 | 16,172.57 | 16,101.95 | 16,031.33 | 16,455.05 |
| 4,868.49 | 4,847.41 | 4,826.33 | 4,805.25 | 4,784.17 | 4,910.65 |
| 14,073.37 | 13,885.73 | 13,698.09 | 13,510.44 | 13,322.80 | 14,448.68 |
| - | - | - | - | - | - |
| - | - | - | - | - | - |
| 10,432.21 | 10,046.40 | 9,660.60 | 9,274.80 | 8,888.99 | 11,203.82 |

| | | | | | |
|---|---|---|---|---|---|
| - | - | - | - | - | - |
| - | - | - | - | - | - |
| - | - | - | - | - | - |
| - | - | - | - | - | - |
| - | - | - | - | - | - |
| - | - | - | - | - | - |
| - | - | - | - | - | - |
| - | - | - | - | - | - |
| - | - | - | - | - | - |
| - | - | - | - | - | - |
| - | - | - | - | - | - |

| | | | | | |
|------------|------------|------------|------------|------------|------------|
| - | - | - | - | - | - |
| 1,016.65 | 979.00 | 941.35 | 903.70 | 866.05 | 1,091.95 |
| 5,381.19 | 5,243.36 | 5,105.52 | 4,967.69 | 4,829.85 | 5,656.86 |
| - | - | - | - | - | - |
| 2,911.34 | 2,834.65 | 2,757.95 | 2,681.26 | 2,604.56 | 3,064.73 |
| - | - | - | - | - | - |
| - | - | - | - | - | - |
| - | - | - | - | - | - |
| - | - | - | - | - | - |
| - | - | - | - | - | - |
| - | - | - | - | - | - |
| - | - | - | - | - | - |
| - | - | - | - | - | - |
| - | - | - | - | - | - |
| - | - | - | - | - | - |
| - | - | - | - | - | - |
| 10,533.23 | 10,533.23 | 10,533.23 | 10,533.23 | 10,533.23 | 10,533.23 |
| 5,295.95 | 5,295.95 | 5,295.95 | 5,295.95 | 5,295.95 | 13,601.38 |
| 836,777.09 | 834,696.09 | 834,696.09 | 834,696.09 | 865,524.37 | 839,907.80 |
| - | - | - | - | - | - |
| 9,834.90 | 10,235.90 | 14,547.34 | 14,547.34 | 16,887.34 | 6,127.29 |
| - | - | - | - | - | - |
| - | - | - | - | - | - |
| - | - | - | - | - | - |
| - | - | - | - | - | - |
| - | - | - | - | - | - |
| - | - | - | - | - | - |
| - | - | - | - | - | - |
| - | - | - | - | - | - |
| 6,837.59 | 6,837.59 | 6,837.59 | 6,837.59 | 6,837.59 | 6,837.59 |
| - | - | - | - | - | - |
| 3,984.52 | 3,963.55 | 3,942.58 | 3,921.61 | 3,900.64 | 4,026.46 |
| - | - | - | - | - | - |
| - | - | - | - | - | - |
| 11,133.06 | 10,984.62 | 10,836.18 | 10,687.74 | 10,539.30 | 11,429.94 |
| 2,198.01 | 2,168.70 | 2,139.39 | 2,110.08 | 2,080.77 | 2,443.48 |
| - | - | - | - | - | - |
| - | - | - | - | - | - |
| - | - | - | - | - | - |
| 4,803.03 | 4,744.46 | 4,685.89 | 4,627.32 | 4,568.75 | 4,794.02 |
| - | - | - | - | - | - |
| 2,133.88 | 2,079.17 | 2,024.46 | 1,969.74 | 1,915.02 | 2,243.31 |
| 8,107.51 | 7,978.82 | 7,850.13 | 7,721.44 | 7,592.75 | 8,364.89 |

| | | | | | |
|------------|------------|------------|------------|------------|------------|
| 7,983.30 | 7,897.49 | 7,811.69 | 7,725.88 | 7,640.08 | 8,154.91 |
| - | - | - | - | - | - |
| - | - | - | - | - | - |
| 7,729.85 | 7,696.38 | 7,662.91 | 7,629.44 | 7,595.97 | 7,795.59 |
| 113,049.65 | 112,560.26 | 112,070.87 | 111,581.48 | 111,092.09 | 114,010.96 |
| - | - | - | - | - | - |
| - | - | - | - | - | - |
| - | - | - | - | - | - |
| - | - | - | - | - | - |
| - | - | - | - | - | - |
| - | - | - | - | - | - |
| - | - | - | - | - | - |
| - | - | - | - | - | - |
| - | - | - | - | - | - |
| - | - | - | - | - | - |
| 884.51 | 861.85 | 839.19 | 816.53 | 793.87 | 929.83 |
| - | - | - | - | - | - |
| 13,782.83 | 13,582.89 | 13,382.94 | 13,182.99 | 12,983.05 | 14,182.72 |
| 15,279.30 | 15,209.54 | 15,139.78 | 15,070.02 | 15,000.26 | 15,418.82 |
| - | - | - | - | - | - |
| - | - | - | - | - | - |
| - | - | - | - | - | - |
| 24,065.13 | 21,194.49 | 18,474.47 | 15,767.74 | 13,074.30 | 27,631.44 |
| - | - | - | - | - | - |
| - | - | - | - | - | - |
| - | - | - | - | - | - |
| 100,138.00 | 89,637.44 | 79,365.36 | 69,269.40 | 59,206.76 | 101,685.92 |
| - | - | - | - | - | - |
| - | - | - | - | - | - |
| 2,164.52 | 1,984.62 | 1,804.74 | 1,624.85 | 1,444.97 | 2,524.28 |
| 2,718.67 | 2,491.89 | 2,265.15 | 2,038.37 | 1,811.62 | 3,172.18 |
| 11,349.53 | 11,127.00 | 10,904.47 | 10,681.92 | 10,459.38 | 11,794.62 |
| 4,950.04 | 4,766.71 | 4,583.38 | 4,400.04 | 4,216.70 | 5,316.71 |
| - | - | - | - | - | - |
| 6,342.14 | 6,261.41 | 6,180.68 | 6,099.95 | 6,019.22 | 6,503.60 |
| 26,003.27 | 25,680.04 | 25,356.82 | 25,033.59 | 24,710.37 | 26,649.72 |
| 94,004.23 | 93,157.34 | 92,310.45 | 91,463.56 | 90,616.67 | 95,698.01 |
| 44,879.08 | 44,474.77 | 44,070.46 | 43,666.15 | 43,261.84 | 45,687.70 |
| - | - | - | - | - | - |
| (545.91) | (545.91) | (545.91) | - | - | (461.92) |
| 773.00 | 579.75 | 386.50 | 193.25 | - | 1,159.50 |
| 11,211.19 | 11,069.28 | 10,927.37 | 10,785.46 | 10,643.55 | 11,495.01 |
| - | - | - | - | - | - |
| - | - | - | - | - | - |

| | | | | | |
|--------------|--------------|--------------|--------------|--------------|--------------|
| - | - | - | - | - | - |
| 1,038.18 | 696.66 | 355.17 | 13.66 | - | 1,746.40 |
| 1,828.30 | 1,687.62 | 1,547.00 | 1,406.35 | 1,265.67 | 2,109.52 |
| - | - | - | - | - | - |
| 427,969.43 | 424,138.29 | 420,307.20 | 416,476.09 | 412,644.96 | 435,631.64 |
| 2,751.91 | 2,080.08 | 1,429.27 | 1,359.76 | 1,295.13 | 4,239.69 |
| 17,913.69 | 17,637.93 | 17,362.16 | 17,086.40 | 16,810.63 | 18,465.21 |
| 4,974.32 | 4,663.39 | 4,352.53 | 4,041.67 | 3,730.74 | 5,596.08 |
| 5,401.08 | 5,255.10 | 5,109.12 | 4,963.15 | 4,817.17 | 5,693.02 |
| - | - | - | - | - | - |
| - | - | - | - | 113,182.03 | 8,706.31 |
| 23,685.25 | 22,204.82 | 20,724.59 | 19,244.36 | 17,763.93 | 26,645.91 |
| 98,147.94 | 97,158.41 | 96,168.88 | 95,179.34 | 94,189.81 | 99,784.91 |
| 3,668.50 | 3,668.50 | 3,668.50 | 3,668.50 | 3,668.50 | 3,668.50 |
| - | - | - | - | - | - |
| 14,746.21 | 14,512.23 | 14,278.25 | 14,044.27 | 13,810.29 | 15,207.81 |
| - | - | - | - | - | - |
| - | - | - | - | - | - |
| - | - | - | - | - | - |
| - | - | - | - | - | - |
| 32,505.05 | 32,004.66 | 31,504.27 | 31,003.88 | 30,503.49 | 33,505.83 |
| 719.39 | 708.33 | 697.26 | 686.20 | 675.13 | 741.52 |
| - | - | - | - | - | - |
| 3,308.80 | 3,308.80 | 3,308.80 | 3,308.80 | 3,308.80 | 3,308.80 |
| - | - | - | - | - | - |
| 1,483.60 | 1,455.04 | 1,426.53 | 1,398.02 | 1,369.46 | 1,540.67 |
| - | - | - | - | - | - |
| 245,989.27 | 245,989.27 | 245,989.27 | 245,989.27 | 245,989.27 | 238,336.07 |
| - | - | - | - | - | - |
| 24,707.49 | 24,077.34 | 23,447.20 | 22,817.06 | 22,186.92 | 25,967.77 |
| - | - | - | - | - | - |
| - | - | - | - | - | - |
| - | - | - | - | - | - |
| 231,834.15 | 227,921.27 | 224,008.44 | 220,095.61 | 216,182.74 | 239,659.86 |
| 153,822.32 | 153,120.53 | 152,418.74 | 151,716.95 | 151,015.16 | 154,743.25 |
| - | - | - | - | - | - |
| - | - | - | - | - | - |
| - | - | - | - | - | - |
| - | - | - | - | - | - |
| - | - | - | - | - | - |
| 8,167,910.64 | 8,132,203.97 | 8,096,497.30 | 8,060,790.63 | 2,024,671.00 | 7,777,753.75 |
| 1,076,582.00 | 1,072,892.50 | 1,069,203.00 | 1,065,513.50 | (645,748.00) | 952,609.31 |
| - | - | - | - | - | - |
| (3,668.50) | (3,668.50) | (3,668.50) | (3,668.50) | (3,668.50) | (3,668.50) |

| | | | | | |
|-------------------------|-------------------------|-------------------------|-------------------------|-------------------------|-------------------------|
| 79,313,642.16 | 79,046,915.97 | 78,786,581.89 | 78,523,252.86 | 70,698,122.23 | 79,236,992.50 |
| - | - | - | - | - | - |
| - | - | - | - | - | - |
| - | - | - | - | - | - |
| - | - | - | - | - | - |
| - | - | - | - | - | - |
| - | - | - | - | - | - |
| 10,439,138.30 | 10,180,164.15 | 9,921,531.62 | 9,673,936.13 | 9,424,872.14 | 10,875,007.43 |
| - | - | - | - | - | - |
| 5,400,762.27 | 5,400,762.27 | 5,400,762.27 | 5,400,762.27 | 5,101,442.54 | 4,962,294.42 |
| 95,153,542.73 | 94,627,842.39 | 94,108,875.78 | 93,597,951.26 | 85,224,436.91 | 95,074,294.35 |
| 378,713,616.22 | 379,883,953.72 | 381,204,283.39 | 382,311,864.01 | 376,466,898.91 | 379,205,770.54 |
| | | | | | (7,486,269.20) |
| (30,200.00) | (30,200.00) | (30,200.00) | (30,200.00) | (30,200.00) | (30,200.00) |
| (102,703,678.69) | (102,703,678.69) | (102,703,678.69) | (102,703,678.69) | (102,703,678.69) | (103,812,389.95) |
| 46,443.60 | 7,077.00 | (1,185.60) | 19,944.60 | 5,784.00 | 73,269.69 |
| - | - | - | - | - | - |
| (102,687,435.09) | (102,726,801.69) | (102,735,064.29) | (102,713,934.09) | (102,728,094.69) | (103,769,320.26) |
| 2,579,147.09 | 2,579,147.09 | 2,579,147.09 | 2,579,147.09 | 2,579,147.09 | 2,567,789.72 |
| (2,473,276.40) | (2,938,375.06) | (2,807,983.59) | (2,696,879.26) | (1,867,780.00) | (992,470.24) |
| (102,581,564.40) | (103,086,029.66) | (102,963,900.79) | (102,831,666.26) | (102,016,727.60) | (102,194,000.78) |
| - | - | - | - | - | - |
| - | - | - | - | - | (195,666.31) |
| - | - | - | - | - | - |
| (22,137.50) | (20,693.75) | (19,250.00) | (17,806.25) | (16,362.50) | (25,025.00) |
| (114,228.69) | (113,984.69) | (113,739.69) | (113,493.69) | (113,246.69) | (114,709.69) |
| - | - | - | - | - | - |
| (123,055.89) | (120,150.39) | (117,236.45) | (114,314.03) | (111,383.12) | (128,783.04) |
| (241,022.00) | (238,329.00) | (235,630.00) | (232,924.00) | (230,211.00) | (246,341.08) |
| (1,171,759.76) | (1,157,327.81) | (1,142,853.92) | (1,128,337.96) | (1,113,779.80) | (1,200,207.18) |
| (868,454.73) | (860,666.78) | (852,860.24) | (845,035.07) | (837,191.23) | (883,845.86) |
| (136,556.08) | (135,442.08) | (134,321.08) | (133,192.08) | (132,055.08) | (138,707.70) |

| | | | | | |
|----------------|----------------|----------------|----------------|----------------|----------------|
| (67,724.38) | (66,701.38) | (65,679.38) | (64,658.38) | (63,638.38) | (69,778.53) |
| (432,558.52) | (429,648.52) | (426,718.52) | (423,767.50) | (420,795.52) | (438,171.13) |
| (119,033.78) | (118,289.64) | (117,541.18) | (116,788.38) | (116,031.11) | (120,478.81) |
| (95,721.00) | (95,021.00) | (94,316.00) | (93,606.00) | (92,891.00) | (97,074.00) |
| (192,355.00) | (191,412.00) | (190,464.00) | (189,510.00) | (188,550.00) | (194,182.85) |
| (33,040.00) | (32,824.00) | (32,606.00) | (32,387.00) | (32,166.00) | (33,457.15) |
| (231,926.03) | (230,288.99) | (228,648.23) | (227,003.76) | (225,355.56) | (235,163.21) |
| (429,972.19) | (426,378.19) | (422,775.19) | (419,163.51) | (415,542.19) | (437,072.06) |
| (1,847,789.49) | (1,847,789.49) | (1,847,789.49) | (1,785,685.47) | (1,785,685.47) | (1,917,761.04) |
| - | - | - | - | - | - |
| - | - | - | - | - | (481,017.82) |
| - | - | - | - | - | - |
| (552,997.84) | (549,263.04) | (545,449.73) | (541,687.31) | (537,847.17) | (560,419.37) |
| - | - | - | - | - | - |
| (262,335.84) | (260,767.73) | (259,196.06) | (257,620.83) | (256,042.03) | (265,436.72) |
| - | - | - | - | - | - |
| (271,577.39) | (270,101.84) | (268,622.94) | (267,140.68) | (265,655.06) | (274,495.24) |
| - | - | - | - | - | - |
| (291,192.16) | (289,561.67) | (287,927.62) | (286,290.01) | (284,648.83) | (294,417.79) |
| - | - | - | - | - | - |
| (718,910.39) | (715,006.81) | (711,094.73) | (707,174.12) | (703,244.96) | (726,632.90) |
| - | - | - | - | - | - |
| (398,510.02) | (396,307.27) | (394,099.99) | (391,888.18) | (389,671.86) | (402,870.50) |
| - | - | - | - | - | - |
| (493,200.89) | (491,637.99) | (490,001.58) | (488,425.18) | (486,775.65) | (496,349.38) |
| - | - | - | - | - | - |
| (284,807.70) | (283,279.70) | (281,748.70) | (280,214.70) | (278,677.70) | (287,832.08) |
| - | - | - | - | - | - |
| (1,033,747.16) | (1,030,706.69) | (1,027,534.97) | (1,024,472.03) | (1,021,278.49) | (1,039,877.28) |
| (1,530,815.64) | (1,522,354.12) | (1,513,875.22) | (1,505,378.92) | (1,496,865.16) | (1,547,565.84) |
| (1,113,576.71) | (1,107,849.78) | (1,102,113.50) | (1,096,367.85) | (1,090,612.81) | (1,124,937.41) |
| - | - | - | - | - | - |
| (797,063.18) | (794,880.04) | (792,581.17) | (790,379.39) | (788,062.41) | (801,479.41) |
| (4,505,000.00) | (4,505,000.00) | (4,505,000.00) | (4,500,000.00) | (4,500,000.00) | (4,512,692.31) |
| (457,728.67) | (456,681.75) | (455,632.48) | (454,580.84) | (453,526.83) | (459,799.00) |
| (230,988.95) | (229,725.11) | (228,458.53) | (227,189.18) | (225,917.06) | (233,489.22) |
| (1,992,114.71) | (1,983,272.71) | (1,974,416.27) | (1,965,545.36) | (1,956,659.96) | (2,009,654.88) |
| (2,385,149.69) | (2,373,286.69) | (2,361,404.69) | (2,349,502.69) | (2,337,581.69) | (2,408,683.07) |
| (309,918.06) | (309,209.68) | (308,452.27) | (307,737.16) | (306,973.21) | (311,362.44) |
| - | - | - | - | - | - |
| (200,910.78) | (200,019.03) | (199,125.83) | (198,231.17) | (197,335.05) | (202,679.76) |
| - | - | - | - | - | - |
| (1,027,611.96) | (1,025,300.06) | (1,022,984.30) | (1,020,664.68) | (1,018,341.19) | (1,032,197.30) |
| (1,008,119.86) | (1,006,105.53) | (1,004,083.47) | (1,002,053.66) | (1,000,016.07) | (1,012,071.46) |
| (523,426.49) | (521,897.53) | (520,367.64) | (518,836.83) | (517,305.11) | (526,475.16) |

| | | | | | |
|-------------------------|-------------------------|-------------------------|-------------------------|-------------------------|-------------------------|
| (4,460,000.00) | (4,460,000.00) | (4,460,000.00) | (4,460,000.00) | (4,460,000.00) | (4,460,000.00) |
| (1,809,883.52) | (1,804,596.72) | (1,799,306.74) | (1,794,013.58) | (1,788,717.24) | (1,820,425.11) |
| (605,000.00) | (605,000.00) | (605,000.00) | (600,000.00) | (600,000.00) | (627,307.69) |
| (1,042,790.46) | (1,040,351.07) | (1,037,775.90) | (1,035,317.60) | (1,032,724.06) | (1,047,743.85) |
| (7,665,000.00) | (7,665,000.00) | (7,665,000.00) | (7,655,000.00) | (7,655,000.00) | (7,695,769.23) |
| (747,838.92) | (746,162.01) | (744,396.86) | (742,708.15) | (740,931.55) | (751,243.85) |
| - | - | - | - | - | - |
| (1,086,629.98) | (1,084,396.15) | (1,082,028.38) | (1,079,777.99) | (1,077,394.12) | (1,091,182.63) |
| (3,026,056.42) | (3,019,920.17) | (3,013,770.10) | (3,007,606.17) | (3,001,428.35) | (3,038,191.42) |
| (2,448,430.71) | (2,443,507.12) | (2,438,277.05) | (2,433,316.31) | (2,428,050.14) | (2,458,476.43) |
| (5,185,083.32) | (5,175,357.45) | (5,165,604.19) | (5,155,823.46) | (5,146,015.18) | (5,204,263.03) |
| - | - | (646,267.20) | (645,504.45) | (644,608.62) | (148,952.33) |
| (7,000,000.00) | (7,000,000.00) | (7,000,000.00) | (6,985,000.00) | (6,985,000.00) | (6,997,692.31) |
| - | - | - | - | - | (28,461.54) |
| (69,970,000.00) | (69,965,000.00) | (69,960,000.00) | (69,955,000.00) | (69,955,000.00) | (70,720,384.62) |
| (4,905,000.00) | (4,905,000.00) | (4,905,000.00) | (4,900,000.00) | (4,900,000.00) | (4,922,692.31) |
| (45,000.00) | (45,000.00) | (45,000.00) | (45,000.00) | (45,000.00) | (54,230.77) |
| (6,695,000.00) | (6,695,000.00) | (6,695,000.00) | (6,590,000.00) | (6,590,000.00) | (4,618,846.15) |
| (90,000.00) | (90,000.00) | (90,000.00) | (60,000.00) | (60,000.00) | (57,692.31) |
| (6,319.42) | (5,836.16) | (5,352.90) | (4,869.64) | (4,386.38) | (7,285.94) |
| (35,042.65) | (34,923.46) | (34,804.27) | (34,685.08) | (34,565.89) | (35,281.03) |
| (85,669.46) | (84,728.03) | (83,786.61) | (82,845.19) | (81,903.77) | (87,552.30) |
| (25,065.60) | (24,752.28) | (24,438.96) | (24,125.64) | (23,812.32) | (25,692.24) |
| (285,564.22) | (282,844.55) | (280,124.88) | (277,405.21) | (274,685.54) | (291,003.56) |
| (58,242.93) | (57,740.84) | (57,238.75) | (56,736.66) | (56,234.57) | (59,247.11) |
| (62,133.20) | (61,505.58) | (60,877.96) | (60,250.34) | (59,622.72) | (63,388.44) |
| (80,837.23) | (80,251.46) | (79,665.69) | (79,079.92) | (78,494.15) | (82,008.77) |
| (21,937.36) | (21,732.34) | (21,527.32) | (21,322.30) | (21,117.28) | (22,347.40) |
| - | - | - | - | - | - |
| (230,863.78) | (230,083.84) | (229,303.90) | (228,523.96) | (227,744.02) | (232,423.66) |
| (54,126.57) | (53,951.97) | (53,777.37) | (53,602.77) | (53,428.17) | (54,475.77) |
| (193,301.33) | (192,727.74) | (192,154.15) | (191,580.56) | (191,006.97) | (194,448.51) |
| (99,893.12) | (99,596.70) | (99,300.28) | (99,003.86) | (98,707.44) | (100,485.96) |
| (345,406.43) | (344,381.48) | (343,356.53) | (342,331.58) | (341,306.63) | (347,456.33) |
| - | - | - | - | - | - |
| (144,883,155.76) | (144,726,509.60) | (145,214,737.05) | (144,819,484.27) | (144,664,808.06) | (144,835,513.60) |
| (2,986,655.45) | (3,105,904.68) | (3,564,834.39) | (4,450,222.33) | (5,460,824.68) | (4,177,183.48) |
| (17,325.00) | (17,325.00) | (17,325.00) | (17,325.00) | (17,325.00) | (74,210.90) |
| - | - | - | - | - | - |
| - | - | - | - | - | (494,372.97) |
| - | - | - | - | - | (855.59) |
| (34,216.06) | (34,315.52) | (34,415.26) | (34,515.30) | (34,615.63) | (32,781.12) |

| Variance | PEU | PAC | Total | New Variance |
|----------------|----------------|----------------|----------------|--------------|
| (3,640,445.02) | (2,573,039.88) | (1,067,405.14) | (3,640,445.02) | - |

| | | | | | |
|----------------|----------------|----------------|----------------|----------------|--------------|
| (2,868.00) | (2,878.00) | (2,888.00) | (2,898.00) | (2,908.00) | (2,848.23) |
| (31,800.00) | (31,879.00) | (31,957.00) | (32,036.00) | (32,115.00) | (31,819.21) |
| (92,021.59) | (92,241.21) | (92,461.36) | (92,682.04) | (92,903.24) | (87,041.37) |
| (169,955.21) | (170,449.22) | (170,944.65) | (171,441.52) | (171,939.85) | (168,981.47) |
| (12,333.00) | (12,325.00) | (12,316.00) | (12,307.00) | (12,298.00) | (18,336.64) |
| (12,775.00) | (12,866.00) | (12,956.00) | (13,047.00) | (13,138.00) | (12,595.69) |
| (8,593.75) | (8,645.24) | (8,696.86) | (8,748.60) | (8,800.32) | (8,814.44) |
| (33,309.00) | (33,556.00) | (33,802.00) | (34,048.98) | (34,297.00) | (32,821.46) |
| (10,867.00) | (10,935.00) | (11,003.00) | (11,071.00) | (11,140.00) | (10,567.50) |
| (8,030.00) | (8,087.00) | (8,144.00) | (8,202.00) | (8,260.00) | (7,915.31) |
| (19,358.11) | (19,401.99) | (19,445.97) | (19,490.05) | (19,534.23) | (18,603.44) |
| (2,474.00) | (2,492.00) | (2,511.00) | (2,529.00) | (2,548.00) | (2,437.23) |
| (242,845.60) | (242,845.60) | (242,845.60) | (304,949.62) | (244,994.11) | (228,595.07) |
| (42,446.00) | (42,550.00) | (42,655.00) | (42,760.32) | (42,866.00) | (42,239.41) |
| (1,086,942.90) | (1,080,183.78) | (1,073,294.97) | (1,066,493.31) | (1,059,563.20) | (631,321.35) |
| - | - | - | - | - | - |
| (44,234.32) | (44,396.21) | (44,553.45) | (44,716.50) | (44,874.87) | (46,867.02) |
| - | - | - | - | - | - |
| (18,543.03) | (18,585.06) | (18,627.19) | (18,669.41) | (18,711.72) | (20,365.72) |
| (17,448.52) | (17,488.07) | (17,527.71) | (17,567.45) | (17,607.27) | (17,452.99) |
| (19,291.43) | (19,333.48) | (19,375.64) | (19,417.88) | (19,460.21) | (19,068.01) |
| (46,185.84) | (46,286.53) | (46,387.43) | (46,488.55) | (46,589.89) | (43,953.58) |
| (26,083.48) | (26,137.04) | (26,190.72) | (26,244.49) | (26,298.38) | (27,495.10) |
| (18,716.45) | (18,795.43) | (18,872.18) | (18,951.81) | (19,029.20) | (19,145.79) |
| (18,092.00) | (18,129.00) | (18,166.00) | (18,203.00) | (18,240.00) | (18,042.44) |
| (36,481.75) | (36,613.69) | (36,741.84) | (36,874.72) | (37,003.78) | (34,869.00) |
| (67,999.06) | (68,110.13) | (68,221.37) | (68,332.80) | (68,444.41) | (65,343.87) |
| (100,195.99) | (100,401.72) | (100,607.88) | (100,814.46) | (101,021.47) | (99,788.72) |
| (26,243.85) | (26,353.00) | (26,459.07) | (26,569.11) | (26,676.05) | (29,243.19) |
| - | - | - | - | - | - |
| (12,380.26) | (12,408.30) | (12,436.37) | (12,464.49) | (12,492.66) | (13,343.55) |
| (110,000.00) | (110,000.00) | (110,000.00) | (115,000.00) | (115,000.00) | (110,769.23) |
| (104,986.10) | (105,157.57) | (105,329.32) | (105,501.36) | (105,673.68) | (97,610.03) |
| (14,953.28) | (14,985.88) | (15,018.54) | (15,051.28) | (15,084.09) | (14,888.79) |
| (8,568.46) | (8,607.78) | (8,646.01) | (8,685.69) | (8,724.26) | (15,828.41) |
| (140,857.00) | (141,087.00) | (141,317.00) | (141,548.00) | (141,779.00) | (140,400.38) |
| (10,588.20) | (10,605.50) | (10,622.82) | (10,640.17) | (10,657.55) | (10,385.86) |
| - | - | - | - | - | - |
| (27,443.48) | (27,489.45) | (27,535.47) | (27,581.53) | (27,627.65) | (26,073.04) |
| - | - | - | - | - | - |
| (18,275.16) | (18,286.33) | (18,297.49) | (18,308.63) | (18,319.74) | (18,936.65) |
| (23,573.23) | (23,665.04) | (23,757.01) | (23,849.14) | (23,941.44) | (23,391.24) |
| (63,191.07) | (63,229.72) | (63,268.31) | (63,306.83) | (63,345.29) | (59,675.13) |
| - | - | - | - | - | - |
| (29,446.56) | (29,557.62) | (29,665.51) | (29,777.39) | (29,886.08) | (31,870.76) |

| | | | | | |
|-----------------------|-----------------------|-----------------------|-----------------------|------------------------|-----------------------|
| (100,000.00) | (100,000.00) | (100,000.00) | (105,000.00) | (105,000.00) | (100,769.23) |
| (20,255.51) | (20,324.93) | (20,392.34) | (20,462.24) | (20,530.10) | (20,804.24) |
| (140,000.00) | (140,000.00) | (140,000.00) | (150,000.00) | (150,000.00) | (141,538.46) |
| (27,062.79) | (27,160.20) | (27,254.80) | (27,352.91) | (27,448.19) | (26,368.36) |
| - | - | - | - | - | - |
| (59,701.35) | (59,919.85) | (60,132.06) | (60,352.12) | (60,565.88) | (56,842.38) |
| (72,567.69) | (72,731.21) | (72,895.09) | (73,059.35) | (73,223.98) | (72,244.32) |
| - | - | (9,668.80) | (9,728.42) | (9,786.47) | (6,707.67) |
| (114,601.44) | (114,924.24) | (115,247.94) | (115,572.55) | (115,898.08) | (113,964.88) |
| - | - | - | (15,000.00) | (15,000.00) | (2,307.69) |
| (125,000.00) | (125,000.00) | (125,000.00) | (125,000.00) | (125,000.00) | (126,538.46) |
| (1,225,000.00) | (1,230,000.00) | (1,235,000.00) | (1,240,000.00) | (1,240,000.00) | (1,228,461.54) |
| (80,000.00) | (80,000.00) | (80,000.00) | (85,000.00) | (85,000.00) | (80,769.23) |
| (40,000.00) | (40,000.00) | (40,000.00) | (40,000.00) | (40,000.00) | (40,000.00) |
| - | - | - | (105,000.00) | (105,000.00) | (16,153.85) |
| - | - | - | (30,000.00) | (30,000.00) | (4,615.38) |
| (5,799.12) | (5,799.12) | (5,799.12) | (5,799.12) | (5,799.12) | (5,799.12) |
| (1,430.28) | (1,430.28) | (1,430.28) | (1,430.28) | (1,430.28) | (1,430.28) |
| (11,297.07) | (11,297.07) | (11,297.07) | (11,297.07) | (11,297.07) | (11,297.07) |
| (3,759.84) | (3,759.84) | (3,759.84) | (3,759.84) | (3,759.84) | (3,759.84) |
| (32,636.04) | (32,636.04) | (32,636.04) | (32,636.04) | (32,636.04) | (32,636.04) |
| (6,025.08) | (6,025.08) | (6,025.08) | (6,025.08) | (6,025.08) | (6,025.08) |
| (7,531.44) | (7,531.44) | (7,531.44) | (7,531.44) | (7,531.44) | (7,531.44) |
| (7,029.24) | (7,029.24) | (7,029.24) | (7,029.24) | (7,029.24) | (7,029.24) |
| (2,460.24) | (2,460.24) | (2,460.24) | (2,460.24) | (2,460.24) | (2,460.24) |
| (9,359.28) | (9,359.28) | (9,359.28) | (9,359.28) | (9,359.28) | (9,359.28) |
| (2,095.20) | (2,095.20) | (2,095.20) | (2,095.20) | (2,095.20) | (2,095.20) |
| (6,883.08) | (6,883.08) | (6,883.08) | (6,883.08) | (6,883.08) | (6,883.08) |
| (3,557.04) | (3,557.04) | (3,557.04) | (3,557.04) | (3,557.04) | (3,557.04) |
| (12,299.40) | (12,299.40) | (12,299.40) | (12,299.40) | (12,299.40) | (12,299.40) |
| (7,934,945.32) | (8,056,812.57) | (8,527,873.77) | (9,653,021.70) | (10,601,174.00) | (9,239,398.40) |
| (34,781.61) | (35,241.22) | (43,301.04) | (43,301.04) | (42,930.45) | (36,754.48) |
| - | - | - | (1,327.50) | (1,062.00) | (218.25) |
| - | - | - | - | - | - |
| (362,463.39) | (578,473.87) | (682,128.89) | (1,090,628.04) | (1,312,785.00) | (752,661.98) |
| (5,290.09) | (16,532.27) | (25,652.11) | (9,010.99) | (34,704.10) | (19,252.78) |
| (25,828.82) | (410,910.25) | (749,610.42) | (182,828.48) | (1,177,171.78) | (381,804.55) |
| (15,824.40) | (21,940.18) | (78,682.95) | (252,833.25) | (252,677.61) | (54,934.47) |
| (77,001.08) | (81,898.25) | (72,952.69) | (28,898.67) | (56,136.40) | (57,384.22) |
| - | - | - | - | - | - |
| - | - | - | - | - | - |
| - | - | - | - | - | - |

| | | |
|--------------|--------------|--------------|
| Variance | PEU | New Variance |
| (756,841.65) | (756,841.65) | 0.00 |

| | | | | | | |
|-----------------------|-----------------------|-----------------------|-----------------------|-----------------------|-----------------------|--------------|
| - | - | - | - | - | - | - |
| - | - | - | - | - | - | - |
| (224,812.68) | (0.01) | (460,077.18) | (648,800.77) | - | (273,190.25) | - |
| - | - | - | - | - | - | - |
| (1,332.89) | - | - | (1,394.48) | - | 452.85 | - |
| - | - | - | - | - | - | - |
| - | - | - | - | - | - | - |
| (651,618.23) | (287,957.85) | (660,081.93) | (1,020,201.99) | (1,356,876.03) | (1,057,345.01) | - |
| - | - | - | - | - | - | - |
| (20,539.26) | (24,641.54) | (22,361.26) | (24,549.56) | (31,547.79) | (18,014.62) | - |
| (1,133.15) | - | (4,530.93) | (1,152.68) | - | (1,617.47) | - |
| (14,305.92) | - | - | (15,620.04) | - | (4,454.97) | - |
| (3,007.18) | - | - | (2,902.41) | - | (909.66) | - |
| - | - | (168.00) | - | - | (102.92) | - |
| (115.38) | - | - | (115.38) | - | 40.01 | - |
| (1,028.31) | (772.18) | (531.69) | (1,031.80) | (830.53) | (762.59) | - |
| (42.42) | (12.61) | (12.61) | (42.98) | (12.61) | (18.27) | - |
| (710.57) | (375.79) | (52.47) | (1,525.22) | (539.27) | (262.55) | - |
| 245.49 | 308.80 | 362.73 | 258.88 | 315.13 | 313.19 | - |
| (412.74) | (292.18) | (137.90) | (1,800.76) | (1,723.93) | (516.41) | - |
| (780,045.90) | (1,242,351.43) | (526,383.74) | (472,201.53) | (399,655.86) | (622,432.44) | - |
| (407,927.33) | (442,932.35) | (425,383.78) | (439,689.83) | (238,784.08) | (449,477.43) | - |
| (121,186.60) | (204,852.07) | (212,476.88) | (127,738.65) | (237,181.82) | (195,805.31) | - |
| (17,195.15) | (23,118.39) | (23,710.32) | (18,796.00) | (29,702.21) | (23,992.94) | - |
| (203,527.73) | (220,123.91) | (242,193.82) | (252,192.22) | (168,733.05) | (225,998.73) | - |
| (77,406.00) | (11,795.00) | 1,976.00 | (33,241.00) | (9,640.00) | (122,116.15) | Variance |
| (3,047,291.34) | (3,603,912.55) | (4,228,091.88) | (4,671,566.39) | (5,352,379.39) | (4,299,222.42) | PEU |
| - | - | - | - | - | - | 969,390.07 |
| - | - | - | - | - | - | (756,841.65) |
| - | - | - | - | - | - | - |
| - | - | - | - | - | - | - |
| (39,083.20) | (36,489.44) | (40,480.54) | (46,453.93) | (64,850.34) | (34,562.10) | - |
| (4,220.00) | (4,420.00) | (3,820.00) | (3,820.00) | (4,020.00) | (3,903.08) | - |
| (24,000.00) | (24,000.00) | - | - | - | (18,461.54) | - |
| (302.00) | (302.00) | (302.00) | (302.00) | (302.00) | (259.94) | - |
| (64,368.79) | (64,368.79) | (178,968.79) | (178,968.79) | (178,968.79) | (90,814.94) | - |
| (114,600.00) | (114,600.00) | - | - | - | (26,446.15) | - |
| (237,868.13) | (263,362.13) | (263,362.13) | (264,553.13) | (8,973.00) | (181,018.12) | - |
| (948.00) | (948.00) | (948.00) | (948.00) | - | (1,173.23) | - |
| - | - | - | - | - | - | - |

| | | | | | | | | |
|------------------------|------------------------|------------------------|------------------------|------------------------|------------------------|--------------|----------------|--------------|
| (300.00) | (300.00) | (300.00) | (481.00) | (1,081.00) | (374.00) | | | |
| (17,357.44) | (18,007.29) | (24,479.94) | (21,018.94) | (17,174.29) | (16,527.28) | | | |
| - | - | - | - | - | - | | | |
| 27,500.00 | 27,500.00 | 22,500.00 | 22,500.00 | 22,500.00 | 23,653.85 | | | |
| (21,033.55) | (21,033.55) | (21,033.55) | (21,033.55) | (21,033.55) | (21,033.55) | | | |
| - | - | - | (34,000.00) | (257,260.00) | (22,404.62) | | | |
| (496,581.11) | (520,331.20) | (511,194.95) | (549,079.34) | (531,162.97) | (393,324.71) | Variance | PEU | New variance |
| | | | | | | (212,548.42) | (212,548.42) | - |
| (11,478,817.77) | (12,181,056.32) | (13,267,160.60) | (14,873,667.43) | (16,484,716.36) | (13,931,945.53) | Variance | PEU | New variance |
| | | | | | | 3,868,062.40 | (3,868,062.40) | - |
| - | - | - | - | - | - | | | |
| (5,608,002.08) | (5,628,381.59) | (5,648,761.10) | (5,669,140.61) | (3,877,574.00) | (5,427,439.36) | | | |
| 572,953.46 | 572,953.46 | 572,953.46 | 572,953.46 | 354,361.50 | 556,138.69 | | | |
| 121,780.41 | 121,780.41 | 121,780.41 | 121,780.41 | 121,928.90 | 121,791.83 | | | |
| (4,913,268.21) | (4,933,647.72) | (4,954,027.23) | (4,974,406.74) | (3,401,283.60) | (4,384,247.44) | | | |
| (215,952.14) | (228,149.79) | (220,404.44) | (212,659.09) | (230,391.40) | (225,030.96) | | | |
| - | - | - | - | - | - | | | |
| - | - | - | - | - | - | | | |
| - | - | - | - | - | - | | | |
| (17,250.12) | (17,250.12) | (17,250.12) | (17,250.12) | (17,250.12) | (18,239.34) | | | |
| (5,400,762.27) | (5,400,762.27) | (5,400,762.27) | (5,400,762.27) | (5,101,442.54) | (4,962,294.42) | | | |
| - | - | - | - | - | - | | | |
| (5,633,964.53) | (5,646,162.18) | (5,638,416.83) | (5,630,671.48) | (5,349,084.06) | (5,205,564.73) | | | |
| (12,571,807.64) | (12,670,293.72) | (12,643,779.80) | (12,742,265.88) | (6,177,033.00) | (11,948,780.18) | | | |
| - | - | - | - | - | - | | | |
| - | - | - | - | - | - | | | |
| (1,445,668.97) | (1,440,274.68) | (1,434,880.39) | (1,429,486.10) | (1,424,091.81) | (1,456,457.55) | | | |
| (816,432.05) | (813,516.22) | (810,600.39) | (807,684.56) | (804,768.73) | (822,263.71) | | | |
| (151,672.40) | (150,155.68) | (148,638.96) | (147,122.24) | (145,605.52) | (154,705.84) | | | |
| (104,798.79) | (104,457.42) | (104,116.05) | (103,774.68) | (103,433.31) | (105,481.53) | | | |
| (288,863.62) | (287,958.09) | (287,052.56) | (286,147.03) | (285,241.50) | (290,674.68) | | | |
| (75,578.20) | (75,350.55) | (75,122.90) | (74,895.25) | (74,667.60) | (76,033.50) | | | |
| (671,359.76) | (669,402.44) | (667,445.12) | (665,487.80) | (663,530.48) | (675,274.40) | | | |
| (55,159.10) | (55,003.72) | (54,848.34) | (54,692.96) | (54,537.58) | (38,187.07) | | | |
| (349,466.00) | (346,713.00) | (343,960.00) | (341,207.00) | (338,454.00) | (354,972.00) | | | |
| (246,109.06) | (246,109.06) | (246,109.06) | (246,109.06) | (246,109.06) | (246,109.06) | | | |
| (272,859.32) | (271,836.32) | (270,813.32) | (269,790.32) | (268,767.32) | (274,905.32) | | | |
| (161,423.59) | (161,423.59) | (161,423.59) | (161,423.59) | (161,423.59) | (161,423.59) | | | |
| (4,639,390.86) | (4,622,200.77) | (4,605,010.68) | (4,587,820.59) | (4,570,630.50) | (4,656,488.25) | | | |
| - | - | - | - | - | - | | | |

| | | | | | |
|------------------------|------------------------|------------------------|------------------------|------------------------|------------------------|
| (22,596,557.02) | (22,596,557.02) | (22,596,557.02) | (22,596,557.02) | (23,698,887.12) | (22,681,351.64) |
| (9,217,279.00) | (9,217,279.00) | (9,217,279.00) | (9,217,279.00) | (9,217,279.00) | (9,217,279.00) |
| 272,859.32 | 271,836.32 | 270,813.32 | 269,790.32 | 268,767.32 | 274,905.32 |
| 30,962.40 | 4,718.00 | (790.40) | 13,296.40 | 3,856.00 | 48,846.46 |
| - | - | - | - | - | - |
| 161,423.59 | 161,423.59 | 161,423.59 | 161,423.59 | 161,423.59 | 161,423.59 |
| | | | | | - |
| | | | | | - |
| (63,191,413.98) | (63,335,016.16) | (63,348,721.96) | (63,420,082.77) | (64,141,274.14) | (63,132,605.76) |
| (959,060.87) | (959,060.87) | (959,060.87) | (959,060.87) | (959,060.87) | (959,060.87) |
| (398,349.91) | (398,349.91) | (398,349.91) | (398,349.91) | (398,349.91) | (398,349.91) |
| (150,000.00) | (150,000.00) | (150,000.00) | (150,000.00) | (150,000.00) | (150,000.00) |
| (107,030.22) | (107,030.22) | (107,030.22) | (107,030.22) | (111,958.47) | (105,134.59) |
| (43,000.00) | (43,000.00) | (43,000.00) | (43,000.00) | (43,000.00) | (43,000.00) |
| (145,991.15) | (145,991.15) | (145,991.15) | (145,991.15) | (145,991.15) | (145,991.15) |
| (20,057.66) | (20,057.66) | (20,057.66) | (20,057.66) | (20,886.84) | (19,732.36) |
| (600,000.00) | (600,000.00) | (600,000.00) | (600,000.00) | (600,000.00) | (600,000.00) |
| (8,500.00) | (8,500.00) | (8,500.00) | (8,500.00) | (8,500.00) | (8,500.00) |
| (148,434.95) | (148,434.95) | (148,434.95) | (148,434.95) | (148,434.95) | (148,434.95) |
| (55,080.00) | (55,080.00) | (55,080.00) | (55,080.00) | (55,080.00) | (55,080.00) |
| (62,600.00) | (62,600.00) | (62,600.00) | (62,600.00) | (62,600.00) | (62,600.00) |
| (7,610.69) | (7,610.69) | (7,610.69) | (7,610.69) | (7,610.69) | (7,610.69) |
| (55,365.80) | (55,365.80) | (55,365.80) | (55,365.80) | (55,365.80) | (55,365.80) |
| (603,000.00) | (603,000.00) | (603,000.00) | (603,000.00) | (603,000.00) | (603,000.00) |
| (82,592.00) | (82,592.00) | (82,592.00) | (82,592.00) | (82,592.00) | (82,592.00) |
| (35,000.00) | (35,000.00) | (35,000.00) | (35,000.00) | (35,000.00) | (35,000.00) |
| (422,611.50) | (422,611.50) | (422,611.50) | (422,611.50) | (422,611.50) | (422,611.50) |
| (15,400.00) | (15,400.00) | (15,400.00) | (15,400.00) | (15,400.00) | (15,400.00) |
| (84,300.00) | (84,300.00) | (84,300.00) | (84,300.00) | (84,300.00) | (84,300.00) |
| (150,367.50) | (150,367.50) | (150,367.50) | (150,367.50) | (150,367.50) | (150,367.50) |
| (19,200.00) | (19,200.00) | (19,200.00) | (19,200.00) | (19,200.00) | (19,200.00) |
| (46,000.00) | (46,000.00) | (46,000.00) | (46,000.00) | (46,000.00) | (46,000.00) |
| (283,084.00) | (283,084.00) | (283,084.00) | (283,084.00) | (283,084.00) | (282,760.15) |
| (242,348.60) | (242,348.60) | (242,348.60) | (242,348.60) | (242,348.60) | (242,348.60) |
| (18,900.00) | (18,900.00) | (18,900.00) | (18,900.00) | (18,900.00) | (18,900.00) |
| (36,000.00) | (36,000.00) | (36,000.00) | (36,000.00) | (36,000.00) | (36,000.00) |
| (20,690.39) | (20,690.39) | (20,690.39) | (20,690.39) | (20,690.39) | (20,690.39) |
| (32,805.00) | (32,805.00) | (32,805.00) | (32,805.00) | (32,805.00) | (32,805.00) |
| (68,650.00) | (68,650.00) | (68,650.00) | (68,650.00) | (68,650.00) | (68,650.00) |
| (6,885,082.24) | (6,885,082.24) | (6,885,082.24) | (6,885,082.24) | (6,885,082.24) | (6,885,082.24) |
| (189,754.78) | (189,754.78) | (189,754.78) | (189,754.78) | (189,754.78) | (189,754.78) |
| (84,000.00) | (84,000.00) | (84,000.00) | (84,000.00) | (84,000.00) | (84,000.00) |
| (75,272,281.24) | (75,415,883.42) | (75,429,589.22) | (75,500,950.03) | (76,227,898.83) | (75,210,928.24) |
| | | | | | - |
| 18,367,743.77 | 18,483,735.50 | 18,599,763.96 | 18,715,706.90 | 18,837,888.21 | 18,137,548.75 |

| | | | | | |
|-------------------------|-------------------------|-------------------------|-------------------------|-------------------------|-------------------------|
| (115,769,662.50) | (115,913,192.10) | (115,781,845.59) | (115,833,239.61) | (109,105,249.67) | (114,482,108.07) |
| (116,011,559.42) | (116,180,310.42) | (116,053,449.31) | (116,089,733.53) | (109,370,160.99) | |
| (374,713,200.43) | (375,906,787.68) | (377,227,644.03) | (378,358,057.57) | (372,271,501.69) | (375,443,567.98) |
| (384,463,593.01) | (384,801,389.40) | (386,721,820.26) | (388,922,982.95) | (381,877,320.24) | |

| | 1 | 2 | 3 | 4 | 5 | 6 | 7 | 8 | 9 | 10 | |
|--------------------------------|------------------------------------|---------------------|---------------------|---------------------|---------------------|---------------------|---------------------|---------------------|---------------------|---------------------|---------------------|
| | Jan-22 | Feb-22 | Mar-22 | Apr-22 | May-22 | Jun-22 | Jul-22 | Aug-22 | Sep-22 | Oct-22 | |
| Water Sales | | | | | | | | | | | |
| 461000 | WATER SALES: BILLED REVENUE | (2,235,799.59) | (2,001,064.14) | (2,007,954.32) | (2,195,036.94) | (2,064,305.72) | (2,679,954.86) | (3,721,511.71) | (3,442,880.85) | (3,853,513.46) | (2,616,920.56) |
| 461001 | WATER SALES BILLED RECOUPMENT | (84,199.86) | (82,430.74) | (82,081.10) | (82,964.93) | (82,276.18) | (81,365.66) | (80,995.63) | (76,418.65) | (79,719.89) | (38,552.07) |
| 461100 | WATER SALES: UNBILLED REVENUE | 299,952.00 | (9,431.00) | (179,351.00) | 395,417.00 | (475,851.00) | (765,978.00) | 58,589.00 | (511,438.00) | 841,725.00 | 198,749.00 |
| 461200 | WATER SALES-UNBILLED RECOUPMNT | 84,199.86 | 82,430.74 | 82,081.10 | 82,964.93 | 82,276.18 | 81,365.66 | 80,995.63 | 76,418.65 | 79,719.89 | 38,552.07 |
| 471100 | QCPAC SURCHARGE | (105,266.25) | (285,262.14) | 92,918.20 | (104,655.11) | (137,722.15) | (171,371.13) | (228,244.16) | (212,614.65) | (235,317.96) | (167,981.15) |
| 471105 | QCPAC BILLED RECOUPMENT | - | - | (378,878.88) | (192,232.12) | (191,359.77) | (190,689.45) | (189,426.74) | (182,367.16) | (179,626.78) | (177,210.74) |
| 471110 | QCPAC UNBILLED RECOUPMENT | - | - | 378,878.88 | 192,232.12 | 191,359.77 | 190,689.45 | 189,426.74 | 182,367.16 | 179,626.78 | 177,210.74 |
| 471115 | QCPAC BILLED RECOUPMENT-2020 | - | - | - | - | (179,962.90) | (179,624.22) | (178,526.02) | (190.52) | (73.48) | (16.27) |
| 471120 | QCPAC UNBILLED RECOUPMENT-2020 | - | - | - | (538,647.79) | 179,962.90 | 179,624.22 | 178,526.02 | 190.52 | 73.48 | 16.27 |
| 471125 | QCPAC BILLED RECOUPMENT-2021 | - | - | - | - | - | - | - | - | - | - |
| 471130 | QCPAC UNBILLED RECOUPMENT-2021 | - | - | - | - | - | - | - | - | - | - |
| 471135 | BILLED RECOUPMENT: MISCELLANEOUS | - | - | - | - | - | - | - | - | - | - |
| 471140 | UNBILLED RECOUPMENT: MISCELLANEOUS | - | - | - | - | - | - | - | - | - | - |
| 467000 | INTERCONNECT - PEU | - | - | - | - | - | - | - | - | - | - |
| 460200 | CBFRR REVENUES | (644,086.00) | (644,086.00) | (644,086.00) | (644,086.00) | (644,086.00) | (644,086.00) | (644,086.00) | (644,086.00) | (644,086.00) | (644,086.00) |
| 460998 | CBFRR REVENUES - CONTRA | 644,086.00 | 644,086.00 | 644,086.00 | 644,086.00 | 644,086.00 | 644,086.00 | 644,086.00 | 644,086.00 | 644,086.00 | 644,086.00 |
| 462000 | FIRE PROTECTION REVENUE | (508,303.35) | (508,237.81) | (508,041.05) | (484,593.67) | (509,269.73) | (509,778.14) | (510,251.04) | (510,848.94) | (511,470.82) | (510,999.38) |
| | | 2,549,417.19 | 2,803,995.09 | 2,602,428.17 | 2,927,516.51 | 3,187,148.60 | 4,127,082.13 | 4,401,417.91 | 4,677,782.44 | 3,758,577.24 | 3,097,152.09 |
| 466000 | WATER SALES FOR RESALE | - | - | - | (405.00) | (2,727.00) | (4,428.00) | (3,456.00) | (1,863.00) | (2,295.00) | (3,915.00) |
| Other Operating Revenue | | | | | | | | | | | |
| 415200 | JOBGING REVENUE | (46,793.77) | (15,251.08) | (22,100.43) | (26,009.54) | (31,774.41) | (47,568.36) | (27,439.12) | (42,376.01) | (31,279.31) | (28,654.05) |
| 474001 | FINANCE CHARGES | - | - | - | - | - | - | - | - | - | - |
| 471300 | MISC OPERATING REVENUE | (5,109.00) | (4,248.00) | (3,450.00) | (4,556.00) | (7,482.00) | (7,271.00) | (9,025.00) | (8,991.00) | (9,135.00) | (7,939.52) |
| 416000 | JOBGING EXPENSE | 12,762.46 | 10,080.96 | 14,525.24 | 10,844.80 | 18,930.76 | 24,683.12 | 12,738.21 | 24,002.74 | 16,612.14 | 14,604.57 |
| 472600 | LEASE INCOME | (1,071.66) | (1,071.66) | (1,071.66) | (1,071.66) | (1,071.66) | (1,071.66) | (1,071.66) | (1,071.66) | (1,071.66) | (1,071.66) |
| 474000 | OTHER WATER REVENUE | (9,376.84) | (10,129.24) | (10,116.48) | (10,151.68) | (10,159.16) | (10,165.32) | (10,180.72) | (11,102.88) | (11,098.08) | (11,100.00) |
| 474100 | OTHER REVENUE: SOLAR REBATE | - | - | - | - | - | - | - | - | - | - |
| | | 49,588.81 | 20,619.02 | 22,213.33 | 30,944.08 | 31,556.47 | 41,393.22 | 34,978.29 | 39,538.81 | 35,971.91 | 34,160.66 |
| | Total Revenues | 2,599,006.00 | 2,824,614.11 | 2,624,641.50 | 2,958,865.59 | 3,221,432.07 | 4,172,903.35 | 4,439,852.20 | 4,719,184.25 | 3,796,844.15 | 3,135,227.75 |
| Production Expenses | | | | | | | | | | | |
| 601100 | OTHER PROD LABOR: CORE | 8,309.67 | 4,534.13 | 6,518.30 | 4,443.04 | 6,364.51 | 8,977.67 | 7,181.36 | 5,558.12 | 3,639.97 | 4,015.23 |
| 601101 | OTHER PROD LABOR: COMM SYSTEMS | - | - | - | - | - | - | - | - | - | - |
| 601500 | OTHER PROD LABOR:SRCE/SUPPLY | 2,172.17 | 1,867.20 | 1,459.29 | 2,071.39 | 1,688.29 | 1,911.39 | 2,541.20 | 3,826.78 | 1,871.30 | 4,006.58 |
| 602000 | PURCH WATER: MILFORD-BARTLETT | 189.13 | 189.13 | 246.80 | 246.80 | 246.80 | 181.16 | (2,265.68) | 181.16 | 135.10 | 930.39 |
| 602400 | PURCHASED WATER: DREW WOODS | 8,881.75 | 8,881.75 | 11,323.23 | 11,323.23 | 11,323.23 | 11,323.23 | 16,352.63 | 16,352.63 | 23,960.07 | 11,584.30 |
| 602500 | PURCH WATER: GREATBROOK | 754.11 | 677.61 | 677.61 | 677.61 | 1,131.45 | 745.83 | 745.83 | 751.14 | 759.79 | 751.14 |
| 602502 | PURCH WATER: LITTLE POND | 6,344.12 | - | 2,863.50 | 2,960.94 | 3,659.26 | 6,322.62 | 7,410.70 | 9,440.70 | 9,911.66 | 7,784.22 |
| 602550 | PURCH WATER: SOUHEGAN WOODS | 273.25 | 966.93 | 966.93 | (2,207.11) | (1,886.35) | - | - | 1,197.14 | 11,642.67 | 1,197.14 |
| 602600 | PURCH WATER: GREENFIELD | 8,366.04 | 6,337.04 | 6,337.04 | 20,253.21 | 16,889.18 | 16,889.18 | (9,544.50) | 22,296.40 | 22,296.40 | 9,846.86 |
| 602670 | PURCH WATER: DONALD STREET | 9,585.36 | - | 4,482.18 | 4,233.78 | 4,606.38 | 12,306.78 | 15,908.58 | 20,255.58 | 21,124.98 | 13,797.18 |
| 602675 | PURCH WATER:FEDERAL HL-MILFORD | 2,848.81 | 633.19 | 636.19 | 1,435.60 | 1,056.43 | 1,056.43 | 1,153.78 | 1,153.78 | 1,153.78 | 702.87 |
| 602680 | PURCHASED WTR: ASHLEY COMMONS | 404.34 | 402.64 | 402.64 | 402.64 | 483.43 | 483.43 | (19.41) | 437.50 | 534.29 | 437.50 |
| 602900 | PURCH WATER: FRANCOUER TRUCKS | - | - | - | - | 1,738.50 | - | 4,006.00 | - | 515.00 | - |
| 603100 | OTHER PROD MATERIAL & EXPENSE | 201.61 | - | (6.80) | 98.97 | - | - | - | - | 17.11 | 8.95 |
| 603101 | TRT PLANT: OFFICE SUPPLIES | 833.34 | 1,843.42 | 464.30 | 965.58 | 1,747.58 | 1,549.71 | 391.38 | 1,131.50 | 645.07 | 49.77 |
| 610200 | SUPERINTENDENCE - WTP | 21,733.99 | 19,730.28 | 24,290.91 | 20,741.51 | 21,557.97 | 20,887.93 | 20,018.52 | 22,329.20 | 22,867.10 | 20,129.87 |

| | | | | | | | | | | | |
|--------|---------------------------------|-----------|-----------|-----------|-----------|------------|-----------|-----------|------------|-----------|------------|
| 610300 | OFFICE SALARIES & WAGES: WTP | 16,140.48 | 14,808.76 | 18,603.29 | 16,990.48 | 17,938.36 | 17,463.13 | 18,429.53 | 19,840.04 | 19,071.97 | 15,179.62 |
| 623100 | POWER PURCHASED: TRT PLT ELEC | 66,224.15 | 41,274.41 | 50,160.18 | 50,861.53 | 84,298.13 | 88,868.22 | 97,582.50 | 102,821.40 | 64,508.75 | 65,102.85 |
| 623102 | POWER PURCHASED: BT ELECTRIC | 314.64 | 456.75 | 348.90 | 184.92 | 482.66 | 178.80 | 155.31 | 156.38 | 150.08 | 158.06 |
| 623103 | POWER PURCHASED: AVD ELECTRIC | 128.52 | 157.65 | 193.71 | 84.75 | 307.34 | 194.28 | 176.28 | 173.71 | 166.31 | 169.87 |
| 623110 | POWER PURCHASED: ATHERTON COMM | 265.93 | 333.87 | 248.03 | 52.15 | 132.74 | 115.85 | 115.85 | 119.77 | 86.66 | 38.74 |
| 623112 | POWER PURCHASED: RICHARDSON | - | - | - | - | - | - | - | - | - | - |
| 623113 | POWER PURCHASED: HI-LO | 542.39 | 503.27 | 573.14 | 542.13 | 420.26 | 273.56 | 168.89 | 148.38 | 131.04 | 121.46 |
| 623114 | POWER PURCHASED: TWIN RIDGE | 2,261.15 | 2,204.53 | 1,935.56 | 1,111.87 | 1,012.62 | 731.66 | 761.08 | 669.36 | 669.00 | 680.26 |
| 623115 | POWER PURCHASED: DREW | 2,343.86 | 2,493.15 | 2,125.12 | 1,855.49 | 1,898.36 | 3,085.80 | 3,749.37 | 3,748.91 | 3,192.46 | 2,772.88 |
| 623116 | POWER PURCHASED: GLENN RIDGE | 1,238.68 | 1,313.62 | 1,302.62 | 1,097.59 | 1,090.45 | 603.62 | 666.83 | 556.77 | 480.50 | 586.34 |
| 623117 | POWER PURCHASED: ASHLEY COMMON | - | - | - | - | - | - | - | - | - | - |
| 623118 | POWER PURCHASED: BEDFORD | - | - | - | - | - | - | - | - | - | - |
| 623119 | POWER PURCHASED: GREATBROOK | - | - | - | - | - | - | - | - | - | - |
| 623120 | POWER PURCHASED: MAPLE HAVEN | 1,032.33 | 1,011.53 | 987.36 | 721.51 | 675.37 | 597.38 | 538.73 | 488.81 | 441.37 | 374.59 |
| 623121 | POWER PURCHASED: GLENWDLANDS | 657.58 | 659.22 | 772.56 | 666.47 | 617.25 | 433.87 | 394.42 | 388.08 | 345.86 | 392.09 |
| 623122 | POWER PURCHASED: COUNTY RD-BDF | 1,785.15 | - | - | - | 6,911.20 | 986.30 | 1,110.40 | 1,010.97 | 1,034.31 | 939.32 |
| 623123 | POWER PURCHASED: BOWERS LANDING | 931.68 | 1,072.96 | 968.26 | 936.75 | 476.49 | 502.54 | 456.03 | 519.99 | 603.17 | 1,338.97 |
| 623124 | POWER PURCH: PILGRIM CR-NASHUA | 701.59 | 719.19 | 688.87 | 578.45 | 454.71 | 331.56 | 276.83 | 232.32 | 215.67 | 272.73 |
| 623200 | POWER PURCHASED: MERR RIVER | 34,930.37 | 11,727.89 | 27,921.54 | 28,381.26 | 41,565.84 | 54,600.64 | 55,279.29 | 56,219.42 | 51,754.52 | 51,403.60 |
| 623210 | POWER PURCHASED: SNOW STA GAS | 57.06 | 55.16 | 55.16 | 60.86 | 57.06 | 62.77 | 55.16 | 55.83 | 70.66 | 63.38 |
| 623211 | BOOSTER STAT: TIMB - ELECTRIC | 9,272.98 | 7,897.86 | 7,896.01 | 7,314.95 | 8,049.03 | 10,851.41 | 11,746.55 | 12,399.06 | 10,578.55 | 9,010.57 |
| 623212 | BOOSTER STAT: ARMORY-ELECTRIC | 1,113.49 | 1,149.42 | 1,192.93 | 1,062.53 | 826.28 | 910.72 | 959.73 | 1,110.07 | 1,075.45 | 1,047.05 |
| 623240 | POWER PURCHASED: FOUNDERS VIL | 1,083.32 | 1,293.72 | 1,094.18 | 442.50 | 2,236.35 | 2,169.08 | 918.57 | 852.05 | 648.32 | 568.43 |
| 623252 | BOOSTER STAT: BADGER HILL-ELEC | 2,509.79 | 2,257.38 | 2,147.47 | 2,027.00 | 2,548.93 | 2,345.94 | 2,429.23 | 2,347.99 | 2,127.63 | 1,923.09 |
| 623278 | BOOSTER STAT: BOWERS LAND:ELEC | - | - | - | - | - | - | - | - | - | - |
| 623350 | BOOSTER STAT: COBURN ELECTRIC | 1,346.09 | 1,536.80 | 1,433.42 | 659.56 | 2,204.30 | 1,867.55 | 1,831.27 | 2,035.59 | 1,774.91 | 1,759.32 |
| 623362 | BOOSTER STAT: CABOT PRES-ELEC | 687.98 | 765.71 | - | 482.68 | 899.07 | 654.02 | 1,039.06 | 856.25 | 716.83 | 384.66 |
| 623372 | BOOSTER STAT: VALLEFIELD-ELEC | 1,496.02 | 1,420.96 | 1,304.67 | 768.82 | 780.28 | 418.30 | 317.79 | 311.39 | 310.00 | 317.26 |
| 623403 | BOOSTER STAT: ENGLISH WDS-ELEC | 580.22 | 565.48 | 577.87 | 587.25 | 300.68 | 298.97 | 359.96 | 336.17 | 311.61 | 212.47 |
| 623428 | BOOSTER STAT: INDIAN RCK-ELECT | 557.98 | 629.58 | 497.13 | 100.20 | 230.88 | 250.60 | 267.56 | 259.51 | 157.76 | 150.30 |
| 623450 | BOOSTER STAT: PWDR HILL-ELEC | 1,918.84 | 2,335.17 | 1,761.43 | 1,315.65 | 1,696.42 | 2,245.67 | 2,790.91 | 2,606.35 | 2,117.38 | 1,526.66 |
| 623478 | BOOSTER STAT: FEDERAL HILL-ELEC | 1,071.72 | 1,116.37 | 992.53 | 554.97 | 354.00 | 718.19 | 640.93 | 196.29 | 508.74 | 300.44 |
| 623500 | BOOSTER STAT: PINE HILL-ELECT | 1,473.61 | 3,182.16 | 1,643.96 | 1,301.37 | 4,260.57 | 3,700.49 | 3,034.75 | 3,062.70 | 3,017.72 | 1,492.38 |
| 623550 | BOOSTER STAT: AUTUMN WDS-ELEC | 1,990.20 | 1,729.53 | 1,871.91 | 1,199.63 | 559.96 | 638.43 | 991.22 | 914.64 | 834.38 | 714.43 |
| 623653 | BOOSTER STAT: SOUHEGAN WDS-ELEC | 1,014.62 | 1,129.44 | 1,029.13 | 479.09 | 1,439.84 | 1,128.35 | 1,023.53 | 993.85 | 887.78 | 946.02 |
| 623672 | BOOSTER STAT: DONALD ST-ELEC | 1,644.70 | 1,596.35 | 1,458.95 | 1,400.60 | 2,273.18 | 2,824.45 | 3,560.92 | 3,331.28 | 2,669.53 | 1,581.89 |
| 623702 | BOOSTER STAT: ORCHARD-ELECTRIC | 1,030.54 | 974.00 | 943.69 | 577.25 | 380.52 | 329.56 | 277.34 | 273.89 | 273.43 | 251.40 |
| 623751 | BOOSTER STAT: SKY MEADOW-ELEC | 1,580.95 | 1,600.09 | 1,697.13 | 1,616.68 | 1,616.58 | 1,801.41 | 2,118.30 | 1,926.12 | 2,081.57 | 1,587.97 |
| 623772 | BOOSTER STAT: GREAT BAY - ELEC | 1,017.22 | 1,007.43 | 1,648.85 | 920.51 | 682.57 | 444.82 | 499.46 | 598.48 | 422.40 | 520.11 |
| 623810 | BOOSTER STAT: DUNSTABLE-ELEC | 1,744.90 | 1,830.14 | 1,736.68 | 1,566.26 | 1,402.44 | 4,739.42 | 6,170.01 | 6,536.46 | 4,722.83 | 3,058.52 |
| 623851 | BOOSTER STAT: KESSLER-ELECTRIC | 372.79 | 382.35 | 375.02 | 350.52 | 347.39 | 177.32 | 169.27 | 145.91 | 162.16 | 158.23 |
| 623861 | BOOSTER STAT: SHAKESPEAR -ELEC | 1,080.51 | 1,060.04 | 1,144.27 | 1,073.70 | 683.63 | 507.27 | 681.52 | 720.89 | 647.12 | 437.64 |
| 623892 | BOOSTER STAT: SWEET HILL-ELECT | 851.15 | 795.80 | 740.51 | 457.89 | 245.76 | 314.40 | 350.73 | 348.00 | 341.81 | 313.37 |
| 623962 | BOOSTER STAT: MILFORD ELECTRIC | 1,849.21 | 2,083.96 | 1,575.96 | 1,417.35 | 2,298.57 | 5,472.93 | 5,689.62 | 3,337.85 | 1,801.13 | 1,749.82 |
| 623971 | BOOSTER STAT: SOUHEGAN - ELEC | 1,185.45 | 959.69 | 901.50 | 896.41 | 1,399.44 | 1,639.95 | 1,761.66 | 1,740.76 | 1,388.81 | 891.59 |
| 623975 | BOOSTER STAT: PILGRIM HL-ELECT | 231.04 | 280.42 | 227.96 | 78.91 | 276.38 | 220.32 | 211.87 | 193.87 | 171.02 | 163.46 |
| 623976 | BOOSTER STAT: TARA HEIGHTS | 1,248.83 | 3,265.84 | 3,079.79 | 2,839.83 | (4,947.16) | 482.43 | 456.63 | 434.98 | 434.84 | 422.76 |
| 623990 | BOOSTER STAT: E STREET ELECT | 1,790.02 | 1,625.14 | 1,697.03 | 1,629.41 | 1,432.48 | 1,600.43 | 2,010.94 | 2,357.78 | 2,765.34 | 1,740.31 |
| 623998 | SOLAR POWER REBATE | - | - | - | - | - | - | - | - | - | (1,811.42) |
| 623999 | POWER PURCHASED: CONSULTING | 165.00 | 165.00 | 165.00 | - | 165.00 | 165.00 | 165.00 | 165.00 | 165.00 | 165.00 |
| 624100 | OPER LABOR: TREATMENT PLANT | 28,259.11 | 28,258.26 | 29,177.63 | 26,095.71 | 27,074.69 | 25,941.58 | 28,565.34 | 27,458.93 | 26,931.30 | 28,811.08 |
| 626100 | OPER EXP T PLANT: MAT & EXP | 662.68 | 483.37 | 1,306.11 | 905.54 | 600.39 | 791.09 | 756.30 | 1,037.12 | 979.29 | 1,569.12 |
| 626110 | OPER EXP T PLANT: GAS/OIL | 8,076.19 | 8,905.69 | 8,208.79 | 6,367.10 | 2,355.06 | 755.92 | 360.00 | 291.62 | 373.55 | 579.68 |
| 626120 | OPER EXP T PLANT: PHONE | 698.35 | 728.86 | 718.66 | 718.04 | 717.99 | 704.64 | 933.62 | 1,178.25 | 1,009.13 | 945.77 |
| 626122 | OPER EXP T PLANT: HOUSEKEEPING | 147.65 | - | 79.87 | 187.30 | 182.53 | 285.41 | 249.61 | 88.61 | - | 68.41 |
| 626130 | OPER EXP WTP: SMALL TOOLS | 67.98 | - | 88.96 | 598.90 | 1,523.39 | 20.58 | 413.86 | 2,154.40 | 368.99 | 647.99 |

| | | | | | | | | | | | |
|--------|--------------------------------|-------------|-------------|-------------|-------------|-------------|-------------|-------------|-------------|-------------|-------------|
| 626200 | OPER EXP SNOW STA: MAT & EXP | - | - | - | - | - | - | - | - | - | - |
| 626300 | OPER EXP MERR RIVER: MAT & EXP | - | - | - | - | - | - | - | - | - | - |
| 631100 | MAINT STRUCT:T PLANT/D&M/SNOW | 4,847.72 | 4,569.67 | 4,660.07 | 6,986.60 | 1,607.17 | 3,212.45 | 5,040.88 | 21,576.65 | 1,651.26 | 1,960.38 |
| 631101 | MAINT STRUCT:COMM SYS/BOOSTERS | - | - | 77.07 | - | 19.98 | 36.92 | - | - | - | - |
| 631102 | MAINT OF STRUCT: CORE BOOSTERS | 444.86 | - | - | - | 2,353.39 | - | 731.56 | - | - | - |
| 631200 | MAINT STRUCT: SNOW STATION | - | - | - | - | - | - | - | - | - | - |
| 631500 | MAINT STRUCT: SRCE/SUPPLY | 3,354.92 | 2,492.37 | 159.06 | - | 167.80 | 192.48 | 249.79 | 10,011.50 | - | 450.00 |
| 633100 | MAINT PUMP EQUIP:TREATMENT PLT | 661.76 | 3,472.44 | 450.00 | 11,791.01 | 1,936.45 | 562.88 | 550.00 | 574.80 | 7,003.60 | 842.63 |
| 633106 | MAINT PUMP EQUIP: CORE SYSTEMS | - | 100.00 | 100.00 | 100.00 | 100.00 | 100.00 | 241.91 | 4,971.66 | 100.00 | 555.28 |
| 633110 | MAINT OF PUMP EQUIP: COMM SYS | - | 1,605.22 | - | 36.76 | - | 405.01 | - | - | - | - |
| 633140 | MAINT CORE BOOSTER STAT: PHONE | - | - | - | - | - | - | - | - | - | - |
| 633150 | MAINT COMM BOOSTER STAT:PHONE | - | - | - | - | - | - | - | - | - | - |
| 633155 | MAIN COM BOOST ST:GAS/OIL/PROP | - | - | - | - | 2,624.01 | - | - | 6.31 | 1,469.26 | 535.74 |
| 633160 | MAINT CORE BOOST:GAS/OIL/PROP | 360.93 | 2,900.25 | 363.99 | 1,249.55 | 237.69 | 179.20 | 5.54 | 3.11 | 3,061.14 | 11.84 |
| 652300 | PWW-DUTY PAY (WTP) | 2,782.85 | 3,062.08 | 3,183.25 | 2,804.69 | 3,076.96 | 2,987.81 | 2,974.87 | 3,376.86 | 3,120.53 | 2,636.87 |
| 633198 | BOOST STAT GEN MAINT: COM SYS | 14,565.82 | 10,705.27 | 25,494.79 | 12,388.80 | 20,707.60 | 16,497.61 | 17,760.87 | 17,411.70 | 18,953.72 | 14,660.74 |
| 633199 | BOOSTER STATION GENERAL MAINT | 3,945.03 | 4,400.34 | 2,579.06 | 4,229.63 | 3,629.34 | 4,477.14 | 4,862.05 | 5,713.63 | 7,176.08 | 3,961.41 |
| 641110 | CHLORINE: TREATMENT PLANT | 4,743.81 | 3,713.55 | 5,096.68 | 4,354.88 | 7,394.93 | 9,935.89 | 11,793.01 | 12,845.45 | 8,252.05 | 6,692.02 |
| 641111 | CHLORINE: COMMUNITY SYSTEMS | - | 70.24 | - | - | - | - | - | - | - | - |
| 641120 | FERRIC CHLORIDE | 42,725.76 | 37,866.53 | 48,195.30 | 38,587.02 | 64,297.08 | 77,569.88 | 86,570.34 | 85,609.54 | 58,982.31 | 50,305.53 |
| 641130 | AMMONIUM SULFATE-COMM SYSTEMS | - | - | - | - | - | - | - | - | - | - |
| 641140 | POLYMERS | 1,582.82 | 989.26 | 1,187.11 | 1,187.11 | 1,582.82 | 2,077.45 | 1,780.67 | 2,671.00 | 1,932.82 | 1,478.04 |
| 641150 | CARBON DIOXIDE: GAS - CORE | - | - | - | - | - | - | - | - | - | - |
| 641160 | CORROSION INHIBITOR | 4,840.18 | 4,254.61 | 4,721.58 | 4,321.32 | 5,396.10 | 11,552.34 | 9,980.21 | 13,152.54 | 9,180.11 | 7,118.18 |
| 641161 | ZINC ORTHOPHOSPHATE-COMM SYS | - | - | - | - | - | - | - | - | - | - |
| 641165 | CHEMICALS: BON TERRAIN | - | - | - | - | - | - | - | - | - | - |
| 641170 | MISC TREATMENT CHEMICALS | - | - | - | - | - | - | - | - | - | - |
| 641190 | TKPP DRY | 2,239.22 | 1,727.40 | 2,175.24 | 4,405.01 | 6,118.07 | 7,464.05 | 9,084.06 | 8,950.47 | 6,679.46 | 5,480.16 |
| 641191 | ARSENIC MEDIA REPLACEMENT | 6,738.30 | - | - | - | - | - | - | 7,553.82 | - | - |
| 641201 | POLYPHOSPHATE: CORE | - | - | - | - | - | 336.85 | 1,531.16 | 765.58 | 581.85 | 520.59 |
| 641203 | POTASSIUM PERMAGATE | - | 162.99 | - | - | - | 162.99 | - | - | - | - |
| 641205 | SODIUM HYDROXIDE | 23,587.60 | 21,715.90 | 50,818.92 | 29,683.38 | 60,781.07 | 77,699.21 | 93,250.21 | 78,324.12 | 53,990.41 | 43,176.99 |
| 641206 | SALT | 945.52 | 1,014.71 | 691.70 | 405.09 | 416.66 | 1,082.34 | 2,396.60 | 814.97 | 1,063.00 | 1,134.12 |
| 641210 | SODIUM HEXAMETAPHOSPHATE | - | - | - | - | - | - | - | - | - | - |
| 641212 | POT ASH | 945.28 | 577.67 | 420.13 | - | 1,620.00 | 1,560.00 | 1,680.00 | 1,706.32 | 1,584.44 | 1,803.45 |
| 641220 | POLYPHOSPHATE-COMM SYSTEMS | - | - | - | - | - | - | - | - | - | - |
| 641221 | POTASSIUM PERMAGATE-COMM SYS | - | - | - | - | - | - | - | - | - | - |
| 641222 | SODIUM HYDROXIDE-COMM SYSTEMS | - | - | - | - | - | - | - | - | - | - |
| 641223 | SALT - COMMUNITY SYSTEMS | - | - | - | - | 289.50 | - | - | 289.50 | - | - |
| 641225 | POT ASH - COMMUNITY SYSTEMS | - | - | - | - | - | - | - | - | - | - |
| 642100 | PURIFICATION LABOR | 23,443.67 | 22,198.27 | 25,600.31 | 24,830.82 | 26,937.09 | 26,987.84 | 25,245.69 | 24,901.26 | 29,492.86 | 26,387.95 |
| 642160 | MAINT PURIF EUIP: CAUSTIC | - | - | - | - | - | - | - | - | - | - |
| 642200 | LABORATORY EXPENSE | 4,905.24 | 5,644.48 | 9,232.25 | 8,091.21 | 4,923.88 | 7,379.22 | 1,675.59 | 8,733.10 | 6,526.67 | 5,707.83 |
| 642201 | LABORTORY EXP-COMMUNITY SYSTEM | - | - | - | - | 677.35 | - | 1,577.19 | - | - | - |
| 642205 | LAB EXPENSE:OUTSIDE TEST-CORE | 9,148.68 | 4,809.06 | 5,164.08 | 8,486.72 | 7,174.56 | 11,128.31 | 12,452.37 | 5,490.47 | 11,658.71 | 12,819.43 |
| 642210 | LAB EXP: OUTSIDE TEST-COMM SYS | 3,323.44 | 1,317.72 | 1,675.82 | 854.94 | 1,472.20 | 1,037.82 | 4,823.18 | 6,942.70 | 1,875.22 | 3,036.66 |
| 643000 | WTP - NON-UNION VEHICLES | 934.23 | 912.82 | 547.74 | - | 493.38 | 208.35 | 444.82 | 1,877.14 | 883.36 | 311.59 |
| 643001 | WTP - UNION TRUCKS | 7,705.76 | 3,656.98 | 2,664.23 | 5,704.31 | 3,671.25 | 7,900.70 | 14,190.82 | 8,756.55 | 10,416.49 | 5,733.40 |
| 643002 | WTP - FUEL PURCHASED | 8,177.29 | 10,960.70 | 9,988.56 | 10,808.20 | 10,984.37 | 13,262.82 | 12,167.66 | 11,652.91 | 9,783.32 | 7,410.34 |
| 643004 | TRANSPORTATION EXP:CREDITS WTP | (17,234.75) | (15,122.25) | (19,025.50) | (16,415.75) | (16,415.75) | (29,227.25) | (21,811.50) | (22,900.50) | (25,375.00) | (26,446.50) |
| 643005 | WTP-VEH REGISTRATION:NON-UNION | - | - | - | - | - | - | - | 906.00 | - | - |
| 643006 | WTP-VEH REGISTRATION: UNION | - | - | 39.50 | - | - | - | 1,018.00 | 10,872.33 | (5,471.13) | 860.68 |
| 643007 | WTP-VEH REGISTRAT: TRAILERS | - | - | - | - | - | - | - | 408.00 | - | - |
| 643008 | WTP: TRAILERS | - | - | - | - | - | - | - | - | - | - |
| 652100 | MAINT PURIF EQU: TREAT PLANT | - | - | - | - | - | - | - | - | - | - |
| 652200 | MAINT PROC EQU: TRT PLANT | 4,425.86 | 8,733.71 | 13,072.08 | 9,602.65 | 13,306.97 | 12,040.59 | 7,180.73 | 16,524.13 | 11,660.96 | 12,968.52 |

| | | | | | | | | | | | | |
|--------|--------|---|-------------------|-------------------|-------------------|-------------------|-------------------|-------------------|-------------------|-------------------|-------------------|-------------------|
| | 652201 | MAINT PROC EQ: TP SLUDGE REMOV | 34,261.55 | 28,784.41 | 31,784.15 | 32,761.55 | 45,357.40 | 52,326.24 | 60,970.82 | 56,940.84 | 70,826.14 | 41,393.81 |
| | 652220 | MAINT OF PROC EQ: SCADA & OTHR | 2,797.78 | 717.30 | 2,555.50 | 1,731.34 | 1,023.05 | 2,347.70 | 1,043.30 | 1,845.75 | 1,085.50 | 3,009.89 |
| | 652221 | MAINT PROC EQUIP:SCADA-COM SYS | 1,832.72 | 520.69 | 744.39 | 632.54 | 632.54 | 702.54 | 702.54 | 702.54 | 737.54 | 737.54 |
| 662006 | 926610 | TRAINING EDUCATIONAL SEMINARS | 388.34 | 1,767.09 | 618.33 | 1,756.19 | 913.68 | 2,323.86 | 137.34 | 190.68 | 811.37 | 4,663.75 |
| | 926700 | VAC,HOL, BOOT ALLOW-TRT PLT | 14,247.20 | 27,962.30 | 22,642.02 | 29,556.40 | 24,720.79 | 26,969.35 | 21,158.49 | 16,135.76 | 25,485.89 | 23,077.29 |
| | | | 497,943.77 | 416,131.07 | 505,638.83 | 480,699.48 | 606,272.30 | 682,562.58 | 721,010.72 | 800,973.07 | 671,952.87 | 544,038.69 |
| | | Transmission & Distribution Expenses | | | | | | | | | | |
| | 660000 | SUPERINTENDENCE: OPERATIONS | 24,043.61 | 21,029.28 | 26,337.90 | 25,000.75 | 24,838.40 | 25,682.84 | 21,974.92 | 25,434.29 | 26,503.80 | 24,352.29 |
| | 660300 | OFFICE SALARIES & WAGES: OPS | 18,353.87 | 16,453.89 | 21,843.54 | 19,204.11 | 19,854.32 | 18,986.63 | 17,594.53 | 19,903.81 | 19,736.60 | 18,381.44 |
| | 662003 | MISC GEN EXPENSE/OPERATIONS | 482.84 | 6,589.73 | 3,406.99 | 9,262.06 | 151.93 | 6,539.38 | 9,890.60 | 5,773.79 | 6,550.16 | 12,012.93 |
| | 662004 | MISC T&D MATERIALS & SUPPLIES | 891.92 | 588.26 | 131.34 | 312.07 | 161.40 | 1,876.63 | 691.10 | 477.39 | 809.08 | 250.04 |
| | 662005 | MISC GEN EXP: OPS DOT PHYSICAL | 486.34 | 245.00 | 560.49 | 704.52 | 147.00 | 328.00 | 237.00 | 460.55 | 140.00 | 505.38 |
| | 662006 | TRAINING UNION | 510.37 | 771.19 | 3,575.76 | 11,116.72 | 2,286.67 | 2,500.13 | 2,021.44 | 1,741.79 | 5,824.39 | 8,165.72 |
| | 663100 | METER OPERATING LABOR & EXP | 12,216.92 | 15,410.26 | 24,437.45 | 14,371.20 | 23,650.22 | 21,758.51 | 16,674.37 | 19,209.90 | 17,782.55 | 17,222.06 |
| | 663101 | MOLE: METER REMOVAL | 93.80 | 457.83 | 2,261.42 | 4,240.40 | 1,994.45 | 281.40 | 301.41 | 348.89 | 457.52 | 3,438.61 |
| | 663102 | MOLE: DPAC | - | - | - | - | - | - | - | - | - | - |
| | 663200 | METER OPER LABOR & EXP-COM SYS | - | - | - | - | - | - | - | - | - | - |
| | 663201 | MOLE:METER REMOVAL-COMM SYSTEM | - | - | - | - | - | - | - | - | - | - |
| | 664200 | OTHER EXPENSE ON CUST PREMISIS | 767.10 | 373.07 | 609.52 | 184.46 | 1,445.98 | 2,205.50 | 566.99 | 4,968.39 | 3,725.29 | 1,880.26 |
| | 664201 | OTHER EXP ON CUST PREM-COM SYS | - | - | - | - | - | - | - | - | - | - |
| | 665000 | STORES EXPENSE | 4,945.58 | 4,215.40 | 4,486.39 | 4,004.63 | 4,772.44 | 4,712.22 | 4,064.85 | 4,817.60 | 6,116.12 | 11,040.77 |
| | 665087 | TRANS/EXP CONST/MAINT VEH #87 | - | - | - | - | - | - | - | - | - | - |
| | 665100 | SMALL TOOLS EXPENSE | 3,101.10 | 4,304.91 | 3,436.85 | 744.71 | 3,311.58 | 1,858.21 | 1,580.42 | 6,340.52 | 1,217.70 | 1,358.17 |
| | 665101 | OPS - UNION TRUCKS | 9,217.36 | 11,966.14 | 12,329.91 | 12,358.47 | 2,559.09 | 5,766.18 | 10,018.44 | 16,033.00 | 11,234.20 | 8,940.47 |
| | 665102 | OPS - NON-UNION VEHICLES | 539.21 | 143.12 | - | - | - | 1,934.36 | 122.41 | 1,336.20 | - | 255.29 |
| | 665103 | OPS - BOOM TRUCK | - | - | - | - | - | - | - | - | 145.88 | - |
| | 665104 | OPS - BACKHOES | 631.70 | 291.76 | 2,316.90 | 484.14 | - | 3,191.74 | 547.62 | - | 75.91 | - |
| | 665105 | OPS - DUMP TRUCKS | 6,715.80 | 4,780.81 | 1,607.87 | 2,238.50 | 1,711.47 | 1,226.81 | 8,949.54 | 4,372.48 | 1,504.21 | 6,381.06 |
| | 665106 | NORTH COUNTRY - UNION TRUCKS | - | - | - | - | - | - | - | - | - | - |
| | 665107 | NORTH COUNTRY - NON-UNION VEH | - | - | - | - | - | - | - | - | - | - |
| | 665108 | OPS - TRAILERS | 255.98 | 880.87 | 712.17 | - | - | 55.74 | - | 3,891.56 | - | 137.28 |
| | 665110 | OPS-VEH REGISTRAT:NON-UNION VE | - | - | - | - | - | - | - | 1,903.80 | - | - |
| | 665111 | OPS-VEH REGISTRAT:UNION TRUCKS | - | - | - | - | - | - | - | 11,987.36 | 1,872.00 | (37.60) |
| | 665112 | OPS-VEH REGISTRAT: BOOM TRUCK | - | - | - | - | - | - | - | 419.88 | - | - |
| | 665113 | OPS-VEH REGISTRAT: BACKHOES | - | - | - | - | - | - | - | 266.00 | - | - |
| | 665114 | OPS-VEH REGISTRAT: DUMP TRUCKS | - | - | - | - | - | - | - | 3,369.10 | - | - |
| | 665115 | OPS-VEH REGISTRAT:NC-NON-UNION | - | - | - | - | - | - | - | - | - | - |
| | 665116 | OPS-VEH REGISTRAT: NC-UNION | - | - | - | - | - | - | - | - | - | - |
| | 665117 | OPS-VEH REGISTRAT: TRAILERS | - | - | - | - | - | - | - | 3,576.30 | - | - |
| | 665118 | OPS-VEH REGISTRATION:COMPRESS | - | - | - | - | - | - | - | 78.00 | - | - |
| | 665119 | OPS: REGISTRATION-NC TRAILERS | - | - | - | - | - | - | - | - | - | - |
| | 665200 | TRANS/EXP PAC MAINT VEH #200 | - | - | - | - | - | - | - | - | - | - |
| | 665201 | TRANS/EXP PAC VEHICLE #201 | - | - | - | - | - | - | - | - | - | - |
| | 665250 | TRANS/EXP: MISCELLANEOUS | 12,611.01 | 7,785.14 | 13,054.84 | 10,929.11 | 1,116.27 | 11,787.02 | 8,040.69 | 8,032.61 | 6,700.91 | 9,619.78 |
| | 665400 | FUEL PURCHASED: GAS/DIESEL | 9,139.73 | 14,612.32 | 13,751.11 | 16,891.67 | 19,972.85 | 21,136.56 | 18,565.66 | 19,664.50 | 16,363.78 | 15,045.54 |
| | 665410 | MOTOR OIL | - | - | - | - | - | - | - | - | - | - |
| | 665480 | VACTOR MACHINE | - | - | - | - | - | - | - | - | - | - |
| | 665500 | COMPRESSOR EXPENSE | 455.68 | - | 1,109.59 | - | - | - | - | - | - | - |
| | 665700 | TRANS/EXP: CREDITS | - | - | - | - | - | - | - | - | - | - |
| | 665701 | TRANS/EXP TRUCK (CREDIT) | (52,801.00) | (49,617.00) | (60,881.75) | (61,754.25) | (72,361.25) | (57,974.75) | (67,335.00) | (73,528.25) | (58,252.25) | (55,107.00) |
| | 665702 | TRANS/EXP BACKHOE (CREDIT) | (2,865.00) | (3,157.50) | (3,720.00) | (2,295.00) | (3,382.50) | (2,336.25) | (4,341.75) | (5,701.50) | (4,998.00) | (4,877.25) |
| | 665703 | TRANS/EXP COMPRESSOR (CREDIT) | - | (1,539.00) | (826.50) | (1,225.50) | (912.00) | (627.00) | (721.00) | (1,222.00) | (634.50) | (681.50) |
| | 665999 | INVENTORY ADJUSTMENT | - | - | - | (367.88) | 35.94 | - | - | - | - | - |
| | 662007 | EMPLOYEE RELATIONS | 2,898.07 | 1,763.61 | 1,559.12 | 281.02 | 280.50 | 3,538.77 | 425.36 | 522.71 | 10,077.50 | 4,562.36 |
| | 673001 | MAINT MAINS: REPAIRS | 13,132.25 | 17,547.01 | 13,106.70 | 13,751.51 | 13,474.51 | 99,266.25 | 14,819.91 | 25,678.59 | 11,594.05 | 68,394.55 |
| | 673002 | MAINT MAINS: GATE PROGRAM | 12,549.38 | 1,183.20 | 16,423.15 | 17,643.46 | 56,467.31 | 35,761.89 | 43,343.55 | 37,118.97 | 26,767.00 | 21,031.71 |

| | | | | | | | | | | | |
|--------|--|-------------------|-------------------|-------------------|-------------------|-------------------|-------------------|-------------------|-------------------|-------------------|-------------------|
| 673003 | MAINT MAINS: FLUSHING LN | 2,669.49 | 1,748.48 | 5,359.16 | 24,377.90 | 63,773.52 | 29,740.27 | (2,093.80) | 1,626.65 | 1,783.29 | 9,105.79 |
| 673004 | MAINT GATES: INSPECTION | 1,450.30 | 7,981.14 | 15,725.59 | 2,266.43 | 1,768.44 | 13,955.44 | 11,957.98 | 19,540.29 | 13,988.34 | 11,655.29 |
| 673005 | MAINT GATES: INSPECTION | - | - | - | - | - | - | - | - | - | - |
| 673010 | MAINT MAINS:REPAIRS-COMM SYS | - | - | - | - | - | - | - | - | - | - |
| 673012 | MAINT MAINS:GATE PROG-COMM SYS | - | - | - | - | - | - | - | - | - | - |
| 673013 | MAINT MAINS:FLUSHING-COMM SYS | - | - | - | - | - | - | - | - | - | - |
| 673111 | UNION LABOR: CLEARING | (13,187.53) | 949.46 | 10,054.94 | 4,111.40 | 1,582.70 | (3,377.74) | 10,029.66 | (9,197.34) | 4,966.54 | (17,370.25) |
| 673140 | MAINT GATES-INSPECTIONS-COMSYS | - | - | - | - | - | - | - | - | - | - |
| 673222 | CONTRACTOR: CLEARING | 26,233.98 | (23,945.38) | (1,816.48) | 1,193.07 | 3,923.85 | 322.81 | 2,604.40 | 3,014.28 | (4,773.17) | (2,536.64) |
| 673900 | MAINT OF MAINS: W HOLLIS PRV | 16.21 | 16.21 | 16.21 | 16.21 | 16.21 | 16.21 | 16.21 | 16.22 | 16.21 | 16.21 |
| 675000 | MAINTENANCE: SERVICES | 21,730.08 | 23,961.06 | 24,400.26 | 21,667.24 | 43,972.73 | 56,004.53 | 38,985.23 | 61,781.41 | 37,389.11 | 152,048.03 |
| 675001 | MAINT: SERVICES - COMM SYSTEMS | - | - | - | - | - | - | - | - | - | - |
| 676000 | MAINTENANCE: METERS | 8,171.68 | 3,339.78 | 3,574.24 | 2,537.54 | 1,833.86 | 2,964.15 | 3,217.51 | 6,220.87 | 1,619.72 | 3,154.57 |
| 676001 | MAINT: METERS - COMM SYSTEMS | - | - | - | - | - | - | - | - | - | - |
| 677000 | MAINTENANCE: HYDRANTS | - | - | - | 82.50 | - | - | - | - | - | - |
| 677001 | MAINTENANCE: HYDRANTS-REPAIRS | 9,493.88 | 22,786.69 | 15,183.61 | 2,817.70 | 4,160.24 | 18,732.70 | 5,236.98 | 7,695.90 | 10,003.06 | 18,570.43 |
| 677002 | MAINTENANCE: HYDRANTS-PAINTING | - | - | 683.82 | - | 2,431.42 | 12,258.74 | 13,067.01 | 8,482.09 | 4,460.25 | 2,052.00 |
| 677003 | MAINTENANCE: HYDRANTS-INSPECTN | 9,541.77 | 8,868.19 | 6,854.76 | 451.05 | 352.09 | 9,261.22 | 20,463.08 | 4,375.01 | 7,166.67 | 13,111.04 |
| 677011 | MAINT: HYDRANTS-COMM SYSTEMS | - | - | - | - | - | - | - | - | - | - |
| 677012 | MAINT HYDRANTS:PAINT-COMM SYS | - | - | - | - | - | - | - | - | - | - |
| 662100 | PWW-DUTY PAY (WTP) | 3,316.31 | 3,499.26 | 3,560.85 | 3,322.64 | 3,681.35 | 4,151.48 | 3,364.77 | 3,958.80 | 3,564.50 | 3,065.87 |
| 677013 | MAINT HYDRANTS:INSPECT-COM SYS | - | - | - | - | - | - | - | - | - | - |
| 678000 | MONITOR CONTRACTORS MARKING | 8,885.84 | 7,327.80 | 19,481.73 | 16,098.19 | 12,112.20 | 14,854.43 | 13,263.09 | 20,090.57 | 15,243.50 | 12,125.13 |
| 678001 | MONITOR CONTR MARKING-COMM SYS | - | - | - | - | - | - | - | - | - | - |
| 678950 | MAINT: MISC GENERAL EQUIPMENT | 284.68 | 3,711.54 | 3,803.31 | 485.36 | 1,363.82 | 772.16 | 70.46 | 581.40 | 2,702.25 | 2,237.95 |
| 921200 | RENTAL EXP PARKING: WILL ST | - | - | - | - | - | - | - | - | - | - |
| 921300 | OFFICE SUPPLY & EXP- WILL ST | 2,808.51 | 1,252.70 | 1,852.10 | 822.92 | 663.73 | 2,996.14 | 1,460.91 | 1,156.97 | 1,286.04 | 2,082.49 |
| 921310 | OFFICE EXPENSE: WILL ST-GAS | 3,435.37 | 5,967.09 | 4,641.92 | 2,055.75 | 649.71 | 302.99 | 150.27 | 279.19 | 146.42 | 382.61 |
| 921320 | OFFICE EXPENSE: WILL ST-ELECT | 4,363.83 | 4,721.34 | 4,186.48 | 3,559.45 | 2,809.71 | 2,835.34 | 3,446.75 | 3,153.12 | 2,818.34 | 2,629.06 |
| 921330 | OFFICE EXPENSE: WILL ST-PHONE | 2,758.35 | 4,725.51 | 3,541.67 | 2,854.09 | 3,062.64 | 2,896.80 | 5,078.63 | 3,304.43 | 9,031.32 | (5,745.98) |
| 926002 | EMP BENEFIT-BOOTS,VAC,HOL-OPS | 26,627.21 | 26,763.66 | 23,737.49 | 29,619.18 | 39,444.69 | 29,083.93 | 44,281.73 | 38,651.17 | 38,316.34 | 28,613.24 |
| 950120 | MAINTENANCE: GARAGE | 22,920.39 | 21,537.82 | 13,331.43 | 6,213.53 | 9,538.19 | 14,804.91 | 8,158.18 | 10,396.35 | 13,420.31 | 13,182.43 |
| 950130 | MAINTENANCE: METER SHOP | - | - | - | - | - | - | - | - | - | - |
| | | 219,893.97 | 202,291.65 | 259,803.85 | 222,633.03 | 298,717.68 | 422,033.28 | 290,792.11 | 332,403.61 | 274,462.94 | 420,651.63 |
| | Engineering Expense | | | | | | | | | | |
| 660001 | ENGINEERING VEHICLES | (1,044.25) | 436.22 | 3,377.10 | 282.47 | 919.54 | 2,257.52 | 4,300.65 | 2,624.07 | 1,575.89 | 1,876.41 |
| 660002 | ENGINEERING - FUEL PURCHASED | 1,335.86 | 1,111.30 | 1,774.57 | 1,901.67 | 2,230.70 | 3,610.52 | 2,628.79 | 2,685.72 | 1,791.29 | 1,651.36 |
| 660003 | ENGINEERING-VEH REGISTRATION | - | - | 296.60 | - | - | - | - | 3,280.80 | - | - |
| 660200 | SALARIES & WAGES - ENGINEERING | 124,284.72 | 107,315.38 | 126,086.30 | 119,985.30 | 124,154.71 | 132,296.98 | 123,834.40 | 125,086.53 | 117,115.82 | 112,660.43 |
| 922000 | MISC EXP: TRNSF-CR (OVERHEAD) | (27,531.35) | (14,597.98) | (27,925.51) | (28,301.07) | (39,246.04) | (37,182.36) | (19,125.40) | (47,724.40) | (36,383.63) | (38,500.36) |
| 662001 | ENGINEERING DEPT: EXPENSE | 1,244.40 | 350.21 | 296.35 | 558.67 | 157.26 | 3,281.39 | 453.75 | 1,063.87 | 2,295.29 | 1,376.25 |
| | | 98,289.38 | 94,615.13 | 103,905.41 | 94,427.04 | 88,216.17 | 104,264.05 | 112,092.19 | 87,016.59 | 86,394.66 | 79,064.09 |
| | Customer Accounts & Collection Expenses | | | | | | | | | | |
| 902000 | CUSTOMER ORDS: COLLECTIONS | - | - | - | - | - | - | - | - | - | - |
| 903000 | CUSTOMER ORDS: COLLECTIONS | - | - | - | 607.66 | 2,104.82 | 2,112.40 | 1,531.58 | 2,438.13 | 2,564.82 | - |
| 902001 | METER READING | 4,843.03 | 2,343.92 | 4,374.97 | 3,578.02 | 1,452.99 | 1,361.22 | 1,626.30 | 1,605.80 | 1,969.33 | 2,163.64 |
| 902002 | WATER BAN: COMMUNITY SYSTEMS | - | - | - | - | - | - | - | - | - | - |
| 902003 | EMPLOY BENEF-BOOTS/VACA/HOL-CS | - | - | - | - | - | - | - | - | - | - |
| 902004 | SICK - CUST SERVICE - UNION | - | - | - | - | - | - | - | - | - | - |
| 903004 | SICK - CUST SERVICE - UNION | - | - | - | - | - | - | - | - | - | - |
| 902010 | CUST ORDS:COLLECTIONS-COM SYS | - | - | - | - | - | - | - | - | - | - |
| 902011 | METER READING: COMM SYSTEMS | - | - | - | - | - | - | - | - | - | - |
| 902096 | METER READING-EXCEPT: COMM SYS | - | - | - | - | - | - | - | - | - | - |
| 902097 | METER READING-TRANSF: COMM SYS | - | - | - | - | - | - | - | - | - | - |
| 902098 | METER READING: TRANSFERS | 1,269.63 | 986.75 | 860.23 | 1,116.48 | 3,116.50 | 2,791.27 | 3,230.68 | 3,560.39 | 3,148.22 | 2,482.99 |
| 902099 | METER READING: EXCEPTIONS | 436.37 | 997.32 | 397.41 | 367.88 | 780.52 | 674.93 | 1,511.13 | 1,005.01 | 1,124.75 | 1,074.41 |

| | | | | | | | | | | | |
|--------|---|-------------------|-------------------|-------------------|-------------------|-------------------|-------------------|-------------------|-------------------|-------------------|-------------------|
| 902100 | BILLING & ACCOUNTING | - | - | - | - | - | - | - | - | - | - |
| 903100 | BILLING & ACCOUNTING | 26,982.13 | 17,835.82 | 25,578.70 | 24,126.68 | 24,491.15 | 26,003.96 | 34,911.85 | 25,707.89 | 26,758.28 | 25,086.20 |
| 921140 | COURIER & EXPRESS MAIL EXPENSE | - | - | - | - | - | - | - | - | - | - |
| 930200 | PUBLIC RELATIONS | - | - | 3,015.53 | 1,071.10 | 19,351.92 | 5,843.15 | - | 2,953.47 | 2,366.44 | 25.20 |
| 902400 | WATER BAN | - | - | - | - | - | - | 3,207.32 | - | - | - |
| 920001 | WAGES: REVENUE & CUSTOMER OPER | 105,401.10 | 97,535.06 | 121,228.44 | 112,336.36 | 120,046.56 | 118,209.57 | 104,854.49 | 121,641.88 | 118,525.52 | 106,248.08 |
| 903003 | EMPLOYEE BENEFITS:BOOTS/VACATION | - | - | - | - | - | - | - | - | - | - |
| 904000 | UNCOLLECTABLE ACCOUNTS | 6,681.32 | 1,026.68 | 5,313.08 | 453.75 | 1,466.24 | 4,435.95 | 1,719.63 | 4,859.10 | (1,166.59) | (32.14) |
| | | 145,613.58 | 120,725.55 | 160,768.36 | 143,657.93 | 172,810.70 | 161,432.45 | 152,592.98 | 163,771.67 | 155,290.77 | 137,048.38 |
| | Administrative and General Expense | | | | | | | | | | |
| 920000 | SALARIES & WAGES - ADMIN | 16,610.34 | 16,071.07 | 18,112.89 | 17,098.27 | 18,110.03 | 15,968.25 | 15,610.21 | 16,503.68 | 16,800.99 | 15,491.94 |
| 920001 | WAGES: REVENUE & CUSTOMER OPER | - | - | - | - | - | - | - | - | - | - |
| 920002 | SALARIES & WAGES: ACCOUNTING | 60,699.46 | 54,624.62 | 66,072.59 | 62,498.87 | 66,198.19 | 67,962.10 | 61,699.88 | 62,987.16 | 65,592.91 | 61,271.72 |
| 920003 | SALARIES & WAGES: IS | - | - | - | - | - | - | - | - | - | - |
| 920004 | SALARIES & WAGES: PWS | 8,615.91 | 7,216.44 | 8,987.66 | 8,560.01 | 8,486.31 | 8,025.49 | 7,684.44 | 17,130.49 | 15,009.71 | 14,327.63 |
| 920005 | SALARIES & WAGES: PWS ADMIN | - | - | - | - | - | - | - | - | - | - |
| 920100 | OFFICERS SALARIES & WAGES | 47,070.13 | 44,723.62 | 43,121.16 | 43,270.08 | 47,862.02 | 51,996.02 | 40,795.72 | 41,920.67 | 47,091.53 | 46,370.85 |
| 920200 | OFFICER'S SALARIES TRXF OUT | - | - | - | - | - | - | - | - | - | - |
| 921000 | OFFICE SUPPLIES & EXPENSE | 1,719.81 | 1,111.50 | 1,160.28 | 1,732.61 | 1,984.09 | 3,459.52 | 1,620.41 | 4,329.17 | 4,316.89 | 2,162.52 |
| 921001 | TRANS/EXP MAIN OFFICE - VEH #1 | - | - | - | - | - | - | - | - | - | 364.22 |
| 921002 | SENIOR MANAGEMENT VEHICLES | - | - | - | - | 142.22 | - | - | - | - | - |
| 921003 | SENIOR MGMT - FUEL PURCHASED | 86.97 | 92.40 | 260.27 | 229.57 | 111.31 | 190.70 | 175.95 | 158.80 | 149.25 | 143.86 |
| 921004 | SENIOR MGMT-VEH REGISTRATION | - | - | - | - | - | - | - | - | 591.80 | - |
| 921130 | OFFICE EQUIP: RENTAL/LEASE EXP | 3,640.54 | 2,104.54 | 3,603.20 | 3,603.20 | 5,107.33 | 11,633.53 | 9,314.31 | 1,872.37 | 3,338.51 | 3,983.51 |
| 921131 | VEHICLE LEASES | - | - | - | - | - | - | - | - | - | - |
| 921133 | IT VEHICLE EXPENSE-FUEL | - | - | - | - | - | - | - | - | - | - |
| 921134 | IT VEHICLE EXPENSE-REGISTRATION | - | - | - | - | - | - | - | - | - | - |
| 921132 | IT VEHICLE EXPENSE | - | - | - | - | - | - | - | - | - | - |
| 921140 | COURIER & EXPRESS MAIL EXPENSE | - | - | - | - | - | - | - | - | - | - |
| 921150 | RENTAL EXPENSE: HECOP III | 27,499.56 | 27,500.00 | 27,500.00 | 27,500.00 | 27,500.00 | 27,500.00 | 27,500.00 | 27,500.00 | 27,500.00 | 27,500.00 |
| 921160 | OFFICE EXP: MANCHESTR ST-PHONE | - | - | - | - | - | - | - | - | - | - |
| 921170 | OFFICE EXPENSE: MANCH ST ELECT | - | - | - | - | - | - | - | - | - | - |
| 921180 | OFFICE EXPENSE: NASHUA ELECTRIC | 4,515.86 | 4,415.81 | 4,665.53 | 4,267.81 | 4,427.29 | 4,299.12 | 4,940.87 | 5,133.28 | 4,904.39 | 3,941.66 |
| 921190 | OFFICE EXPENSE: NASHUA OTHER UTIL | 2,588.73 | 3,369.77 | 2,232.82 | 1,944.72 | 1,483.24 | 358.51 | 414.75 | 668.58 | 187.82 | 752.30 |
| 922000 | MISC EXP: TRNSF-CR (OVERHEAD) | (390.55) | (646.39) | (1,717.84) | (587.91) | (1,749.67) | (821.91) | (1,618.49) | (1,557.63) | (2,371.13) | (2,393.14) |
| 922200 | LABOR: OVERHEAD | (84,742.66) | (83,333.79) | (93,191.05) | (101,124.88) | (92,224.43) | (84,337.30) | (75,398.12) | (94,698.36) | (79,608.28) | (71,716.58) |
| 923000 | OUTSIDE SERVICES | 34,510.31 | 32,232.09 | 28,938.37 | 38,462.32 | 43,789.82 | 29,996.48 | 26,379.54 | 22,985.74 | 28,066.02 | 44,161.60 |
| 924000 | INSURANCE EXPENSE | 59,004.53 | 61,182.26 | 55,535.67 | 59,397.36 | 6,845.47 | 59,397.15 | 59,397.11 | 59,390.21 | 59,381.86 | 60,279.93 |
| 926001 | OFFICER'S LIFE INSURANCE | 525.21 | 525.27 | 525.27 | 525.27 | 525.27 | 525.27 | 525.27 | 525.27 | 525.31 | 525.27 |
| 926100 | SICKNESS & FUNERAL PAY | - | - | - | - | - | - | - | - | - | - |
| 926200 | PENSION- DB PLAN | 134,192.75 | 134,192.75 | 134,192.75 | 134,192.75 | 134,192.75 | 134,192.75 | 134,192.75 | 134,192.75 | 134,192.75 | 134,192.75 |
| 926250 | GROUP PENSION: 401K | 23,287.80 | 23,015.15 | 22,601.71 | 29,407.18 | 24,381.33 | 24,510.16 | 30,836.09 | 24,741.71 | 30,287.33 | 24,159.20 |
| 926255 | EARLY RETIREE HEALTH EXPENSE | - | - | - | - | - | - | - | - | - | - |
| 926260 | POST-65 RETIREMENT HEALTH EXP | 31,806.75 | 31,806.75 | 31,806.75 | 31,806.75 | 31,806.75 | 31,806.75 | 31,806.75 | 31,806.75 | 31,806.75 | 31,806.75 |
| 926300 | EMPLOYEE SERVICE AWARDS | - | - | - | - | - | - | - | - | - | 250.00 |
| 926400 | GROUP HEALTH INSURANCE | 206,428.57 | 180,954.14 | 174,418.51 | 176,834.83 | 178,931.03 | 172,185.49 | 191,519.17 | 161,329.49 | 142,953.81 | 176,150.09 |
| 926401 | HEALTH INSURANCE:OPT OUT | - | - | - | - | - | 11,625.00 | - | - | - | - |
| 926410 | GROUP DENTAL | 18,568.69 | 18,797.46 | 18,675.00 | 19,495.86 | 19,416.23 | 19,852.71 | 19,787.97 | 19,347.13 | 19,208.52 | 19,266.24 |
| 926420 | GROUP LIFE/DISABILITY INSURANC | 3,354.28 | 3,276.78 | 3,254.28 | 3,286.99 | 3,061.28 | 3,110.28 | 3,413.28 | 3,413.28 | 3,413.28 | 3,415.28 |
| 926440 | EMPLOYEE BENEFITS/ SECTION 125 | - | - | - | - | - | - | - | - | - | - |
| 926500 | MISC EMPLOYEE BENEFITS | 301.25 | 423.75 | 311.25 | 211.25 | 410.22 | 253.50 | - | 253.50 | 253.50 | 1,383.01 |
| 926501 | MISC EMPLOYEE BENEFITS-WELLNESS | 1,120.00 | (412.93) | (81.55) | (65.24) | (27.96) | (34.95) | (21.21) | - | - | 81.95 |
| 926502 | MISC EMPLOYEE BENEFITS-ACTIVITIES | - | - | - | 98.54 | - | - | 647.05 | 799.55 | 4,114.07 | 3,851.62 |
| 926503 | MISC EMPLOYEE BENEFITS-SAFETY | 779.00 | 700.00 | - | - | 220.00 | - | - | 2,300.00 | - | - |
| 926505 | EMPLOYEE RELATIONS | - | - | 307.82 | - | 24.57 | - | - | 535.83 | - | - |
| 926600 | TUITION REIMBURSEMENTS | 1,050.00 | - | 5,821.00 | - | - | 3,191.00 | - | 4,200.00 | - | - |

| | | | | | | | | | | | |
|--------|------------------------------------|---------------------|---------------------|---------------------|---------------------|---------------------|---------------------|---------------------|---------------------|---------------------|---------------------|
| 926610 | TRAINING EDUCATIONAL SEMINARS | 1,576.92 | 1,240.92 | (3,699.93) | 1,311.92 | 1,849.38 | 5,675.00 | 4,966.68 | 1,765.81 | 2,275.00 | 8,842.00 |
| 926801 | SUP BEN: SUP EXE RETIRE PLAN | - | - | 18,617.00 | - | - | 24,844.00 | - | - | 22,024.00 | - |
| 928000 | REGULATORY COMMISSION EXPENSE | 16,020.00 | 16,020.00 | 16,020.00 | 16,020.00 | 16,020.00 | 16,020.00 | 16,020.00 | 16,020.00 | 16,020.00 | 16,020.00 |
| 930100 | MEETINGS & CONVENTIONS | 75.00 | 783.81 | 360.00 | 1,927.10 | 4,597.07 | 280.00 | 5,402.06 | 1,879.20 | 8,165.34 | 2,465.12 |
| 930101 | MEMBERSHIPS | 2,101.00 | 2,191.00 | 2,627.24 | 2,618.08 | 2,484.91 | 2,219.07 | 2,463.74 | 2,868.74 | 2,193.74 | 2,610.24 |
| 930102 | LICENSING FEES | 1,721.67 | 1,240.67 | 1,163.67 | 916.67 | 1,414.53 | 959.66 | 966.67 | 966.67 | 1,066.67 | 1,270.67 |
| 930300 | MEALS | 150.07 | - | 76.22 | 323.52 | 232.78 | 357.99 | 599.94 | 211.14 | 422.45 | 122.14 |
| 930400 | MISCELLANEOUS GENERAL EXPENSE | 16,130.29 | 469.00 | 740.60 | 779.00 | 753.24 | 507.00 | 549.00 | 3,261.86 | (1,386.81) | 738.46 |
| 930405 | MISC GEN EXP: RECRUITMENT FEES | 684.75 | 183.75 | 2,547.00 | 1,433.50 | 3,421.00 | 982.50 | 329.00 | 2,802.16 | 2,725.72 | 1,102.35 |
| 930410 | CHARITABLE CONTRIBUTIONS | - | - | - | - | - | - | - | - | - | - |
| 950100 | MAINTENANCE: OFFICE PROPERTY | - | - | 1,600.00 | - | - | - | - | - | - | - |
| 950110 | MAINTENANCE: MANCHESTER STREET | 7,957.59 | 19,633.26 | 4,593.63 | 4,615.76 | 11,635.34 | 10,790.96 | 3,830.13 | 10,827.77 | 4,578.50 | 7,300.01 |
| 950200 | MAINT: OFFICE FURNT & EQUIP | - | - | - | - | - | - | - | - | - | - |
| 950300 | MAINT: COMMUNICATION EQUIP | - | - | - | - | - | - | - | - | - | - |
| 950400 | MAINT: MISC GENERAL EQUIP | - | - | - | - | - | - | - | - | - | - |
| 950500 | MAINT: COMPUTER EQUIPMENT | - | - | - | - | - | - | - | - | - | - |
| | | 649,260.53 | 605,705.47 | 601,759.77 | 592,591.76 | 573,422.94 | 659,481.80 | 626,350.92 | 588,372.77 | 615,792.20 | 642,195.17 |
| | IS Expenses | | | | | | | | | | |
| 920003 | SALARIES & WAGES: IS | 57,657.43 | 53,326.85 | 63,772.97 | 56,204.86 | 60,407.00 | 52,906.23 | 50,551.84 | 53,417.29 | 56,665.63 | 52,867.76 |
| 922000 | MISC EXP: TRNSF-CR (OVERHEAD) | - | - | - | - | - | - | (1,657.96) | (1,092.57) | - | - |
| 921000 | OFFICE SUPPLIES & EXPENSE | 1,189.98 | 1,689.97 | - | 525.70 | 787.49 | - | - | 29.96 | - | (3,921.60) |
| 921132 | IT VEHICLE EXPENSE | - | - | - | - | - | - | - | - | - | - |
| 921133 | IT VEHICLE EXPENSE-FUEL | - | - | - | - | - | - | - | - | - | - |
| 921134 | IT VEHICLE EXPENSE-REGISTRATION | - | - | - | - | - | - | - | - | - | - |
| 921160 | OFFICE EXP: MANCHESTR ST-PHONE | 1,513.10 | 1,495.50 | 2,391.21 | 4,240.34 | 7,835.38 | 1,777.74 | 1,807.64 | 3,087.64 | 1,894.79 | (9,876.26) |
| 950300 | MAINT: COMMUNICATION EQUIP | 1,031.84 | 1,264.63 | 1,815.59 | 1,815.59 | 7,104.14 | 2,375.54 | 1,824.58 | 2,375.54 | 3,486.45 | 2,375.54 |
| 950500 | MAINT: COMPUTER EQUIPMENT | 48,464.76 | 48,304.33 | 48,969.43 | 58,168.99 | 47,222.70 | 53,173.57 | 56,969.04 | 46,720.20 | 51,615.29 | 65,339.67 |
| | | 109,857.11 | 106,081.28 | 116,949.20 | 120,955.48 | 123,356.71 | 110,233.08 | 109,495.14 | 104,538.06 | 113,662.16 | 106,785.11 |
| | Inter Div Management Fee | | | | | | | | | | |
| 930500 | INTERCOMPANY MGMT FEE: PCP | 19,432.00 | 25,324.00 | 20,196.00 | 28,098.00 | 21,702.00 | 24,320.00 | 25,073.00 | 26,623.00 | 29,295.00 | 21,960.00 |
| 930510 | INTCO MGMT FEE:TSC/PWS/PAC/PEU | (340,897.00) | (326,258.00) | (395,877.00) | (350,303.00) | (354,194.00) | (309,593.00) | (252,565.00) | (319,104.00) | (339,180.00) | (289,426.00) |
| 930520 | INTERCO MGT:INSIDE GEN COUNSEL | - | - | - | - | - | - | - | - | - | - |
| | Total Operating Expenses | 1,399,393.34 | 1,244,616.15 | 1,373,144.42 | 1,332,759.72 | 1,530,304.50 | 1,854,734.24 | 1,784,842.06 | 1,784,594.77 | 1,607,670.60 | 1,662,317.07 |
| | Depreciation Expense | | | | | | | | | | |
| 403000 | DEPRECIATION EXPENSE | 530,789.89 | 530,393.83 | 532,674.82 | 530,467.22 | 532,443.13 | 506,524.06 | 518,466.49 | 518,712.98 | 517,947.57 | 522,480.05 |
| 406100 | AMORT OF BON TERRAIN ACQ ADJ | (849.62) | (849.62) | (849.62) | (849.62) | (849.62) | (849.62) | (849.62) | (849.62) | (849.62) | (849.62) |
| 406101 | AMORT OF SOUHEGAN WDS ACQ ADJ | (1,402.51) | (1,402.51) | (1,402.52) | (1,402.52) | (1,402.51) | (1,402.52) | (1,402.51) | (1,402.51) | (1,402.52) | (1,402.52) |
| | | 528,537.76 | 528,141.70 | 530,422.68 | 528,215.08 | 530,191.00 | 504,271.92 | 516,214.36 | 516,460.85 | 515,695.43 | 520,227.91 |
| | Amortization Expense: CIAC | | | | | | | | | | |
| 405300 | AMORTIZATION EXPENSE: CIAC | (70,271.90) | (70,271.71) | (70,311.73) | (70,338.14) | (70,371.17) | (70,469.42) | (70,304.30) | (70,471.00) | (70,765.67) | (70,796.74) |
| | | (70,271.90) | (70,271.71) | (70,311.73) | (70,338.14) | (70,371.17) | (70,469.42) | (70,304.30) | (70,471.00) | (70,765.67) | (70,796.74) |
| | Amortization Expense | | | | | | | | | | |
| 407320 | AMORT EXP - DEFERRED CHARGES | 13,344.14 | 13,344.04 | 13,365.67 | 13,365.15 | 13,365.34 | 13,365.56 | 13,365.38 | 13,365.31 | 13,365.69 | 13,344.18 |
| 407100 | AMORT: ACQUISITION PREMIUM | 165,472.68 | 170,487.24 | 170,487.24 | 170,487.25 | 170,487.24 | 170,487.24 | 170,486.46 | 170,487.24 | 170,487.24 | 170,487.25 |
| | | 178,816.82 | 183,831.28 | 183,852.91 | 183,852.40 | 183,852.58 | 183,852.80 | 183,851.84 | 183,852.55 | 183,852.93 | 183,831.43 |
| 414000 | GAIN FROM ARRA LOAN FORGIVNESS | (5,273.67) | (5,273.67) | (5,273.67) | (5,273.67) | (5,273.67) | (5,273.67) | (5,273.67) | (5,273.67) | (5,273.67) | (5,273.67) |
| 414100 | GAIN ON DISP/UTIL PROP-PAPP ND | - | - | - | - | - | - | - | - | - | - |
| 921161 | RENT EXP-HECOP III FITUP ALLOW | - | - | - | - | - | - | - | - | - | - |
| | Taxes Other than Income Tax | | | | | | | | | | |
| 408110 | LOCAL PROPERTY TAXES | 304,541.35 | 258,491.25 | 301,619.67 | 301,118.27 | 308,034.38 | 431,264.71 | 346,805.80 | 346,805.80 | 346,805.75 | 346,805.80 |
| 408120 | MEDICARE TAX EXPENSE | 11,045.14 | 10,860.90 | 12,929.71 | 12,121.73 | 12,929.02 | 13,262.03 | 12,515.59 | 13,591.92 | 12,630.08 | 11,641.92 |

| | | | | | | | | | | | |
|--------|---|---------------------|---------------------|---------------------|---------------------|---------------------|---------------------|---------------------|---------------------|---------------------|---------------------|
| 408121 | FICA TAX EXPENSE | 47,227.52 | 46,439.69 | 55,285.67 | 51,830.92 | 55,282.72 | 56,706.54 | 53,514.98 | 57,189.02 | 51,616.69 | 47,608.57 |
| 408122 | FUTA TAX EXPENSE | 3,569.87 | 642.36 | 99.02 | 97.56 | 137.30 | 230.79 | 181.86 | 75.23 | 14.06 | 56.72 |
| 408123 | SUTA TAX EXPENSE - NH | 11,248.03 | 8,111.31 | 2,722.16 | 1,003.97 | 553.40 | 724.30 | (1,684.13) | 582.54 | 210.39 | (1,484.67) |
| 408125 | SUTA TAX EXPENSE - MASS | 506.42 | 467.80 | 34.64 | (152.96) | - | - | - | - | - | - |
| 408130 | NH BET TAXES | 245.08 | - | - | 150.00 | - | - | - | - | - | - |
| 408126 | EXCISE TAXES | - | - | - | - | - | - | 259.47 | - | - | - |
| | | 378,383.41 | 325,013.31 | 372,690.87 | 366,169.49 | 376,936.82 | 502,188.37 | 411,593.57 | 418,244.51 | 411,276.97 | 404,628.34 |
| | Income Tax | | | | | | | | | | |
| 409102 | PROV/FED INC TAX/CURRENT | (58,400.09) | 27,177.48 | (22,576.68) | 28,871.12 | 43,199.04 | 150,036.51 | 225,734.12 | 282,583.47 | 151,943.85 | 7,768.24 |
| 409113 | PROVS FOR NH BUS PRFTS TAX CUR | (20,457.86) | 10,504.75 | (6,708.33) | 6,758.59 | 17,161.05 | 59,602.80 | 89,674.09 | 112,257.78 | 60,360.51 | 3,085.97 |
| 409120 | MASS EXERCISE TAX | - | - | - | - | - | - | - | - | - | - |
| 410102 | PROV/FED INC TAX/DEFERRED | - | - | - | - | - | - | - | - | - | - |
| 410113 | PROV NH INCOME TAX DEFERRED | - | - | - | - | - | - | - | - | - | - |
| 410120 | PROV MA INCOME TAX DEFERRED | - | - | - | - | - | - | - | - | - | - |
| 411000 | AMORT OF REGULATORY LIABILITY | - | - | - | - | - | - | - | - | - | - |
| 412000 | INVESTMENT TAX CREDITS | (2,753.00) | (2,753.00) | (2,753.00) | (2,753.00) | (2,753.00) | (2,753.00) | (2,753.00) | (2,753.00) | (2,753.00) | (2,753.00) |
| | | (81,610.95) | 34,929.23 | (32,038.01) | 32,876.71 | 57,607.09 | 206,886.31 | 312,655.21 | 392,088.25 | 209,551.36 | 8,101.21 |
| | Total Operating Deducts | 2,327,974.81 | 2,240,986.29 | 2,352,487.47 | 2,368,261.59 | 2,603,247.15 | 3,176,190.55 | 3,133,579.07 | 3,219,496.26 | 2,852,007.95 | 2,703,035.55 |
| | Net Operating Income | 271,031.19 | 583,627.82 | 272,154.03 | 590,604.00 | 618,184.92 | 996,712.80 | 1,306,273.13 | 1,499,687.99 | 944,836.20 | 432,192.20 |
| | Non-Operating Revenue Deductions | | | | | | | | | | |
| 421000 | MISC NON-UTILITY INCOME | - | - | - | - | - | - | - | - | - | (17,500.00) |
| 426000 | NON-OPERATING REVENUE DEDUCTS | - | - | - | - | - | - | - | - | - | - |
| 426001 | MISCELLANEOUS NON-UTILITY EXP | - | - | - | - | - | - | - | - | - | - |
| | Other Income | - | - | - | - | - | - | - | - | - | 17,500.00 |
| 420000 | AFUDC-INTEREST(DEBT) COMPONENT | - | - | - | - | - | - | - | - | - | - |
| 420100 | AFUDC - EQUITY COMPONENT | - | - | - | - | - | - | - | - | - | - |
| | Interest Expense | | | | | | | | | | |
| 427300 | INTEREST EXP: BONDS & NOTES | 404,786.25 | 400,212.69 | 340,908.52 | 392,940.88 | 405,609.30 | 389,080.35 | 402,790.20 | 402,636.00 | 339,409.90 | 401,843.51 |
| 427200 | LINE OF CREDIT INTEREST | 10,176.19 | 10,030.41 | (55,906.02) | 20,896.01 | (8,948.57) | 885.29 | 9,157.53 | 5,832.44 | 8,456.70 | 10,453.53 |
| 427325 | INTEREST EXP:DEBT SERVICE COST | - | - | - | - | - | - | - | - | - | - |
| 428000 | AMORTIZATION OF DEBT EXPENSE | 257,302.03 | 257,302.03 | 257,724.82 | 258,472.29 | 258,472.95 | 257,002.82 | 257,314.92 | 257,314.92 | 257,314.92 | 257,314.92 |
| 428001 | AMORT OF ORIGINAL ISSUE DISCNT | - | - | - | - | - | - | - | - | - | - |
| 428002 | AMORTIZATION OF DISCOUNT ON BONDS | - | - | - | - | - | - | - | - | - | - |
| 429000 | AMORTIZATION: PREMIUM ON DEBT | (13,258.71) | (13,258.71) | (13,258.71) | (13,414.09) | (13,414.09) | (13,414.09) | (13,414.09) | (13,414.09) | (13,414.09) | (13,414.09) |
| 427115 | INTERCOMPANY INTEREST | (5,559.34) | (5,163.40) | (4,649.05) | (9,167.25) | (18,311.07) | (32,458.75) | (32,103.91) | (47,999.11) | (50,795.28) | (67,994.82) |
| 419000 | INTEREST INCOME | - | - | - | - | - | - | - | - | - | - |
| | Total Interest | 653,446.42 | 649,123.02 | 524,819.56 | 649,727.84 | 623,408.52 | 601,095.62 | 623,744.65 | 604,370.16 | 540,972.15 | 588,203.05 |
| | Net Income (Or Loss) - MTD | (382,415.23) | (65,495.20) | (252,665.53) | (59,123.84) | (5,223.60) | 395,617.18 | 682,528.48 | 895,317.83 | 403,864.05 | (138,510.85) |
| | Net Income (Or Loss) - YTD | (382,415.23) | (447,910.43) | (700,575.96) | (759,699.80) | (764,923.40) | (369,306.22) | 313,222.26 | 1,208,540.09 | 1,612,404.14 | 1,473,893.29 |

| | 11 | 12 | | 12 |
|--|---------------------|---------------------|----------------------|------------|
| | Nov-22 | Dec-22 | Total | |
| | (2,193,648.41) | (2,254,573.97) | (31,267,165) | |
| | - | (1.53) | (771,006) | |
| | 194,201.00 | 441,354.00 | 487,938 | |
| | - | 1.53 | 771,006 | |
| | (192,235.73) | (197,429.86) | (1,945,182) | |
| | (175,885.34) | (173,869.59) | (2,031,547) | |
| | 175,885.34 | 173,869.59 | 2,031,547 | |
| | (438.39) | (4.72) | (538,837) | (883,860) |
| | 438.39 | 4.72 | 189 | |
| | - | (35,727.85) | (35,728) | |
| | (345,212.59) | 35,727.85 | (309,485) | 2,829,042 |
| | - | - | - | |
| | - | 400,735.12 | 400,735 | |
| | - | - | - | |
| | (644,086.00) | (644,086.00) | (7,729,032) | |
| | 644,086.00 | 644,086.00 | 7,729,032 | |
| | (511,115.64) | (521,122.45) | (6,104,032) | |
| | 3,048,011.37 | 2,131,037.16 | 39,311,565.90 | 36,482,523 |
| | (270.00) | - | (19,359) | |
| | | | | |
| | (31,732.75) | (64,229.08) | (415,208) | |
| | - | - | - | |
| | (5,931.93) | (5,525.40) | (78,664) | |
| | 16,933.44 | 26,960.72 | 203,679 | |
| | (1,071.66) | (1,071.66) | (12,860) | |
| | (11,101.44) | (11,085.60) | (125,767) | |
| | (19,311.42) | (57,600.00) | (76,911) | 525,090 |
| | 52,215.76 | 112,551.02 | 505,731 | |
| | | | | |
| | 3,100,497.13 | 2,243,588.18 | 39,836,656.28 | |
| | | | | |
| | 3,856.98 | 4,186.51 | 67,585 | |
| | - | - | - | |
| | 3,848.68 | 3,540.63 | 30,805 | |
| | 152.52 | 565.53 | 999 | |
| | 11,159.39 | 27,027.86 | 169,493 | |
| | 757.94 | 728.61 | 9,159 | |
| | 4,958.89 | 4,541.77 | 66,198 | |
| | 639.95 | (602.54) | 12,188 | |
| | 10,321.39 | 9,846.86 | 140,135 | |
| | 8,384.43 | 4,929.03 | 119,614 | |
| | 621.76 | 702.87 | 13,155 | |
| | 442.16 | 516.08 | 4,927 | |
| | - | - | 6,260 | 542,129 |
| | - | 22.69 | 343 | |
| | 472.73 | 2,693.42 | 12,788 | |
| | 23,363.41 | 19,620.75 | 257,271 | |

| | | | |
|-----------|-----------|----------------|------------------|
| 19,169.92 | 17,869.12 | 211,505 | |
| 42,062.52 | 45,720.42 | 799,485 | |
| 188.90 | 259.85 | 3,035 | |
| 184.78 | 154.63 | 2,092 | |
| 41.14 | 69.23 | 1,620 | |
| - | - | - | |
| 172.34 | 415.86 | 4,013 | |
| 682.54 | 881.21 | 13,601 | |
| 3,470.72 | 3,858.44 | 34,595 | |
| 961.22 | 961.25 | 10,859 | |
| - | - | - | |
| - | - | - | |
| - | - | - | |
| 604.01 | 733.06 | 8,206 | |
| 610.98 | 711.31 | 6,650 | |
| 962.94 | 1,192.84 | 15,933 | |
| 723.09 | 896.60 | 9,427 | |
| 326.23 | 481.21 | 5,279 | |
| 43,335.96 | 24,656.45 | 481,777 | |
| 63.38 | 69.72 | 726 | |
| 7,219.77 | 7,815.42 | 110,052 | |
| 609.42 | 908.90 | 11,966 | |
| 785.51 | 795.92 | 12,888 | |
| 1,849.65 | 2,090.66 | 26,605 | |
| - | - | - | |
| 1,911.71 | 1,780.53 | 20,141 | |
| 261.61 | 447.16 | 7,195 | |
| 337.10 | 440.91 | 8,224 | |
| 334.37 | 453.50 | 4,919 | |
| 249.39 | 339.66 | 3,691 | |
| 1,306.43 | 1,505.97 | 23,127 | |
| 638.71 | 948.65 | 8,042 | |
| 1,711.90 | 1,569.19 | 29,451 | |
| 675.07 | 935.93 | 13,055 | |
| 795.05 | 813.29 | 11,680 | |
| 1,162.52 | 1,243.18 | 24,748 | |
| 293.51 | 556.80 | 6,162 | |
| 1,309.37 | 1,527.39 | 20,464 | |
| 608.27 | 759.80 | 9,130 | |
| 911.81 | 1,848.02 | 36,267 | |
| 256.97 | 305.88 | 3,204 | |
| 369.68 | 774.74 | 9,181 | |
| 314.62 | 405.16 | 5,479 | |
| 1,163.36 | 2,140.81 | 30,581 | |
| 810.38 | 826.80 | 14,402 | |
| 178.49 | 166.84 | 2,401 | |
| 399.00 | 872.03 | 8,990 | |
| 1,512.24 | 1,419.01 | 21,580 | |
| 1,811.42 | - | - | |
| 165.00 | 165.00 | 1,815 | 1,882,735 |
| 30,843.47 | 29,025.36 | 336,442 | |
| 2,007.98 | 918.69 | 12,018 | |
| 1,672.21 | 7,478.91 | 45,425 | |
| 71.50 | 895.43 | 9,320 | |
| 765.17 | - | 2,055 | |
| 943.66 | 635.74 | 7,464 | |

| | | | |
|-------------|-------------|------------------|--------------------------------------|
| - | - | - | |
| - | - | - | |
| 1,490.47 | 14,539.23 | 72,143 | |
| 216.00 | 200.63 | 551 | |
| 792.00 | - | 4,322 | |
| - | - | - | |
| 26,885.22 | 1,157.58 | 45,121 | |
| 1,440.00 | 4,321.37 | 33,607 | |
| 100.00 | 100.00 | 6,569 | |
| - | - | 2,047 | |
| - | - | - | |
| - | - | - | |
| 626.28 | 214.60 | 5,476 | |
| 48.80 | 208.70 | 8,631 | |
| 3,372.91 | 3,190.31 | 36,570 | |
| 20,104.67 | 19,775.10 | 209,027 | |
| 5,972.32 | 7,072.57 | 58,019 | |
| 6,935.46 | 8,205.20 | 89,963 | |
| - | - | 70 | |
| 38,584.10 | 41,784.66 | 671,078 | |
| - | - | - | |
| 1,364.34 | 1,250.65 | 19,084 | |
| - | - | - | |
| 5,950.48 | 7,774.01 | 88,242 | |
| - | - | - | |
| - | - | - | |
| 4,521.13 | 4,932.14 | 63,776 | |
| - | - | 14,292 | |
| 643.09 | 612.47 | 4,992 | |
| - | - | 326 | |
| 37,429.65 | 37,559.62 | 608,017 | |
| (9,678.12) | - | 287 | |
| - | - | - | |
| 621.88 | 435.33 | 12,955 | |
| - | - | - | |
| - | - | - | |
| - | - | - | |
| 12,114.04 | 1,583.09 | 14,276 | |
| - | - | - | 1,587,357 |
| 29,771.55 | 26,375.58 | 312,173 | |
| - | - | - | 4,012,221 Total PWW production costs |
| 7,028.18 | 3,544.71 | 73,392 | |
| 62.88 | 1,100.00 | 3,417 | |
| 11,960.46 | 12,688.48 | 112,981 | |
| 2,275.40 | 3,724.64 | 32,360 | |
| 255.29 | 457.64 | 7,326 | |
| 7,468.96 | 17,885.95 | 95,755 | |
| 9,589.98 | 9,219.75 | 124,006 | |
| (22,960.00) | (26,376.00) | (259,311) | |
| - | - | 906 | |
| - | (860.68) | 6,459 | |
| - | - | 408 | |
| - | 255.29 | 255 | |
| - | - | - | |
| 18,905.78 | 18,057.87 | 146,480 | |

| | | |
|-------------------|-------------------|---------------------|
| 35,090.92 | 41,517.37 | 532,015 |
| 1,395.80 | 6,256.72 | 25,810 |
| 737.54 | 966.24 | 9,649 |
| 2,269.74 | 1,776.40 | 17,617 |
| 46,404.37 | 30,139.11 | 308,499 |
| 558,588.79 | 551,708.88 | 7,037,521.05 |
| 25,660.36 | 22,045.82 | 292,904 |
| 18,351.90 | 18,229.38 | 226,894 |
| 10,621.18 | 13,032.49 | 84,314 |
| 504.44 | 330.83 | 7,025 |
| 176.00 | 2,025.27 | 6,016 |
| 2,443.64 | 117.99 | 41,076 |
| 11,443.01 | 15,027.18 | 209,204 |
| 3,281.97 | 502.95 | 17,661 |
| - | - | - |
| - | - | - |
| - | - | - |
| 1,119.07 | 4,735.81 | 22,581 |
| - | - | - |
| 4,384.25 | 6,319.91 | 63,880 |
| - | - | - |
| 2,224.21 | 858.30 | 30,337 |
| 5,725.90 | 6,035.32 | 112,184 |
| - | - | 4,331 |
| - | - | 146 |
| 410.32 | 4,170.88 | 12,121 |
| 4,480.84 | 128.28 | 44,098 |
| - | - | - |
| - | - | - |
| 4,487.82 | 1,367.61 | 11,789 |
| - | - | 1,904 |
| - | - | 13,822 |
| - | - | 420 |
| - | - | 266 |
| - | - | 3,369 |
| - | - | - |
| - | - | - |
| - | 148.00 | 3,724 |
| - | - | 78 |
| - | - | - |
| - | - | - |
| - | - | - |
| 6,090.97 | 8,917.25 | 104,686 |
| 19,358.63 | 21,641.58 | 206,144 |
| - | - | - |
| - | - | - |
| - | - | 1,565 |
| - | - | - |
| (50,718.50) | (52,605.00) | (712,936) |
| (5,838.00) | (6,787.50) | (50,300) |
| (282.00) | - | (8,671) |
| - | (1,631.35) | (1,963) |
| 4,112.50 | 1,874.10 | 31,896 |
| 70,878.99 | 32,139.42 | 393,784 |
| 8,277.85 | 20,412.79 | 296,980 |

| | | |
|-------------------|-------------------|---------------------|
| 1,156.54 | 807.24 | 140,055 |
| 16,959.14 | 10,468.81 | 127,717 |
| - | - | - |
| - | - | - |
| - | - | - |
| 19,808.53 | (8,370.37) | (0) |
| - | - | - |
| 1,252.64 | (5,473.36) | - |
| 16.21 | 16.21 | 195 |
| 33,927.61 | 43,380.84 | 559,248 |
| - | - | - |
| 16,564.91 | 3,460.56 | 56,659 |
| - | - | - |
| - | - | 83 |
| 12,830.00 | 21,807.89 | 149,319 |
| - | - | 43,435 |
| 11,258.29 | 10,565.75 | 102,269 |
| - | - | - |
| - | - | - |
| 4,236.18 | 3,884.34 | 43,606 |
| - | - | - |
| 12,309.38 | 9,599.03 | 161,391 |
| - | - | - |
| 1,473.83 | 3,559.44 | 21,046 |
| - | - | - |
| 1,086.87 | 1,895.29 | 19,365 |
| 731.27 | 1,378.15 | 20,121 |
| 2,940.96 | 3,671.48 | 41,136 |
| 3,461.14 | 3,428.65 | 38,397 |
| 68,251.74 | 53,823.88 | 447,214 |
| 9,985.44 | 14,541.68 | 158,031 |
| - | - | - |
| 365,446.03 | 291,482.82 | 3,600,612.60 |
| 520.94 | 41.76 | 17,168 |
| 1,946.70 | 1,991.39 | 24,660 |
| - | - | 3,577 |
| 115,432.58 | 97,165.45 | 1,425,419 |
| (37,693.03) | (38,863.90) | (393,075) |
| 813.70 | 1,402.45 | 13,294 |
| 81,020.89 | 61,737.15 | 1,091,042.75 |
| - | - | - |
| 135.51 | - | 11,495 |
| 976.08 | 1,969.33 | 28,265 |
| - | - | - |
| - | - | - |
| - | - | - |
| - | - | - |
| - | - | - |
| - | - | - |
| - | - | - |
| 2,503.23 | 2,901.98 | 27,968 |
| 521.55 | 657.05 | 9,548 |

| | | |
|-------------|--------------|--------------|
| - | - | - |
| 30,443.37 | 25,635.92 | 313,562 |
| - | - | - |
| 142.44 | 2,664.19 | 37,433 |
| - | - | 3,207 |
| 121,299.30 | 109,513.09 | 1,356,839 |
| - | - | - |
| (61.00) | 12,929.14 | 37,625 |
| 155,960.48 | 156,270.70 | 1,825,943.55 |
| - | - | - |
| 17,276.89 | 16,650.40 | 200,305 |
| - | - | - |
| 70,695.19 | 60,727.75 | 761,030 |
| - | - | - |
| 15,862.87 | 14,972.16 | 134,879 |
| - | - | - |
| 49,069.67 | 47,251.02 | 550,542 |
| - | - | - |
| 1,587.25 | 3,369.67 | 28,554 |
| 203.57 | 134.12 | 702 |
| - | - | 142 |
| 149.89 | 138.32 | 1,887 |
| - | - | 592 |
| 3,408.37 | 3,693.32 | 55,303 |
| - | - | - |
| - | - | - |
| - | - | - |
| - | - | - |
| 27,500.00 | 27,500.00 | 330,000 |
| - | - | - |
| - | - | - |
| 3,827.75 | 4,304.99 | 53,644 |
| 693.08 | 2,166.24 | 16,861 |
| (2,276.90) | (1,094.43) | (17,226) |
| (66,159.31) | (80,566.97) | (1,007,102) |
| 24,398.74 | 4,957.69 | 358,879 |
| 59,449.66 | 61,024.31 | 660,286 |
| 525.27 | 525.27 | 6,303 |
| - | - | - |
| 134,192.75 | (166,113.25) | 1,310,007 |
| 24,022.21 | 29,986.25 | 311,236 |
| - | - | - |
| 31,806.75 | 145,876.10 | 495,750 |
| 6,834.75 | - | 7,085 |
| 166,994.16 | 137,746.00 | 2,066,445 |
| - | 11,750.00 | 23,375 |
| 20,460.90 | 19,941.88 | 232,819 |
| 3,415.28 | 3,417.28 | 39,832 |
| - | - | - |
| 200.00 | 1,002.48 | 5,004 |
| - | 13.98 | 572 |
| - | 3,597.92 | 13,109 |
| 220.00 | 322.00 | 4,541 |
| - | - | 868 |
| 1,488.00 | - | 15,750 |

| | | |
|--------------|--------------|---------------|
| 11,776.50 | 3,060.37 | 40,641 |
| - | 8,291.00 | 73,776 |
| 929.00 | 15,045.00 | 176,174 |
| 2,944.07 | 4,583.59 | 33,462 |
| 2,261.24 | 2,216.23 | 28,855 |
| 966.67 | 1,187.67 | 13,842 |
| 132.06 | (12.06) | 2,616 |
| 369.00 | 419.27 | 23,330 |
| 214.25 | 450.00 | 16,876 |
| - | - | - |
| - | - | 1,600 |
| 3,094.13 | 12,103.05 | 100,960 |
| - | - | - |
| - | - | - |
| - | - | - |
| - | - | - |
| 618,533.71 | 400,638.62 | 7,174,105.66 |
| 56,379.54 | 50,312.17 | 664,470 |
| - | - | (2,751) |
| 125.86 | 80.82 | 508 |
| - | - | - |
| - | - | - |
| - | - | - |
| 1,884.00 | 1,881.07 | 19,932 |
| 1,824.58 | 2,375.54 | 29,670 |
| 53,295.82 | 53,681.63 | 631,925 |
| 113,509.80 | 108,331.23 | 1,343,754.36 |
| 23,430.00 | (10,984.00) | 254,469 |
| (316,264.00) | (271,871.00) | (3,865,532) |
| - | - | - |
| - | - | - |
| 1,600,225.70 | 1,287,314.40 | 18,461,916.97 |
| 530,193.34 | 579,169.15 | 6,350,263 |
| (849.62) | (849.62) | (10,195) |
| (1,402.51) | (1,402.52) | (16,830) |
| 527,941.21 | 576,917.01 | 6,323,236.91 |
| - | - | - |
| (70,585.81) | (73,764.09) | (848,722) |
| (70,585.81) | (73,764.09) | (848,721.68) |
| - | - | - |
| 12,217.11 | 12,430.58 | 158,238 |
| 170,487.24 | 170,487.24 | 2,040,832 |
| 182,704.35 | 182,917.82 | 2,199,069.71 |
| - | - | - |
| (5,273.67) | (5,273.67) | (63,284) |
| - | - | - |
| - | - | - |
| - | - | - |
| - | - | - |
| 356,197.88 | 352,556.82 | 4,001,047 |
| 13,659.18 | 13,587.07 | 150,774 |

| | | |
|---------------------|---------------------|----------------------|
| 54,756.16 | 54,020.57 | 631,479 |
| 120.25 | 1,364.51 | 6,590 |
| 265.83 | 2,556.33 | 24,809 |
| - | - | 856 |
| - | 99,913.27 | 100,308 |
| - | - | 259 |
| 424,999.30 | 523,998.57 | 4,916,123.53 |
| | | - |
| 27,747.51 | (864,084.57) | - |
| 11,022.85 | (343,262.20) | (0) |
| - | - | - |
| - | 817,063.00 | 817,063 |
| - | 244,743.00 | 244,743 |
| - | - | - |
| - | - | - |
| (2,753.00) | (2,753.00) | (33,036) |
| 36,017.36 | (148,293.77) | 1,028,770.00 |
| | | - |
| 2,696,028.44 | 2,343,816.27 | 32,017,111.40 |
| | | - |
| 404,468.69 | (100,228.09) | 7,819,544.88 |
| | | - |
| | | - |
| 17,500.00 | - | - |
| - | - | - |
| - | - | - |
| (17,500.00) | - | - |
| - | - | - |
| - | - | - |
| - | - | - |
| 390,030.36 | 401,533.01 | 4,671,781 |
| (94,898.59) | 21,933.74 | (61,931) |
| - | - | - |
| 257,314.92 | 257,314.92 | 3,090,166 |
| - | - | - |
| - | - | - |
| (13,414.09) | (13,414.09) | (160,503) |
| (88,713.18) | (105,898.25) | (468,813) |
| - | - | - |
| 450,319.42 | 561,469.33 | 7,070,699.74 |
| (63,350.73) | (661,697.42) | 748,845.14 |
| 1,410,542.56 | 748,845.14 | |

Pennichuck Water Works, Inc.
Balance Sheet
January - December 2022

| | | | | 1 | 2 | 3 | 4 | 5 | 6 | 7 | 8 |
|-------------------|-----|------|--------------------------------|---------------------|---------------------|---------------------|---------------------|---------------------|---------------------|---------------------|---------------------|
| | | | | Jan-22 | Feb-22 | Mar-22 | Apr-22 | May-22 | Jun-22 | Jul-22 | Aug-22 |
| Assets | | | | | | | | | | | |
| Land | | | | | | | | | | | |
| 303100 | 001 | 2000 | LAND: POWDER HILL | 934,502.70 | 934,502.70 | 934,502.70 | 934,502.70 | 934,502.70 | 934,502.70 | 934,502.70 | 934,502.70 |
| 303150 | 001 | 2000 | LAND - TINKER RD (SANDERSON) | - | - | - | - | - | - | - | - |
| 303200 | 001 | 2000 | SOURCE OF SUPPLY & WATER RIGHT | - | - | - | - | - | - | - | - |
| 303201 | 001 | 2000 | SOURCE/SUPPLY WATER RIGHTS:BED | - | - | - | - | - | - | - | - |
| 303240 | 001 | 2000 | EASEMENTS: ENGLISH WOODS | - | - | - | - | - | - | - | - |
| 303250 | 001 | 2000 | EASEMENTS: AUTUMN WOODS | - | - | - | - | - | - | - | - |
| 303300 | 001 | 2000 | EASEMENTS | 228,178.93 | 228,178.93 | 228,178.93 | 228,178.93 | 228,178.93 | 228,178.93 | 228,958.93 | 228,958.93 |
| 303400 | 001 | 2000 | TRANSMISSION SYSTEM LAND | - | - | - | - | - | - | - | - |
| 303500 | 001 | 2000 | DISTRIB RESER & STANDPIPE LAND | - | - | - | - | - | - | - | - |
| 303501 | 001 | 2000 | ASHLEY CMNS INTER WATER RIGHTS | 552,513.16 | 552,513.16 | 552,513.16 | 552,513.16 | 552,513.16 | 552,513.16 | 552,513.16 | 552,513.16 |
| 303550 | 001 | 2000 | DREW WOODS INTER WATER RIGHTS | 688,358.24 | 688,358.24 | 688,358.24 | 688,358.24 | 688,358.24 | 688,358.24 | 688,358.24 | 688,358.24 |
| 303600 | 001 | 2000 | DISTRIB SYS LAND & RIGHTS/WAY | - | - | - | - | - | - | - | - |
| 303650 | 001 | 2000 | DIST SYS LAND & RIGHTS:SHGN WD | - | - | - | - | - | - | - | - |
| 303700 | 001 | 2000 | GENERAL AND MISCELLANEOUS LAND | - | - | - | - | - | - | - | - |
| | | | | 2,403,553.03 | 2,403,553.03 | 2,403,553.03 | 2,403,553.03 | 2,403,553.03 | 2,403,553.03 | 2,404,333.03 | 2,404,333.03 |
| Structures | | | | | | | | | | | |
| 304100 | 001 | 2000 | SOURCE OF SUPPLY STRUCTURES | 4,843,997.59 | 4,843,997.59 | 4,844,140.53 | 4,844,140.53 | 4,844,140.53 | 3,872,198.94 | 3,872,198.94 | 3,872,198.94 |
| 304101 | 001 | 2000 | SOURCE/SUPPLY STRUCT-BON TERR | - | - | - | - | - | - | - | - |
| 304102 | 001 | 2000 | S/S STRUCTURES: CIAC | 404,000.00 | 404,000.00 | 404,000.00 | 404,000.00 | 404,000.00 | 404,000.00 | 404,000.00 | 404,000.00 |
| 304103 | 001 | 2000 | SOURCE/SUPPLY STRUCTS: AVD | - | - | - | - | - | - | - | - |
| 304150 | 001 | 2000 | S/S STRUCTS: MERR RIVER STA | - | - | - | - | - | - | - | - |
| 304155 | 001 | 2000 | SOURCE/SUPPLY STRUCTS: AUTUMN | - | - | - | - | - | - | - | - |
| 304200 | 001 | 2000 | POWER & PUMPING STRUCTURES | 3,499,067.24 | 3,499,067.24 | 3,503,015.07 | 3,503,015.07 | 3,503,015.07 | 3,503,015.07 | 3,503,015.07 | 3,503,015.07 |
| 304201 | 001 | 2000 | HEATING SYSTEM | - | - | - | - | - | - | - | - |
| 304204 | 001 | 2000 | POWER & PUMP STRUCT:ENG WDS | - | - | - | - | - | - | - | - |
| 304210 | 001 | 2000 | STRUCT & IMPROVEMENTS: ROOFING | 25,289.68 | 25,289.68 | 25,289.68 | 25,289.68 | 25,289.68 | 25,289.68 | 25,289.68 | 37,889.68 |
| 304250 | 001 | 2000 | S/S STRUCTS:VALLEYFIELD | - | - | - | - | - | - | - | - |
| 304265 | 001 | 2000 | POWER & PUMP STRUCT-SOUHEGN WD | - | - | - | - | - | - | - | - |
| 304300 | 001 | 2000 | PURIFICATION SYSTEM STRUCTURES | - | - | - | - | - | - | - | - |
| 304500 | 001 | 2000 | DISTRIBUTION RESERVOIRS | 3,772.19 | 3,772.19 | 3,772.19 | 3,772.19 | 3,772.19 | 3,772.19 | 3,772.19 | 3,772.19 |
| 304550 | 001 | 2000 | BOOSTER STATIONS | 2,945,533.84 | 2,945,533.84 | 2,946,105.59 | 2,946,105.59 | 2,946,105.59 | 2,923,887.95 | 2,923,887.95 | 2,923,887.95 |
| 304551 | 001 | 2000 | BOOSTER STATIONS: CIAC | 65,787.00 | 65,787.00 | 65,787.00 | 65,787.00 | 65,787.00 | 65,787.00 | 65,787.00 | 65,787.00 |
| 304555 | 001 | 2000 | BOOSTER STATIONS: AUTUMN WOODS | - | - | - | - | - | - | - | - |
| 304557 | 001 | 2000 | BOOSTER STATIONS - GREAT BAY | - | - | - | - | - | - | - | - |
| 304670 | 001 | 2000 | BOOSTER STATIONS: DONALD ST | - | - | - | - | - | - | - | - |
| 304700 | 001 | 2000 | GENERAL & MISC STRUCTURES | 316,409.86 | 316,409.86 | 316,600.44 | 316,600.44 | 316,600.44 | 316,600.44 | 328,053.44 | 328,053.44 |
| 304701 | 001 | 2000 | NEW OFFICE AT YARD | 7,449,164.44 | 7,449,164.44 | 7,449,164.44 | 7,449,164.44 | 7,449,164.44 | 7,449,164.44 | 7,449,164.44 | 7,449,164.44 |
| 304750 | 001 | 2000 | WILL STREET EXPANSION | 20,460.19 | 20,460.19 | 20,460.19 | 20,460.19 | 20,460.19 | 20,460.19 | 20,460.19 | 20,460.19 |
| 304757 | 001 | 2000 | GEN & MISC STRUCTS:GREENFIELD | - | - | - | - | - | - | - | - |
| 304800 | 001 | 2000 | WATER TREATMENT STRUCTURES | 24,450,102.22 | 24,450,102.22 | 24,450,279.19 | 24,450,279.19 | 24,450,279.19 | 24,450,279.19 | 24,450,279.19 | 24,450,279.19 |
| 304950 | 001 | 2000 | MANCHESTER ST LEASEHOLD IMPRV | 387,272.05 | 387,272.05 | 387,272.05 | 387,272.05 | 387,272.05 | 387,272.05 | 387,272.05 | 387,272.05 |
| 304951 | 001 | 2000 | LH IMPROV-HECOPIII FITUP ALLOW | - | - | - | - | - | - | - | - |
| 305000 | 001 | 2000 | COLCT & IMPOUNDING RESERVOIRS | 4,983,156.52 | 4,983,156.52 | 4,983,156.52 | 4,983,156.52 | 4,983,156.52 | 4,983,156.52 | 4,983,156.52 | 4,983,156.52 |
| 305110 | 001 | 2000 | SOURCE/SUPPLY STRUCT: HOLT DAM | - | - | - | - | - | - | - | - |
| 305120 | 001 | 2000 | SOURCE/SPPLY STRUCT:BOWERS DAM | - | - | - | - | - | - | - | - |
| 305130 | 001 | 2000 | SOURCE/SPPLY STRCT: HARRIS DAM | - | - | - | - | - | - | - | - |
| 305140 | 001 | 2000 | SOURCE/SUPPLY STRCT:SUPPLY PND | - | - | - | - | - | - | - | - |
| 305145 | 001 | 2000 | SRCE/SPPLY STRCT:URBAN RUNOFF | - | - | - | - | - | - | - | - |
| 306000 | 001 | 2000 | LAKE,RIVER, OTHER INTAKES: S/S | 6,922,599.07 | 6,922,599.07 | 6,925,777.75 | 6,925,777.75 | 6,925,777.75 | 6,925,777.75 | 6,925,777.75 | 6,925,777.75 |

| | | | | | | | | | | | |
|--------|-----|------|---------------------------------|----------------------|----------------------|----------------------|----------------------|----------------------|----------------------|----------------------|----------------------|
| 307100 | 001 | 2000 | WELLS & SPRINGS - PWW | 1,190,259.55 | 1,190,259.55 | 1,190,259.55 | 1,190,259.55 | 1,190,259.55 | 1,190,259.55 | 1,190,259.55 | 1,190,259.55 |
| 307210 | 001 | 2000 | WELL PUMPS & PIPING | 239,965.72 | 239,965.72 | 240,156.30 | 240,156.30 | 240,156.30 | 245,031.25 | 249,385.96 | 249,385.96 |
| 307250 | 001 | 2000 | WELLS & SPRINGS-BADGER HILL | - | - | - | - | - | - | - | - |
| 307251 | 001 | 2000 | WELLS & SPRINGS - VALLEYFIELD | - | - | - | - | - | - | - | - |
| 308200 | 001 | 2000 | INFILT GALLERIES & TUNNELS: S/S | 1,543.33 | 1,543.33 | 1,543.33 | 1,543.33 | 1,543.33 | 1,543.33 | 1,543.33 | 1,543.33 |
| 309200 | 001 | 2000 | SUPPLY MAINS-SOURCE OF SUPPLY | 3,781,114.53 | 3,781,114.53 | 3,781,386.79 | 3,781,386.79 | 3,781,386.79 | 3,781,386.79 | 3,781,386.79 | 3,781,386.79 |
| | | | | 61,529,495.02 | 61,529,495.02 | 61,538,166.61 | 61,538,166.61 | 61,538,166.61 | 60,548,882.33 | 60,564,690.04 | 60,577,290.04 |

Equipment

| | | | | | | | | | | | |
|-----------|-----|------|---------------------------------------|----------------------|----------------------|----------------------|----------------------|----------------------|----------------------|----------------------|----------------------|
| 0000:3101 | 001 | 2000 | POWER GENERATION EQUIPMENT | 1,384,381.53 | 1,384,381.53 | 1,384,803.54 | 1,384,803.54 | 1,384,803.54 | 1,384,803.54 | 1,384,803.54 | 1,384,803.54 |
| 311200 | 001 | 2000 | ELECTRIC PUMPING EQUIPMENT | 5,633,605.22 | 5,633,605.22 | 5,634,020.42 | 5,634,020.42 | 5,634,020.42 | 5,634,020.42 | 5,634,020.42 | 5,634,020.42 |
| 311201 | 001 | 2000 | ELECTRIC PUMP EQUIP - BON TERR | - | - | - | - | - | - | - | - |
| 311202 | 001 | 2000 | ELECTRIC PUMP EQUIP: MERR RIV | - | - | - | - | - | - | - | - |
| 311203 | 001 | 2000 | ELECTRIC PUMP EQUIP: TAYLOR FL | - | - | - | - | - | - | - | - |
| 311205 | 001 | 2000 | ELECTRIC PUMPING EQUIP: AUTUMN | - | - | - | - | - | - | - | - |
| 311207 | 001 | 2000 | ELECTRIC PUMP EQUIP: GREAT BAY | - | - | - | - | - | - | - | - |
| 311210 | 001 | 2000 | ELECTRIC PUMPING EQUIP: PUMPS | 1,115,254.19 | 1,118,309.09 | 1,124,401.00 | 1,132,550.80 | 1,135,095.70 | 1,135,095.70 | 1,142,230.60 | 1,148,777.46 |
| 311220 | 001 | 2000 | ELECTRIC PUMPING EQUIP: METERS | 6,047.12 | 6,047.12 | 6,047.12 | 6,047.12 | 6,047.12 | 6,047.12 | 6,047.12 | 6,047.12 |
| 311230 | 001 | 2000 | ELECTRIC PUMPING EQUIP-CHEMICAL PUMPS | 17,059.82 | 17,059.82 | 17,168.73 | 17,168.73 | 18,168.32 | 16,371.99 | 26,687.40 | 26,687.40 |
| 311250 | 001 | 2000 | ELEC PUMPING EQUIP-VALLEYFIELD | - | - | - | - | - | - | - | - |
| 311265 | 001 | 2000 | ELEC PUMP EQUIP - SOUHEGAN WDS | - | - | - | - | - | - | - | - |
| 311300 | 001 | 2000 | DIESEL PUMPING EQUIPMENT | - | - | - | - | - | - | - | - |
| 311400 | 001 | 2000 | HYDRAULIC PUMPING EQUIPMENT | 15,857.20 | 15,857.20 | 15,857.20 | 15,857.20 | 15,857.20 | 15,857.20 | 15,857.20 | 15,857.20 |
| 311500 | 001 | 2000 | NATURAL GAS PUMPING EQUIPMENT | 248,484.33 | 248,484.33 | 248,484.33 | 248,484.33 | 248,484.33 | 248,484.33 | 248,484.33 | 248,484.33 |
| 311600 | 001 | 2000 | OTHER POWER PUMPING EQUIPMENT | 54,759.15 | 54,759.15 | 54,759.15 | 54,759.15 | 54,759.15 | 54,759.15 | 54,759.15 | 54,759.15 |
| 311603 | 001 | 2000 | OTHER PWR & PUMP EQUIP-POWDER | - | - | - | - | - | - | - | - |
| 311605 | 001 | 2000 | OTHER PWR & PUMP EQUIP-AUTUMN | - | - | - | - | - | - | - | - |
| 311607 | 001 | 2000 | OTHER PWR & PUMP EQUIP-GRT BAY | - | - | - | - | - | - | - | - |
| 320000 | 001 | 2000 | PURIFICATION SYSTEM EQUIPMENT | 742,341.49 | 742,341.49 | 742,552.49 | 742,552.49 | 742,552.49 | 742,552.49 | 742,552.49 | 742,552.49 |
| 320005 | 001 | 2000 | PURIFICATION SYS EQUIP-AUTUMN | - | - | - | - | - | - | - | - |
| 320006 | 001 | 2000 | PURIF SYS EQUIP-SOUHEGAN WOODS | - | - | - | - | - | - | - | - |
| 320007 | 001 | 2000 | PURIFICATION SYS EQUIP-BT | - | - | - | - | - | - | - | - |
| 320008 | 001 | 2000 | PURIF SYS EQUIP: SWEET HILL | - | - | - | - | - | - | - | - |
| 320017 | 001 | 2000 | PURIFICATION EQUIP: GREAT BAY | - | - | - | - | - | - | - | - |
| 320100 | 001 | 2000 | OTHER PRODUCTION EQUIPMENT | 76,495.62 | 76,495.62 | 76,495.62 | 76,495.62 | 76,495.62 | 76,495.62 | 76,495.62 | 76,495.62 |
| 320101 | 001 | 2000 | OTHER PRODUCTION EQUIP: CIAC | 13,500.00 | 13,500.00 | 13,500.00 | 13,500.00 | 13,500.00 | 13,500.00 | 13,500.00 | 13,500.00 |
| 320105 | 001 | 2000 | OTHER PROD EQUIP: AUTUMN WOODS | - | - | - | - | - | - | - | - |
| 320200 | 001 | 2000 | WATER TREATMENT EQUIPMENT | 15,955,229.61 | 15,955,229.61 | 15,955,256.84 | 15,955,256.84 | 15,955,256.84 | 15,955,256.84 | 15,961,348.38 | 15,961,348.38 |
| 320250 | 001 | 2000 | PURIF SYS EQUIP-VALLEYFIELD | - | - | - | - | - | - | - | - |
| 320310 | 001 | 2000 | WATER TREATMENT: FILTER MEDIA | 1,370,554.05 | 1,370,554.05 | 1,376,761.67 | 1,376,761.67 | 1,376,761.67 | 1,376,761.67 | 1,376,761.67 | 1,376,761.67 |
| 320360 | 001 | 2000 | OTHER PROD EQUIP: CABOT PRES | - | - | - | - | - | - | - | - |
| | | | | 26,633,569.33 | 26,636,624.23 | 26,650,108.11 | 26,658,257.91 | 26,661,802.40 | 26,660,006.07 | 26,683,547.92 | 26,690,094.78 |

Transmission & Distribution

| | | | | | | | | | | | |
|--------|-----|------|---------------------------------|---------------|---------------|---------------|---------------|---------------|---------------|---------------|---------------|
| 114100 | 001 | 2000 | AQUISITION ADJ - BON TERRAIN | (384,880.18) | (384,880.18) | (384,880.18) | (384,880.18) | (384,880.18) | (384,880.18) | (384,880.18) | (384,880.18) |
| 114101 | 001 | 2000 | ACQUISITION ADJ-SOUHEGAN WOODS | (460,025.00) | (460,025.00) | (460,025.00) | (460,025.00) | (460,025.00) | (460,025.00) | (460,025.00) | (460,025.00) |
| 115101 | 001 | 2000 | ACCUM AMORT: SOUHEGN WD ACQ ADJ | 393,256.82 | 394,659.33 | 396,061.85 | 397,464.37 | 398,866.88 | 400,269.40 | 401,671.91 | 403,074.42 |
| 115102 | 001 | 2000 | ACCUM AMORT: BON TERR ACQ ADJ | 243,338.41 | 244,188.03 | 245,037.65 | 245,887.27 | 246,736.89 | 247,586.51 | 248,436.13 | 249,285.75 |
| 330160 | 001 | 2000 | DISTRIBUTION RES: SHAKESPEARE | - | - | - | - | - | - | - | - |
| 330165 | 001 | 2000 | DISTRIBUTION RES: FIFIELD TANK | - | - | - | - | - | - | - | - |
| 330170 | 001 | 2000 | DISTRIBUTION RES: POWDER HILL | - | - | - | - | - | - | - | - |
| 330171 | 001 | 2000 | DISTRIBUTION RES: GREAT BAY | - | - | - | - | - | - | - | - |
| 330174 | 001 | 2000 | DISTRIBUTION RES: ENGLISH WOOD | - | - | - | - | - | - | - | - |
| 330500 | 001 | 2000 | DISTRIBUTION RESERVIORS | 12,090,084.97 | 12,090,084.97 | 12,090,084.97 | 12,090,084.97 | 11,114,488.24 | 11,107,002.25 | 11,224,659.15 | 11,224,659.15 |
| 331000 | 001 | 2000 | PAVEMENTS - GENERAL | 322,272.32 | 322,272.32 | 322,272.32 | 322,272.32 | 322,272.32 | 322,272.32 | 322,272.32 | 322,272.32 |
| 331001 | 001 | 2000 | PAVEMENTS - TRANS MAINS | 360,604.84 | 360,604.84 | 360,604.84 | 360,604.84 | 360,604.84 | 360,604.84 | 360,604.84 | 360,604.84 |
| 331002 | 001 | 2000 | PAVEMENTS - DIST MAINS | 5,961,528.08 | 5,961,528.08 | 5,962,821.33 | 5,962,821.33 | 5,962,821.33 | 5,962,821.33 | 5,962,821.33 | 5,962,821.33 |
| 331003 | 001 | 2000 | PAVEMENTS - GATE VALVES | 239,018.36 | 239,018.36 | 239,018.36 | 239,018.36 | 239,018.36 | 239,018.36 | 239,018.36 | 239,018.36 |

| | | | | | | | | | | | |
|--------|-----|------|--------------------------------|---------------|---------------|---------------|---------------|---------------|---------------|---------------|---------------|
| 331100 | 001 | 2000 | TRANSMISSION MAINS | 13,075,686.45 | 13,075,686.45 | 13,075,686.45 | 13,075,686.45 | 13,075,686.45 | 13,075,686.45 | 13,075,686.45 | 13,075,686.45 |
| 331101 | 001 | 2000 | TRANS & DIST MAINS - BON TERR | 1,440,589.96 | 1,440,589.96 | 1,440,589.96 | 1,440,589.96 | 1,440,589.96 | 1,440,589.96 | 1,440,589.96 | 1,440,589.96 |
| 331102 | 001 | 2000 | T&D MAINS:DEV INST:BON TERRAIN | 531,932.04 | 531,932.04 | 531,932.04 | 531,932.04 | 531,932.04 | 531,932.04 | 531,932.04 | 531,932.04 |
| 331150 | 001 | 2000 | TRANS MAINS: DEVELOPER INSTALL | 235,507.36 | 235,507.36 | 235,507.36 | 235,507.36 | 235,507.36 | 235,507.36 | 235,507.36 | 235,507.36 |
| 331165 | 001 | 2000 | TRANS MAINS - SOUHEGAN WOODS | - | - | - | - | - | - | - | - |
| 331200 | 001 | 2000 | DISTRIBUTION MAINS - NEW | 45,506,770.73 | 45,506,770.73 | 45,523,240.18 | 45,523,240.18 | 45,523,240.18 | 45,523,240.18 | 45,949,835.62 | 45,949,835.62 |
| 331201 | 001 | 2000 | DISTRIBUTION SYSTEM EQUIPMENT | 122,253.28 | 122,253.28 | 122,253.28 | 122,253.28 | 122,253.28 | 122,253.28 | 122,253.28 | 122,253.28 |
| 331204 | 001 | 2000 | DISTRIBUTION MAINS: ENG WOODS | - | - | - | - | - | - | - | - |
| 331205 | 001 | 2000 | DISTRIBUTION MAINS: AUTUMN | - | - | - | - | - | - | - | - |
| 331206 | 001 | 2000 | DIST MAINS: SOUHEGAN WOODS | - | - | - | - | - | - | - | - |
| 331220 | 001 | 2000 | DIST MAINS IN LITTLE PND | - | - | - | - | - | - | - | - |
| 331250 | 001 | 2000 | DIST MAINS: GATE VALVES | 3,109,343.93 | 3,112,963.01 | 3,126,097.93 | 3,129,241.29 | 3,129,241.29 | 3,129,241.29 | 3,169,863.09 | 3,175,018.59 |
| 331251 | 001 | 2000 | GATES: 4" & UNDER - CORE | 49,003.13 | 49,003.13 | 49,084.81 | 49,084.81 | 49,084.81 | 49,084.81 | 49,084.81 | 49,084.81 |
| 331252 | 001 | 2000 | GATES: 4" & UNDER - COMM SYS | 26,478.68 | 26,478.68 | 26,499.10 | 26,499.10 | 26,499.10 | 26,499.10 | 26,499.10 | 26,499.10 |
| 331253 | 001 | 2000 | GATES: 6" & LARGER - CORE | 64,058.55 | 64,058.55 | 64,058.55 | 64,058.55 | 64,058.55 | 64,058.55 | 64,058.55 | 64,058.55 |
| 331254 | 001 | 2000 | GATES: 6" & LARGER - COMM SYS | 67,980.24 | 67,980.24 | 67,980.24 | 67,980.24 | 67,980.24 | 67,980.24 | 67,980.24 | 67,980.24 |
| 331256 | 001 | 2000 | DIST MAINS:GATE VALVES-DUNLAP | - | - | - | - | - | - | - | - |
| 331257 | 001 | 2000 | DIST MAINS:VALLEYFIELD | - | - | - | - | - | - | - | - |
| 331300 | 001 | 2000 | DIST MAINS: DEVELOPER INSTALL | 26,342,415.29 | 26,342,415.29 | 26,342,415.29 | 26,342,415.29 | 26,342,415.29 | 26,342,415.29 | 26,342,415.29 | 26,401,929.29 |
| 331305 | 001 | 2000 | DEV INST:DIST MAINS-LTLE POND | - | - | - | - | - | - | - | - |
| 331350 | 001 | 2000 | DIST MAINS: TAYLOR FALLS | - | - | - | - | - | - | - | - |
| 331360 | 001 | 2000 | DIST MAINS: CABOT PRESERVE | - | - | - | - | - | - | - | - |
| 331770 | 001 | 2000 | DISTRIBUTION MAINS - GREAT BAY | - | - | - | - | - | - | - | - |
| 333004 | 001 | 2000 | PAVEMENTS: SERVICES | 1,482,092.25 | 1,482,092.25 | 1,482,092.25 | 1,482,092.25 | 1,482,092.25 | 1,479,791.18 | 1,479,791.18 | 1,479,791.18 |
| 333100 | 001 | 2000 | NEW SERVICES | 4,805,138.54 | 4,805,138.54 | 4,805,463.35 | 4,805,463.35 | 4,820,151.35 | 4,821,212.83 | 4,834,921.63 | 4,851,139.63 |
| 333101 | 001 | 2000 | NEW SERVICES - BON TERRAIN | - | - | - | - | - | - | - | - |
| 333102 | 001 | 2000 | NEW SERV:DEV INSTALL:BON TERR | - | - | - | - | - | - | - | - |
| 333120 | 001 | 2000 | NEW SERVICES - POWDER HILL | - | - | - | - | - | - | - | - |
| 333122 | 001 | 2000 | NEW SERVICES - LITTLE POND | - | - | - | - | - | - | - | - |
| 333140 | 001 | 2000 | NEW SERVICES - ENGLISH WOODS | - | - | - | - | - | - | - | - |
| 333150 | 001 | 2000 | NEW SERVICES-VALLEYFIELD | - | - | - | - | - | - | - | - |
| 333165 | 001 | 2000 | NEW SERVICES - SOUHEGAN WOODS | - | - | - | - | - | - | - | - |
| 333200 | 001 | 2000 | RENEWED SERVICES | 3,867,166.58 | 3,874,149.83 | 3,886,824.00 | 3,891,000.71 | 3,894,295.02 | 3,900,677.41 | 3,953,739.50 | 3,959,425.66 |
| 333230 | 001 | 2000 | DEVELOPER INSTALLED SERV: CIAC | 7,286,536.57 | 7,286,536.57 | 7,313,631.66 | 7,338,618.43 | 7,359,359.05 | 7,389,475.32 | 7,404,248.22 | 7,422,343.26 |
| 333250 | 001 | 2000 | DEVELOPER INSTALLED SERV: PAID | 1,963,584.52 | 1,963,584.52 | 1,974,716.15 | 1,984,924.63 | 1,993,218.99 | 1,999,599.29 | 2,009,807.77 | 2,012,997.92 |
| 334000 | 001 | 2000 | METERING EQUIPMENT | 4,515,700.25 | 4,521,250.14 | 4,527,139.71 | 4,526,939.13 | 4,535,755.16 | 4,523,300.39 | 4,527,959.37 | 4,536,915.84 |
| 334001 | 001 | 2000 | NEW METERS - BON TERRAIN | - | - | - | - | - | - | - | - |
| 334100 | 001 | 2000 | RADIOS FOR METERING | 2,470,278.69 | 2,471,441.61 | 2,473,513.68 | 2,467,215.39 | 2,469,347.19 | 2,482,729.93 | 2,484,474.13 | 2,486,372.33 |
| 334220 | 001 | 2000 | NEW METERS - LITTLE POND | - | - | - | - | - | - | - | - |
| 334250 | 001 | 2000 | NEW METERS: BADGER HILL | - | - | - | - | - | - | - | - |
| 334360 | 001 | 2000 | NEW METERS - CABOT PRESERVE | - | - | - | - | - | - | - | - |
| 334370 | 001 | 2000 | NEW METERS: VALLEYFIELD | - | - | - | - | - | - | - | - |
| 334400 | 001 | 2000 | NEW METERS - ENGLISH WOODS | - | - | - | - | - | - | - | - |
| 334450 | 001 | 2000 | NEW METERS - BARTLETT COMMONS | - | - | - | - | - | - | - | - |
| 334500 | 001 | 2000 | NEW METERS - AUTUMN WOODS | - | - | - | - | - | - | - | - |
| 334570 | 001 | 2000 | NEW METERS: GREENFIELD FARMS | - | - | - | - | - | - | - | - |
| 334600 | 001 | 2000 | NEW METERS - DUNLAP WOODS | - | - | - | - | - | - | - | - |
| 334650 | 001 | 2000 | NEW METERS - SOUHEGAN WOODS | - | - | - | - | - | - | - | - |
| 334770 | 001 | 2000 | NEW METERS-GREAT BAY | - | - | - | - | - | - | - | - |
| 334890 | 001 | 2000 | NEW METERS: SWEET HILL | - | - | - | - | - | - | - | - |
| 334900 | 001 | 2000 | NEW METERS - ATHERTON COMMONS | - | - | - | - | - | - | - | - |
| 334920 | 001 | 2000 | NEW METERS: LAUREL WOODS | - | - | - | - | - | - | - | - |
| 334950 | 001 | 2000 | CONSTRUCTION METERS | 2,660.60 | 2,660.60 | 2,660.60 | 2,660.60 | 5,261.49 | 5,261.49 | 5,261.49 | 5,261.49 |
| 335000 | 001 | 2000 | FIRE PROT EQUIP: HYDRANTS | 3,163,769.40 | 3,163,769.40 | 3,164,729.13 | 3,164,729.13 | 3,164,729.13 | 3,164,729.13 | 3,171,175.42 | 3,171,175.42 |
| 335001 | 001 | 2000 | NEW HYDRANTS - BON TERRAIN | - | - | - | - | - | - | - | - |
| 335002 | 001 | 2000 | HYDRANTS:DEV INSTALL: BON TERR | - | - | - | - | - | - | - | - |

| | | | | | | | | | | | | | |
|--------|-----|------|--------------------------------------|------------------------|------------------------|------------------------|------------------------|------------------------|------------------------|------------------------|------------------------|------------------------|------------------------|
| 335005 | 001 | 2000 | PAVEMENTS: HYDRANTS | 100,205.95 | 100,205.95 | 100,205.95 | 100,205.95 | 100,205.95 | 100,205.95 | 100,205.95 | 100,205.95 | 100,205.95 | 100,205.95 |
| 335100 | 001 | 2000 | HYDRANTS: CIAC | 1,836,665.65 | 1,836,665.65 | 1,836,665.65 | 1,836,665.65 | 1,836,665.65 | 1,836,665.65 | 1,836,665.65 | 1,836,665.65 | 1,836,665.65 | 1,846,169.65 |
| 335200 | 001 | 2000 | NEW HYDRANTS: POWDER HILL | 900.00 | 900.00 | 900.00 | 900.00 | 900.00 | 900.00 | 900.00 | 900.00 | 900.00 | 900.00 |
| 335205 | 001 | 2000 | FIRE PROTECTION: AUTUMN | - | - | - | - | - | - | - | - | - | - |
| 335220 | 001 | 2000 | NEW HYDRANTS - LITTLE POND | - | - | - | - | - | - | - | - | - | - |
| 335650 | 001 | 2000 | NEW HYDRANTS - SOUHEGAN WOODS | - | - | - | - | - | - | - | - | - | - |
| 339000 | 001 | 2000 | OTHER TRANS/DIST EQUIPMENT | 30,352.30 | 30,352.30 | 30,352.30 | 30,352.30 | 30,352.30 | 30,352.30 | 30,352.30 | 30,352.30 | 30,352.30 | 30,352.30 |
| 339100 | 001 | 2000 | OTHER PLANT&MISC EQ-INTANGIBLE | 565.00 | 565.00 | 565.00 | 565.00 | 565.00 | 565.00 | 565.00 | 565.00 | 565.00 | 565.00 |
| 339200 | 001 | 2000 | OTHER PLANT & MISC EQ-S/S PUMP | 97,067.72 | 97,067.72 | 97,067.72 | 97,067.72 | 97,067.72 | 97,067.72 | 97,067.72 | 97,067.72 | 97,067.72 | 97,067.72 |
| 339300 | 001 | 2000 | OTHER PLANT & MISC EQUIP -WTP | 295,946.98 | 295,946.98 | 295,946.98 | 295,946.98 | 295,946.98 | 295,946.98 | 295,946.98 | 295,946.98 | 295,946.98 | 295,946.98 |
| 339360 | 001 | 2000 | OTHER TRANS/DIST EQUIP: CABOT | - | - | - | - | - | - | - | - | - | - |
| 339500 | 001 | 2000 | OTHER TRANS/DIST EQUIP: AUTUMN | - | - | - | - | - | - | - | - | - | - |
| 339650 | 001 | 2000 | OTHER TRANS/DIST EQUIP: SOUHEG | - | - | - | - | - | - | - | - | - | - |
| 339770 | 001 | 2000 | OTHER TRANS/DIST EQUIP: GRT BAY | - | - | - | - | - | - | - | - | - | - |
| | | | | 141,255,849.26 | 141,275,416.53 | 141,368,815.46 | 141,407,084.05 | 140,494,305.46 | 140,531,638.95 | 141,223,366.96 | 141,353,836.61 | | |
| | | | Miscellaneous Equipment | | | | | | | | | | |
| 340100 | 001 | 2000 | OFFICE EQUIPMENT | 677,695.98 | 677,695.98 | 677,695.98 | 677,695.98 | 677,695.98 | 677,695.98 | 677,695.98 | 677,695.98 | 677,695.98 | 677,695.98 |
| 341000 | 001 | 2000 | TRANSPORTATION EQUIPMENT | 3,940,517.96 | 3,940,517.96 | 3,924,562.94 | 3,924,562.94 | 3,924,562.94 | 3,924,562.94 | 3,963,983.60 | 3,963,983.60 | 3,963,983.60 | 3,963,983.60 |
| 343000 | 001 | 2000 | SHOP EQUIPMENT | 857,265.55 | 857,265.55 | 855,929.77 | 855,929.77 | 855,929.77 | 855,929.77 | 855,929.77 | 855,929.77 | 855,929.77 | 855,929.77 |
| 343001 | 001 | 2000 | SHOP EQUIP: BON TERRAIN | - | - | - | - | - | - | - | - | - | - |
| 344000 | 001 | 2000 | LABORATORY EQUIPMENT | 187,085.19 | 187,085.19 | 186,087.04 | 186,087.04 | 186,087.04 | 186,087.04 | 190,326.84 | 190,326.84 | 190,326.84 | 190,326.84 |
| 345000 | 001 | 2000 | POWER OPERATED EQUIPMENT | 376,133.08 | 376,133.08 | 376,133.08 | 376,133.08 | 376,133.08 | 376,133.08 | 376,133.08 | 376,133.08 | 376,133.08 | 376,133.08 |
| 346000 | 001 | 2000 | COMMUNICATION EQUIPMENT | 1,066,386.62 | 1,066,386.62 | 1,066,413.85 | 1,066,413.85 | 1,066,413.85 | 1,062,724.10 | 1,062,724.10 | 1,062,724.10 | 1,062,724.10 | 1,067,968.86 |
| 346250 | 001 | 2000 | COMMUNICATION EQUIP: BADGER HL | - | - | - | - | - | - | - | - | - | - |
| 346500 | 001 | 2000 | COMMUNICATION EQUIP: AUTUMN WD | - | - | - | - | - | - | - | - | - | - |
| 346650 | 001 | 2000 | COMMUNICATION EQUIP-SOUHEGN WD | - | - | - | - | - | - | - | - | - | - |
| 346770 | 001 | 2000 | COMMUNICATION EQUIP: GREAT BAY | - | - | - | - | - | - | - | - | - | - |
| 347110 | 001 | 2000 | COMPUTER EQUIP-HRDWARE/SFTWARE | 8,240,525.01 | 8,240,525.01 | 8,248,984.26 | 8,248,984.26 | 8,255,600.85 | 8,281,406.10 | 8,286,403.85 | 8,286,403.85 | 8,286,403.85 | 8,286,403.85 |
| 348000 | 001 | 2000 | MISCELLANEOUS GENERAL EQUIP | 784,568.04 | 784,568.04 | 780,022.78 | 780,022.78 | 783,544.01 | 787,071.98 | 797,295.78 | 797,295.78 | 797,295.78 | 797,295.78 |
| 348001 | 001 | 2000 | MISC GENERAL EQUIP - BON TERR | - | - | - | - | - | - | - | - | - | - |
| | | | | 16,130,177.43 | 16,130,177.43 | 16,115,829.70 | 16,115,829.70 | 16,125,967.52 | 16,151,610.99 | 16,210,493.00 | 16,210,493.00 | 16,210,493.00 | 16,215,737.76 |
| | | | Intangible Plant | | | | | | | | | | |
| 301000 | 001 | 2000 | ORGANIZATION EXPENSE | 28,856.17 | 28,856.17 | 28,856.17 | 28,856.17 | 28,856.17 | 28,856.17 | 28,856.17 | 28,856.17 | 28,856.17 | 28,856.17 |
| 302000 | 001 | 2000 | FRANCHISES & CONSENTS | 229,132.31 | 229,132.31 | 229,132.31 | 229,132.31 | 229,132.31 | 229,132.31 | 229,132.31 | 229,132.31 | 229,132.31 | 229,132.31 |
| | | | | 257,988.48 | 257,988.48 | 257,988.48 | 257,988.48 | 257,988.48 | 257,988.48 | 257,988.48 | 257,988.48 | 257,988.48 | 257,988.48 |
| | | | Total Plant in Service | 248,210,632.55 | 248,233,254.72 | 248,334,461.39 | 248,380,879.78 | 247,481,783.50 | 246,553,679.85 | 247,344,419.43 | 247,499,280.70 | | |
| | | | Accumulated Depreciation | | | | | | | | | | |
| 108000 | 001 | 2000 | ACCUMULATED DEPRECIATION | (87,583,871.14) | (88,114,264.97) | (88,583,302.56) | (89,105,863.88) | (88,807,414.08) | (88,822,037.32) | (89,340,503.81) | (89,340,503.81) | (89,340,503.81) | (89,859,216.79) |
| 108001 | 001 | 2000 | ACCUM DEPREC: COST OF REMOVAL | 7,251,661.50 | 7,253,456.24 | 7,257,006.41 | 7,258,162.92 | 7,259,908.79 | 7,261,943.16 | 7,322,615.95 | 7,322,615.95 | 7,322,615.95 | 7,324,631.04 |
| 108002 | 001 | 2000 | ACCUMULATED DEPREC: GAIN/LOSS | 7,120,426.82 | 7,120,426.82 | 7,142,075.45 | 7,145,985.44 | 7,337,597.59 | 7,898,819.71 | 7,898,819.71 | 7,898,819.71 | 7,898,819.71 | 7,895,222.51 |
| 108100 | 001 | 2000 | THEORETICAL DEP RESEVE-2007 | 3,531,600.00 | 3,531,600.00 | 3,531,600.00 | 3,531,600.00 | 3,531,600.00 | 3,531,600.00 | 3,531,600.00 | 3,531,600.00 | 3,531,600.00 | 3,531,600.00 |
| | | | | (69,680,182.82) | (70,208,781.91) | (70,652,620.70) | (71,170,115.52) | (70,678,307.70) | (70,129,674.45) | (70,587,468.15) | (70,587,468.15) | (70,587,468.15) | (71,107,763.24) |
| | | | Net Plant in Service | 178,530,449.73 | 178,024,472.81 | 177,681,840.69 | 177,210,764.26 | 176,803,475.80 | 176,424,005.40 | 176,756,951.28 | 176,391,517.46 | | |
| | | | Construction Work in Progress | | | | | | | | | | |
| 105111 | 001 | 2000 | CWIP: LABOR CLEARING | (10,026.23) | (9,853.40) | (10,026.29) | (10,026.30) | (10,026.30) | (10,026.31) | (10,026.38) | (10,026.38) | (10,026.38) | (7,834.78) |
| 105222 | 001 | 2000 | CWIP: CONTRACTOR CLEARING | 173,580.35 | 199,838.72 | 238,515.60 | 367,978.57 | 586,793.14 | 1,144,154.00 | 923,601.86 | 923,601.86 | 923,601.86 | 1,075,275.14 |
| 105333 | 001 | 2000 | CWIP: WTP EVAL & CAPITAL PLAN | 84.87 | 84.87 | 84.87 | 84.87 | 84.87 | 84.87 | 84.87 | 84.87 | 84.87 | 84.87 |
| 105444 | 001 | 2000 | CWIP: OPERATIONS BUILDING | 141,968.30 | 192,153.22 | 163,790.17 | 205,438.59 | 217,730.10 | 264,452.73 | 274,444.76 | 274,444.76 | 274,444.76 | 290,813.70 |
| | | | | 305,607.29 | 382,223.41 | 392,364.35 | 563,475.73 | 794,581.81 | 1,398,665.29 | 1,188,105.11 | 1,188,105.11 | 1,188,105.11 | 1,358,338.93 |
| | | | Total Plant | 178,836,057.02 | 178,406,696.22 | 178,074,205.04 | 177,774,239.99 | 177,598,057.61 | 177,822,670.69 | 177,945,056.39 | 177,749,856.39 | | |

Current Assets

Cash

| | | | | | | | | | | | | |
|-----------|-----|------|--|----------------------|---------------------|---------------------|---------------------|---------------------|---------------------|----------------------|---------------------|-----------|
| 0110:1311 | 001 | 2000 | PETTY CASH: WTP | 2,000.02 | 2,000.01 | 2,000.00 | 2,000.00 | 2,000.01 | 2,000.00 | 2,000.00 | 2,000.00 | 2,000.00 |
| 131111 | 001 | 2000 | PETTY CASH: OPERATIONS | 2,000.00 | 2,000.00 | 2,000.00 | 2,000.00 | 2,000.00 | 2,000.00 | 2,000.00 | 2,000.00 | 2,000.00 |
| 131112 | 001 | 2000 | PETTY CASH: OFFICE | 2,000.00 | 2,000.00 | 2,000.00 | 2,000.00 | 2,000.00 | 2,000.00 | 2,000.00 | 2,000.00 | 2,000.00 |
| 131115 | 001 | 2000 | PETTY CASH : ENGINEERING | - | - | - | - | - | - | - | - | - |
| 131125 | 001 | 2000 | CASH-PAYROLL RBS CITIZENS BANK | - | - | - | - | - | - | - | - | - |
| 131120 | 001 | 2000 | CASH-BANK OF AMERICA: PWW | - | - | - | - | - | - | - | - | - |
| 131140 | 001 | 2000 | CASH - TD BANK | - | - | - | - | - | - | - | - | - |
| 131230 | 001 | 2000 | CASH PAYROLL - TD BANK | - | - | - | - | - | - | - | - | - |
| 131350 | 001 | 2000 | RESTRICTED CASH - RSF TD BANK | 579,246.73 | 483,090.84 | 425,387.82 | 280,943.67 | 159,841.87 | 521,825.03 | 786,269.89 | 1,114,591.48 | |
| 131360 | 001 | 2000 | RESTRICTED CASH - 2014 BOND PROJECT FUND | - | - | - | - | - | - | - | - | - |
| 131361 | 001 | 2000 | RESTRICTED CASH - BOND REFUND ESCROW FUND | - | - | - | - | - | - | - | - | - |
| 131370 | 001 | 2000 | RESTRICTED CASH - 2015 BOND PROJECT FUND | - | - | - | - | - | - | - | - | - |
| 131371 | 001 | 2000 | RESTRICTED CASH - 2015 BOND FUND ESCROW FUND | - | - | - | - | - | - | - | - | - |
| 131375 | 001 | 2000 | DSRR 1.0 RSF | 514,996.27 | 669,765.27 | 460,163.45 | 1,018,191.85 | 946,389.08 | 1,195,385.28 | 1,786,861.35 | 1,232,514.12 | |
| 131380 | 001 | 2000 | MOERR RSF | 2,613,423.06 | 2,671,375.19 | 2,369,763.87 | 2,361,901.08 | 2,868,120.10 | 2,644,409.90 | 3,149,652.33 | 3,634,249.32 | |
| 131385 | 001 | 2000 | MOERR | 3,153,687.82 | 2,855,226.92 | 2,953,489.76 | 2,625,240.99 | 2,908,156.68 | 1,769,006.49 | 2,060,078.31 | 1,812,614.75 | |
| 131390 | 001 | 2000 | DSRR 1.0 | 2,846,723.41 | 1,978,589.76 | 767,547.13 | 1,603,711.79 | 2,133,505.03 | 2,639,536.80 | 3,041,731.07 | 746,085.95 | |
| 131372 | 001 | 2000 | RESTRICTED CASH-2018 BOND PROJECT FUND | - | - | - | - | - | - | - | - | - |
| 131373 | 001 | 2000 | RESTRICTED CASH-2019 BOND PROJECT FUND | - | - | - | - | 5,224.84 | 5,224.84 | 5,224.84 | 5,224.84 | 5,224.84 |
| 131374 | 001 | 2000 | RESTRICTED CASH-2020 BOND PROJECT FUND | 5,474.84 | 5,474.84 | 5,474.84 | 5,474.84 | - | - | - | - | - |
| 131376 | 001 | 2000 | RESTRICTED CASH-2020C BOND PROJECT FUND | 18,236.29 | 18,236.29 | 18,236.29 | 18,236.29 | 16,977.03 | 16,977.03 | 16,977.03 | - | - |
| 131377 | 001 | 2000 | RESTRICTED CASH-2021 BOND PROJECT FUND | 14,562.16 | 14,562.16 | 14,562.16 | 14,562.16 | 14,562.16 | 14,562.16 | 14,562.16 | 14,562.16 | 14,562.16 |
| 131378 | 001 | 2000 | RESTRICTED CASH-2022 BOND PROJECT FUND | - | - | - | 4,577.68 | 4,577.68 | 4,577.68 | 4,577.68 | 4,577.68 | 4,577.68 |
| 135100 | 001 | 2000 | INVESTMENTS-BOND PROJECT FUND | - | - | - | - | - | - | - | - | - |
| 131395 | 001 | 2000 | DSRR 0.1 | 1,073,084.31 | 1,140,035.52 | 1,170,543.38 | 682,927.99 | 321,134.65 | 424,705.48 | 535,322.34 | 638,032.56 | |
| 171360 | 001 | 2000 | ACCRUED INTEREST INCOME-2014 BOND PROJ FUND | - | - | - | - | - | - | - | - | - |
| 171370 | 001 | 2000 | ACCRUED INTEREST INCOME-2015 BOND PROJ FUND | - | - | - | - | - | - | - | - | - |
| 181360 | 001 | 2000 | DISCOUNT ON BONDS-2014 BOND PROJ FUND | - | - | - | - | - | - | - | - | - |
| 181370 | 001 | 2000 | DISCOUNT ON BONDS-2015 BOND PROJ FUND | - | - | - | - | - | - | - | - | - |
| 131300 | 001 | 2000 | RESTRICTED CASH - RSF | - | - | - | - | - | - | - | - | - |
| 131200 | 001 | 2000 | CASH-PAYROLL | - | - | - | - | - | - | - | - | - |
| | | | | 10,825,434.91 | 9,842,356.80 | 8,191,168.70 | 8,621,768.34 | 9,384,489.13 | 9,242,210.69 | 11,407,257.00 | 9,208,452.86 | |

Accounts Receivable, Net

| | | | | | | | | | | | | |
|--------|-----|------|--------------------------------|---------------------|---------------------|---------------------|---------------------|---------------------|---------------------|---------------------|---------------------|---|
| 141000 | 001 | 2000 | A/R: BILLED WATER REVENUE | - | - | - | - | - | - | - | - | - |
| 141150 | 001 | 2000 | A/R: BILLED WATER REVENUE | 2,466,776.71 | 2,645,882.80 | 2,292,128.27 | 2,704,491.67 | 2,330,858.91 | 2,358,383.65 | 3,963,607.31 | 2,935,726.42 | |
| 141350 | 001 | 2000 | A/R: MVD REMOVAL GRANTS | - | - | - | - | - | - | - | - | - |
| 141100 | 001 | 2000 | | 20,136.06 | 30,265.30 | 40,381.78 | 11,169.50 | 23,650.66 | 16,151.14 | 25,359.86 | 13,578.70 | |
| 141400 | 001 | 2000 | A/R: MISCELLANEOUS | 262,337.36 | 262,337.36 | 262,337.36 | 262,337.36 | 262,337.36 | 269,758.31 | 274,194.74 | 284,702.52 | |
| 141450 | 001 | 2000 | A/R: MISC COMPUTERS | - | - | - | - | - | - | - | - | - |
| 142200 | 001 | 2000 | A/R: JOBBING | 37,172.59 | 31,501.13 | 29,293.82 | 30,354.18 | 37,987.19 | 42,178.50 | 35,107.83 | 30,442.53 | |
| 143901 | 001 | 2000 | ALLOW FOR DOUBTFUL ACCTS-WATER | (25,027.84) | (25,000.00) | (25,043.38) | (25,000.00) | (25,000.00) | (25,000.00) | (25,000.00) | (25,000.00) | |
| 143902 | 001 | 2000 | ALLOW FOR DOUBTFUL ACCTS-JOBNG | (14,319.12) | (14,319.12) | (18,711.96) | (18,711.96) | (18,711.96) | (22,330.55) | (22,330.55) | (22,330.55) | |
| | | | | 2,747,075.76 | 2,930,667.47 | 2,580,385.89 | 2,964,640.75 | 2,611,122.16 | 2,639,141.05 | 4,250,939.19 | 3,217,119.62 | |

Unbilled Revenue

| | | | | | | | | | | | | |
|--------|-----|------|--|---------------------|---------------------|---------------------|---------------------|---------------------|---------------------|---------------------|---------------------|---|
| 173150 | 001 | 2000 | A/R: UNBILLED WATER REV-QRTL | - | - | - | - | - | - | - | - | - |
| 173151 | 001 | 2000 | A/R: UNBILLED WATER REV-MONTH | 2,039,515.00 | 2,048,946.00 | 2,228,297.00 | 1,832,880.00 | 2,308,731.00 | 3,074,709.00 | 3,016,120.00 | 3,527,558.00 | |
| 173152 | 001 | 2000 | A/R: UNBLLD REVENUE-RECOUPMENT | 3,028,533.89 | 2,946,103.15 | 2,485,143.17 | 2,209,946.12 | 1,936,310.17 | 1,664,255.06 | 1,393,832.69 | 1,135,046.88 | |
| 173153 | 001 | 2000 | A/R UNBILLED:RECOUP STEP INCR | - | - | - | - | - | - | - | - | - |
| 173154 | 001 | 2000 | A/R UNBILLED:RECOUP -2020 | - | - | - | 538,647.79 | 358,684.89 | 179,060.67 | 534.65 | 344.13 | |
| 173155 | 001 | 2000 | A/R QCPAC UNBILLED RECOUPMENT - 2021 | - | - | - | - | - | - | - | - | - |
| 173156 | 001 | 2000 | A/R UNBILLED RECOUPMENT: MISCELLANEOUS | - | - | - | - | - | - | - | - | - |
| | | | | 5,068,048.89 | 4,995,049.15 | 4,713,440.17 | 4,581,473.91 | 4,603,726.06 | 4,918,024.73 | 4,410,487.34 | 4,662,949.01 | |

Inventory & Supplies

| | | | | | | | | | | | | |
|--------|-----|------|-----------------------------|------------|------------|------------|------------|------------|------------|------------|------------|--|
| 151100 | 001 | 2000 | INVENTORY: PIPES & FITTINGS | 385,718.41 | 376,185.67 | 412,447.10 | 416,165.27 | 426,143.72 | 406,801.01 | 403,157.62 | 398,935.70 | |
|--------|-----|------|-----------------------------|------------|------------|------------|------------|------------|------------|------------|------------|--|

| | | | | | | | | | | | |
|--------|-----|------|-------------------------------------|----------------------|----------------------|----------------------|----------------------|----------------------|----------------------|----------------------|----------------------|
| 151101 | 001 | 2000 | INVENTORY: NEW METERS | 214,793.11 | 273,583.51 | 236,382.88 | 241,979.59 | 208,374.22 | 207,765.40 | 194,346.82 | 193,890.46 |
| 151150 | 001 | 2000 | INVENTORY: MISC T & D | 145.01 | 771.27 | 613.35 | 512.51 | 930.51 | 657.51 | 657.51 | 566.51 |
| 151200 | 001 | 2000 | INVENTORY: WTP SPARE PARTS | - | - | - | - | - | - | - | - |
| 151201 | 001 | 2000 | INVENTORY: WTP CHEMICALS | 222,400.42 | 219,656.81 | 233,449.15 | 273,993.07 | 294,391.14 | 370,386.96 | 395,709.86 | 347,221.63 |
| 151250 | 001 | 2000 | INVENTORY: FLEET/VEHICLES | (75.13) | (75.13) | (75.13) | (75.13) | (75.13) | (75.13) | (75.13) | (75.13) |
| 151300 | 001 | 2000 | INVENTORY:BACKUP GENERAT FUEL | 20,553.11 | 20,553.11 | 20,553.11 | 20,553.11 | 20,553.11 | 20,553.11 | 20,553.11 | 20,553.11 |
| 151600 | 001 | 2000 | INV: CUSTOMER HANDBOOK/FOLDER | - | - | - | - | - | - | - | - |
| 151615 | 001 | 2000 | INV: CUSTOMER BROCHURE/INSERTS | - | - | - | - | - | - | - | - |
| 151625 | 001 | 2000 | INVENTORY: CUST CONSERVATION | - | - | - | - | - | - | - | - |
| 151650 | 001 | 2000 | INVENTORY: BILLING & ACCTING | 14,574.24 | 12,879.81 | 11,195.11 | 9,510.41 | 19,663.89 | 17,585.85 | 15,536.33 | 13,245.29 |
| 151700 | 001 | 2000 | INVENTORY: POCKET FOLDERS | - | - | - | - | - | - | - | - |
| 151725 | 001 | 2000 | INVENTORY:EDUCATIONAL SUPPLIES | - | - | - | - | - | - | - | - |
| 151730 | 001 | 2000 | INVENTORY: CCR'S | - | - | - | - | - | - | - | - |
| 184200 | 001 | 2000 | INVENTORY-WIP | (90,028.04) | (13,418.48) | (49,455.24) | 15,553.37 | (26,557.89) | (108,569.27) | (124,592.00) | (78,524.67) |
| | | | | 768,081.13 | 890,136.57 | 865,110.33 | 978,192.20 | 943,423.57 | 915,105.44 | 905,294.12 | 895,812.90 |
| | | | Prepaid Expenses & Other | | | | | | | | |
| 162100 | 001 | 2000 | PREPAID INSURANCE | 8,146.38 | 102,272.47 | 68,902.62 | 142,559.51 | 150,689.51 | 158,819.47 | 99,522.36 | 169,764.75 |
| 162150 | 001 | 2000 | PREPAID COMPUTER CLASSES | - | - | - | - | - | - | - | - |
| 162200 | 001 | 2000 | PREPAID COMPUTER MAINTENANCE | 354,775.25 | 415,852.46 | 391,301.82 | 355,192.68 | 377,220.15 | 444,603.72 | 469,087.09 | 453,421.72 |
| 163310 | 001 | 2000 | PREPAID PROPERTY TAXES | 420,314.56 | 210,157.29 | - | - | - | 767,534.35 | 511,689.55 | 255,844.75 |
| 162350 | 001 | 2000 | PREPAID OFFICE EQUIPMENT | - | - | - | - | - | - | - | - |
| 162400 | 001 | 2000 | CLEARING ACCOUNT (DO NOT USE) | - | - | - | - | - | - | - | - |
| 162450 | 001 | 2000 | PREPAID HECOP III OFFICE LEASE | 27,500.00 | 27,500.00 | 27,500.00 | 27,500.00 | 27,500.00 | 27,500.00 | 27,500.00 | 27,500.00 |
| 162500 | 001 | 2000 | PREPAID POSTAGE | 32,000.00 | 32,000.00 | 32,000.00 | 32,000.00 | 32,000.00 | 32,000.00 | 32,000.00 | 32,000.00 |
| 162700 | 001 | 2000 | PREPAID EXPENSES | 41,142.56 | 73,101.94 | 304,378.82 | 312,308.42 | 328,217.28 | 320,693.41 | 301,035.90 | 296,733.91 |
| 162300 | 001 | 2000 | PREPAID TAXES | - | - | - | - | - | - | - | - |
| 162310 | 001 | 2000 | PREPAID PROPERTY TAXES | - | - | - | - | - | - | - | - |
| 184100 | 001 | 2000 | CLEARING ACCOUNT | (28,240.26) | (27,575.91) | (28,240.26) | (28,240.26) | (28,240.26) | (28,240.26) | (28,240.26) | (28,240.26) |
| | | | | 855,638.49 | 833,308.25 | 795,843.00 | 841,320.35 | 887,386.68 | 1,722,910.69 | 1,412,594.64 | 1,207,024.87 |
| 233300 | 001 | 2000 | INTERCO PAY/REC: PWW/PCP | 22,135,443.03 | 16,897,883.96 | 16,291,040.89 | 15,265,295.87 | 15,320,461.11 | 14,804,872.80 | 13,991,276.95 | 15,822,496.00 |
| 233400 | 001 | 2000 | INTERCO PAY/REC: PWW/TSC | - | - | - | - | - | - | - | - |
| 233500 | 001 | 2000 | INTERCO PAY/REC: PWW/PWS | 2,239,235.54 | 2,420,147.02 | 2,606,216.36 | 2,775,651.89 | 2,933,654.13 | 3,095,927.98 | 3,146,025.05 | 3,464,004.05 |
| 233600 | 001 | 2000 | INTERCO PAY/REC: PWW/PAC | 374,001.36 | 382,640.70 | 402,589.04 | 417,961.83 | 434,608.46 | 458,587.19 | 492,233.16 | 506,638.82 |
| 233650 | 001 | 2000 | INTERCO LOAN PWW/PAC: RSF | 12,954.74 | 12,954.74 | 12,954.74 | 12,954.74 | 12,954.74 | - | - | - |
| 233700 | 001 | 2000 | INTERCO PAY/REC: PWW/PEU | 2,407,646.15 | 2,655,981.77 | 2,985,148.97 | 3,209,281.38 | 3,524,451.27 | 3,755,974.52 | 4,002,766.54 | 4,309,614.43 |
| | | | | 27,169,280.82 | 22,369,608.19 | 22,297,950.00 | 21,681,145.71 | 22,226,129.71 | 22,115,362.49 | 21,632,301.70 | 24,102,753.30 |
| | | | Total Current Assets | 47,433,560.00 | 41,861,126.43 | 39,443,898.09 | 39,668,541.26 | 40,656,277.31 | 41,552,755.09 | 44,018,873.99 | 43,294,112.56 |
| | | | Other Assets | | | | | | | | |
| | | | Abandoned Property | | | | | | | | |
| 182110 | 001 | 2000 | ABAND PROP:CABOT PRESERVE WELL | - | - | - | - | - | - | - | - |
| 182120 | 001 | 2000 | ABAND PROP: DUNLAP WOODS WELLS | - | - | - | - | - | - | - | - |
| 182300 | 001 | 2000 | SERV ABAND: BRIDGE/SANDERS ST | - | - | - | - | - | - | - | - |
| 182500 | 001 | 2000 | MAIN ABANDONMENT: CUSHING AVE | - | - | - | - | - | - | - | - |
| | | | Other Deferred Charges | | | | | | | | |
| 186100 | 001 | 2000 | ACQUISITION PREMIUM - MARA | 60,669,013.58 | 60,498,526.34 | 60,328,039.10 | 60,157,551.85 | 59,987,064.61 | 59,816,577.37 | 59,646,090.91 | 59,475,603.67 |
| 186120 | 001 | 2000 | FIFIELD TANK INSPECTION | - | - | - | - | - | - | - | - |
| 186126 | 001 | 2000 | MAST ROAD RAILROAD CROSSING | - | - | - | - | - | - | - | - |
| 186130 | 001 | 2000 | SERGEANT WOODS - NEWTON NH | - | - | - | - | - | - | - | - |
| 186136 | 001 | 2000 | WATER ST OFFICE RELOCATION | - | - | - | - | - | - | - | - |
| 186140 | 001 | 2000 | SARBANES-OXLEY | - | - | - | - | - | - | - | - |
| 186145 | 001 | 2000 | 2ND STEP DEFERRED EXPENSE | - | - | - | - | - | - | - | - |
| 186150 | 001 | 2000 | BOND DEFEASANCE PREMIUM | - | - | - | - | - | - | - | - |

| | | | | | | | | | | | |
|--------|-----|------|--|------------|------------|------------|------------|------------|------------|------------|------------|
| 186155 | 001 | 2000 | NORTHWEST PRESSURE SYSTEM ANALYSIS | 16,808.15 | 16,737.53 | 16,666.91 | 16,596.29 | 16,525.67 | 16,455.05 | 16,384.43 | 16,313.81 |
| 186160 | 001 | 2000 | DISTRIBUTION SYSTEM ANALYSIS - HUDSON | 5,016.05 | 4,994.97 | 4,973.89 | 4,952.81 | 4,931.73 | 4,910.65 | 4,889.57 | 4,868.49 |
| 186165 | 001 | 2000 | PWW RRA-ERP 2021 | 15,386.92 | 15,199.27 | 15,011.62 | 14,823.97 | 14,636.32 | 14,448.67 | 14,261.02 | 14,073.37 |
| 186172 | 001 | 2000 | MERRIMACK INTERCONNECT STUDY | - | - | - | - | - | - | - | - |
| 186173 | 001 | 2000 | BERKELY/SWART TERRACE STUDY | - | - | - | - | - | - | - | - |
| 186175 | 001 | 2000 | CROSS CONNECTION SURVEY-NASHUA | 13,132.84 | 12,747.04 | 12,361.23 | 11,975.43 | 11,589.63 | 11,203.82 | 10,818.01 | 10,432.21 |
| 186180 | 001 | 2000 | PWW TRADEMARK | - | - | - | - | - | - | - | - |
| 186202 | 001 | 2000 | UNION NEGOTIATIONS - 2002 | - | - | - | - | - | - | - | - |
| 186203 | 001 | 2000 | UNION NEGOTIATIONS - 2006-2007 | - | - | - | - | - | - | - | - |
| 186204 | 001 | 2000 | UNION NEGOTIATIONS - 2010 | - | - | - | - | - | - | - | - |
| 186205 | 001 | 2000 | UNION NEGOTIATIONS - 2013 | - | - | - | - | - | - | - | - |
| 186206 | 001 | 2000 | UNION NEGOTIATIONS - 2015 | - | - | - | - | - | - | - | - |
| 186207 | 001 | 2000 | UNION NEGOTIATIONS - 2017 | - | - | - | - | - | - | - | - |
| 186208 | 001 | 2000 | UNION NEGOTIATIONS - 2021 | 1,280.20 | 1,242.55 | 1,204.90 | 1,167.25 | 1,129.60 | 1,091.95 | 1,054.30 | 1,016.65 |
| 186210 | 001 | 2000 | TYNGSBORO WHOLESAL AGREEMENT | 6,346.04 | 6,208.20 | 6,070.37 | 5,932.53 | 5,794.70 | 5,656.86 | 5,519.03 | 5,381.19 |
| 186215 | 001 | 2000 | PWW/PEU-COST OF SERVICE STUDY | 3,448.21 | 3,371.51 | 3,294.82 | 3,218.12 | 3,141.43 | 3,064.73 | 2,988.04 | 2,911.34 |
| 186220 | 001 | 2000 | COST OF SERVICE STUDY 2001 | - | - | - | - | - | - | - | - |
| 186225 | 001 | 2000 | EMPLOYEE RECRUITOR FEES | - | - | - | - | - | - | - | - |
| 186230 | 001 | 2000 | SYNERGEN TRAINING - 2007 | - | - | - | - | - | - | - | - |
| 186233 | 001 | 2000 | WILL STREET RENOVATIONS 2006 | - | - | - | - | - | - | - | - |
| 186235 | 001 | 2000 | RATE CASE: 2008 | - | - | - | - | - | - | - | - |
| 186240 | 001 | 2000 | RATE CASE - 2006 | - | - | - | - | - | - | - | - |
| 186241 | 001 | 2000 | 2010 DEFERRED RATE CASE EXP | - | - | - | - | - | - | - | - |
| 186242 | 001 | 2000 | RATE CASE EXPENSE: 2012 | - | - | - | - | - | - | - | - |
| 186243 | 001 | 2000 | RATE CASE EXPENSE: 2015 | 10,533.23 | 10,533.23 | 10,533.23 | 10,533.23 | 10,533.23 | 10,533.23 | 10,533.23 | 10,533.23 |
| 186244 | 001 | 2000 | RATE CASE EXPENSE: 2018 | 39,013.71 | 25,465.71 | 11,990.71 | 5,295.95 | 5,295.95 | 5,295.95 | 5,295.95 | 5,295.95 |
| 186245 | 001 | 2000 | DEFERRED ASSET - SERP | 840,805.09 | 840,805.09 | 838,814.09 | 838,814.09 | 838,814.09 | 836,777.09 | 836,777.09 | 836,777.09 |
| 186246 | 001 | 2000 | RATE CASE - 2021 | - | - | - | - | 644.00 | 3,123.02 | 9,834.90 | 9,834.90 |
| 186250 | 001 | 2000 | ADULT LEARNCTR-NASHUA LAW SUIT | - | - | - | - | - | - | - | - |
| 186255 | 001 | 2000 | MERRIMACK VILLAGE DAM | - | - | - | - | - | - | - | - |
| 186256 | 001 | 2000 | MERRIMACK VILLAGE DAM:PHASE II | - | - | - | - | - | - | - | - |
| 186257 | 001 | 2000 | MERRIMACK VILLAGE DAM DEOMOLIT | - | - | - | - | - | - | - | - |
| 186260 | 001 | 2000 | NASHUA AERIAL PHOTOGRAPHY PROJ | - | - | - | - | - | - | - | - |
| 186270 | 001 | 2000 | STUDY: BROOK DAMS ACTION PLAN | - | - | - | - | - | - | - | - |
| 186275 | 001 | 2000 | 2007 CELL TOWER LEASE SALE | - | - | - | - | - | - | - | - |
| 186300 | 001 | 2000 | HI-LO WELL #4 REDEVELOP 2010 | 8,583.93 | 8,498.13 | 8,412.32 | 8,326.52 | 8,240.71 | 8,154.91 | 8,069.10 | 7,983.30 |
| 186320 | 001 | 2000 | TARIFF FILING: SYS UPGRADE FEE | - | - | - | - | - | - | - | - |
| 186325 | 001 | 2000 | RATE CASE EXPENSE: 2004 | - | - | - | - | - | - | - | - |
| 186330 | 001 | 2000 | PENNICHUCK POND AQUIFER STUDY | - | - | - | - | - | - | - | - |
| 186335 | 001 | 2000 | WATERSHED PROTECTION VIDEOS-PENN BROOK | - | - | - | - | - | - | - | - |
| 186420 | 001 | 2000 | WATERSHED STUDY | - | - | - | - | - | - | - | - |
| 186421 | 001 | 2000 | RESERVOIR STORAGE & SEDIMENT MONITORING | - | - | - | - | - | - | - | - |
| 186425 | 001 | 2000 | NRPC - MUTUAL AID STUDY | - | - | - | - | - | - | - | - |
| 186430 | 001 | 2000 | CATCH BASIN MARKING 2004 | - | - | - | - | - | - | - | - |
| 186450 | 001 | 2000 | PENNICHUCK BROOK WATERSHED STY | - | - | - | - | - | - | - | - |
| 186451 | 001 | 2000 | WATERSHED GRDWTR MONT:PENN BRK | 3,423.70 | 3,243.83 | 3,063.93 | 2,884.05 | 2,704.16 | 2,524.27 | 2,344.39 | 2,164.52 |
| 186452 | 001 | 2000 | WATERSHED SCHOOL EDUCATION | 4,305.97 | 4,079.23 | 3,852.45 | 3,625.71 | 3,398.93 | 3,172.18 | 2,945.41 | 2,718.67 |
| 186453 | 001 | 2000 | PENNICHUCK BROOK SAEF YIELD EVALUATION | 12,907.32 | 12,684.77 | 12,462.24 | 12,239.71 | 12,017.16 | 11,794.62 | 11,572.08 | 11,349.53 |
| 186454 | 001 | 2000 | SOURCE WATER PROTECTION STUDY | 6,233.39 | 6,050.05 | 5,866.72 | 5,683.39 | 5,500.05 | 5,316.71 | 5,133.38 | 4,950.04 |
| 186455 | 001 | 2000 | HARRIS POND BATHYMETRIC SURVEY | - | - | - | - | - | - | - | - |
| 186456 | 001 | 2000 | HARRIS & BOWERS POND VEGETATION ASSESSMENT | 6,907.25 | 6,826.52 | 6,745.79 | 6,665.06 | 6,584.33 | 6,503.60 | 6,422.87 | 6,342.14 |
| 186457 | 001 | 2000 | INFILL & DREDGING FEAS STUDY: HARRIS/BOWERS/TINKER | 28,265.84 | 27,942.62 | 27,619.39 | 27,296.17 | 26,972.94 | 26,649.72 | 26,326.49 | 26,003.27 |
| 186458 | 001 | 2000 | HARRIS POND DAM LOD & STUDY | 99,932.46 | 99,085.57 | 98,238.68 | 97,391.79 | 96,544.90 | 95,698.01 | 94,851.12 | 94,004.23 |
| 186459 | 001 | 2000 | SUPPLY POND DAM LOD & STUDY | 47,709.25 | 47,304.94 | 46,900.63 | 46,496.32 | 46,092.01 | 45,687.70 | 45,283.39 | 44,879.08 |
| 186460 | 001 | 2000 | STUMP PD WATRSHD:COMM BAS EDUC | - | - | - | - | - | - | - | - |
| 186461 | 001 | 2000 | STUMP PD STORMWATER BMP | (545.91) | (545.91) | (545.91) | (545.91) | (545.91) | (545.91) | (545.91) | (545.91) |

| | | | | | | | | | | | |
|--------|-----|------|--|-----------------------|-----------------------|-----------------------|-----------------------|-----------------------|-----------------------|-----------------------|-----------------------|
| 186465 | 001 | 2000 | STORMWATER BMP RETROFIT EVAL | 2,125.75 | 1,932.50 | 1,739.25 | 1,546.00 | 1,352.75 | 1,159.50 | 966.25 | 773.00 |
| 186466 | 001 | 2000 | STORMWATER BMP OUTREACH | 12,204.56 | 12,062.65 | 11,920.74 | 11,778.83 | 11,636.92 | 11,495.01 | 11,353.10 | 11,211.19 |
| 186470 | 001 | 2000 | TOWN OF MILFORD-WATERSHED STDY | - | - | - | - | - | - | - | - |
| 186475 | 001 | 2000 | UPPER MERRIMACK WTRSHED STUDY | - | - | - | - | - | - | - | - |
| 186480 | 001 | 2000 | FACILIT STUDY:NASHUA/MERRIMACK | - | - | - | - | - | - | - | - |
| 186485 | 001 | 2000 | WATERSHED MONITOR-SEDIMENT DEP | 3,428.71 | 3,087.21 | 2,745.69 | 2,404.20 | 2,062.69 | 1,721.19 | 1,379.68 | 1,038.18 |
| 186490 | 001 | 2000 | WATERSHED-ROOF LEADER EDUCAT | 2,812.70 | 2,672.11 | 2,531.43 | 2,390.81 | 2,250.16 | 2,109.48 | 1,968.89 | 1,828.30 |
| 186500 | 001 | 2000 | WATERSHED:BMP RETROFIT EVAL | - | - | - | - | - | - | - | - |
| 186510 | 001 | 2000 | WATERSHED RESTORATION PLAN | 7,454.45 | 6,782.68 | 6,110.86 | 5,439.09 | 4,767.27 | 4,095.50 | 3,423.68 | 2,751.91 |
| 186520 | 001 | 2000 | FEAS STUDY-STSWEEP/CATCH BASIN | 7,150.51 | 6,839.63 | 6,528.72 | 6,217.86 | 5,907.00 | 5,596.09 | 5,285.20 | 4,974.32 |
| 186530 | 001 | 2000 | K-M NATURAL GAS STUDY | 6,422.90 | 6,276.93 | 6,130.95 | 5,984.97 | 5,839.00 | 5,693.02 | 5,547.05 | 5,401.08 |
| 186550 | 001 | 2000 | OSHA COMPLIANCE | - | - | - | - | - | - | - | - |
| 186560 | 001 | 2000 | ENGINEERING STUDY - CHEMICAL FEED AT WTP | - | - | - | - | - | - | - | - |
| 186600 | 001 | 2000 | ASSET MANAGEMENT ASSESS STUDY | 34,047.55 | 32,567.23 | 31,086.80 | 29,606.57 | 28,126.34 | 26,645.91 | 25,165.60 | 23,685.25 |
| 186610 | 001 | 2000 | RISK ASSESSMENT & EMERG PLAN | 103,592.21 | 102,614.92 | 103,095.62 | 102,106.09 | 101,116.55 | 100,127.02 | 99,137.48 | 98,147.94 |
| 186650 | 001 | 2000 | EMINENT DOMAIN COSTS | - | - | - | - | - | - | - | - |
| 186670 | 001 | 2000 | PENNICHUCK BROOK WATERSHED WEB | - | - | - | - | - | - | - | - |
| 186671 | 001 | 2000 | PENNICHUCK BROOK PONDS AERIAL | 16,356.52 | 16,122.86 | 15,916.11 | 15,682.13 | 15,448.15 | 15,214.17 | 14,980.19 | 14,746.21 |
| 186675 | 001 | 2000 | WEB SITE UPGRADE 2006 | - | - | - | - | - | - | - | - |
| 186680 | 001 | 2000 | WEB-SITE UPGRADE 2012 | - | - | - | - | - | - | - | - |
| 186690 | 001 | 2000 | CWS PHASE II & V WAIVER | - | - | - | - | - | - | - | - |
| 186700 | 001 | 2000 | ONGOING WATERSHED STUDY 00-04 | - | - | - | - | - | - | - | - |
| 186710 | 001 | 2000 | WATERSHED PROTECT STUDY - 2005 | - | - | - | - | - | - | - | - |
| 186720 | 001 | 2000 | COMPENSATION STUDY 2004 | - | - | - | - | - | - | - | - |
| 186730 | 001 | 2000 | COMPENSATION STUDY: 2008 | - | - | - | - | - | - | - | - |
| 186770 | 001 | 2000 | WTP SLUDGE TANK CLEANING 2015 | 29,118.48 | 28,488.34 | 27,858.19 | 27,228.05 | 26,597.90 | 25,967.76 | 25,337.62 | 24,707.49 |
| 186775 | 001 | 2000 | WTP SLUDGE TANK CLEANING 2005 | - | - | - | - | - | - | - | - |
| 186780 | 001 | 2000 | PWW BOND APPLICATION FEE | - | - | - | - | - | - | - | - |
| 186790 | 001 | 2000 | LINE OF CREDIT TD BANK | - | - | - | - | - | - | - | - |
| 186860 | 001 | 2000 | MSDC EXP - BEDFORD/POWDER HILL | 259,224.14 | 255,311.28 | 251,398.40 | 247,485.57 | 243,572.74 | 239,659.87 | 235,747.01 | 231,834.15 |
| 186861 | 001 | 2000 | MSDC EXP - MANCHESTER WATER WORKS | 156,643.35 | 155,950.24 | 157,331.27 | 156,629.48 | 155,927.69 | 155,225.90 | 154,524.11 | 153,822.32 |
| 186863 | 001 | 2000 | DEPRECIATION STUDY - 2006 | - | - | - | - | - | - | - | - |
| 186865 | 001 | 2000 | DEPRECIATION STUDY 2007 | - | - | - | - | - | - | - | - |
| 186870 | 001 | 2000 | COST OF REMOVAL ANALYSIS-2007 | - | - | - | - | - | - | - | - |
| 186901 | 001 | 2000 | MILFORD: MASON DR FEASIBILITY | - | - | - | - | - | - | - | - |
| 186910 | 001 | 2000 | FILTRATION MEDIA STUDY 2001 | - | - | - | - | - | - | - | - |
| 186950 | 001 | 2000 | DEFERRED ASSET: PENSION | 8,417,857.33 | 8,382,150.66 | 8,346,443.99 | 8,310,737.32 | 8,275,030.65 | 8,239,323.98 | 8,203,617.31 | 8,167,910.64 |
| 186955 | 001 | 2000 | DEFERRED ASSET:POST 65 HEALTH | 1,102,408.50 | 1,098,719.00 | 1,095,029.50 | 1,091,340.00 | 1,087,650.50 | 1,083,961.00 | 1,080,271.50 | 1,076,582.00 |
| 186960 | 001 | 2000 | DEF ASSET:EARLY RETIRE HEALTH | - | - | - | - | - | - | - | - |
| 186998 | 001 | 2000 | EMINENT DOMAIN ALLOWANCE | - | - | - | - | - | - | - | - |
| | | | Total Other Assets | 71,999,354.88 | 71,762,579.43 | 71,527,444.63 | 71,297,501.30 | 71,074,896.55 | 70,852,089.60 | 70,635,553.47 | 70,412,304.75 |
| 183000 | 001 | 2000 | DEFERRED TAX ASSET | - | - | - | - | - | - | - | - |
| 183001 | 001 | 2000 | GROSS-UP TO REG ASSET AFUDC | - | - | - | - | - | - | - | - |
| 183100 | 001 | 2000 | PRELIM SURVEY/INVESTIGATE CHR | - | - | - | - | - | - | - | - |
| 162900 | 001 | 2000 | DEFERRED ASSET - PENSION | - | - | - | - | - | - | - | - |
| 162905 | 001 | 2000 | DEFERRED ASSET-POST 65 HEALTH | - | - | - | - | - | - | - | - |
| 162915 | 001 | 2000 | DEFR ASSET:EARLY RETIRE HEALTH | - | - | - | - | - | - | - | - |
| 181000 | 001 | 2000 | UNAMORTIZED DEBT EXPENSE | 11,730,787.54 | 11,475,106.01 | 11,217,381.19 | 11,226,375.77 | 10,967,914.82 | 10,712,844.00 | 10,457,181.08 | 10,199,866.16 |
| 181100 | 001 | 2000 | UNAMORT DEBT EXPENSE: OID | - | - | - | - | - | - | - | - |
| 174100 | 001 | 2000 | RIGHT OF USE: 25 WALNUT STREET | 5,400,762.27 | 5,400,762.27 | 5,400,762.27 | 5,400,762.27 | 5,400,762.27 | 5,400,762.27 | 5,400,762.27 | 5,400,762.27 |
| | | | Total Assets | 315,400,521.71 | 308,906,270.36 | 305,663,691.22 | 305,367,420.59 | 305,697,908.56 | 306,341,121.65 | 308,457,427.20 | 307,056,902.13 |

Equity and Liabilities

Shareholder's Equity

| | | | | | | | | | | | |
|-----------------------------|-----|------|---------------------------------------|------------------------|------------------------|------------------------|------------------------|------------------------|------------------------|------------------------|------------------------|
| 201100 | 001 | 2000 | COMMON STOCK | (30,000.00) | (30,000.00) | (30,000.00) | (30,000.00) | (30,000.00) | (30,000.00) | (30,000.00) | (30,000.00) |
| 211000 | 001 | 2000 | ADDITIONAL PAID IN CAPITAL | (97,539,518.17) | (91,201,250.15) | (91,201,250.15) | (91,201,250.15) | (91,201,250.15) | (91,201,250.15) | (91,201,250.15) | (91,201,250.15) |
| 219100 | 001 | 2000 | OTHER COMPREHENSIVE INCOME | - | - | - | - | - | - | - | - |
| 438000 | 001 | 2100 | DIVIDENDS: COMMON STOCK | - | - | - | - | - | - | - | - |
| Retained Earnings | | | | | | | | | | | |
| 215500 | 001 | 2000 | RETAINED EARNINGS BEG - PWW | (198,278.72) | - | - | - | - | - | - | - |
| | | | Net Profit or Loss | 382,415.23 | 447,910.43 | 700,575.96 | 759,699.80 | 764,923.40 | 369,306.22 | (313,222.26) | (1,208,540.09) |
| Total Equity | | | | (97,385,381.66) | (90,783,339.72) | (90,530,674.19) | (90,471,550.35) | (90,466,326.75) | (90,861,943.93) | (91,544,472.41) | (92,439,790.24) |
| Total Long Term Debt | | | | | | | | | | | |
| 221000 | 001 | 2000 | LONG TERM DEBT: BONDS & NOTES | - | - | - | - | - | - | - | - |
| 221001 | 001 | 2000 | LTD: PAYCHECK PROTECTION PROGRAM LOAN | - | - | - | - | - | - | - | - |
| 221002 | 001 | 2000 | LONG TERM DEBT-SRF/HUBBARD | - | - | - | - | - | - | - | - |
| 221003 | 001 | 2000 | LONG TERM DEBT: TWIN RIDGE SRF | - | - | - | - | - | - | - | - |
| 221005 | 001 | 2000 | SRF LOAN CONTRACT #4 | (1,271,618.95) | (1,257,477.26) | (1,243,294.47) | (1,229,070.46) | (1,214,805.10) | (1,200,498.28) | (1,186,149.87) | (1,171,759.76) |
| 221006 | 001 | 2000 | LTD - SRF/ASHLEY COMMONS | (144,140.08) | (143,079.08) | (142,011.08) | (140,935.08) | (139,852.08) | (138,761.08) | (137,662.08) | (136,556.08) |
| 221007 | 001 | 2000 | LTD - SRF/FRENCH HILL | (452,347.52) | (449,582.52) | (446,796.52) | (443,990.52) | (441,163.52) | (438,315.52) | (435,447.52) | (432,558.52) |
| 221008 | 001 | 2000 | LTD: SRF/ARMORY-SOUTH NASHUA | (100,489.00) | (99,822.00) | (99,151.00) | (98,475.00) | (97,794.00) | (97,108.00) | (96,417.00) | (95,721.00) |
| 221009 | 001 | 2000 | LTD: SRF/GLEN RIDGE | (34,510.00) | (34,305.00) | (34,098.00) | (33,890.00) | (33,680.00) | (33,468.00) | (33,255.00) | (33,040.00) |
| 221010 | 001 | 2000 | LTD: SRF/DREW WOODS | (454,884.19) | (451,351.19) | (447,810.19) | (444,260.19) | (440,701.19) | (437,133.19) | (433,557.19) | (429,972.19) |
| 221011 | 001 | 2000 | LTD: AULI | - | - | - | - | - | - | - | - |
| 221012 | 001 | 2000 | LTD: 1997 BFANH | - | - | - | - | - | - | - | - |
| 221013 | 001 | 2000 | LTD: 2005A BONDS | - | - | - | - | - | - | - | - |
| 221014 | 001 | 2000 | LTD: 2005B BONDS | - | - | - | - | - | - | - | - |
| 221015 | 001 | 2000 | LTD: 2005C BONDS | - | - | - | - | - | - | - | - |
| 221016 | 001 | 2000 | LTD: SERIES A BONDS | - | - | - | - | - | - | - | - |
| 221017 | 001 | 2000 | LTD: SERIES BC-3 BONDS | - | - | - | - | - | - | - | - |
| 221018 | 001 | 2000 | LTD: SERIES BC-4 BONDS | - | - | - | - | - | - | - | - |
| 221019 | 001 | 2000 | LTD: CROSS ST-AMHERST | - | - | - | - | - | - | - | - |
| 221020 | 001 | 2000 | LTD: BOSTON POST RD-AMHERST | - | - | - | - | - | - | - | - |
| 221021 | 001 | 2000 | LTD: BURKE STREET | (1,589,562.82) | (1,581,221.92) | (1,572,863.90) | (1,564,488.71) | (1,556,096.33) | (1,547,686.71) | (1,539,259.83) | (1,530,815.64) |
| 221022 | 001 | 2000 | LTD: 2014A BONDS | - | - | - | - | - | - | - | - |
| 221023 | 001 | 2000 | LTD: 2014B BONDS | (4,505,000.00) | (4,505,000.00) | (4,505,000.00) | (4,505,000.00) | (4,505,000.00) | (4,505,000.00) | (4,505,000.00) | (4,505,000.00) |
| 221024 | 001 | 2000 | LTD: SRF/TIMBERLINE BOOSTER STATION | (239,759.14) | (238,514.43) | (237,267.00) | (236,016.86) | (234,763.99) | (233,508.38) | (232,250.04) | (230,988.95) |
| 221025 | 001 | 2000 | LTD: SRF/RAW WATER TRANSMISSION | (2,467,651.69) | (2,455,923.69) | (2,444,175.69) | (2,432,408.69) | (2,420,622.69) | (2,408,817.69) | (2,396,993.69) | (2,385,149.69) |
| 221026 | 001 | 2000 | LTD: SERIES 2015A BONDS | - | - | - | - | - | - | - | - |
| 221027 | 001 | 2000 | LTD: SERIES 2015B BONDS | - | - | - | - | - | - | - | - |
| 221028 | 001 | 2000 | LTD:SRF NASHUA CORE-AMHERST ST | (1,022,004.60) | (1,020,044.06) | (1,018,075.88) | (1,016,100.05) | (1,014,116.54) | (1,012,125.35) | (1,010,126.46) | (1,008,119.86) |
| 221029 | 001 | 2000 | LTD:SERIES 2018A BONDS | (4,460,000.00) | (4,460,000.00) | (4,460,000.00) | (4,460,000.00) | (4,460,000.00) | (4,460,000.00) | (4,460,000.00) | (4,460,000.00) |
| 221030 | 001 | 2000 | LTD:SERIES 2018B BONDS | (705,000.00) | (705,000.00) | (605,000.00) | (605,000.00) | (605,000.00) | (605,000.00) | (605,000.00) | (605,000.00) |
| 221031 | 001 | 2000 | LTD:SERIES 2019A BONDS | (7,805,000.00) | (7,805,000.00) | (7,665,000.00) | (7,665,000.00) | (7,665,000.00) | (7,665,000.00) | (7,665,000.00) | (7,665,000.00) |
| 221032 | 001 | 2000 | LTD:SERIES 2019B BONDS | - | - | - | - | - | - | - | - |
| 221033 | 001 | 2000 | LTD: DWGTF 3.375M LOAN | (3,068,625.59) | (3,062,585.27) | (3,056,531.34) | (3,050,463.76) | (3,044,382.51) | (3,038,287.56) | (3,032,178.87) | (3,026,056.42) |
| 221034 | 001 | 2000 | LTD: DWGTF/MERRIMACK INTAKE 5.5M | (5,252,403.80) | (5,242,867.55) | (5,233,304.44) | (5,223,714.39) | (5,214,097.33) | (5,204,453.18) | (5,194,781.87) | (5,185,083.32) |
| 221035 | 001 | 2000 | LTD:SERIES 2020A BONDS | (7,000,000.00) | (7,000,000.00) | (7,000,000.00) | (7,000,000.00) | (7,000,000.00) | (7,000,000.00) | (7,000,000.00) | (7,000,000.00) |
| 221036 | 001 | 2000 | LTD:SERIES 2020B BONDS | (125,000.00) | (125,000.00) | 5,000.00 | - | - | - | - | - |
| 221037 | 001 | 2000 | LTD:SERIES 2020C BONDS | (71,195,000.00) | (71,195,000.00) | (71,195,000.00) | (71,195,000.00) | (71,195,000.00) | (71,195,000.00) | (71,195,000.00) | (69,970,000.00) |
| 221038 | 001 | 2000 | LTD:SERIES 2021A BONDS | (4,985,000.00) | (4,985,000.00) | (4,905,000.00) | (4,905,000.00) | (4,905,000.00) | (4,905,000.00) | (4,905,000.00) | (4,905,000.00) |

| | | | | | | | | | | | |
|---|-----|------|--|-------------------------|-------------------------|-------------------------|-------------------------|-------------------------|-------------------------|-------------------------|-------------------------|
| 221039 | 001 | 2000 | LTD:SERIES 2021B BONDS | (85,000.00) | (85,000.00) | (45,000.00) | (45,000.00) | (45,000.00) | (45,000.00) | (45,000.00) | (45,000.00) |
| 221040 | 001 | 2000 | LTD:SERIES 2022B BONDS | - | - | - | (6,695,000.00) | (6,695,000.00) | (6,695,000.00) | (6,695,000.00) | (6,695,000.00) |
| 221041 | 001 | 2000 | LTD:SERIES 2022B BONDS | - | - | - | (90,000.00) | (90,000.00) | (90,000.00) | (90,000.00) | (90,000.00) |
| 221056 | 001 | 2000 | FORGIVABLE DEBT: ASHLEY COMMON | (92,259.41) | (91,317.99) | (90,376.57) | (89,435.15) | (88,493.72) | (87,552.30) | (86,610.88) | (85,669.46) |
| 221057 | 001 | 2000 | FORGIVABLE DEBT: FRENCH HILL | (304,601.91) | (301,882.24) | (299,162.57) | (296,442.90) | (293,723.23) | (291,003.56) | (288,283.89) | (285,564.22) |
| 221058 | 001 | 2000 | FORGIVABLE DEBT:ARMORY-NASHUA | (66,526.54) | (65,898.92) | (65,271.30) | (64,643.68) | (64,016.06) | (63,388.44) | (62,760.82) | (62,133.20) |
| 221059 | 001 | 2000 | FORGIVABLE DEBT: GLEN RIDGE | (23,372.50) | (23,167.48) | (22,962.46) | (22,757.44) | (22,552.42) | (22,347.40) | (22,142.38) | (21,937.36) |
| 221060 | 001 | 2000 | FORGIVABLE DEBT: AMHERST ST | (236,323.36) | (235,543.42) | (234,763.48) | (233,983.54) | (233,203.60) | (232,423.66) | (231,643.72) | (230,863.78) |
| 221200 | 001 | 2000 | ORIGINAL ISSUE DISCOUNT | - | - | - | - | - | - | - | - |
| Long Term Debt | | | | (117,686,081.10) | (117,619,584.02) | (117,062,915.89) | (123,786,076.42) | (123,719,064.31) | (123,651,878.30) | (123,584,521.11) | (122,291,989.45) |
| Current Liabilities | | | | | | | | | | | |
| 232100 | 001 | 2000 | FIXED ASSET LINE OF CREDIT | (6,559,184.83) | (7,138,007.05) | (7,138,007.05) | - | (253,606.76) | (449,942.10) | (1,290,538.70) | (2,229,813.80) |
| 221100 | 001 | 2000 | CURRENT PORTION LONG TERM DEBT | - | - | - | - | - | - | - | - |
| 221101 | 001 | 2000 | STD: PAYCHECK PROTECTION PROGRAM LOAN | (2,543,662.00) | (1,940,955.47) | (1,294,575.08) | (647,656.04) | - | - | - | - |
| 221102 | 001 | 2000 | CURRENT PORTION LTD:HUBBARD | (3,707.54) | (1,853.37) | - | - | - | - | - | - |
| 221105 | 001 | 2000 | CURRENT PORTION LTD:CONT #4 | (166,537.07) | (167,021.14) | (167,506.61) | (167,993.49) | (168,481.79) | (168,971.51) | (169,462.65) | (169,955.21) |
| 221106 | 001 | 2000 | CURR PORTION LTD: ASHLEY COMM | (12,146.00) | (12,236.00) | (12,325.00) | (12,415.00) | (12,504.00) | (12,594.00) | (12,685.00) | (12,775.00) |
| 221107 | 001 | 2000 | CURR PORTION LTD:FRENCH HILL | (31,599.00) | (31,842.00) | (32,086.00) | (32,329.00) | (32,573.00) | (32,818.00) | (33,063.00) | (33,309.00) |
| 221108 | 001 | 2000 | CURRENT PORTION LTD: ARMORY | (7,630.00) | (7,687.00) | (7,743.00) | (7,800.00) | (7,857.00) | (7,914.00) | (7,972.00) | (8,030.00) |
| 221109 | 001 | 2000 | CURRENT PORTION LTD:GLEN RIDGE | (2,346.00) | (2,364.00) | (2,382.00) | (2,400.00) | (2,418.00) | (2,437.00) | (2,455.00) | (2,474.00) |
| 221110 | 001 | 2000 | CURRENT PORTION LTD:DREW WOODS | (41,721.00) | (41,824.00) | (41,927.00) | (42,030.00) | (42,134.00) | (42,238.00) | (42,342.00) | (42,446.00) |
| 221111 | 001 | 2000 | CURRENT PORTION LTD: AULI | - | - | - | - | - | - | - | - |
| 221112 | 001 | 2000 | CURRENT PORTION LTD:1997 BFANH | - | - | - | - | - | - | - | - |
| 221121 | 001 | 2000 | CURRENT PORTION LTD: NASHUA CORE-2014 | (98,767.61) | (98,970.41) | (99,173.62) | (99,377.26) | (99,581.31) | (99,785.79) | (99,990.68) | (100,195.99) |
| 221122 | 001 | 2000 | CURRENT PORTION LTD:2014A | - | - | - | - | - | - | - | - |
| 221123 | 001 | 2000 | CURRENT PORTION LTD:2014B | (110,000.00) | (110,000.00) | (110,000.00) | (110,000.00) | (110,000.00) | (110,000.00) | (110,000.00) | (110,000.00) |
| 221124 | 001 | 2000 | CURRENT PORTION LTD:TIMBERLINE BOOSTER STATION | (14,727.09) | (14,759.19) | (14,791.36) | (14,823.60) | (14,855.91) | (14,888.30) | (14,920.75) | (14,953.28) |
| 221125 | 001 | 2000 | CURRENT PORTION LTD:SRF RAW WATER TRANSMISSION | (139,257.00) | (139,484.00) | (139,712.00) | (139,940.00) | (140,169.00) | (140,398.00) | (140,627.00) | (140,857.00) |
| 221126 | 001 | 2000 | CURRENT PORTION LTD: 2015A | - | - | - | - | - | - | - | - |
| 221127 | 001 | 2000 | CURRENT PORTION LTD: 2015B | - | - | - | - | - | - | - | - |
| 221128 | 001 | 2000 | CURRENT PORTION LTD: SRF NASHUA CORE | (22,935.10) | (23,025.79) | (23,116.63) | (23,207.62) | (23,298.78) | (23,390.11) | (23,481.59) | (23,573.23) |
| 221129 | 001 | 2000 | CURRENT PORTION LTD: SERIES 2018A | - | - | - | - | - | - | - | - |
| 221130 | 001 | 2000 | CURRENT PORTION LTD: SERIES 2018B | (100,000.00) | (100,000.00) | (100,000.00) | (100,000.00) | (100,000.00) | (100,000.00) | (100,000.00) | (100,000.00) |
| 221131 | 001 | 2000 | CURRENT PORTION LTD: SERIES 2019A | (140,000.00) | (140,000.00) | (140,000.00) | (140,000.00) | (140,000.00) | (140,000.00) | (140,000.00) | (140,000.00) |
| 221132 | 001 | 2000 | CURRENT PORTION LTD: SERIES 2019B | - | - | - | - | - | - | - | - |
| 221133 | 001 | 2000 | CURRENT PORTION LTD: DWGTF 3.375M LOAN | (71,433.36) | (71,594.26) | (71,755.58) | (71,917.27) | (72,079.33) | (72,241.75) | (72,404.54) | (72,567.69) |
| 221134 | 001 | 2000 | CURRENT PORTION LTD: DWGTF/MERRIMACK INTAKE 5.5M | (112,367.12) | (112,683.62) | (113,001.01) | (113,319.30) | (113,638.48) | (113,958.57) | (114,279.55) | (114,601.44) |
| 221135 | 001 | 2000 | CURRENT PORTION LTD: SERIES 2020A | - | - | - | - | - | - | - | - |
| 221136 | 001 | 2000 | CURRENT PORTION LTD: SERIES 2020B | (130,000.00) | (130,000.00) | (130,000.00) | (125,000.00) | (125,000.00) | (125,000.00) | (125,000.00) | (125,000.00) |
| 221137 | 001 | 2000 | CURRENT PORTION LTD: SERIES 2020C | (1,225,000.00) | (1,225,000.00) | (1,225,000.00) | (1,225,000.00) | (1,225,000.00) | (1,225,000.00) | (1,225,000.00) | (1,225,000.00) |
| 221138 | 001 | 2000 | CURRENT PORTION LTD: SERIES 2021A | (80,000.00) | (80,000.00) | (80,000.00) | (80,000.00) | (80,000.00) | (80,000.00) | (80,000.00) | (80,000.00) |
| 221139 | 001 | 2000 | CURRENT PORTION LTD: SERIES 2021B | (40,000.00) | (40,000.00) | (40,000.00) | (40,000.00) | (40,000.00) | (40,000.00) | (40,000.00) | (40,000.00) |
| 221140 | 001 | 2000 | CURRENT PORTION LTD: SERIES 2022B | - | - | - | - | - | - | - | - |
| 221141 | 001 | 2000 | CURRENT PORTION LTD: SERIES 2022B | - | - | - | - | - | - | - | - |
| 221156 | 001 | 2000 | FORGIVABLE DEBT: STD ASHLEY CM | (11,297.07) | (11,297.07) | (11,297.07) | (11,297.07) | (11,297.07) | (11,297.07) | (11,297.07) | (11,297.07) |
| 221157 | 001 | 2000 | FORGIVABLE DEBT: STD FRENCH HL | (32,636.04) | (32,636.04) | (32,636.04) | (32,636.04) | (32,636.04) | (32,636.04) | (32,636.04) | (32,636.04) |
| 221158 | 001 | 2000 | FORGIVABLE DEBT: STD ARMORY NA | (7,531.44) | (7,531.44) | (7,531.44) | (7,531.44) | (7,531.44) | (7,531.44) | (7,531.44) | (7,531.44) |
| 221159 | 001 | 2000 | FORGIVABLE DEBT: STD GLENRIDGE | (2,460.24) | (2,460.24) | (2,460.24) | (2,460.24) | (2,460.24) | (2,460.24) | (2,460.24) | (2,460.24) |
| 221160 | 001 | 2000 | FORGIVABLE DEBT: AMHERST ST | (9,359.28) | (9,359.28) | (9,359.28) | (9,359.28) | (9,359.28) | (9,359.28) | (9,359.28) | (9,359.28) |
| Current Portion of Long Term Debt | | | | (11,716,304.79) | (11,692,591.37) | (11,046,386.01) | (3,258,492.65) | (2,866,481.43) | (3,064,861.20) | (3,907,506.53) | (4,848,835.71) |
| Accounts Payable & Accr Expenses | | | | | | | | | | | |
| 222000 | 001 | 2000 | ACCOUNTS PAYABLE | - | - | - | - | - | - | - | - |
| 231000 | 001 | 2000 | ACCOUNTS PAYABLE | (604,966.95) | (654,568.37) | (274,366.85) | (640,655.01) | (424,574.20) | (501,012.45) | (686,153.90) | (301,723.27) |

| | | | | | | | | | | | |
|--------|-----|------|--------------------------------------|------------------------|------------------------|------------------------|-----------------------|-----------------------|-----------------------|-----------------------|-----------------------|
| 231111 | 001 | 2000 | ACCOUNTS PAYABLE | (11,390.45) | (15,573.95) | (10,228.20) | (28,606.11) | (8,543.12) | (11,580.91) | (27,201.61) | (5,290.09) |
| 231222 | 001 | 2000 | ACCOUNTS PAYABLE | (164,294.17) | (32,392.67) | (22,019.08) | (30,586.87) | (103,671.62) | (363,644.14) | (759,068.36) | (25,828.82) |
| 231999 | 001 | 2000 | RECEIVING ACCRUAL | (18,559.46) | (69,175.56) | (117,664.29) | (60,838.33) | (54,388.22) | (37,569.02) | (99,853.44) | (77,001.08) |
| 236110 | 001 | 2000 | PAYROLL TAXES PAYABLE | - | - | - | - | - | - | - | - |
| 236111 | 001 | 2000 | FICA TAXES PAYABLE | - | - | - | - | - | - | - | - |
| 236112 | 001 | 2000 | EMPLOYEE WITHHOLDING PAYABLE | - | - | - | - | - | - | - | - |
| 236113 | 001 | 2000 | SUTA TAX PAYABLE - NH | - | - | - | - | - | - | - | - |
| 236114 | 001 | 2000 | FED UNEMPLOYMENT TAX PAYABLE | - | - | - | - | - | - | - | - |
| 236115 | 001 | 2000 | LOCAL PROPERTY TAXES PAYABLE | (131,550.02) | (181,922.00) | (272,883.00) | (301,118.27) | (609,152.65) | - | (90,961.00) | (181,922.00) |
| 236117 | 001 | 2000 | SECTION 125 WITHHOLDING | 4,163.21 | 4,163.21 | (1,270.74) | - | - | (2,604.44) | - | (1,332.89) |
| 236118 | 001 | 2000 | MASS STATE TAX | - | - | - | - | - | - | - | - |
| 236119 | 001 | 2000 | ACCRUED TAXES | - | - | - | - | - | - | - | - |
| 237110 | 001 | 2000 | ACCRUED INTEREST LTD | (1,572,602.52) | (1,885,853.49) | (297,178.97) | (647,687.68) | (1,009,880.01) | (1,254,075.18) | (1,615,970.60) | (637,016.81) |
| 237115 | 001 | 2000 | ACCR INT BC1 AUCTION RATE BNDS | - | - | - | - | - | - | - | - |
| 237120 | 001 | 2000 | ACCRUED INTEREST - LOC | (15,030.47) | (15,785.92) | (18,962.31) | (14,352.21) | (7,636.37) | (10,680.29) | (15,198.14) | (20,539.26) |
| 241100 | 001 | 2000 | UNION DUES PAYABLE | (4,595.56) | - | - | (4,751.29) | (4,863.48) | - | - | (1,133.15) |
| 241210 | 001 | 2000 | 401K WITHHOLDING PAYABLE | - | - | (13,578.01) | - | - | (14,410.62) | - | (14,305.92) |
| 241215 | 001 | 2000 | 401K LOAN WITHHOLDING PAYABLE | - | - | (2,851.24) | - | - | (3,064.69) | - | (3,007.18) |
| 241220 | 001 | 2000 | UNITED WAY WITHHELD | (501.00) | - | - | (168.00) | (168.00) | - | - | - |
| 241223 | 001 | 2000 | DEPENDENT CARE - FSA | 365.69 | 365.69 | (115.38) | - | - | (230.76) | - | (115.38) |
| 241226 | 001 | 2000 | LTD INSURANCE | (690.19) | (435.06) | (886.65) | (724.61) | (489.35) | (922.04) | (613.69) | (1,028.31) |
| 241228 | 001 | 2000 | CAR AND/OR HOME INS WITHHELD | (11.90) | (11.90) | (17.78) | (17.78) | (17.78) | (12.61) | (12.61) | (42.42) |
| 241230 | 001 | 2000 | LIFE INSURANCE WITHHELD | 1,042.54 | (15.57) | (512.47) | (233.63) | 46.29 | (397.01) | (66.94) | (710.57) |
| 241237 | 001 | 2000 | VOLUNTARY ACCIDENT INS WITHHELD | 330.26 | 375.72 | 284.87 | 330.33 | 375.79 | 277.17 | 326.71 | 245.49 |
| 241238 | 001 | 2000 | VISION INSURANCE WITHHELD | (426.11) | (125.88) | (377.20) | (302.22) | (181.31) | (362.00) | (246.22) | (412.74) |
| 241300 | 001 | 2000 | MISC CURRENT ACCRUED LIABILITY | (439,171.43) | (269,644.01) | (323,448.38) | (407,744.52) | (513,461.76) | (617,253.06) | (389,189.82) | (482,055.78) |
| 241350 | 001 | 2000 | ACCRUED LIABILITY - RETAINAGE | (497,834.65) | (497,834.65) | (436,600.23) | (436,600.23) | (461,159.85) | (504,298.89) | (360,094.46) | (360,094.46) |
| 241900 | 001 | 2000 | ACCRUED PAYROLL | (196,675.36) | (195,302.69) | (161,148.93) | (210,894.14) | (298,211.80) | (168,376.41) | (213,341.24) | (121,186.60) |
| 241905 | 001 | 2000 | ACCRUED EMPLOYER PAYROLL TAXES | (26,368.33) | (24,594.35) | (20,706.57) | (24,198.94) | (30,664.31) | (21,114.60) | (24,461.20) | (17,195.15) |
| 241910 | 001 | 2000 | ACCRUED VACATION - PWW | (205,631.45) | (223,556.95) | (229,210.93) | (248,796.33) | (267,600.75) | (268,516.25) | (243,029.32) | (203,527.73) |
| | | | | (3,884,398.32) | (4,061,888.40) | (2,203,742.34) | (3,057,945.84) | (3,794,242.50) | (3,779,848.20) | (4,525,135.84) | (2,455,224.12) |
| 241236 | 001 | 2000 | ACCRUED LIAB PENSION-SHORT TRM | - | - | - | - | - | - | - | - |
| 241304 | 001 | 2000 | EARLY RETIREE LIAB-HEALTH - ST | - | - | - | - | - | - | - | - |
| 241316 | 001 | 2000 | POST-65 HEALTH LIABILITY - ST | - | - | - | - | - | - | - | - |
| 228900 | 001 | 2000 | MASS TAXES PAYABLE | - | - | - | - | - | - | - | - |
| | | | Customer Deposits | | | | | | | | |
| 235100 | 001 | 2000 | SERVICE INSTALLATION DEPOSITS | (24,231.82) | (22,228.83) | (26,642.11) | (19,648.51) | (26,431.15) | (29,058.05) | (38,436.59) | (39,083.20) |
| 235150 | 001 | 2000 | CONSTRUCTION METER DEPOSITS | (3,600.00) | (3,600.00) | (3,600.00) | (3,600.00) | (4,000.00) | (4,220.00) | (4,220.00) | (4,220.00) |
| 235250 | 001 | 2000 | HARDSHIP CASE: CREDITS | (205.63) | (205.63) | (205.63) | (205.63) | (205.63) | (302.00) | (302.00) | (302.00) |
| 235350 | 001 | 2000 | DEPOSITS - MERRIMACK SOURCE DEV | (6,874.50) | (6,874.50) | (8,065.50) | (8,065.50) | (8,065.50) | (23,914.50) | (23,914.50) | (32,887.50) |
| 235550 | 001 | 2000 | SERVICE DEPOSITS: SALISBURY | (1,572.00) | (1,464.00) | (2,328.00) | (1,464.00) | (1,056.00) | (948.00) | (948.00) | (948.00) |
| 235551 | 001 | 2000 | SERVICE DEPOSITS: SALSB METERS | - | - | - | - | - | - | - | - |
| 235600 | 001 | 2000 | SERVICE INSTALL DEPOSITS - PAC | (300.00) | (300.00) | (300.00) | (300.00) | (300.00) | (300.00) | (300.00) | (300.00) |
| 235700 | 001 | 2000 | SERVICE INST DEPOSITS - PEU | (13,270.44) | (10,343.39) | (9,884.13) | (10,192.75) | (16,271.75) | (24,055.44) | (18,456.44) | (17,357.44) |
| 235750 | 001 | 2000 | DEPOSIT-AMHERST (TCI) PROJECT ESCROW | - | - | - | - | - | - | - | - |
| 235800 | 001 | 2000 | DEPOSITS | 22,500.00 | 22,500.00 | 22,500.00 | 22,500.00 | 22,500.00 | 22,500.00 | 27,500.00 | 27,500.00 |
| 235850 | 001 | 2000 | DEPOSITS - SG BEDFORD | (21,033.55) | (21,033.55) | (21,033.55) | (21,033.55) | (21,033.55) | (21,033.55) | (21,033.55) | (21,033.55) |
| 235855 | 001 | 2000 | DEPOSITS - TOWN OF BEDFORD (PFOA) | - | - | - | - | - | - | - | - |
| | | | | (48,587.94) | (43,549.90) | (49,558.92) | (42,009.94) | (54,863.58) | (81,331.54) | (80,111.08) | (88,631.69) |
| | | | Total Current Liabilities | (15,649,291.05) | (15,798,029.67) | (13,299,687.27) | (6,358,448.43) | (6,715,587.51) | (6,926,040.94) | (8,512,753.45) | (7,392,691.52) |

| Other Deferred Credits | | | | | | | | | | | |
|---|-----|------|---------------------------------------|-----------------------|-----------------------|-----------------------|-----------------------|-----------------------|-----------------------|-----------------------|-----------------------|
| 241305 | 001 | 2000 | EARLY RETIREE LIABILITY-HEALTH | - | - | - | - | - | - | - | |
| 241315 | 001 | 2000 | POST-65 HEALTH LIABILITY | (5,464,035.51) | (5,484,939.02) | (5,505,318.53) | (5,525,960.04) | (5,546,601.55) | (5,567,243.06) | (5,587,622.57) | (5,608,002.08) |
| 186440 | 001 | 2000 | VEBA TRUST - UNION | 572,953.46 | 572,953.46 | 572,953.46 | 572,953.46 | 572,953.46 | 572,953.46 | 572,953.46 | 572,953.46 |
| 186445 | 001 | 2000 | VEBA TRUST - NON-UNION | 121,780.41 | 121,780.41 | 121,780.41 | 121,780.41 | 121,780.41 | 121,780.41 | 121,780.41 | 121,780.41 |
| | | | | (4,769,301.64) | (4,790,205.15) | (4,810,584.66) | (4,831,226.17) | (4,851,867.68) | (4,872,509.19) | (4,892,888.70) | (4,913,268.21) |
| 241306 | 001 | 2000 | ACC LIAB: SUP EXEC RETIRE PLAN | (229,550.95) | (224,137.15) | (231,740.15) | (224,126.54) | (216,381.19) | (231,442.84) | (223,697.49) | (215,952.14) |
| 253001 | 001 | 2000 | DEFERRED RENT LIABILITY | - | - | - | - | - | - | - | - |
| 253002 | 001 | 2000 | OTHER DEFERRED CREDITS | - | - | - | - | - | - | - | - |
| 253005 | 001 | 2000 | DEFRENT CR-HECOP III FITUP ALO | (21,536.76) | (19,393.44) | (17,250.12) | (17,250.12) | (17,250.12) | (17,250.12) | (17,250.12) | (17,250.12) |
| 241360 | 001 | 2000 | LEASE LIABILITY: 25 WALNUT STREET | (5,400,762.27) | (5,400,762.27) | (5,400,762.27) | (5,400,762.27) | (5,400,762.27) | (5,400,762.27) | (5,400,762.27) | (5,400,762.27) |
| 253101 | 001 | 2000 | DEFERRED GAIN:ASHLEY CMNS ARRA | - | - | - | - | - | - | - | - |
| | | | | (5,651,849.98) | (5,644,292.86) | (5,649,752.54) | (5,642,138.93) | (5,634,393.58) | (5,649,455.23) | (5,641,709.88) | (5,633,964.53) |
| 263231 | 001 | 2000 | ACCURED LIABILITY: PENSION | (12,132,405.08) | (12,230,891.16) | (12,329,377.24) | (12,302,863.32) | (12,401,349.40) | (12,499,835.48) | (12,473,321.56) | (12,571,807.64) |
| 241235 | 001 | 2000 | ACCRUED STOCK COMP EXPENSE | - | - | - | - | - | - | - | - |
| 251000 | 001 | 2000 | UNAMORTIZED DEBT PREMIUM | - | - | - | - | - | - | - | - |
| 251001 | 001 | 2000 | UNAMORTIZED DEBT PREMIUM-SERIES 2014A | (1,483,429.00) | (1,478,034.71) | (1,472,640.42) | (1,467,246.13) | (1,461,851.84) | (1,456,457.55) | (1,451,063.26) | (1,445,668.97) |
| 251002 | 001 | 2000 | UNAMORTIZED DEBT PREMIUM-SERIES 2015A | (836,842.86) | (833,927.03) | (831,011.20) | (828,095.37) | (825,179.54) | (822,263.71) | (819,347.88) | (816,432.05) |
| 251003 | 001 | 2000 | UNAMORTIZED DEBT PREMIUM-SERIES 2015B | (162,289.44) | (160,772.72) | (159,256.00) | (157,739.28) | (156,222.56) | (154,705.84) | (153,189.12) | (151,672.40) |
| 251004 | 001 | 2000 | UNAMORTIZED DEBT PREMIUM-SERIES 2018B | (107,188.38) | (106,847.01) | (106,505.64) | (106,164.27) | (105,822.90) | (105,481.53) | (105,140.16) | (104,798.79) |
| 251005 | 001 | 2000 | UNAMORTIZED DEBT PREMIUM-SERIES 2019B | (295,202.33) | (294,296.80) | (293,391.27) | (292,485.74) | (291,580.21) | (290,674.68) | (289,769.15) | (288,863.62) |
| 251006 | 001 | 2000 | UNAMORTIZED DEBT PREMIUM-SERIES 2020A | (77,171.75) | (76,944.10) | (76,716.45) | (76,488.80) | (76,261.15) | (76,033.50) | (75,805.85) | (75,578.20) |
| 251007 | 001 | 2000 | UNAMORTIZED DEBT PREMIUM-SERIES 2021A | (685,061.00) | (683,103.68) | (681,146.36) | (679,189.04) | (677,231.72) | (675,274.40) | (673,317.08) | (671,359.76) |
| 251008 | 001 | 2000 | UNAMORTIZED DEBT PREMIUM-SERIES 2022A | - | - | - | (55,780.62) | (55,625.24) | (55,469.86) | (55,314.48) | (55,159.10) |
| 255100 | 001 | 2000 | UNAMORTIZED INVESTMENT CREDIT | (368,737.00) | (365,984.00) | (363,231.00) | (360,478.00) | (357,725.00) | (354,972.00) | (352,219.00) | (349,466.00) |
| 283105 | 001 | 2000 | REG LIABILITY-EXCESS DEF TAX | (246,109.06) | (246,109.06) | (246,109.06) | (246,109.06) | (246,109.06) | (246,109.06) | (246,109.06) | (246,109.06) |
| 283106 | 001 | 2000 | DEF TAX LIAB-UNAMORTIZED ITC | (280,020.32) | (278,997.32) | (277,974.32) | (276,951.32) | (275,928.32) | (274,905.32) | (273,882.32) | (272,859.32) |
| 283107 | 001 | 2000 | GROSSUP TO REG LIAB EXCESS DEF | (161,423.59) | (161,423.59) | (161,423.59) | (161,423.59) | (161,423.59) | (161,423.59) | (161,423.59) | (161,423.59) |
| 282100 | 001 | 2000 | DEFERRED TAX ASSET | - | - | - | - | - | - | - | - |
| 282200 | 001 | 2000 | DEFERRED INCOME TAXES | (17,328,458.40) | (17,328,458.40) | (17,328,458.40) | (17,328,458.40) | (17,328,458.40) | (17,328,458.40) | (17,328,458.40) | (17,328,458.40) |
| 283100 | 001 | 2000 | ACCUM DEFERRED INC TAX-REG LIABILITY | (7,395,319.00) | (7,395,319.00) | (7,395,319.00) | (7,395,319.00) | (7,395,319.00) | (7,395,319.00) | (7,395,319.00) | (7,395,319.00) |
| 282201 | 001 | 2000 | DEF TAX OFFSET TO REG LIAB ITC | 280,020.32 | 278,997.32 | 277,974.32 | 276,951.32 | 275,928.32 | 274,905.32 | 273,882.32 | 272,859.32 |
| 282202 | 001 | 2000 | DEF TAX OFFSET TO GU REG ASSET | - | - | - | - | - | - | - | - |
| 282203 | 001 | 2000 | DEF TAX OFFSET TO GU REG LIAB | 161,423.59 | 161,423.59 | 161,423.59 | 161,423.59 | 161,423.59 | 161,423.59 | 161,423.59 | 161,423.59 |
| Contributions in Aid of Construction - All Divisions | | | | | | | | | | | |
| 271200 | 001 | 2000 | CONTRIBUTIONS IN AID OF CONST | (40,181,874.92) | (40,181,874.92) | (40,208,970.01) | (40,233,956.78) | (40,254,697.40) | (40,311,473.16) | (40,326,246.06) | (40,418,514.60) |
| 271201 | 001 | 2000 | CIAC: BON TERRAIN | (959,060.87) | (959,060.87) | (959,060.87) | (959,060.87) | (959,060.87) | (959,060.87) | (959,060.87) | (959,060.87) |
| 271202 | 001 | 2000 | CIAC: TAYLOR FALLS BOOSTER STA | (150,000.00) | (150,000.00) | (150,000.00) | (150,000.00) | (150,000.00) | (150,000.00) | (150,000.00) | (150,000.00) |
| 271205 | 001 | 2000 | CIAC: TOWN OF AMHERST | (43,000.00) | (43,000.00) | (43,000.00) | (43,000.00) | (43,000.00) | (43,000.00) | (43,000.00) | (43,000.00) |
| 271210 | 001 | 2000 | CIAC: MAST ROAD | (8,500.00) | (8,500.00) | (8,500.00) | (8,500.00) | (8,500.00) | (8,500.00) | (8,500.00) | (8,500.00) |
| 271220 | 001 | 2000 | CIAC: LITTLE POND MAINS | (148,434.95) | (148,434.95) | (148,434.95) | (148,434.95) | (148,434.95) | (148,434.95) | (148,434.95) | (148,434.95) |
| 271225 | 001 | 2000 | CIAC: PWDRHILL/DUNLAP WDS TANK | (55,080.00) | (55,080.00) | (55,080.00) | (55,080.00) | (55,080.00) | (55,080.00) | (55,080.00) | (55,080.00) |
| 271230 | 001 | 2000 | CIAC: URBAN RUNOFF | (62,600.00) | (62,600.00) | (62,600.00) | (62,600.00) | (62,600.00) | (62,600.00) | (62,600.00) | (62,600.00) |
| 271240 | 001 | 2000 | CIAC-NEW SERVICES:ENGLISH WOOD | (7,610.69) | (7,610.69) | (7,610.69) | (7,610.69) | (7,610.69) | (7,610.69) | (7,610.69) | (7,610.69) |
| 271250 | 001 | 2000 | CIAC: SAFE WATER DRINKING ACT | (55,365.80) | (55,365.80) | (55,365.80) | (55,365.80) | (55,365.80) | (55,365.80) | (55,365.80) | (55,365.80) |
| 271260 | 001 | 2000 | CIAC: AUTUMN WOODS BOOSTER STA | (82,592.00) | (82,592.00) | (82,592.00) | (82,592.00) | (82,592.00) | (82,592.00) | (82,592.00) | (82,592.00) |
| 271270 | 001 | 2000 | CIAC: CHERRY LANE WELL | (35,000.00) | (35,000.00) | (35,000.00) | (35,000.00) | (35,000.00) | (35,000.00) | (35,000.00) | (35,000.00) |
| 271275 | 001 | 2000 | CIAC: MANCHESTER INTERCONNECT | (422,611.50) | (422,611.50) | (422,611.50) | (422,611.50) | (422,611.50) | (422,611.50) | (422,611.50) | (422,611.50) |
| 271310 | 001 | 2000 | CIAC - MAPLEWOOD | (283,084.00) | (283,084.00) | (283,084.00) | (283,084.00) | (283,084.00) | (283,084.00) | (283,084.00) | (283,084.00) |
| 271320 | 001 | 2000 | CIAC - LAUREL WOODS | (242,348.60) | (242,348.60) | (242,348.60) | (242,348.60) | (242,348.60) | (242,348.60) | (242,348.60) | (242,348.60) |
| 271400 | 001 | 2000 | CONTR IN AID OF CONST-DEV INST | (2,348,455.85) | (2,348,455.85) | (2,348,455.85) | (2,348,455.85) | (2,348,455.85) | (2,348,455.85) | (2,348,455.85) | (2,348,455.85) |

| | | | | | | | | | | | |
|--------|-----|------|---------------------------------------|-------------------------|-------------------------|-------------------------|-------------------------|-------------------------|-------------------------|-------------------------|-------------------------|
| 271550 | 001 | 2000 | CIAC: AUTUMN WOODS | (189,754.78) | (189,754.78) | (189,754.78) | (189,754.78) | (189,754.78) | (189,754.78) | (189,754.78) | (189,754.78) |
| 252001 | 001 | 2000 | CUST ADV FOR CONST: MVD INTER | (84,000.00) | (84,000.00) | (84,000.00) | (84,000.00) | (84,000.00) | (84,000.00) | (84,000.00) | (84,000.00) |
| | | | | (45,359,373.96) | (45,359,373.96) | (45,386,469.05) | (45,411,455.82) | (45,432,196.44) | (45,488,972.20) | (45,503,745.10) | (45,596,013.64) |
| | | | Reserve for Amort of CIAC: All | | | | | | | | |
| 272101 | 001 | 2000 | RESERVE FOR AMORT OF CIAC: PWW | 12,218,970.98 | 12,289,242.69 | 12,359,554.42 | 12,429,892.56 | 12,500,263.73 | 12,570,733.15 | 12,641,037.45 | 12,711,508.45 |
| | | | Total Deferred Credits | (84,679,767.90) | (84,705,316.95) | (84,770,413.87) | (84,751,345.39) | (84,796,929.99) | (84,901,258.48) | (84,815,680.23) | (84,932,430.92) |
| | | | Total Equity & Liabilities | (315,400,521.71) | (308,906,270.36) | (305,663,691.22) | (305,367,420.59) | (305,697,908.56) | (306,341,121.65) | (308,457,427.20) | (307,056,902.13) |
| | | | | - | - | - | - | - | - | - | - |

| Sep-22 | Oct-22 | Nov-22 | Dec-22 |
|---------------------|---------------------|---------------------|---------------------|
| 934,502.70 | 934,502.70 | 934,502.70 | 934,502.70 |
| - | - | - | - |
| - | - | - | - |
| - | - | - | - |
| - | - | - | - |
| 228,958.93 | 228,958.93 | 228,958.93 | 228,958.93 |
| - | - | - | - |
| - | - | - | - |
| 552,513.16 | 552,513.16 | 552,513.16 | 552,513.16 |
| 688,358.24 | 688,358.24 | 688,358.24 | 688,358.24 |
| - | - | - | - |
| - | - | - | - |
| 2,404,333.03 | 2,404,333.03 | 2,404,333.03 | 2,404,333.03 |
| 3,872,198.94 | 3,872,198.94 | 3,872,198.94 | 3,872,198.94 |
| - | - | - | - |
| 404,000.00 | 404,000.00 | 404,000.00 | 404,000.00 |
| - | - | - | - |
| - | - | - | - |
| 3,503,015.07 | 3,503,015.07 | 3,503,015.07 | 3,503,015.07 |
| - | - | - | - |
| - | - | - | - |
| 37,889.68 | 37,889.68 | 37,889.68 | 37,889.68 |
| - | - | - | - |
| - | - | - | - |
| 3,772.19 | 3,772.19 | 3,772.19 | 3,772.19 |
| 2,923,887.95 | 2,923,887.95 | 2,923,887.95 | 2,923,887.95 |
| 65,787.00 | 65,787.00 | 65,787.00 | 65,787.00 |
| - | - | - | - |
| - | - | - | - |
| 328,053.44 | 328,053.44 | 330,010.96 | 330,010.96 |
| 7,449,164.44 | 7,449,164.44 | 7,449,164.44 | 7,449,164.44 |
| 20,460.19 | 20,460.19 | 20,460.19 | 20,460.19 |
| - | - | - | - |
| 24,450,279.19 | 24,450,279.19 | 24,453,816.14 | 24,453,816.14 |
| 387,272.05 | 387,272.05 | 387,272.05 | 387,272.05 |
| - | - | - | - |
| 4,983,156.52 | 4,983,156.52 | 4,983,156.52 | 4,983,156.52 |
| - | - | - | - |
| - | - | - | - |
| - | - | - | - |
| - | - | - | - |
| 6,925,777.75 | 6,925,777.75 | 6,955,705.40 | 6,955,705.40 |

14245113.53 -14245113.53 2671556.09 #####

| | | | |
|----------------------|----------------------|----------------------|----------------------|
| 1,190,259.55 | 1,190,259.55 | 1,190,385.31 | 1,190,385.31 |
| 265,135.35 | 265,135.35 | 265,315.54 | 265,315.54 |
| - | - | - | - |
| - | - | - | - |
| 1,543.33 | 1,543.33 | 1,543.33 | 1,543.33 |
| 3,781,386.79 | 3,781,386.79 | 3,781,386.79 | 3,781,386.79 |
| 60,593,039.43 | 60,593,039.43 | 60,628,767.50 | 60,628,767.50 |
| 1,384,803.54 | 1,384,803.54 | 1,384,803.54 | 1,384,803.54 |
| 5,634,020.42 | 5,634,020.42 | 5,638,200.22 | 5,638,200.22 |
| - | - | - | - |
| - | - | - | - |
| - | - | - | - |
| - | - | - | - |
| 1,148,777.46 | 1,148,777.46 | 1,161,428.09 | 1,178,501.68 |
| 6,047.12 | 6,047.12 | 6,047.12 | 6,047.12 |
| 26,687.40 | 26,687.40 | 26,714.59 | 26,714.59 |
| - | - | - | - |
| - | - | - | - |
| - | - | - | - |
| 15,857.20 | 15,857.20 | 15,857.20 | 15,857.20 |
| 248,484.33 | 248,484.33 | 248,484.33 | 248,484.33 |
| 54,759.15 | 54,759.15 | 54,759.15 | 54,759.15 |
| - | - | - | - |
| - | - | - | - |
| - | - | - | - |
| 742,552.49 | 742,552.49 | 764,871.84 | 808,273.80 |
| - | - | - | - |
| - | - | - | - |
| - | - | - | - |
| - | - | - | - |
| 76,495.62 | 76,495.62 | 76,495.62 | 76,495.62 |
| 13,500.00 | 13,500.00 | 13,500.00 | 13,500.00 |
| - | - | - | - |
| 15,965,848.38 | 15,965,848.38 | 15,975,148.06 | 15,981,129.40 |
| - | - | - | - |
| 1,376,761.67 | 1,376,761.67 | 1,376,761.67 | 1,631,503.39 |
| - | - | - | - |
| 26,694,594.78 | 26,694,594.78 | 26,743,071.43 | 27,064,270.04 |
| (384,880.18) | (384,880.18) | (384,880.18) | (384,880.18) |
| (460,025.00) | (460,025.00) | (460,025.00) | (460,025.00) |
| 404,476.94 | 405,879.46 | 407,281.97 | 408,684.49 |
| 250,135.37 | 250,984.99 | 251,834.61 | 252,684.23 |
| - | - | - | - |
| - | - | - | - |
| - | - | - | - |
| - | - | - | - |
| 11,224,659.15 | 11,224,659.15 | 11,314,658.63 | 11,315,330.82 |
| 322,272.32 | 322,272.32 | 322,272.32 | 322,272.32 |
| 360,604.84 | 360,604.84 | 360,604.84 | 360,604.84 |
| 5,987,681.33 | 5,987,681.33 | 5,987,838.72 | 5,987,838.72 |
| 239,018.36 | 239,018.36 | 239,018.36 | 238,564.82 |

| | | | |
|---------------|---------------|---------------|---------------|
| 13,075,686.45 | 13,075,686.45 | 13,075,686.45 | 13,075,646.46 |
| 1,440,589.96 | 1,440,589.96 | 1,440,589.96 | 1,440,589.96 |
| 531,932.04 | 531,932.04 | 531,932.04 | 531,932.04 |
| 235,507.36 | 235,507.36 | 235,507.36 | 235,507.36 |
| - | - | - | - |
| 46,184,448.92 | 46,686,990.69 | 46,922,958.27 | 47,081,240.69 |
| 122,253.28 | 122,253.28 | 122,253.28 | 122,253.28 |
| - | - | - | - |
| - | - | - | - |
| - | - | - | - |
| - | - | - | - |
| 3,249,295.66 | 3,310,635.14 | 3,335,651.96 | 3,356,596.60 |
| 49,084.81 | 49,084.81 | 49,084.81 | 49,084.81 |
| 26,499.10 | 26,499.10 | 26,499.10 | 26,499.10 |
| 64,058.55 | 64,058.55 | 64,058.55 | 64,058.55 |
| 67,980.24 | 67,980.24 | 67,980.24 | 67,980.24 |
| - | - | - | - |
| - | - | - | - |
| 26,497,024.87 | 26,497,024.87 | 26,514,384.09 | 26,795,312.80 |
| - | - | - | - |
| - | - | - | - |
| - | - | - | - |
| - | - | - | - |
| 1,479,791.18 | 1,479,791.18 | 1,479,791.18 | 1,479,201.12 |
| 4,850,050.68 | 4,868,002.68 | 4,898,783.69 | 4,895,677.82 |
| - | - | - | - |
| - | - | - | - |
| - | - | - | - |
| - | - | - | - |
| - | - | - | - |
| - | - | - | - |
| 4,038,226.38 | 4,122,895.76 | 4,160,865.54 | 4,166,641.31 |
| 7,435,412.92 | 7,444,975.72 | 7,449,322.20 | 7,491,248.41 |
| 2,016,826.10 | 2,021,292.31 | 2,023,521.61 | 2,036,716.64 |
| 4,530,187.78 | 4,539,197.66 | 4,543,918.75 | 4,539,855.15 |
| - | - | - | - |
| 2,496,403.37 | 2,484,901.54 | 2,487,454.18 | 2,541,790.70 |
| - | - | - | - |
| - | - | - | - |
| - | - | - | - |
| - | - | - | - |
| - | - | - | - |
| - | - | - | - |
| - | - | - | - |
| - | - | - | - |
| - | - | - | - |
| - | - | - | - |
| - | - | - | - |
| - | - | - | - |
| - | - | - | - |
| - | - | - | - |
| - | - | - | - |
| - | - | - | - |
| - | - | - | - |
| 5,261.49 | 5,261.49 | 7,862.38 | 7,862.38 |
| 3,182,001.68 | 3,182,001.68 | 3,192,621.48 | 3,191,648.43 |
| - | - | - | - |
| - | - | - | - |

| | | | |
|------------------------|------------------------|------------------------|------------------------|
| 100,205.95 | 100,205.95 | 100,205.95 | 100,205.95 |
| 1,846,169.65 | 1,846,169.65 | 1,846,169.65 | 1,846,169.65 |
| 900.00 | 900.00 | 900.00 | 900.00 |
| - | - | - | - |
| - | - | - | - |
| - | - | - | - |
| 30,352.30 | 30,352.30 | 30,352.30 | 30,352.30 |
| 565.00 | 565.00 | 565.00 | 565.00 |
| 97,067.72 | 97,067.72 | 97,067.72 | 97,067.72 |
| 295,946.98 | 295,946.98 | 295,946.98 | 295,946.98 |
| - | - | - | - |
| - | - | - | - |
| - | - | - | - |
| - | - | - | - |
| 141,893,673.55 | 142,573,965.38 | 143,040,538.99 | 143,609,626.51 |
| 677,695.98 | 677,695.98 | 677,695.98 | 682,916.31 |
| 3,895,906.92 | 3,895,906.92 | 3,958,255.15 | 4,145,092.55 |
| 855,929.77 | 855,929.77 | 879,532.09 | 953,882.09 |
| - | - | - | - |
| 190,326.84 | 190,326.84 | 190,326.84 | 190,326.84 |
| 376,133.08 | 376,133.08 | 376,133.08 | 501,105.56 |
| 1,000,455.78 | 1,000,455.78 | 1,001,447.54 | 1,001,447.54 |
| - | - | - | - |
| - | - | - | - |
| - | - | - | - |
| - | - | - | - |
| 8,295,205.99 | 8,304,361.99 | 8,375,121.69 | 8,439,853.07 |
| 794,220.61 | 794,220.61 | 794,220.61 | 819,495.39 |
| - | - | - | - |
| 16,085,874.97 | 16,095,030.97 | 16,252,732.98 | 16,734,119.35 |
| 28,856.17 | 28,856.17 | 28,856.17 | 28,856.17 |
| 229,132.31 | 229,132.31 | 229,132.31 | 229,132.31 |
| 257,988.48 | 257,988.48 | 257,988.48 | 257,988.48 |
| 247,929,504.24 | 248,618,952.07 | 249,327,432.41 | 250,699,104.91 |
| (90,145,782.64) | (90,659,878.63) | (91,190,071.97) | (91,230,596.63) |
| 7,371,952.14 | 7,451,137.94 | 7,493,279.44 | 7,806,630.96 |
| 7,971,308.92 | 7,976,838.40 | 7,975,710.40 | 8,569,049.49 |
| 3,531,600.00 | 3,531,600.00 | 3,531,600.00 | 3,531,600.00 |
| (71,270,921.58) | (71,700,302.29) | (72,189,482.13) | (71,323,316.18) |
| 176,658,582.66 | 176,918,649.78 | 177,137,950.28 | 179,375,788.73 |
| (10,026.45) | (10,026.51) | (9,089.73) | (10,026.59) |
| 1,642,455.79 | 1,734,126.67 | 1,491,317.74 | 170,840.72 |
| 84.87 | 84.87 | 84.87 | 84.87 |
| 298,748.56 | 350,092.21 | 396,317.20 | 660,452.46 |
| 1,931,262.77 | 2,074,277.24 | 1,878,630.08 | 821,351.46 |
| 178,589,845.43 | 178,992,927.02 | 179,016,580.36 | 180,197,140.19 |

| | | | |
|---------------------|----------------------|----------------------|---------------------|
| 2,000.00 | 2,000.00 | 2,000.00 | 2,000.00 |
| 2,000.00 | 2,000.00 | 2,000.00 | 2,000.00 |
| 2,000.00 | 2,000.00 | 2,000.00 | 2,000.00 |
| - | - | - | - |
| - | - | - | - |
| - | - | - | - |
| - | - | - | - |
| - | - | - | - |
| 1,238,995.80 | 1,235,169.11 | 1,218,614.86 | 1,102,508.68 |
| - | - | - | 218,837.50 |
| - | - | - | - |
| - | - | - | - |
| - | - | - | - |
| 1,905,687.68 | 2,434,749.91 | 2,433,803.61 | 1,773,079.40 |
| 2,669,556.75 | 3,860,439.64 | 1,823,320.34 | 455,504.22 |
| 2,329,612.68 | 2,534,370.12 | 3,342,530.54 | 2,290,818.49 |
| 827,691.48 | 1,356,647.42 | 1,887,594.02 | 2,505,790.32 |
| - | - | - | - |
| - | - | - | - |
| - | - | - | - |
| - | - | - | - |
| - | - | - | - |
| - | - | - | - |
| 725,708.63 | 798,705.61 | 872,265.67 | 940,380.58 |
| - | - | - | - |
| - | - | - | - |
| - | - | - | - |
| - | - | - | - |
| - | - | - | - |
| 9,703,253.02 | 12,226,081.81 | 11,584,129.04 | 9,292,919.19 |
| - | - | - | - |
| 4,359,720.81 | 2,534,211.39 | 2,280,112.34 | 2,853,154.20 |
| - | - | - | - |
| 14,005.90 | 15,627.82 | 11,984.26 | 11,698.42 |
| 287,967.91 | 280,632.37 | 335,058.99 | 641,555.90 |
| - | - | - | - |
| 35,202.57 | 30,322.39 | 38,399.64 | 47,713.23 |
| (25,000.00) | (25,000.00) | (25,000.00) | (25,053.03) |
| (19,806.05) | (19,806.05) | (19,806.05) | (22,277.95) |
| 4,652,091.14 | 2,815,987.92 | 2,620,749.18 | 3,506,790.77 |
| - | - | - | - |
| 2,685,833.00 | 2,487,084.00 | 2,292,883.00 | 1,851,529.00 |
| 875,700.21 | 659,937.40 | 484,052.06 | 310,180.94 |
| - | - | - | - |
| 270.65 | 254.38 | (184.01) | (188.73) |
| - | - | 345,212.59 | 309,484.74 |
| - | - | - | (400,735.12) |
| 3,561,803.86 | 3,147,275.78 | 3,121,963.64 | 2,070,270.83 |
| 406,646.49 | 410,499.85 | 413,746.67 | 421,682.97 |

| | | | |
|----------------------|----------------------|----------------------|----------------------|
| 171,764.12 | 155,297.24 | 221,266.75 | 189,002.40 |
| 566.51 | 553.21 | 367.41 | 1,076.07 |
| - | - | - | - |
| 296,564.52 | 325,441.33 | 273,771.79 | 330,999.58 |
| (75.13) | (75.13) | (75.13) | (75.13) |
| 20,553.11 | 20,553.11 | 20,553.11 | 20,553.11 |
| - | - | - | - |
| - | - | - | - |
| - | - | - | - |
| 11,436.93 | 9,282.20 | 6,931.62 | 19,425.73 |
| - | - | - | - |
| - | - | - | - |
| - | - | - | - |
| (59,835.40) | 871.81 | 99,115.61 | 6,444.07 |
| 847,621.15 | 922,423.62 | 1,035,677.83 | 989,108.80 |
| 176,910.00 | 118,467.70 | 62,439.66 | 4,366.60 |
| - | - | - | - |
| 469,344.89 | 493,562.35 | 455,357.57 | 435,353.68 |
| - | - | 294,973.15 | 786,897.40 |
| - | - | - | - |
| - | - | - | - |
| 27,500.00 | 27,500.00 | 27,500.00 | 27,500.00 |
| 32,000.00 | 32,000.00 | 32,000.00 | 32,000.00 |
| 305,768.78 | 81,132.34 | 342,176.49 | 383,390.31 |
| - | - | - | - |
| - | - | - | - |
| (28,240.26) | (30,341.40) | (30,341.40) | (32,353.51) |
| 983,283.41 | 722,320.99 | 1,184,105.47 | 1,637,154.48 |
| 15,790,512.21 | 16,754,657.80 | 18,153,008.69 | 29,688,336.30 |
| - | - | - | - |
| 3,593,860.25 | 3,695,499.70 | 3,786,906.19 | - |
| 519,937.84 | 530,055.67 | 545,345.78 | - |
| - | - | - | - |
| 4,597,646.34 | 4,789,286.69 | 5,025,844.49 | - |
| 24,501,956.64 | 25,769,499.86 | 27,511,105.15 | 29,688,336.30 |
| 44,250,009.22 | 45,603,589.98 | 47,057,730.31 | 47,184,580.37 |
| - | - | - | - |
| - | - | - | - |
| - | - | - | - |
| - | - | - | - |
| 59,305,116.43 | 59,134,629.18 | 58,964,141.94 | 58,793,654.70 |
| - | - | - | - |
| - | - | - | - |
| - | - | - | - |
| - | - | - | - |
| - | - | - | - |
| - | - | - | - |
| - | - | - | - |

| | | | |
|------------|------------|------------|------------|
| 16,243.19 | 16,172.57 | 16,101.95 | 16,031.33 |
| 4,847.41 | 4,826.33 | 4,805.25 | 4,784.17 |
| 13,885.73 | 13,698.09 | 13,510.44 | 13,322.80 |
| - | - | - | - |
| - | - | - | - |
| 10,046.40 | 9,660.60 | 9,274.80 | 8,888.99 |
| - | - | - | - |
| - | - | - | - |
| - | - | - | - |
| - | - | - | - |
| - | - | - | - |
| - | - | - | - |
| 979.00 | 941.35 | 903.70 | 866.05 |
| 5,243.36 | 5,105.52 | 4,967.69 | 4,829.85 |
| 2,834.65 | 2,757.95 | 2,681.26 | 2,604.56 |
| - | - | - | - |
| - | - | - | - |
| - | - | - | - |
| - | - | - | - |
| - | - | - | - |
| - | - | - | - |
| 10,533.23 | 10,533.23 | 10,533.23 | 10,533.23 |
| 5,295.95 | 5,295.95 | 5,295.95 | 5,295.95 |
| 834,696.09 | 834,696.09 | 834,696.09 | 865,524.37 |
| 10,235.90 | 14,547.34 | 14,547.34 | 16,887.34 |
| - | - | - | - |
| - | - | - | - |
| - | - | - | - |
| - | - | - | - |
| - | - | - | - |
| - | - | - | - |
| - | - | - | - |
| 7,897.49 | 7,811.69 | 7,725.88 | 7,640.08 |
| - | - | - | - |
| - | - | - | - |
| - | - | - | - |
| - | - | - | - |
| - | - | - | - |
| - | - | - | - |
| - | - | - | - |
| 1,984.62 | 1,804.74 | 1,624.85 | 1,444.97 |
| 2,491.89 | 2,265.15 | 2,038.37 | 1,811.62 |
| 11,127.00 | 10,904.47 | 10,681.92 | 10,459.38 |
| 4,766.71 | 4,583.38 | 4,400.04 | 4,216.70 |
| - | - | - | - |
| 6,261.41 | 6,180.68 | 6,099.95 | 6,019.22 |
| 25,680.04 | 25,356.82 | 25,033.59 | 24,710.37 |
| 93,157.34 | 92,310.45 | 91,463.56 | 90,616.67 |
| 44,474.77 | 44,070.46 | 43,666.15 | 43,261.84 |
| - | - | - | - |
| (545.91) | (545.91) | - | - |

| | | | | | | |
|-----------------------|-----------------------|-----------------------|-----------------------|---------------|-------------|----------------|
| 579.75 | 386.50 | 193.25 | - | | | |
| 11,069.28 | 10,927.37 | 10,785.46 | 10,643.55 | | | |
| - | - | - | - | | | |
| - | - | - | - | | | |
| 696.66 | 355.17 | 13.66 | - | | | |
| 1,687.62 | 1,547.00 | 1,406.35 | 1,265.67 | | | |
| - | - | - | - | | | |
| 2,080.08 | 1,429.27 | 1,359.76 | 1,295.13 | | | |
| 4,663.39 | 4,352.53 | 4,041.67 | 3,730.74 | | | |
| 5,255.10 | 5,109.12 | 4,963.15 | 4,817.17 | | | |
| - | - | - | - | | | |
| - | - | - | 113,182.03 | | | |
| 22,204.82 | 20,724.59 | 19,244.36 | 17,763.93 | | | |
| 97,158.41 | 96,168.88 | 95,179.34 | 94,189.81 | | | |
| - | - | - | - | | | |
| - | - | - | - | | | |
| 14,512.23 | 14,278.25 | 14,044.27 | 13,810.29 | | | |
| - | - | - | - | | | |
| - | - | - | - | | | |
| - | - | - | - | | | |
| - | - | - | - | | | |
| - | - | - | - | | | |
| 24,077.34 | 23,447.20 | 22,817.06 | 22,186.92 | | | |
| - | - | - | - | | | |
| - | - | - | - | | | |
| 227,921.27 | 224,008.44 | 220,095.61 | 216,182.74 | | | |
| 153,120.53 | 152,418.74 | 151,716.95 | 151,015.16 | | | |
| - | - | - | - | | | |
| - | - | - | - | | | |
| - | - | - | - | | | |
| - | - | - | - | | | |
| 8,132,203.97 | 8,096,497.30 | 8,060,790.63 | 2,024,671.00 | | | |
| 1,072,892.50 | 1,069,203.00 | 1,065,513.50 | (645,748.00) | | | |
| - | - | - | - | | | |
| - | - | - | - | | | |
| 70,187,375.65 | 69,968,459.49 | 69,746,358.97 | 61,962,410.33 | 60,583,487.33 | 64700004.89 | (4,116,517.56) |
| - | - | - | - | | | |
| - | - | - | - | | | |
| - | - | - | - | | | |
| - | - | - | - | | | |
| - | - | - | - | | | |
| 9,942,775.24 | 9,685,977.70 | 9,436,011.78 | 9,181,986.86 | | | (5,400,762.27) |
| - | - | - | - | | | |
| 5,400,762.27 | 5,400,762.27 | 5,400,762.27 | 5,101,442.54 | | | |
| 85,530,913.16 | 85,055,199.46 | 84,583,133.02 | 76,245,839.73 | | | |
| 308,370,767.81 | 309,651,716.46 | 310,657,443.69 | 303,627,560.29 | | | |

| | | | |
|------------------------|------------------------|------------------------|------------------------|
| (30,000.00) | (30,000.00) | (30,000.00) | (30,000.00) |
| (91,201,250.15) | (91,201,250.15) | (91,201,250.15) | (91,201,250.15) |
| - | - | - | - |
| - | - | - | - |
| - | - | - | - |
| (1,612,404.14) | (1,473,893.29) | (1,410,542.56) | (748,845.14) |
| (92,843,654.29) | (92,705,143.44) | (92,641,792.71) | (91,980,095.29) |
| - | - | - | - |
| - | - | - | - |
| - | - | - | - |
| (1,157,327.81) | (1,142,853.92) | (1,128,337.96) | (1,113,779.80) |
| (135,442.08) | (134,321.08) | (133,192.08) | (132,055.08) |
| (429,648.52) | (426,718.52) | (423,767.50) | (420,795.52) |
| (95,021.00) | (94,316.00) | (93,606.00) | (92,891.00) |
| (32,824.00) | (32,606.00) | (32,387.00) | (32,166.00) |
| (426,378.19) | (422,775.19) | (419,163.51) | (415,542.19) |
| - | - | - | - |
| - | - | - | - |
| - | - | - | - |
| - | - | - | - |
| - | - | - | - |
| - | - | - | - |
| - | - | - | - |
| - | - | - | - |
| (1,522,354.12) | (1,513,875.22) | (1,505,378.92) | (1,496,865.16) |
| - | - | - | - |
| (4,505,000.00) | (4,505,000.00) | (4,500,000.00) | (4,500,000.00) |
| (229,725.11) | (228,458.53) | (227,189.18) | (225,917.06) |
| (2,373,286.69) | (2,361,404.69) | (2,349,502.69) | (2,337,581.69) |
| - | - | - | - |
| - | - | - | - |
| (1,006,105.53) | (1,004,083.47) | (1,002,053.66) | (1,000,016.07) |
| (4,460,000.00) | (4,460,000.00) | (4,460,000.00) | (4,460,000.00) |
| (605,000.00) | (605,000.00) | (600,000.00) | (600,000.00) |
| (7,665,000.00) | (7,665,000.00) | (7,655,000.00) | (7,655,000.00) |
| - | - | - | - |
| (3,019,920.17) | (3,013,770.10) | (3,007,606.17) | (3,001,428.35) |
| (5,175,357.45) | (5,165,604.19) | (5,155,823.46) | (5,146,015.18) |
| (7,000,000.00) | (7,000,000.00) | (6,985,000.00) | (6,985,000.00) |
| - | - | - | - |
| (69,965,000.00) | (69,960,000.00) | (69,955,000.00) | (69,955,000.00) |
| (4,905,000.00) | (4,905,000.00) | (4,900,000.00) | (4,900,000.00) |

| | | | |
|-------------------------|-------------------------|-------------------------|-------------------------|
| (45,000.00) | (45,000.00) | (45,000.00) | (45,000.00) |
| (6,695,000.00) | (6,695,000.00) | (6,590,000.00) | (6,590,000.00) |
| (90,000.00) | (90,000.00) | (60,000.00) | (60,000.00) |
| (84,728.03) | (83,786.61) | (82,845.19) | (81,903.77) |
| (282,844.55) | (280,124.88) | (277,405.21) | (274,685.54) |
| (61,505.58) | (60,877.96) | (60,250.34) | (59,622.72) |
| (21,732.34) | (21,527.32) | (21,322.30) | (21,117.28) |
| (230,083.84) | (229,303.90) | (228,523.96) | (227,744.02) |
| - | - | - | - |
| (122,219,285.01) | (122,146,407.58) | (121,898,355.13) | (121,830,126.43) |
| | | | |
| (2,349,063.03) | (3,463,928.74) | (4,349,316.68) | (4,627,598.98) |
| - | - | - | - |
| - | - | - | - |
| - | - | - | - |
| (170,449.22) | (170,944.65) | (171,441.52) | (171,939.85) |
| (12,866.00) | (12,956.00) | (13,047.00) | (13,138.00) |
| (33,556.00) | (33,802.00) | (34,048.98) | (34,297.00) |
| (8,087.00) | (8,144.00) | (8,202.00) | (8,260.00) |
| (2,492.00) | (2,511.00) | (2,529.00) | (2,548.00) |
| (42,550.00) | (42,655.00) | (42,760.32) | (42,866.00) |
| - | - | - | - |
| - | - | - | - |
| (100,401.72) | (100,607.88) | (100,814.46) | (101,021.47) |
| - | - | - | - |
| (110,000.00) | (110,000.00) | (115,000.00) | (115,000.00) |
| (14,985.88) | (15,018.54) | (15,051.28) | (15,084.09) |
| (141,087.00) | (141,317.00) | (141,548.00) | (141,779.00) |
| - | - | - | - |
| - | - | - | - |
| (23,665.04) | (23,757.01) | (23,849.14) | (23,941.44) |
| - | - | - | - |
| (100,000.00) | (100,000.00) | (105,000.00) | (105,000.00) |
| (140,000.00) | (140,000.00) | (150,000.00) | (150,000.00) |
| - | - | - | - |
| (72,731.21) | (72,895.09) | (73,059.35) | (73,223.98) |
| (114,924.24) | (115,247.94) | (115,572.55) | (115,898.08) |
| - | - | (15,000.00) | (15,000.00) |
| (125,000.00) | (125,000.00) | (125,000.00) | (125,000.00) |
| (1,230,000.00) | (1,235,000.00) | (1,240,000.00) | (1,240,000.00) |
| (80,000.00) | (80,000.00) | (85,000.00) | (85,000.00) |
| (40,000.00) | (40,000.00) | (40,000.00) | (40,000.00) |
| - | - | (105,000.00) | (105,000.00) |
| - | - | (30,000.00) | (30,000.00) |
| (11,297.07) | (11,297.07) | (11,297.07) | (11,297.07) |
| (32,636.04) | (32,636.04) | (32,636.04) | (32,636.04) |
| (7,531.44) | (7,531.44) | (7,531.44) | (7,531.44) |
| (2,460.24) | (2,460.24) | (2,460.24) | (2,460.24) |
| (9,359.28) | (9,359.28) | (9,359.28) | (9,359.28) |
| (4,975,142.41) | (6,097,068.92) | (7,164,524.35) | (7,444,879.96) |
| | | | |
| - | - | - | - |
| (484,213.32) | (516,459.31) | (861,085.10) | (1,077,412.65) |

| | | | |
|-----------------------|-----------------------|------------------------|------------------------|
| (15,469.52) | (25,428.11) | (7,678.99) | (32,352.10) |
| (410,910.25) | (749,610.42) | (182,828.48) | (1,177,171.78) |
| (81,898.25) | (72,952.69) | (28,898.67) | (56,136.40) |
| - | - | - | - |
| - | - | - | - |
| - | - | - | - |
| - | - | - | - |
| - | (346,805.80) | (555,517.09) | - |
| - | - | (1,394.48) | - |
| - | - | - | - |
| - | - | - | - |
| (273,417.34) | (634,829.82) | (984,583.81) | (1,345,996.30) |
| - | - | - | - |
| (24,641.54) | (22,361.26) | (24,549.56) | (31,547.79) |
| - | (4,530.93) | (1,152.68) | - |
| - | - | (15,620.04) | - |
| - | - | (2,902.41) | - |
| - | (168.00) | - | - |
| - | - | (115.38) | - |
| (772.18) | (531.69) | (1,031.80) | (830.53) |
| (12.61) | (12.61) | (42.98) | (12.61) |
| (375.79) | (52.47) | (1,525.22) | (539.27) |
| 308.80 | 362.73 | 258.88 | 315.13 |
| (292.18) | (137.90) | (1,800.76) | (1,723.93) |
| (979,720.63) | (334,916.22) | (299,514.58) | (259,185.17) |
| (400,818.50) | (380,339.62) | (370,098.17) | (144,965.22) |
| (204,852.07) | (212,476.88) | (127,738.65) | (237,181.82) |
| (23,118.39) | (23,710.32) | (18,796.00) | (29,702.21) |
| (220,123.91) | (242,193.82) | (252,192.22) | (168,733.05) |
| (3,120,327.68) | (3,567,155.14) | (3,738,808.19) | (4,563,175.70) |
| - | - | - | - |
| - | - | - | - |
| - | - | - | - |
| - | - | - | - |
| (36,489.44) | (40,480.54) | (46,453.93) | (64,850.34) |
| (4,420.00) | (3,820.00) | (3,820.00) | (4,020.00) |
| (302.00) | (302.00) | (302.00) | (302.00) |
| (45,280.50) | (45,280.50) | (45,280.50) | (8,973.00) |
| (948.00) | (948.00) | (948.00) | - |
| - | - | - | - |
| (300.00) | (300.00) | (481.00) | (1,081.00) |
| (18,007.29) | (24,479.94) | (21,018.94) | (17,174.29) |
| - | - | - | - |
| 27,500.00 | 22,500.00 | 22,500.00 | 22,500.00 |
| (21,033.55) | (21,033.55) | (21,033.55) | (21,033.55) |
| - | - | (34,000.00) | (257,260.00) |
| (99,280.78) | (114,144.53) | (150,837.92) | (352,194.18) |
| (8,194,750.87) | (9,778,368.59) | (11,054,170.46) | (12,360,249.84) |

| | | | |
|-----------------------|-----------------------|-----------------------|-----------------------|
| - | - | - | - |
| (5,628,381.59) | (5,648,761.10) | (5,669,140.61) | (3,877,574.00) |
| 572,953.46 | 572,953.46 | 572,953.46 | 354,361.50 |
| 121,780.41 | 121,780.41 | 121,780.41 | 121,928.90 |
| (4,933,647.72) | (4,954,027.23) | (4,974,406.74) | (3,401,283.60) |
| (228,149.79) | (220,404.44) | (212,659.09) | (230,391.40) |
| - | - | - | - |
| - | - | - | - |
| (17,250.12) | (17,250.12) | (17,250.12) | (17,250.12) |
| (5,400,762.27) | (5,400,762.27) | (5,400,762.27) | (5,101,442.54) |
| - | - | - | - |
| (5,646,162.18) | (5,638,416.83) | (5,630,671.48) | (5,349,084.06) |
| (12,670,293.72) | (12,643,779.80) | (12,742,265.88) | (6,177,033.00) |
| - | - | - | - |
| - | - | - | - |
| (1,440,274.68) | (1,434,880.39) | (1,429,486.10) | (1,424,091.81) |
| (813,516.22) | (810,600.39) | (807,684.56) | (804,768.73) |
| (150,155.68) | (148,638.96) | (147,122.24) | (145,605.52) |
| (104,457.42) | (104,116.05) | (103,774.68) | (103,433.31) |
| (287,958.09) | (287,052.56) | (286,147.03) | (285,241.50) |
| (75,350.55) | (75,122.90) | (74,895.25) | (74,667.60) |
| (669,402.44) | (667,445.12) | (665,487.80) | (663,530.48) |
| (55,003.72) | (54,848.34) | (54,692.96) | (54,537.58) |
| (346,713.00) | (343,960.00) | (341,207.00) | (338,454.00) |
| (246,109.06) | (246,109.06) | (246,109.06) | (246,109.06) |
| (271,836.32) | (270,813.32) | (269,790.32) | (268,767.32) |
| (161,423.59) | (161,423.59) | (161,423.59) | (161,423.59) |
| - | - | - | - |
| (17,328,458.40) | (17,328,458.40) | (17,328,458.40) | (17,894,490.18) |
| (7,395,319.00) | (7,395,319.00) | (7,395,319.00) | (7,395,319.00) |
| 271,836.32 | 270,813.32 | 269,790.32 | 268,767.32 |
| - | - | - | - |
| 161,423.59 | 161,423.59 | 161,423.59 | 161,423.59 |
| (40,555,030.84) | (40,564,593.64) | (40,581,554.84) | (40,919,361.02) |
| (959,060.87) | (959,060.87) | (959,060.87) | (959,060.87) |
| (150,000.00) | (150,000.00) | (150,000.00) | (150,000.00) |
| (43,000.00) | (43,000.00) | (43,000.00) | (43,000.00) |
| (8,500.00) | (8,500.00) | (8,500.00) | (8,500.00) |
| (148,434.95) | (148,434.95) | (148,434.95) | (148,434.95) |
| (55,080.00) | (55,080.00) | (55,080.00) | (55,080.00) |
| (62,600.00) | (62,600.00) | (62,600.00) | (62,600.00) |
| (7,610.69) | (7,610.69) | (7,610.69) | (7,610.69) |
| (55,365.80) | (55,365.80) | (55,365.80) | (55,365.80) |
| (82,592.00) | (82,592.00) | (82,592.00) | (82,592.00) |
| (35,000.00) | (35,000.00) | (35,000.00) | (35,000.00) |
| (422,611.50) | (422,611.50) | (422,611.50) | (422,611.50) |
| (283,084.00) | (283,084.00) | (283,084.00) | (283,084.00) |
| (242,348.60) | (242,348.60) | (242,348.60) | (242,348.60) |
| (2,348,455.85) | (2,348,455.85) | (2,348,455.85) | (2,348,455.85) |

| | | | |
|-------------------------|-------------------------|-------------------------|-------------------------|
| (189,754.78) | (189,754.78) | (189,754.78) | (189,754.78) |
| (84,000.00) | (84,000.00) | (84,000.00) | (84,000.00) |
| (45,732,529.88) | (45,742,092.68) | (45,759,053.88) | (46,096,860.06) |
| 12,782,274.12 | 12,853,070.86 | 12,923,656.67 | 12,997,420.76 |
| (85,113,077.64) | (85,021,796.85) | (85,063,125.39) | (77,457,088.73) |
| (308,370,767.81) | (309,651,716.46) | (310,657,443.69) | (303,627,560.29) |

- - - -

| | 1 | 2 | 3 | 4 | 5 | 6 | 7 | 8 | 9 | 10 |
|---|---------------------|---------------------|---------------------|---------------------|---------------------|---------------------|---------------------|---------------------|---------------------|---------------------|
| | Jan-22 | Feb-22 | Mar-22 | Apr-22 | May-22 | Jun-22 | Jul-22 | Aug-22 | Sep-22 | Oct-22 |
| Water Sales | | | | | | | | | | |
| 461000 WATER SALES: BILLED REVENUE | (2,235,799.59) | (2,001,064.14) | (2,007,954.32) | (2,195,036.94) | (2,064,305.72) | (2,679,954.86) | (3,721,511.71) | (3,442,880.85) | (3,853,513.46) | (2,616,920.56) |
| 461001 WATER SALES BILLED RECOUPMENT | (84,199.86) | (82,430.74) | (82,081.10) | (82,964.93) | (82,276.18) | (81,365.66) | (80,995.63) | (76,418.65) | (79,719.89) | (38,552.07) |
| 461100 WATER SALES: UNBILLED REVENUE | 299,952.00 | (9,431.00) | (179,351.00) | 395,417.00 | (475,851.00) | (765,978.00) | 58,589.00 | (511,438.00) | 841,725.00 | 198,749.00 |
| 461200 WATER SALES-UNBILLED RECOUPMNT | 84,199.86 | 82,430.74 | 82,081.10 | 82,964.93 | 82,276.18 | 81,365.66 | 80,995.63 | 76,418.65 | 79,719.89 | 38,552.07 |
| 471100 QCPAC SURCHARGE | (105,266.25) | (285,262.14) | 92,918.20 | (104,655.11) | (137,722.15) | (171,371.13) | (228,244.16) | (212,614.65) | (235,317.96) | (167,981.15) |
| 471105 QCPAC BILLED RECOUPMENT | - | - | (378,878.88) | (192,232.12) | (191,359.77) | (190,689.45) | (189,426.74) | (182,367.16) | (179,626.78) | (177,210.74) |
| 471110 QCPAC UNBILLED RECOUPMENT | - | - | 378,878.88 | 192,232.12 | 191,359.77 | 190,689.45 | 189,426.74 | 182,367.16 | 179,626.78 | 177,210.74 |
| 471115 QCPAC BILLED RECOUPMENT-2020 | - | - | - | - | (179,962.90) | (179,624.22) | (178,526.02) | (190.52) | (73.48) | (16.27) |
| 471120 QCPAC UNBILLED RECOUPMENT-2020 | - | - | - | (538,647.79) | 179,962.90 | 179,624.22 | 178,526.02 | 190.52 | 73.48 | 16.27 |
| 471125 QCPAC BILLED RECOUPMENT-2021 | - | - | - | - | - | - | - | - | - | - |
| 471130 QCPAC UNBILLED RECOUPMENT-2021 | - | - | - | - | - | - | - | - | - | - |
| 471135 BILLED RECOUPMENT: MISCELLANEOUS | - | - | - | - | - | - | - | - | - | - |
| 471140 UNBILLED RECOUPMENT: MISCELLANEOUS | - | - | - | - | - | - | - | - | - | - |
| 467000 INTERCONNECT - PEU | - | - | - | - | - | - | - | - | - | - |
| 460200 CBFRR REVENUES | (644,086.00) | (644,086.00) | (644,086.00) | (644,086.00) | (644,086.00) | (644,086.00) | (644,086.00) | (644,086.00) | (644,086.00) | (644,086.00) |
| 460998 CBFRR REVENUES - CONTRA | 644,086.00 | 644,086.00 | 644,086.00 | 644,086.00 | 644,086.00 | 644,086.00 | 644,086.00 | 644,086.00 | 644,086.00 | 644,086.00 |
| 462000 FIRE PROTECTION REVENUE | (508,303.35) | (508,237.81) | (508,041.05) | (484,593.67) | (509,269.73) | (509,778.14) | (510,251.04) | (510,848.94) | (511,470.82) | (510,999.38) |
| | 2,549,417.19 | 2,803,995.09 | 2,602,428.17 | 2,927,516.51 | 3,187,148.60 | 4,127,082.13 | 4,401,417.91 | 4,677,782.44 | 3,758,577.24 | 3,097,152.09 |
| 466000 WATER SALES FOR RESALE | - | - | - | (405.00) | (2,727.00) | (4,428.00) | (3,456.00) | (1,863.00) | (2,295.00) | (3,915.00) |
| Other Operating Revenue | | | | | | | | | | |
| 415200 JOBBING REVENUE | (46,793.77) | (15,251.08) | (22,100.43) | (26,009.54) | (31,774.41) | (47,568.36) | (27,439.12) | (42,376.01) | (31,279.31) | (28,654.05) |
| 474001 FINANCE CHARGES | - | - | - | - | - | - | - | - | - | - |
| 471300 MISC OPERATING REVENUE | (5,109.00) | (4,248.00) | (3,450.00) | (4,556.00) | (7,482.00) | (7,271.00) | (9,025.00) | (8,991.00) | (9,135.00) | (7,939.52) |
| 416000 JOBBING EXPENSE | 12,762.46 | 10,080.96 | 14,525.24 | 10,844.80 | 18,930.76 | 24,683.12 | 12,738.21 | 24,002.74 | 16,612.14 | 14,604.57 |
| 472600 LEASE INCOME | (1,071.66) | (1,071.66) | (1,071.66) | (1,071.66) | (1,071.66) | (1,071.66) | (1,071.66) | (1,071.66) | (1,071.66) | (1,071.66) |
| 474000 OTHER WATER REVENUE | (9,376.84) | (10,129.24) | (10,116.48) | (10,151.68) | (10,159.16) | (10,165.32) | (10,180.72) | (11,102.88) | (11,098.08) | (11,100.00) |
| 474100 OTHER REVENUE: SOLAR REBATE | - | - | - | - | - | - | - | - | - | - |
| | 49,588.81 | 20,619.02 | 22,213.33 | 30,944.08 | 31,556.47 | 41,393.22 | 34,978.29 | 39,538.81 | 35,971.91 | 34,160.66 |
| Total Revenues | 2,599,006.00 | 2,824,614.11 | 2,624,641.50 | 2,958,865.59 | 3,221,432.07 | 4,172,903.35 | 4,439,852.20 | 4,719,184.25 | 3,796,844.15 | 3,135,227.75 |
| Production Expenses | | | | | | | | | | |
| 601100 OTHER PROD LABOR: CORE | 8,309.67 | 4,534.13 | 6,518.30 | 4,443.04 | 6,364.51 | 8,977.67 | 7,181.36 | 5,558.12 | 3,639.97 | 4,015.23 |
| 601101 OTHER PROD LABOR: COMM SYSTEMS | - | - | - | - | - | - | - | - | - | - |
| 601500 OTHER PROD LABOR:SRCE/SUPPLY | 2,172.17 | 1,867.20 | 1,459.29 | 2,071.39 | 1,688.29 | 1,911.39 | 2,541.20 | 3,826.78 | 1,871.30 | 4,006.58 |
| 602000 PURCH WATER: MILFORD-BARTLETT | 189.13 | 189.13 | 246.80 | 246.80 | 246.80 | 181.16 | (2,265.68) | 181.16 | 135.10 | 930.39 |
| 602400 PURCHASED WATER: DREW WOODS | 8,881.75 | 8,881.75 | 11,323.23 | 11,323.23 | 11,323.23 | 11,323.23 | 16,352.63 | 16,352.63 | 23,960.07 | 11,584.30 |
| 602500 PURCH WATER: GREATBROOK | 754.11 | 677.61 | 677.61 | 677.61 | 1,131.45 | 745.83 | 745.83 | 751.14 | 759.79 | 751.14 |
| 602502 PURCH WATER: LITTLE POND | 6,344.12 | - | 2,863.50 | 2,960.94 | 3,659.26 | 6,322.62 | 7,410.70 | 9,440.70 | 9,911.66 | 7,784.22 |
| 602550 PURCH WATER: SOUHEGAN WOODS | 273.25 | 966.93 | 966.93 | (2,207.11) | (1,886.35) | - | - | 1,197.14 | 11,642.67 | 1,197.14 |
| 602600 PURCH WATER: GREENFIELD | 8,366.04 | 6,337.04 | 6,337.04 | 20,253.21 | 16,889.18 | 16,889.18 | (9,544.50) | 22,296.40 | 22,296.40 | 9,846.86 |
| 602670 PURCH WATER: DONALD STREET | 9,585.36 | - | 4,482.18 | 4,233.78 | 4,606.38 | 12,306.78 | 15,908.58 | 20,255.58 | 21,124.98 | 13,797.18 |
| 602675 PURCH WATER:FEDERAL HL-MILFORD | 2,848.81 | 633.19 | 636.19 | 1,435.60 | 1,056.43 | 1,056.43 | 1,153.78 | 1,153.78 | 1,153.78 | 702.87 |
| 602680 PURCHASED WTR: ASHLEY COMMONS | 404.34 | 402.64 | 402.64 | 402.64 | 483.43 | 483.43 | (19.41) | 437.50 | 534.29 | 437.50 |
| 602900 PURCH WATER: FRANCOUER TRUCKS | - | - | - | - | 1,738.50 | - | 4,006.00 | - | 515.00 | - |
| 603100 OTHER PROD MATERIAL & EXPENSE | 201.61 | - | (6.80) | 98.97 | - | - | - | - | 17.11 | 8.95 |
| 603101 TRT PLANT: OFFICE SUPPLIES | 833.34 | 1,843.42 | 464.30 | 965.58 | 1,747.58 | 1,549.71 | 391.38 | 1,131.50 | 645.07 | 49.77 |
| 610200 SUPERINTENDENCE - WTP | 21,733.99 | 19,730.28 | 24,290.91 | 20,741.51 | 21,557.97 | 20,887.93 | 20,018.52 | 22,329.20 | 22,867.10 | 20,129.87 |

| | | | | | | | | | | | |
|--------|---------------------------------|-----------|-----------|-----------|-----------|------------|-----------|-----------|------------|-----------|------------|
| 610300 | OFFICE SALARIES & WAGES: WTP | 16,140.48 | 14,808.76 | 18,603.29 | 16,990.48 | 17,938.36 | 17,463.13 | 18,429.53 | 19,840.04 | 19,071.97 | 15,179.62 |
| 623100 | POWER PURCHASED: TRT PLT ELEC | 66,224.15 | 41,274.41 | 50,160.18 | 50,861.53 | 84,298.13 | 88,868.22 | 97,582.50 | 102,821.40 | 64,508.75 | 65,102.85 |
| 623102 | POWER PURCHASED: BT ELECTRIC | 314.64 | 456.75 | 348.90 | 184.92 | 482.66 | 178.80 | 155.31 | 156.38 | 150.08 | 158.06 |
| 623103 | POWER PURCHASED: AVD ELECTRIC | 128.52 | 157.65 | 193.71 | 84.75 | 307.34 | 194.28 | 176.28 | 173.71 | 166.31 | 169.87 |
| 623110 | POWER PURCHASED: ATHERTON COMM | 265.93 | 333.87 | 248.03 | 52.15 | 132.74 | 115.85 | 115.85 | 119.77 | 86.66 | 38.74 |
| 623112 | POWER PURCHASED: RICHARDSON | - | - | - | - | - | - | - | - | - | - |
| 623113 | POWER PURCHASED: HI-LO | 542.39 | 503.27 | 573.14 | 542.13 | 420.26 | 273.56 | 168.89 | 148.38 | 131.04 | 121.46 |
| 623114 | POWER PURCHASED: TWIN RIDGE | 2,261.15 | 2,204.53 | 1,935.56 | 1,111.87 | 1,012.62 | 731.66 | 761.08 | 669.36 | 669.00 | 680.26 |
| 623115 | POWER PURCHASED: DREW | 2,343.86 | 2,493.15 | 2,125.12 | 1,855.49 | 1,898.36 | 3,085.80 | 3,749.37 | 3,748.91 | 3,192.46 | 2,772.88 |
| 623116 | POWER PURCHASED: GLENN RIDGE | 1,238.68 | 1,313.62 | 1,302.62 | 1,097.59 | 1,090.45 | 603.62 | 666.83 | 556.77 | 480.50 | 586.34 |
| 623117 | POWER PURCHASED: ASHLEY COMMON | - | - | - | - | - | - | - | - | - | - |
| 623118 | POWER PURCHASED: BEDFORD | - | - | - | - | - | - | - | - | - | - |
| 623119 | POWER PURCHASED: GREATBROOK | - | - | - | - | - | - | - | - | - | - |
| 623120 | POWER PURCHASED: MAPLE HAVEN | 1,032.33 | 1,011.53 | 987.36 | 721.51 | 675.37 | 597.38 | 538.73 | 488.81 | 441.37 | 374.59 |
| 623121 | POWER PURCHASED: GLENWDLANDS | 657.58 | 659.22 | 772.56 | 666.47 | 617.25 | 433.87 | 394.42 | 388.08 | 345.86 | 392.09 |
| 623122 | POWER PURCHASED: COUNTY RD-BDF | 1,785.15 | - | - | - | 6,911.20 | 986.30 | 1,110.40 | 1,010.97 | 1,034.31 | 939.32 |
| 623123 | POWER PURCHASED: BOWERS LANDING | 931.68 | 1,072.96 | 968.26 | 936.75 | 476.49 | 502.54 | 456.03 | 519.99 | 603.17 | 1,338.97 |
| 623124 | POWER PURCH: PILGRIM CR-NASHUA | 701.59 | 719.19 | 688.87 | 578.45 | 454.71 | 331.56 | 276.83 | 232.32 | 215.67 | 272.73 |
| 623200 | POWER PURCHASED: MERR RIVER | 34,930.37 | 11,727.89 | 27,921.54 | 28,381.26 | 41,565.84 | 54,600.64 | 55,279.29 | 56,219.42 | 51,754.52 | 51,403.60 |
| 623210 | POWER PURCHASED: SNOW STA GAS | 57.06 | 55.16 | 55.16 | 60.86 | 57.06 | 62.77 | 55.16 | 55.83 | 70.66 | 63.38 |
| 623211 | BOOSTER STAT: TIMB - ELECTRIC | 9,272.98 | 7,897.86 | 7,896.01 | 7,314.95 | 8,049.03 | 10,851.41 | 11,746.55 | 12,399.06 | 10,578.55 | 9,010.57 |
| 623212 | BOOSTER STAT: ARMORY-ELECTRIC | 1,113.49 | 1,149.42 | 1,192.93 | 1,062.53 | 826.28 | 910.72 | 959.73 | 1,110.07 | 1,075.45 | 1,047.05 |
| 623240 | POWER PURCHASED: FOUNDERS VIL | 1,083.32 | 1,293.72 | 1,094.18 | 442.50 | 2,236.35 | 2,169.08 | 918.57 | 852.05 | 648.32 | 568.43 |
| 623252 | BOOSTER STAT: BADGER HILL-ELEC | 2,509.79 | 2,257.38 | 2,147.47 | 2,027.00 | 2,548.93 | 2,345.94 | 2,429.23 | 2,347.99 | 2,127.63 | 1,923.09 |
| 623278 | BOOSTER STAT: BOWERS LAND:ELEC | - | - | - | - | - | - | - | - | - | - |
| 623350 | BOOSTER STAT: COBURN ELECTRIC | 1,346.09 | 1,536.80 | 1,433.42 | 659.56 | 2,204.30 | 1,867.55 | 1,831.27 | 2,035.59 | 1,774.91 | 1,759.32 |
| 623362 | BOOSTER STAT: CABOT PRES-ELEC | 687.98 | 765.71 | - | 482.68 | 899.07 | 654.02 | 1,039.06 | 856.25 | 716.83 | 384.66 |
| 623372 | BOOSTER STAT: VALLEFIELD-ELEC | 1,496.02 | 1,420.96 | 1,304.67 | 768.82 | 780.28 | 418.30 | 317.79 | 311.39 | 310.00 | 317.26 |
| 623403 | BOOSTER STAT: ENGLISH WDS-ELEC | 580.22 | 565.48 | 577.87 | 587.25 | 300.68 | 298.97 | 359.96 | 336.17 | 311.61 | 212.47 |
| 623428 | BOOSTER STAT: INDIAN RCK-ELECT | 557.98 | 629.58 | 497.13 | 100.20 | 230.88 | 250.60 | 267.56 | 259.51 | 157.76 | 150.30 |
| 623450 | BOOSTER STAT: PWDR HILL-ELEC | 1,918.84 | 2,335.17 | 1,761.43 | 1,315.65 | 1,696.42 | 2,245.67 | 2,790.91 | 2,606.35 | 2,117.38 | 1,526.66 |
| 623478 | BOOSTER STAT: FEDERAL HILL-ELEC | 1,071.72 | 1,116.37 | 992.53 | 554.97 | 354.00 | 718.19 | 640.93 | 196.29 | 508.74 | 300.44 |
| 623500 | BOOSTER STAT: PINE HILL-ELECT | 1,473.61 | 3,182.16 | 1,643.96 | 1,301.37 | 4,260.57 | 3,700.49 | 3,034.75 | 3,062.70 | 3,017.72 | 1,492.38 |
| 623550 | BOOSTER STAT: AUTUMN WDS-ELEC | 1,990.20 | 1,729.53 | 1,871.91 | 1,199.63 | 559.96 | 638.43 | 991.22 | 914.64 | 834.38 | 714.43 |
| 623653 | BOOSTER STAT: SOUHEGAN WDS-ELEC | 1,014.62 | 1,129.44 | 1,029.13 | 479.09 | 1,439.84 | 1,128.35 | 1,023.53 | 993.85 | 887.78 | 946.02 |
| 623672 | BOOSTER STAT: DONALD ST-ELEC | 1,644.70 | 1,596.35 | 1,458.95 | 1,400.60 | 2,273.18 | 2,824.45 | 3,560.92 | 3,331.28 | 2,669.53 | 1,581.89 |
| 623702 | BOOSTER STAT: ORCHARD-ELECTRIC | 1,030.54 | 974.00 | 943.69 | 577.25 | 380.52 | 329.56 | 277.34 | 273.89 | 273.43 | 251.40 |
| 623751 | BOOSTER STAT: SKY MEADOW-ELEC | 1,580.95 | 1,600.09 | 1,697.13 | 1,616.68 | 1,616.58 | 1,801.41 | 2,118.30 | 1,926.12 | 2,081.57 | 1,587.97 |
| 623772 | BOOSTER STAT: GREAT BAY - ELEC | 1,017.22 | 1,007.43 | 1,648.85 | 920.51 | 682.57 | 444.82 | 499.46 | 598.48 | 422.40 | 520.11 |
| 623810 | BOOSTER STAT: DUNSTABLE-ELEC | 1,744.90 | 1,830.14 | 1,736.68 | 1,566.26 | 1,402.44 | 4,739.42 | 6,170.01 | 6,536.46 | 4,722.83 | 3,058.52 |
| 623851 | BOOSTER STAT: KESSLER-ELECTRIC | 372.79 | 382.35 | 375.02 | 350.52 | 347.39 | 177.32 | 169.27 | 145.91 | 162.16 | 158.23 |
| 623861 | BOOSTER STAT: SHAKESPEAR -ELEC | 1,080.51 | 1,060.04 | 1,144.27 | 1,073.70 | 683.63 | 507.27 | 681.52 | 720.89 | 647.12 | 437.64 |
| 623892 | BOOSTER STAT: SWEET HILL-ELECT | 851.15 | 795.80 | 740.51 | 457.89 | 245.76 | 314.40 | 350.73 | 348.00 | 341.81 | 313.37 |
| 623962 | BOOSTER STAT: MILFORD ELECTRIC | 1,849.21 | 2,083.96 | 1,575.96 | 1,417.35 | 2,298.57 | 5,472.93 | 5,689.62 | 3,337.85 | 1,801.13 | 1,749.82 |
| 623971 | BOOSTER STAT: SOUHEGAN - ELEC | 1,185.45 | 959.69 | 901.50 | 896.41 | 1,399.44 | 1,639.95 | 1,761.66 | 1,740.76 | 1,388.81 | 891.59 |
| 623975 | BOOSTER STAT: PILGRIM HL-ELECT | 231.04 | 280.42 | 227.96 | 78.91 | 276.38 | 220.32 | 211.87 | 193.87 | 171.02 | 163.46 |
| 623976 | BOOSTER STAT: TARA HEIGHTS | 1,248.83 | 3,265.84 | 3,079.79 | 2,839.83 | (4,947.16) | 482.43 | 456.63 | 434.98 | 434.84 | 422.76 |
| 623990 | BOOSTER STAT: E STREET ELECT | 1,790.02 | 1,625.14 | 1,697.03 | 1,629.41 | 1,432.48 | 1,600.43 | 2,010.94 | 2,357.78 | 2,765.34 | 1,740.31 |
| 623998 | SOLAR POWER REBATE | - | - | - | - | - | - | - | - | - | (1,811.42) |
| 623999 | POWER PURCHASED: CONSULTING | 165.00 | 165.00 | 165.00 | - | 165.00 | 165.00 | 165.00 | 165.00 | 165.00 | 165.00 |
| 624100 | OPER LABOR: TREATMENT PLANT | 28,259.11 | 28,258.26 | 29,177.63 | 26,095.71 | 27,074.69 | 25,941.58 | 28,565.34 | 27,458.93 | 26,931.30 | 28,811.08 |
| 626100 | OPER EXP T PLANT: MAT & EXP | 662.68 | 483.37 | 1,306.11 | 905.54 | 600.39 | 791.09 | 756.30 | 1,037.12 | 979.29 | 1,569.12 |
| 626110 | OPER EXP T PLANT: GAS/OIL | 8,076.19 | 8,905.69 | 8,208.79 | 6,367.10 | 2,355.06 | 755.92 | 360.00 | 291.62 | 373.55 | 579.68 |
| 626120 | OPER EXP T PLANT: PHONE | 698.35 | 728.86 | 718.66 | 718.04 | 717.99 | 704.64 | 933.62 | 1,178.25 | 1,009.13 | 945.77 |
| 626122 | OPER EXP T PLANT: HOUSEKEEPING | 147.65 | - | 79.87 | 187.30 | 182.53 | 285.41 | 249.61 | 88.61 | - | 68.41 |
| 626130 | OPER EXP WTP: SMALL TOOLS | 67.98 | - | 88.96 | 598.90 | 1,523.39 | 20.58 | 413.86 | 2,154.40 | 368.99 | 647.99 |

| | | | | | | | | | | | |
|--------|--------------------------------|-------------|-------------|-------------|-------------|-------------|-------------|-------------|-------------|-------------|-------------|
| 626200 | OPER EXP SNOW STA: MAT & EXP | - | - | - | - | - | - | - | - | - | - |
| 626300 | OPER EXP MERR RIVER: MAT & EXP | - | - | - | - | - | - | - | - | - | - |
| 631100 | MAINT STRUCT:T PLANT/D&M/SNOW | 4,847.72 | 4,569.67 | 4,660.07 | 6,986.60 | 1,607.17 | 3,212.45 | 5,040.88 | 21,576.65 | 1,651.26 | 1,960.38 |
| 631101 | MAINT STRUCT:COMM SYS/BOOSTERS | - | - | 77.07 | - | 19.98 | 36.92 | - | - | - | - |
| 631102 | MAINT OF STRUCT: CORE BOOSTERS | 444.86 | - | - | - | 2,353.39 | - | 731.56 | - | - | - |
| 631200 | MAINT STRUCT: SNOW STATION | - | - | - | - | - | - | - | - | - | - |
| 631500 | MAINT STRUCT: SRCE/SUPPLY | 3,354.92 | 2,492.37 | 159.06 | - | 167.80 | 192.48 | 249.79 | 10,011.50 | - | 450.00 |
| 633100 | MAINT PUMP EQUIP:TREATMENT PLT | 661.76 | 3,472.44 | 450.00 | 11,791.01 | 1,936.45 | 562.88 | 550.00 | 574.80 | 7,003.60 | 842.63 |
| 633106 | MAINT PUMP EQUIP: CORE SYSTEMS | - | 100.00 | 100.00 | 100.00 | 100.00 | 100.00 | 241.91 | 4,971.66 | 100.00 | 555.28 |
| 633110 | MAINT OF PUMP EQUIP: COMM SYS | - | 1,605.22 | - | 36.76 | - | 405.01 | - | - | - | - |
| 633140 | MAINT CORE BOOSTER STAT: PHONE | - | - | - | - | - | - | - | - | - | - |
| 633150 | MAINT COMM BOOSTER STAT:PHONE | - | - | - | - | - | - | - | - | - | - |
| 633155 | MAIN COM BOOST ST:GAS/OIL/PROP | - | - | - | - | 2,624.01 | - | - | 6.31 | 1,469.26 | 535.74 |
| 633160 | MAINT CORE BOOST:GAS/OIL/PROP | 360.93 | 2,900.25 | 363.99 | 1,249.55 | 237.69 | 179.20 | 5.54 | 3.11 | 3,061.14 | 11.84 |
| 652300 | PWW-DUTY PAY (WTP) | 2,782.85 | 3,062.08 | 3,183.25 | 2,804.69 | 3,076.96 | 2,987.81 | 2,974.87 | 3,376.86 | 3,120.53 | 2,636.87 |
| 633198 | BOOST STAT GEN MAINT: COM SYS | 14,565.82 | 10,705.27 | 25,494.79 | 12,388.80 | 20,707.60 | 16,497.61 | 17,760.87 | 17,411.70 | 18,953.72 | 14,660.74 |
| 633199 | BOOSTER STATION GENERAL MAINT | 3,945.03 | 4,400.34 | 2,579.06 | 4,229.63 | 3,629.34 | 4,477.14 | 4,862.05 | 5,713.63 | 7,176.08 | 3,961.41 |
| 641110 | CHLORINE: TREATMENT PLANT | 4,743.81 | 3,713.55 | 5,096.68 | 4,354.88 | 7,394.93 | 9,935.89 | 11,793.01 | 12,845.45 | 8,252.05 | 6,692.02 |
| 641111 | CHLORINE: COMMUNITY SYSTEMS | - | 70.24 | - | - | - | - | - | - | - | - |
| 641120 | FERRIC CHLORIDE | 42,725.76 | 37,866.53 | 48,195.30 | 38,587.02 | 64,297.08 | 77,569.88 | 86,570.34 | 85,609.54 | 58,982.31 | 50,305.53 |
| 641130 | AMMONIUM SULFATE-COMM SYSTEMS | - | - | - | - | - | - | - | - | - | - |
| 641140 | POLYMERS | 1,582.82 | 989.26 | 1,187.11 | 1,187.11 | 1,582.82 | 2,077.45 | 1,780.67 | 2,671.00 | 1,932.82 | 1,478.04 |
| 641150 | CARBON DIOXIDE: GAS - CORE | - | - | - | - | - | - | - | - | - | - |
| 641160 | CORROSION INHIBITOR | 4,840.18 | 4,254.61 | 4,721.58 | 4,321.32 | 5,396.10 | 11,552.34 | 9,980.21 | 13,152.54 | 9,180.11 | 7,118.18 |
| 641161 | ZINC ORTHOPHOSPHATE-COMM SYS | - | - | - | - | - | - | - | - | - | - |
| 641165 | CHEMICALS: BON TERRAIN | - | - | - | - | - | - | - | - | - | - |
| 641170 | MISC TREATMENT CHEMICALS | - | - | - | - | - | - | - | - | - | - |
| 641190 | TKPP DRY | 2,239.22 | 1,727.40 | 2,175.24 | 4,405.01 | 6,118.07 | 7,464.05 | 9,084.06 | 8,950.47 | 6,679.46 | 5,480.16 |
| 641191 | ARSENIC MEDIA REPLACEMENT | 6,738.30 | - | - | - | - | - | - | 7,553.82 | - | - |
| 641201 | POLYPHOSPHATE: CORE | - | - | - | - | - | 336.85 | 1,531.16 | 765.58 | 581.85 | 520.59 |
| 641203 | POTASSIUM PERMAGATE | - | 162.99 | - | - | - | 162.99 | - | - | - | - |
| 641205 | SODIUM HYDROXIDE | 23,587.60 | 21,715.90 | 50,818.92 | 29,683.38 | 60,781.07 | 77,699.21 | 93,250.21 | 78,324.12 | 53,990.41 | 43,176.99 |
| 641206 | SALT | 945.52 | 1,014.71 | 691.70 | 405.09 | 416.66 | 1,082.34 | 2,396.60 | 814.97 | 1,063.00 | 1,134.12 |
| 641210 | SODIUM HEXAMETAPHOSPHATE | - | - | - | - | - | - | - | - | - | - |
| 641212 | POT ASH | 945.28 | 577.67 | 420.13 | - | 1,620.00 | 1,560.00 | 1,680.00 | 1,706.32 | 1,584.44 | 1,803.45 |
| 641220 | POLYPHOSPHATE-COMM SYSTEMS | - | - | - | - | - | - | - | - | - | - |
| 641221 | POTASSIUM PERMAGATE-COMM SYS | - | - | - | - | - | - | - | - | - | - |
| 641222 | SODIUM HYDROXIDE-COMM SYSTEMS | - | - | - | - | - | - | - | - | - | - |
| 641223 | SALT - COMMUNITY SYSTEMS | - | - | - | - | 289.50 | - | - | 289.50 | - | - |
| 641225 | POT ASH - COMMUNITY SYSTEMS | - | - | - | - | - | - | - | - | - | - |
| 642100 | PURIFICATION LABOR | 23,443.67 | 22,198.27 | 25,600.31 | 24,830.82 | 26,937.09 | 26,987.84 | 25,245.69 | 24,901.26 | 29,492.86 | 26,387.95 |
| 642160 | MAINT PURIF EUIP: CAUSTIC | - | - | - | - | - | - | - | - | - | - |
| 642200 | LABORATORY EXPENSE | 4,905.24 | 5,644.48 | 9,232.25 | 8,091.21 | 4,923.88 | 7,379.22 | 1,675.59 | 8,733.10 | 6,526.67 | 5,707.83 |
| 642201 | LABORTORY EXP-COMMUNITY SYSTEM | - | - | - | - | 677.35 | - | 1,577.19 | - | - | - |
| 642205 | LAB EXPENSE:OUTSIDE TEST-CORE | 9,148.68 | 4,809.06 | 5,164.08 | 8,486.72 | 7,174.56 | 11,128.31 | 12,452.37 | 5,490.47 | 11,658.71 | 12,819.43 |
| 642210 | LAB EXP: OUTSIDE TEST-COMM SYS | 3,323.44 | 1,317.72 | 1,675.82 | 854.94 | 1,472.20 | 1,037.82 | 4,823.18 | 6,942.70 | 1,875.22 | 3,036.66 |
| 643000 | WTP - NON-UNION VEHICLES | 934.23 | 912.82 | 547.74 | - | 493.38 | 208.35 | 444.82 | 1,877.14 | 883.36 | 311.59 |
| 643001 | WTP - UNION TRUCKS | 7,705.76 | 3,656.98 | 2,664.23 | 5,704.31 | 3,671.25 | 7,900.70 | 14,190.82 | 8,756.55 | 10,416.49 | 5,733.40 |
| 643002 | WTP - FUEL PURCHASED | 8,177.29 | 10,960.70 | 9,988.56 | 10,808.20 | 10,984.37 | 13,262.82 | 12,167.66 | 11,652.91 | 9,783.32 | 7,410.34 |
| 643004 | TRANSPORTATION EXP:CREDITS WTP | (17,234.75) | (15,122.25) | (19,025.50) | (16,415.75) | (16,415.75) | (29,227.25) | (21,811.50) | (22,900.50) | (25,375.00) | (26,446.50) |
| 643005 | WTP-VEH REGISTRATION:NON-UNION | - | - | - | - | - | - | - | 906.00 | - | - |
| 643006 | WTP-VEH REGISTRATION: UNION | - | - | 39.50 | - | - | - | 1,018.00 | 10,872.33 | (5,471.13) | 860.68 |
| 643007 | WTP-VEH REGISTRAT: TRAILERS | - | - | - | - | - | - | - | 408.00 | - | - |
| 643008 | WTP: TRAILERS | - | - | - | - | - | - | - | - | - | - |
| 652100 | MAINT PURIF EQU: TREAT PLANT | - | - | - | - | - | - | - | - | - | - |
| 652200 | MAINT PROC EQU: TRT PLANT | 4,425.86 | 8,733.71 | 13,072.08 | 9,602.65 | 13,306.97 | 12,040.59 | 7,180.73 | 16,524.13 | 11,660.96 | 12,968.52 |

| | | | | | | | | | | | | |
|--------|--------|---|-------------------|-------------------|-------------------|-------------------|-------------------|-------------------|-------------------|-------------------|-------------------|-------------------|
| | 652201 | MAINT PROC EQ: TP SLUDGE REMOV | 34,261.55 | 28,784.41 | 31,784.15 | 32,761.55 | 45,357.40 | 52,326.24 | 60,970.82 | 56,940.84 | 70,826.14 | 41,393.81 |
| | 652220 | MAINT OF PROC EQ: SCADA & OTHR | 2,797.78 | 717.30 | 2,555.50 | 1,731.34 | 1,023.05 | 2,347.70 | 1,043.30 | 1,845.75 | 1,085.50 | 3,009.89 |
| | 652221 | MAINT PROC EQUIP:SCADA-COM SYS | 1,832.72 | 520.69 | 744.39 | 632.54 | 632.54 | 702.54 | 702.54 | 702.54 | 737.54 | 737.54 |
| 662006 | 926610 | TRAINING EDUCATIONAL SEMINARS | 388.34 | 1,767.09 | 618.33 | 1,756.19 | 913.68 | 2,323.86 | 137.34 | 190.68 | 811.37 | 4,663.75 |
| | 926700 | VAC,HOL, BOOT ALLOW-TRT PLT | 14,247.20 | 27,962.30 | 22,642.02 | 29,556.40 | 24,720.79 | 26,969.35 | 21,158.49 | 16,135.76 | 25,485.89 | 23,077.29 |
| | | | 497,943.77 | 416,131.07 | 505,638.83 | 480,699.48 | 606,272.30 | 682,562.58 | 721,010.72 | 800,973.07 | 671,952.87 | 544,038.69 |
| | | Transmission & Distribution Expenses | | | | | | | | | | |
| | 660000 | SUPERINTENDENCE: OPERATIONS | 24,043.61 | 21,029.28 | 26,337.90 | 25,000.75 | 24,838.40 | 25,682.84 | 21,974.92 | 25,434.29 | 26,503.80 | 24,352.29 |
| | 660300 | OFFICE SALARIES & WAGES: OPS | 18,353.87 | 16,453.89 | 21,843.54 | 19,204.11 | 19,854.32 | 18,986.63 | 17,594.53 | 19,903.81 | 19,736.60 | 18,381.44 |
| | 662003 | MISC GEN EXPENSE/OPERATIONS | 482.84 | 6,589.73 | 3,406.99 | 9,262.06 | 151.93 | 6,539.38 | 9,890.60 | 5,773.79 | 6,550.16 | 12,012.93 |
| | 662004 | MISC T&D MATERIALS & SUPPLIES | 891.92 | 588.26 | 131.34 | 312.07 | 161.40 | 1,876.63 | 691.10 | 477.39 | 809.08 | 250.04 |
| | 662005 | MISC GEN EXP: OPS DOT PHYSICAL | 486.34 | 245.00 | 560.49 | 704.52 | 147.00 | 328.00 | 237.00 | 460.55 | 140.00 | 505.38 |
| | 662006 | TRAINING UNION | 510.37 | 771.19 | 3,575.76 | 11,116.72 | 2,286.67 | 2,500.13 | 2,021.44 | 1,741.79 | 5,824.39 | 8,165.72 |
| | 663100 | METER OPERATING LABOR & EXP | 12,216.92 | 15,410.26 | 24,437.45 | 14,371.20 | 23,650.22 | 21,758.51 | 16,674.37 | 19,209.90 | 17,782.55 | 17,222.06 |
| | 663101 | MOLE: METER REMOVAL | 93.80 | 457.83 | 2,261.42 | 4,240.40 | 1,994.45 | 281.40 | 301.41 | 348.89 | 457.52 | 3,438.61 |
| | 663102 | MOLE: DPAC | - | - | - | - | - | - | - | - | - | - |
| | 663200 | METER OPER LABOR & EXP-COM SYS | - | - | - | - | - | - | - | - | - | - |
| | 663201 | MOLE:METER REMOVAL-COMM SYSTEM | - | - | - | - | - | - | - | - | - | - |
| | 664200 | OTHER EXPENSE ON CUST PREMISIS | 767.10 | 373.07 | 609.52 | 184.46 | 1,445.98 | 2,205.50 | 566.99 | 4,968.39 | 3,725.29 | 1,880.26 |
| | 664201 | OTHER EXP ON CUST PREM-COM SYS | - | - | - | - | - | - | - | - | - | - |
| | 665000 | STORES EXPENSE | 4,945.58 | 4,215.40 | 4,486.39 | 4,004.63 | 4,772.44 | 4,712.22 | 4,064.85 | 4,817.60 | 6,116.12 | 11,040.77 |
| | 665087 | TRANS/EXP CONST/MAINT VEH #87 | - | - | - | - | - | - | - | - | - | - |
| | 665100 | SMALL TOOLS EXPENSE | 3,101.10 | 4,304.91 | 3,436.85 | 744.71 | 3,311.58 | 1,858.21 | 1,580.42 | 6,340.52 | 1,217.70 | 1,358.17 |
| | 665101 | OPS - UNION TRUCKS | 9,217.36 | 11,966.14 | 12,329.91 | 12,358.47 | 2,559.09 | 5,766.18 | 10,018.44 | 16,033.00 | 11,234.20 | 8,940.47 |
| | 665102 | OPS - NON-UNION VEHICLES | 539.21 | 143.12 | - | - | - | 1,934.36 | 122.41 | 1,336.20 | - | 255.29 |
| | 665103 | OPS - BOOM TRUCK | - | - | - | - | - | - | - | - | 145.88 | - |
| | 665104 | OPS - BACKHOES | 631.70 | 291.76 | 2,316.90 | 484.14 | - | 3,191.74 | 547.62 | - | 75.91 | - |
| | 665105 | OPS - DUMP TRUCKS | 6,715.80 | 4,780.81 | 1,607.87 | 2,238.50 | 1,711.47 | 1,226.81 | 8,949.54 | 4,372.48 | 1,504.21 | 6,381.06 |
| | 665106 | NORTH COUNTRY - UNION TRUCKS | - | - | - | - | - | - | - | - | - | - |
| | 665107 | NORTH COUNTRY - NON-UNION VEH | - | - | - | - | - | - | - | - | - | - |
| | 665108 | OPS - TRAILERS | 255.98 | 880.87 | 712.17 | - | - | 55.74 | - | 3,891.56 | - | 137.28 |
| | 665110 | OPS-VEH REGISTRAT:NON-UNION VE | - | - | - | - | - | - | - | 1,903.80 | - | - |
| | 665111 | OPS-VEH REGISTRAT:UNION TRUCKS | - | - | - | - | - | - | - | 11,987.36 | 1,872.00 | (37.60) |
| | 665112 | OPS-VEH REGISTRAT: BOOM TRUCK | - | - | - | - | - | - | - | 419.88 | - | - |
| | 665113 | OPS-VEH REGISTRAT: BACKHOES | - | - | - | - | - | - | - | 266.00 | - | - |
| | 665114 | OPS-VEH REGISTRAT: DUMP TRUCKS | - | - | - | - | - | - | - | 3,369.10 | - | - |
| | 665115 | OPS-VEH REGISTRAT:NC-NON-UNION | - | - | - | - | - | - | - | - | - | - |
| | 665116 | OPS-VEH REGISTRAT: NC-UNION | - | - | - | - | - | - | - | - | - | - |
| | 665117 | OPS-VEH REGISTRAT: TRAILERS | - | - | - | - | - | - | - | 3,576.30 | - | - |
| | 665118 | OPS-VEH REGISTRATION:COMPRESS | - | - | - | - | - | - | - | 78.00 | - | - |
| | 665119 | OPS: REGISTRATION-NC TRAILERS | - | - | - | - | - | - | - | - | - | - |
| | 665200 | TRANS/EXP PAC MAINT VEH #200 | - | - | - | - | - | - | - | - | - | - |
| | 665201 | TRANS/EXP PAC VEHICLE #201 | - | - | - | - | - | - | - | - | - | - |
| | 665250 | TRANS/EXP: MISCELLANEOUS | 12,611.01 | 7,785.14 | 13,054.84 | 10,929.11 | 1,116.27 | 11,787.02 | 8,040.69 | 8,032.61 | 6,700.91 | 9,619.78 |
| | 665400 | FUEL PURCHASED: GAS/DIESEL | 9,139.73 | 14,612.32 | 13,751.11 | 16,891.67 | 19,972.85 | 21,136.56 | 18,565.66 | 19,664.50 | 16,363.78 | 15,045.54 |
| | 665410 | MOTOR OIL | - | - | - | - | - | - | - | - | - | - |
| | 665480 | VACTOR MACHINE | - | - | - | - | - | - | - | - | - | - |
| | 665500 | COMPRESSOR EXPENSE | 455.68 | - | 1,109.59 | - | - | - | - | - | - | - |
| | 665700 | TRANS/EXP: CREDITS | - | - | - | - | - | - | - | - | - | - |
| | 665701 | TRANS/EXP TRUCK (CREDIT) | (52,801.00) | (49,617.00) | (60,881.75) | (61,754.25) | (72,361.25) | (57,974.75) | (67,335.00) | (73,528.25) | (58,252.25) | (55,107.00) |
| | 665702 | TRANS/EXP BACKHOE (CREDIT) | (2,865.00) | (3,157.50) | (3,720.00) | (2,295.00) | (3,382.50) | (2,336.25) | (4,341.75) | (5,701.50) | (4,998.00) | (4,877.25) |
| | 665703 | TRANS/EXP COMPRESSOR (CREDIT) | - | (1,539.00) | (826.50) | (1,225.50) | (912.00) | (627.00) | (721.00) | (1,222.00) | (634.50) | (681.50) |
| | 665999 | INVENTORY ADJUSTMENT | - | - | - | (367.88) | 35.94 | - | - | - | - | - |
| | 662007 | EMPLOYEE RELATIONS | 2,898.07 | 1,763.61 | 1,559.12 | 281.02 | 280.50 | 3,538.77 | 425.36 | 522.71 | 10,077.50 | 4,562.36 |
| | 673001 | MAINT MAINS: REPAIRS | 13,132.25 | 17,547.01 | 13,106.70 | 13,751.51 | 13,474.51 | 99,266.25 | 14,819.91 | 25,678.59 | 11,594.05 | 68,394.55 |
| | 673002 | MAINT MAINS: GATE PROGRAM | 12,549.38 | 1,183.20 | 16,423.15 | 17,643.46 | 56,467.31 | 35,761.89 | 43,343.55 | 37,118.97 | 26,767.00 | 21,031.71 |

| | | | | | | | | | | | |
|--------|--|-------------------|-------------------|-------------------|-------------------|-------------------|-------------------|-------------------|-------------------|-------------------|-------------------|
| 673003 | MAINT MAINS: FLUSHING LN | 2,669.49 | 1,748.48 | 5,359.16 | 24,377.90 | 63,773.52 | 29,740.27 | (2,093.80) | 1,626.65 | 1,783.29 | 9,105.79 |
| 673004 | MAINT GATES: INSPECTION | 1,450.30 | 7,981.14 | 15,725.59 | 2,266.43 | 1,768.44 | 13,955.44 | 11,957.98 | 19,540.29 | 13,988.34 | 11,655.29 |
| 673005 | MAINT GATES: INSPECTION | - | - | - | - | - | - | - | - | - | - |
| 673010 | MAINT MAINS:REPAIRS-COMM SYS | - | - | - | - | - | - | - | - | - | - |
| 673012 | MAINT MAINS:GATE PROG-COMM SYS | - | - | - | - | - | - | - | - | - | - |
| 673013 | MAINT MAINS:FLUSHING-COMM SYS | - | - | - | - | - | - | - | - | - | - |
| 673111 | UNION LABOR: CLEARING | (13,187.53) | 949.46 | 10,054.94 | 4,111.40 | 1,582.70 | (3,377.74) | 10,029.66 | (9,197.34) | 4,966.54 | (17,370.25) |
| 673140 | MAINT GATES-INSPECTIONS-COMSYS | - | - | - | - | - | - | - | - | - | - |
| 673222 | CONTRACTOR: CLEARING | 26,233.98 | (23,945.38) | (1,816.48) | 1,193.07 | 3,923.85 | 322.81 | 2,604.40 | 3,014.28 | (4,773.17) | (2,536.64) |
| 673900 | MAINT OF MAINS: W HOLLIS PRV | 16.21 | 16.21 | 16.21 | 16.21 | 16.21 | 16.21 | 16.21 | 16.22 | 16.21 | 16.21 |
| 675000 | MAINTENANCE: SERVICES | 21,730.08 | 23,961.06 | 24,400.26 | 21,667.24 | 43,972.73 | 56,004.53 | 38,985.23 | 61,781.41 | 37,389.11 | 152,048.03 |
| 675001 | MAINT: SERVICES - COMM SYSTEMS | - | - | - | - | - | - | - | - | - | - |
| 676000 | MAINTENANCE: METERS | 8,171.68 | 3,339.78 | 3,574.24 | 2,537.54 | 1,833.86 | 2,964.15 | 3,217.51 | 6,220.87 | 1,619.72 | 3,154.57 |
| 676001 | MAINT: METERS - COMM SYSTEMS | - | - | - | - | - | - | - | - | - | - |
| 677000 | MAINTENANCE: HYDRANTS | - | - | - | 82.50 | - | - | - | - | - | - |
| 677001 | MAINTENANCE: HYDRANTS-REPAIRS | 9,493.88 | 22,786.69 | 15,183.61 | 2,817.70 | 4,160.24 | 18,732.70 | 5,236.98 | 7,695.90 | 10,003.06 | 18,570.43 |
| 677002 | MAINTENANCE: HYDRANTS-PAINTING | - | - | 683.82 | - | 2,431.42 | 12,258.74 | 13,067.01 | 8,482.09 | 4,460.25 | 2,052.00 |
| 677003 | MAINTENANCE: HYDRANTS-INSPECTN | 9,541.77 | 8,868.19 | 6,854.76 | 451.05 | 352.09 | 9,261.22 | 20,463.08 | 4,375.01 | 7,166.67 | 13,111.04 |
| 677011 | MAINT: HYDRANTS-COMM SYSTEMS | - | - | - | - | - | - | - | - | - | - |
| 677012 | MAINT HYDRANTS:PAINT-COMM SYS | - | - | - | - | - | - | - | - | - | - |
| 662100 | PWW-DUTY PAY (WTP) | 3,316.31 | 3,499.26 | 3,560.85 | 3,322.64 | 3,681.35 | 4,151.48 | 3,364.77 | 3,958.80 | 3,564.50 | 3,065.87 |
| 677013 | MAINT HYDRANTS:INSPECT-COM SYS | - | - | - | - | - | - | - | - | - | - |
| 678000 | MONITOR CONTRACTORS MARKING | 8,885.84 | 7,327.80 | 19,481.73 | 16,098.19 | 12,112.20 | 14,854.43 | 13,263.09 | 20,090.57 | 15,243.50 | 12,125.13 |
| 678001 | MONITOR CONTR MARKING-COMM SYS | - | - | - | - | - | - | - | - | - | - |
| 678950 | MAINT: MISC GENERAL EQUIPMENT | 284.68 | 3,711.54 | 3,803.31 | 485.36 | 1,363.82 | 772.16 | 70.46 | 581.40 | 2,702.25 | 2,237.95 |
| 921200 | RENTAL EXP PARKING: WILL ST | - | - | - | - | - | - | - | - | - | - |
| 921300 | OFFICE SUPPLY & EXP- WILL ST | 2,808.51 | 1,252.70 | 1,852.10 | 822.92 | 663.73 | 2,996.14 | 1,460.91 | 1,156.97 | 1,286.04 | 2,082.49 |
| 921310 | OFFICE EXPENSE: WILL ST-GAS | 3,435.37 | 5,967.09 | 4,641.92 | 2,055.75 | 649.71 | 302.99 | 150.27 | 279.19 | 146.42 | 382.61 |
| 921320 | OFFICE EXPENSE: WILL ST-ELECT | 4,363.83 | 4,721.34 | 4,186.48 | 3,559.45 | 2,809.71 | 2,835.34 | 3,446.75 | 3,153.12 | 2,818.34 | 2,629.06 |
| 921330 | OFFICE EXPENSE: WILL ST-PHONE | 2,758.35 | 4,725.51 | 3,541.67 | 2,854.09 | 3,062.64 | 2,896.80 | 5,078.63 | 3,304.43 | 9,031.32 | (5,745.98) |
| 926002 | EMP BENEFIT-BOOTS,VAC,HOL-OPS | 26,627.21 | 26,763.66 | 23,737.49 | 29,619.18 | 39,444.69 | 29,083.93 | 44,281.73 | 38,651.17 | 38,316.34 | 28,613.24 |
| 950120 | MAINTENANCE: GARAGE | 22,920.39 | 21,537.82 | 13,331.43 | 6,213.53 | 9,538.19 | 14,804.91 | 8,158.18 | 10,396.35 | 13,420.31 | 13,182.43 |
| 950130 | MAINTENANCE: METER SHOP | - | - | - | - | - | - | - | - | - | - |
| | | 219,893.97 | 202,291.65 | 259,803.85 | 222,633.03 | 298,717.68 | 422,033.28 | 290,792.11 | 332,403.61 | 274,462.94 | 420,651.63 |
| | Engineering Expense | | | | | | | | | | |
| 660001 | ENGINEERING VEHICLES | (1,044.25) | 436.22 | 3,377.10 | 282.47 | 919.54 | 2,257.52 | 4,300.65 | 2,624.07 | 1,575.89 | 1,876.41 |
| 660002 | ENGINEERING - FUEL PURCHASED | 1,335.86 | 1,111.30 | 1,774.57 | 1,901.67 | 2,230.70 | 3,610.52 | 2,628.79 | 2,685.72 | 1,791.29 | 1,651.36 |
| 660003 | ENGINEERING-VEH REGISTRATION | - | - | 296.60 | - | - | - | - | 3,280.80 | - | - |
| 660200 | SALARIES & WAGES - ENGINEERING | 124,284.72 | 107,315.38 | 126,086.30 | 119,985.30 | 124,154.71 | 132,296.98 | 123,834.40 | 125,086.53 | 117,115.82 | 112,660.43 |
| 922000 | MISC EXP: TRNSF-CR (OVERHEAD) | (27,531.35) | (14,597.98) | (27,925.51) | (28,301.07) | (39,246.04) | (37,182.36) | (19,125.40) | (47,724.40) | (36,383.63) | (38,500.36) |
| 662001 | ENGINEERING DEPT: EXPENSE | 1,244.40 | 350.21 | 296.35 | 558.67 | 157.26 | 3,281.39 | 453.75 | 1,063.87 | 2,295.29 | 1,376.25 |
| | | 98,289.38 | 94,615.13 | 103,905.41 | 94,427.04 | 88,216.17 | 104,264.05 | 112,092.19 | 87,016.59 | 86,394.66 | 79,064.09 |
| | Customer Accounts & Collection Expenses | | | | | | | | | | |
| 902000 | CUSTOMER ORDS: COLLECTIONS | - | - | - | - | - | - | - | - | - | - |
| 903000 | CUSTOMER ORDS: COLLECTIONS | - | - | - | 607.66 | 2,104.82 | 2,112.40 | 1,531.58 | 2,438.13 | 2,564.82 | - |
| 902001 | METER READING | 4,843.03 | 2,343.92 | 4,374.97 | 3,578.02 | 1,452.99 | 1,361.22 | 1,626.30 | 1,605.80 | 1,969.33 | 2,163.64 |
| 902002 | WATER BAN: COMMUNITY SYSTEMS | - | - | - | - | - | - | - | - | - | - |
| 902003 | EMPLOY BENEF-BOOTS/VACA/HOL-CS | - | - | - | - | - | - | - | - | - | - |
| 902004 | SICK - CUST SERVICE - UNION | - | - | - | - | - | - | - | - | - | - |
| 903004 | SICK - CUST SERVICE - UNION | - | - | - | - | - | - | - | - | - | - |
| 902010 | CUST ORDS:COLLECTIONS-COM SYS | - | - | - | - | - | - | - | - | - | - |
| 902011 | METER READING: COMM SYSTEMS | - | - | - | - | - | - | - | - | - | - |
| 902096 | METER READING-EXCEPT: COMM SYS | - | - | - | - | - | - | - | - | - | - |
| 902097 | METER READING-TRANSF: COMM SYS | - | - | - | - | - | - | - | - | - | - |
| 902098 | METER READING: TRANSFERS | 1,269.63 | 986.75 | 860.23 | 1,116.48 | 3,116.50 | 2,791.27 | 3,230.68 | 3,560.39 | 3,148.22 | 2,482.99 |
| 902099 | METER READING: EXCEPTIONS | 436.37 | 997.32 | 397.41 | 367.88 | 780.52 | 674.93 | 1,511.13 | 1,005.01 | 1,124.75 | 1,074.41 |

| | | | | | | | | | | | |
|--------|---|-------------------|-------------------|-------------------|-------------------|-------------------|-------------------|-------------------|-------------------|-------------------|-------------------|
| 902100 | BILLING & ACCOUNTING | - | - | - | - | - | - | - | - | - | - |
| 903100 | BILLING & ACCOUNTING | 26,982.13 | 17,835.82 | 25,578.70 | 24,126.68 | 24,491.15 | 26,003.96 | 34,911.85 | 25,707.89 | 26,758.28 | 25,086.20 |
| 921140 | COURIER & EXPRESS MAIL EXPENSE | - | - | - | - | - | - | - | - | - | - |
| 930200 | PUBLIC RELATIONS | - | - | 3,015.53 | 1,071.10 | 19,351.92 | 5,843.15 | - | 2,953.47 | 2,366.44 | 25.20 |
| 902400 | WATER BAN | - | - | - | - | - | - | 3,207.32 | - | - | - |
| 920001 | WAGES: REVENUE & CUSTOMER OPER | 105,401.10 | 97,535.06 | 121,228.44 | 112,336.36 | 120,046.56 | 118,209.57 | 104,854.49 | 121,641.88 | 118,525.52 | 106,248.08 |
| 903003 | EMPLOYEE BENEFITS:BOOTS/VACATION | - | - | - | - | - | - | - | - | - | - |
| 904000 | UNCOLLECTABLE ACCOUNTS | 6,681.32 | 1,026.68 | 5,313.08 | 453.75 | 1,466.24 | 4,435.95 | 1,719.63 | 4,859.10 | (1,166.59) | (32.14) |
| | | 145,613.58 | 120,725.55 | 160,768.36 | 143,657.93 | 172,810.70 | 161,432.45 | 152,592.98 | 163,771.67 | 155,290.77 | 137,048.38 |
| | Administrative and General Expense | | | | | | | | | | |
| 920000 | SALARIES & WAGES - ADMIN | 16,610.34 | 16,071.07 | 18,112.89 | 17,098.27 | 18,110.03 | 15,968.25 | 15,610.21 | 16,503.68 | 16,800.99 | 15,491.94 |
| 920001 | WAGES: REVENUE & CUSTOMER OPER | - | - | - | - | - | - | - | - | - | - |
| 920002 | SALARIES & WAGES: ACCOUNTING | 60,699.46 | 54,624.62 | 66,072.59 | 62,498.87 | 66,198.19 | 67,962.10 | 61,699.88 | 62,987.16 | 65,592.91 | 61,271.72 |
| 920003 | SALARIES & WAGES: IS | - | - | - | - | - | - | - | - | - | - |
| 920004 | SALARIES & WAGES: PWS | 8,615.91 | 7,216.44 | 8,987.66 | 8,560.01 | 8,486.31 | 8,025.49 | 7,684.44 | 17,130.49 | 15,009.71 | 14,327.63 |
| 920005 | SALARIES & WAGES: PWS ADMIN | - | - | - | - | - | - | - | - | - | - |
| 920100 | OFFICERS SALARIES & WAGES | 47,070.13 | 44,723.62 | 43,121.16 | 43,270.08 | 47,862.02 | 51,996.02 | 40,795.72 | 41,920.67 | 47,091.53 | 46,370.85 |
| 920200 | OFFICER'S SALARIES TRXF OUT | - | - | - | - | - | - | - | - | - | - |
| 921000 | OFFICE SUPPLIES & EXPENSE | 1,719.81 | 1,111.50 | 1,160.28 | 1,732.61 | 1,984.09 | 3,459.52 | 1,620.41 | 4,329.17 | 4,316.89 | 2,162.52 |
| 921001 | TRANS/EXP MAIN OFFICE - VEH #1 | - | - | - | - | - | - | - | - | - | 364.22 |
| 921002 | SENIOR MANAGEMENT VEHICLES | - | - | - | - | 142.22 | - | - | - | - | - |
| 921003 | SENIOR MGMT - FUEL PURCHASED | 86.97 | 92.40 | 260.27 | 229.57 | 111.31 | 190.70 | 175.95 | 158.80 | 149.25 | 143.86 |
| 921004 | SENIOR MGMT-VEH REGISTRATION | - | - | - | - | - | - | - | - | 591.80 | - |
| 921130 | OFFICE EQUIP: RENTAL/LEASE EXP | 3,640.54 | 2,104.54 | 3,603.20 | 3,603.20 | 5,107.33 | 11,633.53 | 9,314.31 | 1,872.37 | 3,338.51 | 3,983.51 |
| 921131 | VEHICLE LEASES | - | - | - | - | - | - | - | - | - | - |
| 921133 | IT VEHICLE EXPENSE-FUEL | - | - | - | - | - | - | - | - | - | - |
| 921134 | IT VEHICLE EXPENSE-REGISTRATION | - | - | - | - | - | - | - | - | - | - |
| 921132 | IT VEHICLE EXPENSE | - | - | - | - | - | - | - | - | - | - |
| 921140 | COURIER & EXPRESS MAIL EXPENSE | - | - | - | - | - | - | - | - | - | - |
| 921150 | RENTAL EXPENSE: HECOP III | 27,499.56 | 27,500.00 | 27,500.00 | 27,500.00 | 27,500.00 | 27,500.00 | 27,500.00 | 27,500.00 | 27,500.00 | 27,500.00 |
| 921160 | OFFICE EXP: MANCHESTR ST-PHONE | - | - | - | - | - | - | - | - | - | - |
| 921170 | OFFICE EXPENSE: MANCH ST ELECT | - | - | - | - | - | - | - | - | - | - |
| 921180 | OFFICE EXPENSE: NASHUA ELECTRIC | 4,515.86 | 4,415.81 | 4,665.53 | 4,267.81 | 4,427.29 | 4,299.12 | 4,940.87 | 5,133.28 | 4,904.39 | 3,941.66 |
| 921190 | OFFICE EXPENSE: NASHUA OTHER UTIL | 2,588.73 | 3,369.77 | 2,232.82 | 1,944.72 | 1,483.24 | 358.51 | 414.75 | 668.58 | 187.82 | 752.30 |
| 922000 | MISC EXP: TRNSF-CR (OVERHEAD) | (390.55) | (646.39) | (1,717.84) | (587.91) | (1,749.67) | (821.91) | (1,618.49) | (1,557.63) | (2,371.13) | (2,393.14) |
| 922200 | LABOR: OVERHEAD | (84,742.66) | (83,333.79) | (93,191.05) | (101,124.88) | (92,224.43) | (84,337.30) | (75,398.12) | (94,698.36) | (79,608.28) | (71,716.58) |
| 923000 | OUTSIDE SERVICES | 34,510.31 | 32,232.09 | 28,938.37 | 38,462.32 | 43,789.82 | 29,996.48 | 26,379.54 | 22,985.74 | 28,066.02 | 44,161.60 |
| 924000 | INSURANCE EXPENSE | 59,004.53 | 61,182.26 | 55,535.67 | 59,397.36 | 6,845.47 | 59,397.15 | 59,397.11 | 59,390.21 | 59,381.86 | 60,279.93 |
| 926001 | OFFICER'S LIFE INSURANCE | 525.21 | 525.27 | 525.27 | 525.27 | 525.27 | 525.27 | 525.27 | 525.27 | 525.31 | 525.27 |
| 926100 | SICKNESS & FUNERAL PAY | - | - | - | - | - | - | - | - | - | - |
| 926200 | PENSION- DB PLAN | 134,192.75 | 134,192.75 | 134,192.75 | 134,192.75 | 134,192.75 | 134,192.75 | 134,192.75 | 134,192.75 | 134,192.75 | 134,192.75 |
| 926250 | GROUP PENSION: 401K | 23,287.80 | 23,015.15 | 22,601.71 | 29,407.18 | 24,381.33 | 24,510.16 | 30,836.09 | 24,741.71 | 30,287.33 | 24,159.20 |
| 926255 | EARLY RETIREE HEALTH EXPENSE | - | - | - | - | - | - | - | - | - | - |
| 926260 | POST-65 RETIREMENT HEALTH EXP | 31,806.75 | 31,806.75 | 31,806.75 | 31,806.75 | 31,806.75 | 31,806.75 | 31,806.75 | 31,806.75 | 31,806.75 | 31,806.75 |
| 926300 | EMPLOYEE SERVICE AWARDS | - | - | - | - | - | - | - | - | - | 250.00 |
| 926400 | GROUP HEALTH INSURANCE | 206,428.57 | 180,954.14 | 174,418.51 | 176,834.83 | 178,931.03 | 172,185.49 | 191,519.17 | 161,329.49 | 142,953.81 | 176,150.09 |
| 926401 | HEALTH INSURANCE:OPT OUT | - | - | - | - | - | 11,625.00 | - | - | - | - |
| 926410 | GROUP DENTAL | 18,568.69 | 18,797.46 | 18,675.00 | 19,495.86 | 19,416.23 | 19,852.71 | 19,787.97 | 19,347.13 | 19,208.52 | 19,266.24 |
| 926420 | GROUP LIFE/DISABILITY INSURANC | 3,354.28 | 3,276.78 | 3,254.28 | 3,286.99 | 3,061.28 | 3,110.28 | 3,413.28 | 3,413.28 | 3,413.28 | 3,415.28 |
| 926440 | EMPLOYEE BENEFITS/ SECTION 125 | - | - | - | - | - | - | - | - | - | - |
| 926500 | MISC EMPLOYEE BENEFITS | 301.25 | 423.75 | 311.25 | 211.25 | 410.22 | 253.50 | - | 253.50 | 253.50 | 1,383.01 |
| 926501 | MISC EMPLOYEE BENEFITS-WELLNESS | 1,120.00 | (412.93) | (81.55) | (65.24) | (27.96) | (34.95) | (21.21) | - | - | 81.95 |
| 926502 | MISC EMPLOYEE BENEFITS-ACTIVITIES | - | - | - | 98.54 | - | - | 647.05 | 799.55 | 4,114.07 | 3,851.62 |
| 926503 | MISC EMPLOYEE BENEFITS-SAFETY | 779.00 | 700.00 | - | - | 220.00 | - | - | 2,300.00 | - | - |
| 926505 | EMPLOYEE RELATIONS | - | - | 307.82 | - | 24.57 | - | - | 535.83 | - | - |
| 926600 | TUITION REIMBURSEMENTS | 1,050.00 | - | 5,821.00 | - | - | 3,191.00 | - | 4,200.00 | - | - |

| | | | | | | | | | | | |
|--------|------------------------------------|---------------------|---------------------|---------------------|---------------------|---------------------|---------------------|---------------------|---------------------|---------------------|---------------------|
| 926610 | TRAINING EDUCATIONAL SEMINARS | 1,576.92 | 1,240.92 | (3,699.93) | 1,311.92 | 1,849.38 | 5,675.00 | 4,966.68 | 1,765.81 | 2,275.00 | 8,842.00 |
| 926801 | SUP BEN: SUP EXE RETIRE PLAN | - | - | 18,617.00 | - | - | 24,844.00 | - | - | 22,024.00 | - |
| 928000 | REGULATORY COMMISSION EXPENSE | 16,020.00 | 16,020.00 | 16,020.00 | 16,020.00 | 16,020.00 | 16,020.00 | 16,020.00 | 16,020.00 | 16,020.00 | 16,020.00 |
| 930100 | MEETINGS & CONVENTIONS | 75.00 | 783.81 | 360.00 | 1,927.10 | 4,597.07 | 280.00 | 5,402.06 | 1,879.20 | 8,165.34 | 2,465.12 |
| 930101 | MEMBERSHIPS | 2,101.00 | 2,191.00 | 2,627.24 | 2,618.08 | 2,484.91 | 2,219.07 | 2,463.74 | 2,868.74 | 2,193.74 | 2,610.24 |
| 930102 | LICENSING FEES | 1,721.67 | 1,240.67 | 1,163.67 | 916.67 | 1,414.53 | 959.66 | 966.67 | 966.67 | 1,066.67 | 1,270.67 |
| 930300 | MEALS | 150.07 | - | 76.22 | 323.52 | 232.78 | 357.99 | 599.94 | 211.14 | 422.45 | 122.14 |
| 930400 | MISCELLANEOUS GENERAL EXPENSE | 16,130.29 | 469.00 | 740.60 | 779.00 | 753.24 | 507.00 | 549.00 | 3,261.86 | (1,386.81) | 738.46 |
| 930405 | MISC GEN EXP: RECRUITMENT FEES | 684.75 | 183.75 | 2,547.00 | 1,433.50 | 3,421.00 | 982.50 | 329.00 | 2,802.16 | 2,725.72 | 1,102.35 |
| 930410 | CHARITABLE CONTRIBUTIONS | - | - | - | - | - | - | - | - | - | - |
| 950100 | MAINTENANCE: OFFICE PROPERTY | - | - | 1,600.00 | - | - | - | - | - | - | - |
| 950110 | MAINTENANCE: MANCHESTER STREET | 7,957.59 | 19,633.26 | 4,593.63 | 4,615.76 | 11,635.34 | 10,790.96 | 3,830.13 | 10,827.77 | 4,578.50 | 7,300.01 |
| 950200 | MAINT: OFFICE FURNT & EQUIP | - | - | - | - | - | - | - | - | - | - |
| 950300 | MAINT: COMMUNICATION EQUIP | - | - | - | - | - | - | - | - | - | - |
| 950400 | MAINT: MISC GENERAL EQUIP | - | - | - | - | - | - | - | - | - | - |
| 950500 | MAINT: COMPUTER EQUIPMENT | - | - | - | - | - | - | - | - | - | - |
| | | 649,260.53 | 605,705.47 | 601,759.77 | 592,591.76 | 573,422.94 | 659,481.80 | 626,350.92 | 588,372.77 | 615,792.20 | 642,195.17 |
| | IS Expenses | | | | | | | | | | |
| 920003 | SALARIES & WAGES: IS | 57,657.43 | 53,326.85 | 63,772.97 | 56,204.86 | 60,407.00 | 52,906.23 | 50,551.84 | 53,417.29 | 56,665.63 | 52,867.76 |
| 922000 | MISC EXP: TRNSF-CR (OVERHEAD) | - | - | - | - | - | - | (1,657.96) | (1,092.57) | - | - |
| 921000 | OFFICE SUPPLIES & EXPENSE | 1,189.98 | 1,689.97 | - | 525.70 | 787.49 | - | - | 29.96 | - | (3,921.60) |
| 921132 | IT VEHICLE EXPENSE | - | - | - | - | - | - | - | - | - | - |
| 921133 | IT VEHICLE EXPENSE-FUEL | - | - | - | - | - | - | - | - | - | - |
| 921134 | IT VEHICLE EXPENSE-REGISTRATION | - | - | - | - | - | - | - | - | - | - |
| 921160 | OFFICE EXP: MANCHESTR ST-PHONE | 1,513.10 | 1,495.50 | 2,391.21 | 4,240.34 | 7,835.38 | 1,777.74 | 1,807.64 | 3,087.64 | 1,894.79 | (9,876.26) |
| 950300 | MAINT: COMMUNICATION EQUIP | 1,031.84 | 1,264.63 | 1,815.59 | 1,815.59 | 7,104.14 | 2,375.54 | 1,824.58 | 2,375.54 | 3,486.45 | 2,375.54 |
| 950500 | MAINT: COMPUTER EQUIPMENT | 48,464.76 | 48,304.33 | 48,969.43 | 58,168.99 | 47,222.70 | 53,173.57 | 56,969.04 | 46,720.20 | 51,615.29 | 65,339.67 |
| | | 109,857.11 | 106,081.28 | 116,949.20 | 120,955.48 | 123,356.71 | 110,233.08 | 109,495.14 | 104,538.06 | 113,662.16 | 106,785.11 |
| | Inter Div Management Fee | | | | | | | | | | |
| 930500 | INTERCOMPANY MGMT FEE: PCP | 19,432.00 | 25,324.00 | 20,196.00 | 28,098.00 | 21,702.00 | 24,320.00 | 25,073.00 | 26,623.00 | 29,295.00 | 21,960.00 |
| 930510 | INTCO MGMT FEE:TSC/PWS/PAC/PEU | (340,897.00) | (326,258.00) | (395,877.00) | (350,303.00) | (354,194.00) | (309,593.00) | (252,565.00) | (319,104.00) | (339,180.00) | (289,426.00) |
| 930520 | INTERCO MGT:INSIDE GEN COUNSEL | - | - | - | - | - | - | - | - | - | - |
| | Total Operating Expenses | 1,399,393.34 | 1,244,616.15 | 1,373,144.42 | 1,332,759.72 | 1,530,304.50 | 1,854,734.24 | 1,784,842.06 | 1,784,594.77 | 1,607,670.60 | 1,662,317.07 |
| | Depreciation Expense | | | | | | | | | | |
| 403000 | DEPRECIATION EXPENSE | 530,789.89 | 530,393.83 | 532,674.82 | 530,467.22 | 532,443.13 | 506,524.06 | 518,466.49 | 518,712.98 | 517,947.57 | 522,480.05 |
| 406100 | AMORT OF BON TERRAIN ACQ ADJ | (849.62) | (849.62) | (849.62) | (849.62) | (849.62) | (849.62) | (849.62) | (849.62) | (849.62) | (849.62) |
| 406101 | AMORT OF SOUHEGAN WDS ACQ ADJ | (1,402.51) | (1,402.51) | (1,402.52) | (1,402.52) | (1,402.51) | (1,402.52) | (1,402.51) | (1,402.51) | (1,402.52) | (1,402.52) |
| | | 528,537.76 | 528,141.70 | 530,422.68 | 528,215.08 | 530,191.00 | 504,271.92 | 516,214.36 | 516,460.85 | 515,695.43 | 520,227.91 |
| | Amortization Expense: CIAC | | | | | | | | | | |
| 405300 | AMORTIZATION EXPENSE: CIAC | (70,271.90) | (70,271.71) | (70,311.73) | (70,338.14) | (70,371.17) | (70,469.42) | (70,304.30) | (70,471.00) | (70,765.67) | (70,796.74) |
| | | (70,271.90) | (70,271.71) | (70,311.73) | (70,338.14) | (70,371.17) | (70,469.42) | (70,304.30) | (70,471.00) | (70,765.67) | (70,796.74) |
| | Amortization Expense | | | | | | | | | | |
| 407320 | AMORT EXP - DEFERRED CHARGES | 13,344.14 | 13,344.04 | 13,365.67 | 13,365.15 | 13,365.34 | 13,365.56 | 13,365.38 | 13,365.31 | 13,365.69 | 13,344.18 |
| 407100 | AMORT: ACQUISITION PREMIUM | 165,472.68 | 170,487.24 | 170,487.24 | 170,487.25 | 170,487.24 | 170,487.24 | 170,486.46 | 170,487.24 | 170,487.24 | 170,487.25 |
| | | 178,816.82 | 183,831.28 | 183,852.91 | 183,852.40 | 183,852.58 | 183,852.80 | 183,851.84 | 183,852.55 | 183,852.93 | 183,831.43 |
| 414000 | GAIN FROM ARRA LOAN FORGIVNESS | (5,273.67) | (5,273.67) | (5,273.67) | (5,273.67) | (5,273.67) | (5,273.67) | (5,273.67) | (5,273.67) | (5,273.67) | (5,273.67) |
| 414100 | GAIN ON DISP/UTIL PROP-PAPP ND | - | - | - | - | - | - | - | - | - | - |
| 921161 | RENT EXP-HECOP III FITUP ALLOW | - | - | - | - | - | - | - | - | - | - |
| | Taxes Other than Income Tax | | | | | | | | | | |
| 408110 | LOCAL PROPERTY TAXES | 304,541.35 | 258,491.25 | 301,619.67 | 301,118.27 | 308,034.38 | 431,264.71 | 346,805.80 | 346,805.80 | 346,805.75 | 346,805.80 |
| 408120 | MEDICARE TAX EXPENSE | 11,045.14 | 10,860.90 | 12,929.71 | 12,121.73 | 12,929.02 | 13,262.03 | 12,515.59 | 13,591.92 | 12,630.08 | 11,641.92 |

| | | | | | | | | | | | |
|--------|---|---------------------|---------------------|---------------------|---------------------|---------------------|---------------------|---------------------|---------------------|---------------------|---------------------|
| 408121 | FICA TAX EXPENSE | 47,227.52 | 46,439.69 | 55,285.67 | 51,830.92 | 55,282.72 | 56,706.54 | 53,514.98 | 57,189.02 | 51,616.69 | 47,608.57 |
| 408122 | FUTA TAX EXPENSE | 3,569.87 | 642.36 | 99.02 | 97.56 | 137.30 | 230.79 | 181.86 | 75.23 | 14.06 | 56.72 |
| 408123 | SUTA TAX EXPENSE - NH | 11,248.03 | 8,111.31 | 2,722.16 | 1,003.97 | 553.40 | 724.30 | (1,684.13) | 582.54 | 210.39 | (1,484.67) |
| 408125 | SUTA TAX EXPENSE - MASS | 506.42 | 467.80 | 34.64 | (152.96) | - | - | - | - | - | - |
| 408130 | NH BET TAXES | 245.08 | - | - | 150.00 | - | - | - | - | - | - |
| 408126 | EXCISE TAXES | - | - | - | - | - | - | 259.47 | - | - | - |
| | | 378,383.41 | 325,013.31 | 372,690.87 | 366,169.49 | 376,936.82 | 502,188.37 | 411,593.57 | 418,244.51 | 411,276.97 | 404,628.34 |
| | Income Tax | | | | | | | | | | |
| 409102 | PROV/FED INC TAX/CURRENT | (58,400.09) | 27,177.48 | (22,576.68) | 28,871.12 | 43,199.04 | 150,036.51 | 225,734.12 | 282,583.47 | 151,943.85 | 7,768.24 |
| 409113 | PROVS FOR NH BUS PRFTS TAX CUR | (20,457.86) | 10,504.75 | (6,708.33) | 6,758.59 | 17,161.05 | 59,602.80 | 89,674.09 | 112,257.78 | 60,360.51 | 3,085.97 |
| 409120 | MASS EXERCISE TAX | - | - | - | - | - | - | - | - | - | - |
| 410102 | PROV/FED INC TAX/DEFERRED | - | - | - | - | - | - | - | - | - | - |
| 410113 | PROV NH INCOME TAX DEFERRED | - | - | - | - | - | - | - | - | - | - |
| 410120 | PROV MA INCOME TAX DEFERRED | - | - | - | - | - | - | - | - | - | - |
| 411000 | AMORT OF REGULATORY LIABILITY | - | - | - | - | - | - | - | - | - | - |
| 412000 | INVESTMENT TAX CREDITS | (2,753.00) | (2,753.00) | (2,753.00) | (2,753.00) | (2,753.00) | (2,753.00) | (2,753.00) | (2,753.00) | (2,753.00) | (2,753.00) |
| | | (81,610.95) | 34,929.23 | (32,038.01) | 32,876.71 | 57,607.09 | 206,886.31 | 312,655.21 | 392,088.25 | 209,551.36 | 8,101.21 |
| | Total Operating Deducts | 2,327,974.81 | 2,240,986.29 | 2,352,487.47 | 2,368,261.59 | 2,603,247.15 | 3,176,190.55 | 3,133,579.07 | 3,219,496.26 | 2,852,007.95 | 2,703,035.55 |
| | Net Operating Income | 271,031.19 | 583,627.82 | 272,154.03 | 590,604.00 | 618,184.92 | 996,712.80 | 1,306,273.13 | 1,499,687.99 | 944,836.20 | 432,192.20 |
| | Non-Operating Revenue Deductions | | | | | | | | | | |
| 421000 | MISC NON-UTILITY INCOME | - | - | - | - | - | - | - | - | - | (17,500.00) |
| 426000 | NON-OPERATING REVENUE DEDUCTS | - | - | - | - | - | - | - | - | - | - |
| 426001 | MISCELLANEOUS NON-UTILITY EXP | - | - | - | - | - | - | - | - | - | - |
| | Other Income | - | - | - | - | - | - | - | - | - | 17,500.00 |
| 420000 | AFUDC-INTEREST(DEBT) COMPONENT | - | - | - | - | - | - | - | - | - | - |
| 420100 | AFUDC - EQUITY COMPONENT | - | - | - | - | - | - | - | - | - | - |
| | Interest Expense | | | | | | | | | | |
| 427300 | INTEREST EXP: BONDS & NOTES | 404,786.25 | 400,212.69 | 340,908.52 | 392,940.88 | 405,609.30 | 389,080.35 | 402,790.20 | 402,636.00 | 339,409.90 | 401,843.51 |
| 427200 | LINE OF CREDIT INTEREST | 10,176.19 | 10,030.41 | (55,906.02) | 20,896.01 | (8,948.57) | 885.29 | 9,157.53 | 5,832.44 | 8,456.70 | 10,453.53 |
| 427325 | INTEREST EXP:DEBT SERVICE COST | - | - | - | - | - | - | - | - | - | - |
| 428000 | AMORTIZATION OF DEBT EXPENSE | 257,302.03 | 257,302.03 | 257,724.82 | 258,472.29 | 258,472.95 | 257,002.82 | 257,314.92 | 257,314.92 | 257,314.92 | 257,314.92 |
| 428001 | AMORT OF ORIGINAL ISSUE DISCNT | - | - | - | - | - | - | - | - | - | - |
| 428002 | AMORTIZATION OF DISCOUNT ON BONDS | - | - | - | - | - | - | - | - | - | - |
| 429000 | AMORTIZATION: PREMIUM ON DEBT | (13,258.71) | (13,258.71) | (13,258.71) | (13,414.09) | (13,414.09) | (13,414.09) | (13,414.09) | (13,414.09) | (13,414.09) | (13,414.09) |
| 427115 | INTERCOMPANY INTEREST | (5,559.34) | (5,163.40) | (4,649.05) | (9,167.25) | (18,311.07) | (32,458.75) | (32,103.91) | (47,999.11) | (50,795.28) | (67,994.82) |
| 419000 | INTEREST INCOME | - | - | - | - | - | - | - | - | - | - |
| | Total Interest | 653,446.42 | 649,123.02 | 524,819.56 | 649,727.84 | 623,408.52 | 601,095.62 | 623,744.65 | 604,370.16 | 540,972.15 | 588,203.05 |
| | Net Income (Or Loss) - MTD | (382,415.23) | (65,495.20) | (252,665.53) | (59,123.84) | (5,223.60) | 395,617.18 | 682,528.48 | 895,317.83 | 403,864.05 | (138,510.85) |
| | Net Income (Or Loss) - YTD | (382,415.23) | (447,910.43) | (700,575.96) | (759,699.80) | (764,923.40) | (369,306.22) | 313,222.26 | 1,208,540.09 | 1,612,404.14 | 1,473,893.29 |

| | 11 | 12 | | 12 |
|---------------------|---------------------|--------|----------------------|------------|
| | Nov-22 | Dec-22 | Total | |
| (2,193,648.41) | (2,254,573.97) | | (31,267,165) | |
| - | (1.53) | | (771,006) | |
| 194,201.00 | 441,354.00 | | 487,938 | |
| - | 1.53 | | 771,006 | |
| (192,235.73) | (197,429.86) | | (1,945,182) | |
| (175,885.34) | (173,869.59) | | (2,031,547) | |
| 175,885.34 | 173,869.59 | | 2,031,547 | |
| (438.39) | (4.72) | | (538,837) | |
| 438.39 | 4.72 | | 189 | |
| - | (35,727.85) | | (35,728) | |
| (345,212.59) | 35,727.85 | | (309,485) | 2,829,042 |
| - | - | | - | |
| - | 400,735.12 | | 400,735 | |
| - | - | | - | |
| (644,086.00) | (644,086.00) | | (7,729,032) | |
| 644,086.00 | 644,086.00 | | 7,729,032 | |
| (511,115.64) | (521,122.45) | | (6,104,032) | |
| 3,048,011.37 | 2,131,037.16 | | 39,311,565.90 | 36,482,523 |
| (270.00) | - | | (19,359) | |
| (31,732.75) | (64,229.08) | | (415,208) | |
| - | - | | - | |
| (5,931.93) | (5,525.40) | | (78,664) | |
| 16,933.44 | 26,960.72 | | 203,679 | |
| (1,071.66) | (1,071.66) | | (12,860) | |
| (11,101.44) | (11,085.60) | | (125,767) | |
| (19,311.42) | (57,600.00) | | (76,911) | 525,090 |
| 52,215.76 | 112,551.02 | | 505,731 | |
| 3,100,497.13 | 2,243,588.18 | | 39,836,656.28 | |
| 3,856.98 | 4,186.51 | | 67,585 | |
| - | - | | - | |
| 3,848.68 | 3,540.63 | | 30,805 | |
| 152.52 | 565.53 | | 999 | |
| 11,159.39 | 27,027.86 | | 169,493 | |
| 757.94 | 728.61 | | 9,159 | |
| 4,958.89 | 4,541.77 | | 66,198 | |
| 639.95 | (602.54) | | 12,188 | |
| 10,321.39 | 9,846.86 | | 140,135 | |
| 8,384.43 | 4,929.03 | | 119,614 | |
| 621.76 | 702.87 | | 13,155 | |
| 442.16 | 516.08 | | 4,927 | |
| - | - | | 6,260 | 542,129 |
| - | 22.69 | | 343 | |
| 472.73 | 2,693.42 | | 12,788 | |
| 23,363.41 | 19,620.75 | | 257,271 | |

| | | | |
|-----------|-----------|----------------|------------------|
| 19,169.92 | 17,869.12 | 211,505 | |
| 42,062.52 | 45,720.42 | 799,485 | |
| 188.90 | 259.85 | 3,035 | |
| 184.78 | 154.63 | 2,092 | |
| 41.14 | 69.23 | 1,620 | |
| - | - | - | |
| 172.34 | 415.86 | 4,013 | |
| 682.54 | 881.21 | 13,601 | |
| 3,470.72 | 3,858.44 | 34,595 | |
| 961.22 | 961.25 | 10,859 | |
| - | - | - | |
| - | - | - | |
| - | - | - | |
| 604.01 | 733.06 | 8,206 | |
| 610.98 | 711.31 | 6,650 | |
| 962.94 | 1,192.84 | 15,933 | |
| 723.09 | 896.60 | 9,427 | |
| 326.23 | 481.21 | 5,279 | |
| 43,335.96 | 24,656.45 | 481,777 | |
| 63.38 | 69.72 | 726 | |
| 7,219.77 | 7,815.42 | 110,052 | |
| 609.42 | 908.90 | 11,966 | |
| 785.51 | 795.92 | 12,888 | |
| 1,849.65 | 2,090.66 | 26,605 | |
| - | - | - | |
| 1,911.71 | 1,780.53 | 20,141 | |
| 261.61 | 447.16 | 7,195 | |
| 337.10 | 440.91 | 8,224 | |
| 334.37 | 453.50 | 4,919 | |
| 249.39 | 339.66 | 3,691 | |
| 1,306.43 | 1,505.97 | 23,127 | |
| 638.71 | 948.65 | 8,042 | |
| 1,711.90 | 1,569.19 | 29,451 | |
| 675.07 | 935.93 | 13,055 | |
| 795.05 | 813.29 | 11,680 | |
| 1,162.52 | 1,243.18 | 24,748 | |
| 293.51 | 556.80 | 6,162 | |
| 1,309.37 | 1,527.39 | 20,464 | |
| 608.27 | 759.80 | 9,130 | |
| 911.81 | 1,848.02 | 36,267 | |
| 256.97 | 305.88 | 3,204 | |
| 369.68 | 774.74 | 9,181 | |
| 314.62 | 405.16 | 5,479 | |
| 1,163.36 | 2,140.81 | 30,581 | |
| 810.38 | 826.80 | 14,402 | |
| 178.49 | 166.84 | 2,401 | |
| 399.00 | 872.03 | 8,990 | |
| 1,512.24 | 1,419.01 | 21,580 | |
| 1,811.42 | - | - | |
| 165.00 | 165.00 | 1,815 | 1,882,735 |
| 30,843.47 | 29,025.36 | 336,442 | |
| 2,007.98 | 918.69 | 12,018 | |
| 1,672.21 | 7,478.91 | 45,425 | |
| 71.50 | 895.43 | 9,320 | |
| 765.17 | - | 2,055 | |
| 943.66 | 635.74 | 7,464 | |

| | | | |
|-------------|-------------|------------------|-----------|
| - | - | - | |
| - | - | - | |
| 1,490.47 | 14,539.23 | 72,143 | |
| 216.00 | 200.63 | 551 | |
| 792.00 | - | 4,322 | |
| - | - | - | |
| 26,885.22 | 1,157.58 | 45,121 | |
| 1,440.00 | 4,321.37 | 33,607 | |
| 100.00 | 100.00 | 6,569 | |
| - | - | 2,047 | |
| - | - | - | |
| - | - | - | |
| 626.28 | 214.60 | 5,476 | |
| 48.80 | 208.70 | 8,631 | |
| 3,372.91 | 3,190.31 | 36,570 | |
| 20,104.67 | 19,775.10 | 209,027 | |
| 5,972.32 | 7,072.57 | 58,019 | |
| 6,935.46 | 8,205.20 | 89,963 | |
| - | - | 70 | |
| 38,584.10 | 41,784.66 | 671,078 | |
| - | - | - | |
| 1,364.34 | 1,250.65 | 19,084 | |
| - | - | - | |
| 5,950.48 | 7,774.01 | 88,242 | |
| - | - | - | |
| - | - | - | |
| 4,521.13 | 4,932.14 | 63,776 | |
| - | - | 14,292 | |
| 643.09 | 612.47 | 4,992 | |
| - | - | 326 | |
| 37,429.65 | 37,559.62 | 608,017 | |
| (9,678.12) | - | 287 | |
| - | - | - | |
| 621.88 | 435.33 | 12,955 | |
| - | - | - | |
| - | - | - | |
| - | - | - | |
| 12,114.04 | 1,583.09 | 14,276 | |
| - | - | - | 1,587,357 |
| 29,771.55 | 26,375.58 | 312,173 | |
| - | - | - | |
| 7,028.18 | 3,544.71 | 73,392 | |
| 62.88 | 1,100.00 | 3,417 | |
| 11,960.46 | 12,688.48 | 112,981 | |
| 2,275.40 | 3,724.64 | 32,360 | |
| 255.29 | 457.64 | 7,326 | |
| 7,468.96 | 17,885.95 | 95,755 | |
| 9,589.98 | 9,219.75 | 124,006 | |
| (22,960.00) | (26,376.00) | (259,311) | |
| - | - | 906 | |
| - | (860.68) | 6,459 | |
| - | - | 408 | |
| - | 255.29 | 255 | |
| - | - | - | |
| 18,905.78 | 18,057.87 | 146,480 | |

| | | |
|-------------------|-------------------|---------------------|
| 35,090.92 | 41,517.37 | 532,015 |
| 1,395.80 | 6,256.72 | 25,810 |
| 737.54 | 966.24 | 9,649 |
| 2,269.74 | 1,776.40 | 17,617 |
| 46,404.37 | 30,139.11 | 308,499 |
| 558,588.79 | 551,708.88 | 7,037,521.05 |
| 25,660.36 | 22,045.82 | 292,904 |
| 18,351.90 | 18,229.38 | 226,894 |
| 10,621.18 | 13,032.49 | 84,314 |
| 504.44 | 330.83 | 7,025 |
| 176.00 | 2,025.27 | 6,016 |
| 2,443.64 | 117.99 | 41,076 |
| 11,443.01 | 15,027.18 | 209,204 |
| 3,281.97 | 502.95 | 17,661 |
| - | - | - |
| - | - | - |
| - | - | - |
| 1,119.07 | 4,735.81 | 22,581 |
| - | - | - |
| 4,384.25 | 6,319.91 | 63,880 |
| - | - | - |
| 2,224.21 | 858.30 | 30,337 |
| 5,725.90 | 6,035.32 | 112,184 |
| - | - | 4,331 |
| - | - | 146 |
| 410.32 | 4,170.88 | 12,121 |
| 4,480.84 | 128.28 | 44,098 |
| - | - | - |
| - | - | - |
| 4,487.82 | 1,367.61 | 11,789 |
| - | - | 1,904 |
| - | - | 13,822 |
| - | - | 420 |
| - | - | 266 |
| - | - | 3,369 |
| - | - | - |
| - | - | - |
| - | 148.00 | 3,724 |
| - | - | 78 |
| - | - | - |
| - | - | - |
| - | - | - |
| 6,090.97 | 8,917.25 | 104,686 |
| 19,358.63 | 21,641.58 | 206,144 |
| - | - | - |
| - | - | - |
| - | - | 1,565 |
| - | - | - |
| (50,718.50) | (52,605.00) | (712,936) |
| (5,838.00) | (6,787.50) | (50,300) |
| (282.00) | - | (8,671) |
| - | (1,631.35) | (1,963) |
| 4,112.50 | 1,874.10 | 31,896 |
| 70,878.99 | 32,139.42 | 393,784 |
| 8,277.85 | 20,412.79 | 296,980 |

| | | |
|-------------------|-------------------|---------------------|
| 1,156.54 | 807.24 | 140,055 |
| 16,959.14 | 10,468.81 | 127,717 |
| - | - | - |
| - | - | - |
| - | - | - |
| 19,808.53 | (8,370.37) | (0) |
| - | - | - |
| 1,252.64 | (5,473.36) | - |
| 16.21 | 16.21 | 195 |
| 33,927.61 | 43,380.84 | 559,248 |
| - | - | - |
| 16,564.91 | 3,460.56 | 56,659 |
| - | - | - |
| - | - | 83 |
| 12,830.00 | 21,807.89 | 149,319 |
| - | - | 43,435 |
| 11,258.29 | 10,565.75 | 102,269 |
| - | - | - |
| - | - | - |
| 4,236.18 | 3,884.34 | 43,606 |
| - | - | - |
| 12,309.38 | 9,599.03 | 161,391 |
| - | - | - |
| 1,473.83 | 3,559.44 | 21,046 |
| - | - | - |
| 1,086.87 | 1,895.29 | 19,365 |
| 731.27 | 1,378.15 | 20,121 |
| 2,940.96 | 3,671.48 | 41,136 |
| 3,461.14 | 3,428.65 | 38,397 |
| 68,251.74 | 53,823.88 | 447,214 |
| 9,985.44 | 14,541.68 | 158,031 |
| - | - | - |
| 365,446.03 | 291,482.82 | 3,600,612.60 |
| 520.94 | 41.76 | 17,168 |
| 1,946.70 | 1,991.39 | 24,660 |
| - | - | 3,577 |
| 115,432.58 | 97,165.45 | 1,425,419 |
| (37,693.03) | (38,863.90) | (393,075) |
| 813.70 | 1,402.45 | 13,294 |
| 81,020.89 | 61,737.15 | 1,091,042.75 |
| - | - | - |
| 135.51 | - | 11,495 |
| 976.08 | 1,969.33 | 28,265 |
| - | - | - |
| - | - | - |
| - | - | - |
| - | - | - |
| - | - | - |
| - | - | - |
| - | - | - |
| 2,503.23 | 2,901.98 | 27,968 |
| 521.55 | 657.05 | 9,548 |

| | | |
|-------------|--------------|--------------|
| - | - | - |
| 30,443.37 | 25,635.92 | 313,562 |
| - | - | - |
| 142.44 | 2,664.19 | 37,433 |
| - | - | 3,207 |
| 121,299.30 | 109,513.09 | 1,356,839 |
| - | - | - |
| (61.00) | 12,929.14 | 37,625 |
| 155,960.48 | 156,270.70 | 1,825,943.55 |
| - | - | - |
| 17,276.89 | 16,650.40 | 200,305 |
| - | - | - |
| 70,695.19 | 60,727.75 | 761,030 |
| - | - | - |
| 15,862.87 | 14,972.16 | 134,879 |
| - | - | - |
| 49,069.67 | 47,251.02 | 550,542 |
| - | - | - |
| 1,587.25 | 3,369.67 | 28,554 |
| 203.57 | 134.12 | 702 |
| - | - | 142 |
| 149.89 | 138.32 | 1,887 |
| - | - | 592 |
| 3,408.37 | 3,693.32 | 55,303 |
| - | - | - |
| - | - | - |
| - | - | - |
| - | - | - |
| 27,500.00 | 27,500.00 | 330,000 |
| - | - | - |
| - | - | - |
| 3,827.75 | 4,304.99 | 53,644 |
| 693.08 | 2,166.24 | 16,861 |
| (2,276.90) | (1,094.43) | (17,226) |
| (66,159.31) | (80,566.97) | (1,007,102) |
| 24,398.74 | 4,957.69 | 358,879 |
| 59,449.66 | 61,024.31 | 660,286 |
| 525.27 | 525.27 | 6,303 |
| - | - | - |
| 134,192.75 | (166,113.25) | 1,310,007 |
| 24,022.21 | 29,986.25 | 311,236 |
| - | - | - |
| 31,806.75 | 145,876.10 | 495,750 |
| 6,834.75 | - | 7,085 |
| 166,994.16 | 137,746.00 | 2,066,445 |
| - | 11,750.00 | 23,375 |
| 20,460.90 | 19,941.88 | 232,819 |
| 3,415.28 | 3,417.28 | 39,832 |
| - | - | - |
| 200.00 | 1,002.48 | 5,004 |
| - | 13.98 | 572 |
| - | 3,597.92 | 13,109 |
| 220.00 | 322.00 | 4,541 |
| - | - | 868 |
| 1,488.00 | - | 15,750 |

| | | |
|--------------|--------------|---------------|
| 11,776.50 | 3,060.37 | 40,641 |
| - | 8,291.00 | 73,776 |
| 929.00 | 15,045.00 | 176,174 |
| 2,944.07 | 4,583.59 | 33,462 |
| 2,261.24 | 2,216.23 | 28,855 |
| 966.67 | 1,187.67 | 13,842 |
| 132.06 | (12.06) | 2,616 |
| 369.00 | 419.27 | 23,330 |
| 214.25 | 450.00 | 16,876 |
| - | - | - |
| - | - | 1,600 |
| 3,094.13 | 12,103.05 | 100,960 |
| - | - | - |
| - | - | - |
| - | - | - |
| - | - | - |
| 618,533.71 | 400,638.62 | 7,174,105.66 |
| 56,379.54 | 50,312.17 | 664,470 |
| - | - | (2,751) |
| 125.86 | 80.82 | 508 |
| - | - | - |
| - | - | - |
| - | - | - |
| 1,884.00 | 1,881.07 | 19,932 |
| 1,824.58 | 2,375.54 | 29,670 |
| 53,295.82 | 53,681.63 | 631,925 |
| 113,509.80 | 108,331.23 | 1,343,754.36 |
| 23,430.00 | (10,984.00) | 254,469 |
| (316,264.00) | (271,871.00) | (3,865,532) |
| - | - | - |
| - | - | - |
| 1,600,225.70 | 1,287,314.40 | 18,461,916.97 |
| 530,193.34 | 579,169.15 | 6,350,263 |
| (849.62) | (849.62) | (10,195) |
| (1,402.51) | (1,402.52) | (16,830) |
| 527,941.21 | 576,917.01 | 6,323,236.91 |
| - | - | - |
| (70,585.81) | (73,764.09) | (848,722) |
| (70,585.81) | (73,764.09) | (848,721.68) |
| - | - | - |
| 12,217.11 | 12,430.58 | 158,238 |
| 170,487.24 | 170,487.24 | 2,040,832 |
| 182,704.35 | 182,917.82 | 2,199,069.71 |
| - | - | - |
| (5,273.67) | (5,273.67) | (63,284) |
| - | - | - |
| - | - | - |
| - | - | - |
| - | - | - |
| 356,197.88 | 352,556.82 | 4,001,047 |
| 13,659.18 | 13,587.07 | 150,774 |

| | | |
|---------------------|---------------------|----------------------|
| 54,756.16 | 54,020.57 | 631,479 |
| 120.25 | 1,364.51 | 6,590 |
| 265.83 | 2,556.33 | 24,809 |
| - | - | 856 |
| - | 99,913.27 | 100,308 |
| - | - | 259 |
| 424,999.30 | 523,998.57 | 4,916,123.53 |
| | | - |
| 27,747.51 | (864,084.57) | - |
| 11,022.85 | (343,262.20) | (0) |
| - | - | - |
| - | 817,063.00 | 817,063 |
| - | 244,743.00 | 244,743 |
| - | - | - |
| - | - | - |
| (2,753.00) | (2,753.00) | (33,036) |
| 36,017.36 | (148,293.77) | 1,028,770.00 |
| | | - |
| 2,696,028.44 | 2,343,816.27 | 32,017,111.40 |
| | | - |
| 404,468.69 | (100,228.09) | 7,819,544.88 |
| | | - |
| | | - |
| 17,500.00 | - | - |
| - | - | - |
| - | - | - |
| (17,500.00) | - | - |
| - | - | - |
| - | - | - |
| - | - | - |
| 390,030.36 | 401,533.01 | 4,671,781 |
| (94,898.59) | 21,933.74 | (61,931) |
| - | - | - |
| 257,314.92 | 257,314.92 | 3,090,166 |
| - | - | - |
| - | - | - |
| (13,414.09) | (13,414.09) | (160,503) |
| (88,713.18) | (105,898.25) | (468,813) |
| - | - | - |
| 450,319.42 | 561,469.33 | 7,070,699.74 |
| (63,350.73) | (661,697.42) | 748,845.14 |
| 1,410,542.56 | 748,845.14 | |

| | 1 | 2 | 3 | 4 | 5 | 6 | 7 | 8 | 9 | 10 |
|---|---------------------|---------------------|---------------------|---------------------|---------------------|---------------------|---------------------|---------------------|---------------------|---------------------|
| | Jan-22 | Feb-22 | Mar-22 | Apr-22 | May-22 | Jun-22 | Jul-22 | Aug-22 | Sep-22 | Oct-22 |
| Water Sales | | | | | | | | | | |
| 461000 WATER SALES: BILLED REVENUE | (2,235,799.59) | (2,001,064.14) | (2,007,954.32) | (2,195,036.94) | (2,064,305.72) | (2,679,954.86) | (3,721,511.71) | (3,442,880.85) | (3,853,513.46) | (2,616,920.56) |
| 461001 WATER SALES BILLED RECOUPMENT | (84,199.86) | (82,430.74) | (82,081.10) | (82,964.93) | (82,276.18) | (81,365.66) | (80,995.63) | (76,418.65) | (79,719.89) | (38,552.07) |
| 461100 WATER SALES: UNBILLED REVENUE | 299,952.00 | (9,431.00) | (179,351.00) | 395,417.00 | (475,851.00) | (765,978.00) | 58,589.00 | (511,438.00) | 841,725.00 | 198,749.00 |
| 461200 WATER SALES-UNBILLED RECOUPMNT | 84,199.86 | 82,430.74 | 82,081.10 | 82,964.93 | 82,276.18 | 81,365.66 | 80,995.63 | 76,418.65 | 79,719.89 | 38,552.07 |
| 471100 QCPAC SURCHARGE | (105,266.25) | (285,262.14) | 92,918.20 | (104,655.11) | (137,722.15) | (171,371.13) | (228,244.16) | (212,614.65) | (235,317.96) | (167,981.15) |
| 471105 QCPAC BILLED RECOUPMENT | - | - | (378,878.88) | (192,232.12) | (191,359.77) | (190,689.45) | (189,426.74) | (182,367.16) | (179,626.78) | (177,210.74) |
| 471110 QCPAC UNBILLED RECOUPMENT | - | - | 378,878.88 | 192,232.12 | 191,359.77 | 190,689.45 | 189,426.74 | 182,367.16 | 179,626.78 | 177,210.74 |
| 471115 QCPAC BILLED RECOUPMENT-2020 | - | - | - | - | (179,962.90) | (179,624.22) | (178,526.02) | (190.52) | (73.48) | (16.27) |
| 471120 QCPAC UNBILLED RECOUPMENT-2020 | - | - | - | (538,647.79) | 179,962.90 | 179,624.22 | 178,526.02 | 190.52 | 73.48 | 16.27 |
| 471125 QCPAC BILLED RECOUPMENT-2021 | - | - | - | - | - | - | - | - | - | - |
| 471130 QCPAC UNBILLED RECOUPMENT-2021 | - | - | - | - | - | - | - | - | - | - |
| 471135 BILLED RECOUPMENT: MISCELLANEOUS | - | - | - | - | - | - | - | - | - | - |
| 471140 UNBILLED RECOUPMENT: MISCELLANEOUS | - | - | - | - | - | - | - | - | - | - |
| 467000 INTERCONNECT - PEU | - | - | - | - | - | - | - | - | - | - |
| 460200 CBFRR REVENUES | (644,086.00) | (644,086.00) | (644,086.00) | (644,086.00) | (644,086.00) | (644,086.00) | (644,086.00) | (644,086.00) | (644,086.00) | (644,086.00) |
| 460998 CBFRR REVENUES - CONTRA | 644,086.00 | 644,086.00 | 644,086.00 | 644,086.00 | 644,086.00 | 644,086.00 | 644,086.00 | 644,086.00 | 644,086.00 | 644,086.00 |
| 462000 FIRE PROTECTION REVENUE | (508,303.35) | (508,237.81) | (508,041.05) | (484,593.67) | (509,269.73) | (509,778.14) | (510,251.04) | (510,848.94) | (511,470.82) | (510,999.38) |
| | 2,549,417.19 | 2,803,995.09 | 2,602,428.17 | 2,927,516.51 | 3,187,148.60 | 4,127,082.13 | 4,401,417.91 | 4,677,782.44 | 3,758,577.24 | 3,097,152.09 |
| 466000 WATER SALES FOR RESALE | - | - | - | (405.00) | (2,727.00) | (4,428.00) | (3,456.00) | (1,863.00) | (2,295.00) | (3,915.00) |
| Other Operating Revenue | | | | | | | | | | |
| 415200 JOBBING REVENUE | (46,793.77) | (15,251.08) | (22,100.43) | (26,009.54) | (31,774.41) | (47,568.36) | (27,439.12) | (42,376.01) | (31,279.31) | (28,654.05) |
| 474001 FINANCE CHARGES | - | - | - | - | - | - | - | - | - | - |
| 471300 MISC OPERATING REVENUE | (5,109.00) | (4,248.00) | (3,450.00) | (4,556.00) | (7,482.00) | (7,271.00) | (9,025.00) | (8,991.00) | (9,135.00) | (7,939.52) |
| 416000 JOBBING EXPENSE | 12,762.46 | 10,080.96 | 14,525.24 | 10,844.80 | 18,930.76 | 24,683.12 | 12,738.21 | 24,002.74 | 16,612.14 | 14,604.57 |
| 472600 LEASE INCOME | (1,071.66) | (1,071.66) | (1,071.66) | (1,071.66) | (1,071.66) | (1,071.66) | (1,071.66) | (1,071.66) | (1,071.66) | (1,071.66) |
| 474000 OTHER WATER REVENUE | (9,376.84) | (10,129.24) | (10,116.48) | (10,151.68) | (10,159.16) | (10,165.32) | (10,180.72) | (11,102.88) | (11,098.08) | (11,100.00) |
| 474100 OTHER REVENUE: SOLAR REBATE | - | - | - | - | - | - | - | - | - | - |
| | 49,588.81 | 20,619.02 | 22,213.33 | 30,944.08 | 31,556.47 | 41,393.22 | 34,978.29 | 39,538.81 | 35,971.91 | 34,160.66 |
| Total Revenues | 2,599,006.00 | 2,824,614.11 | 2,624,641.50 | 2,958,865.59 | 3,221,432.07 | 4,172,903.35 | 4,439,852.20 | 4,719,184.25 | 3,796,844.15 | 3,135,227.75 |
| Production Expenses | | | | | | | | | | |
| 601100 OTHER PROD LABOR: CORE | 8,309.67 | 4,534.13 | 6,518.30 | 4,443.04 | 6,364.51 | 8,977.67 | 7,181.36 | 5,558.12 | 3,639.97 | 4,015.23 |
| 601101 OTHER PROD LABOR: COMM SYSTEMS | - | - | - | - | - | - | - | - | - | - |
| 601500 OTHER PROD LABOR:SRCE/SUPPLY | 2,172.17 | 1,867.20 | 1,459.29 | 2,071.39 | 1,688.29 | 1,911.39 | 2,541.20 | 3,826.78 | 1,871.30 | 4,006.58 |
| 602000 PURCH WATER: MILFORD-BARTLETT | 189.13 | 189.13 | 246.80 | 246.80 | 246.80 | 181.16 | (2,265.68) | 181.16 | 135.10 | 930.39 |
| 602400 PURCHASED WATER: DREW WOODS | 8,881.75 | 8,881.75 | 11,323.23 | 11,323.23 | 11,323.23 | 11,323.23 | 16,352.63 | 16,352.63 | 23,960.07 | 11,584.30 |
| 602500 PURCH WATER: GREATBROOK | 754.11 | 677.61 | 677.61 | 677.61 | 1,131.45 | 745.83 | 745.83 | 751.14 | 759.79 | 751.14 |
| 602502 PURCH WATER: LITTLE POND | 6,344.12 | - | 2,863.50 | 2,960.94 | 3,659.26 | 6,322.62 | 7,410.70 | 9,440.70 | 9,911.66 | 7,784.22 |
| 602550 PURCH WATER: SOUHEGAN WOODS | 273.25 | 966.93 | 966.93 | (2,207.11) | (1,886.35) | - | - | 1,197.14 | 11,642.67 | 1,197.14 |
| 602600 PURCH WATER: GREENFIELD | 8,366.04 | 6,337.04 | 6,337.04 | 20,253.21 | 16,889.18 | 16,889.18 | (9,544.50) | 22,296.40 | 22,296.40 | 9,846.86 |
| 602670 PURCH WATER: DONALD STREET | 9,585.36 | - | 4,482.18 | 4,233.78 | 4,606.38 | 12,306.78 | 15,908.58 | 20,255.58 | 21,124.98 | 13,797.18 |
| 602675 PURCH WATER:FEDERAL HL-MILFORD | 2,848.81 | 633.19 | 636.19 | 1,435.60 | 1,056.43 | 1,056.43 | 1,153.78 | 1,153.78 | 1,153.78 | 702.87 |
| 602680 PURCHASED WTR: ASHLEY COMMONS | 404.34 | 402.64 | 402.64 | 402.64 | 483.43 | 483.43 | (19.41) | 437.50 | 534.29 | 437.50 |
| 602900 PURCH WATER: FRANCOUER TRUCKS | - | - | - | - | 1,738.50 | - | 4,006.00 | - | 515.00 | - |
| 603100 OTHER PROD MATERIAL & EXPENSE | 201.61 | - | (6.80) | 98.97 | - | - | - | - | 17.11 | 8.95 |
| 603101 TRT PLANT: OFFICE SUPPLIES | 833.34 | 1,843.42 | 464.30 | 965.58 | 1,747.58 | 1,549.71 | 391.38 | 1,131.50 | 645.07 | 49.77 |
| 610200 SUPERINTENDENCE - WTP | 21,733.99 | 19,730.28 | 24,290.91 | 20,741.51 | 21,557.97 | 20,887.93 | 20,018.52 | 22,329.20 | 22,867.10 | 20,129.87 |

| | | | | | | | | | | | |
|--------|---------------------------------|-----------|-----------|-----------|-----------|------------|-----------|-----------|------------|-----------|------------|
| 610300 | OFFICE SALARIES & WAGES: WTP | 16,140.48 | 14,808.76 | 18,603.29 | 16,990.48 | 17,938.36 | 17,463.13 | 18,429.53 | 19,840.04 | 19,071.97 | 15,179.62 |
| 623100 | POWER PURCHASED: TRT PLT ELEC | 66,224.15 | 41,274.41 | 50,160.18 | 50,861.53 | 84,298.13 | 88,868.22 | 97,582.50 | 102,821.40 | 64,508.75 | 65,102.85 |
| 623102 | POWER PURCHASED: BT ELECTRIC | 314.64 | 456.75 | 348.90 | 184.92 | 482.66 | 178.80 | 155.31 | 156.38 | 150.08 | 158.06 |
| 623103 | POWER PURCHASED: AVD ELECTRIC | 128.52 | 157.65 | 193.71 | 84.75 | 307.34 | 194.28 | 176.28 | 173.71 | 166.31 | 169.87 |
| 623110 | POWER PURCHASED: ATHERTON COMM | 265.93 | 333.87 | 248.03 | 52.15 | 132.74 | 115.85 | 115.85 | 119.77 | 86.66 | 38.74 |
| 623112 | POWER PURCHASED: RICHARDSON | - | - | - | - | - | - | - | - | - | - |
| 623113 | POWER PURCHASED: HI-LO | 542.39 | 503.27 | 573.14 | 542.13 | 420.26 | 273.56 | 168.89 | 148.38 | 131.04 | 121.46 |
| 623114 | POWER PURCHASED: TWIN RIDGE | 2,261.15 | 2,204.53 | 1,935.56 | 1,111.87 | 1,012.62 | 731.66 | 761.08 | 669.36 | 669.00 | 680.26 |
| 623115 | POWER PURCHASED: DREW | 2,343.86 | 2,493.15 | 2,125.12 | 1,855.49 | 1,898.36 | 3,085.80 | 3,749.37 | 3,748.91 | 3,192.46 | 2,772.88 |
| 623116 | POWER PURCHASED: GLENN RIDGE | 1,238.68 | 1,313.62 | 1,302.62 | 1,097.59 | 1,090.45 | 603.62 | 666.83 | 556.77 | 480.50 | 586.34 |
| 623117 | POWER PURCHASED: ASHLEY COMMON | - | - | - | - | - | - | - | - | - | - |
| 623118 | POWER PURCHASED: BEDFORD | - | - | - | - | - | - | - | - | - | - |
| 623119 | POWER PURCHASED: GREATBROOK | - | - | - | - | - | - | - | - | - | - |
| 623120 | POWER PURCHASED: MAPLE HAVEN | 1,032.33 | 1,011.53 | 987.36 | 721.51 | 675.37 | 597.38 | 538.73 | 488.81 | 441.37 | 374.59 |
| 623121 | POWER PURCHASED: GLENWDLANDS | 657.58 | 659.22 | 772.56 | 666.47 | 617.25 | 433.87 | 394.42 | 388.08 | 345.86 | 392.09 |
| 623122 | POWER PURCHASED: COUNTY RD-BDF | 1,785.15 | - | - | - | 6,911.20 | 986.30 | 1,110.40 | 1,010.97 | 1,034.31 | 939.32 |
| 623123 | POWER PURCHASED: BOWERS LANDING | 931.68 | 1,072.96 | 968.26 | 936.75 | 476.49 | 502.54 | 456.03 | 519.99 | 603.17 | 1,338.97 |
| 623124 | POWER PURCH: PILGRIM CR-NASHUA | 701.59 | 719.19 | 688.87 | 578.45 | 454.71 | 331.56 | 276.83 | 232.32 | 215.67 | 272.73 |
| 623200 | POWER PURCHASED: MERR RIVER | 34,930.37 | 11,727.89 | 27,921.54 | 28,381.26 | 41,565.84 | 54,600.64 | 55,279.29 | 56,219.42 | 51,754.52 | 51,403.60 |
| 623210 | POWER PURCHASED: SNOW STA GAS | 57.06 | 55.16 | 55.16 | 60.86 | 57.06 | 62.77 | 55.16 | 55.83 | 70.66 | 63.38 |
| 623211 | BOOSTER STAT: TIMB - ELECTRIC | 9,272.98 | 7,897.86 | 7,896.01 | 7,314.95 | 8,049.03 | 10,851.41 | 11,746.55 | 12,399.06 | 10,578.55 | 9,010.57 |
| 623212 | BOOSTER STAT: ARMORY-ELECTRIC | 1,113.49 | 1,149.42 | 1,192.93 | 1,062.53 | 826.28 | 910.72 | 959.73 | 1,110.07 | 1,075.45 | 1,047.05 |
| 623240 | POWER PURCHASED: FOUNDERS VIL | 1,083.32 | 1,293.72 | 1,094.18 | 442.50 | 2,236.35 | 2,169.08 | 918.57 | 852.05 | 648.32 | 568.43 |
| 623252 | BOOSTER STAT: BADGER HILL-ELEC | 2,509.79 | 2,257.38 | 2,147.47 | 2,027.00 | 2,548.93 | 2,345.94 | 2,429.23 | 2,347.99 | 2,127.63 | 1,923.09 |
| 623278 | BOOSTER STAT: BOWERS LAND:ELEC | - | - | - | - | - | - | - | - | - | - |
| 623350 | BOOSTER STAT: COBURN ELECTRIC | 1,346.09 | 1,536.80 | 1,433.42 | 659.56 | 2,204.30 | 1,867.55 | 1,831.27 | 2,035.59 | 1,774.91 | 1,759.32 |
| 623362 | BOOSTER STAT: CABOT PRES-ELEC | 687.98 | 765.71 | - | 482.68 | 899.07 | 654.02 | 1,039.06 | 856.25 | 716.83 | 384.66 |
| 623372 | BOOSTER STAT: VALLEFIELD-ELEC | 1,496.02 | 1,420.96 | 1,304.67 | 768.82 | 780.28 | 418.30 | 317.79 | 311.39 | 310.00 | 317.26 |
| 623403 | BOOSTER STAT: ENGLISH WDS-ELEC | 580.22 | 565.48 | 577.87 | 587.25 | 300.68 | 298.97 | 359.96 | 336.17 | 311.61 | 212.47 |
| 623428 | BOOSTER STAT: INDIAN RCK-ELECT | 557.98 | 629.58 | 497.13 | 100.20 | 230.88 | 250.60 | 267.56 | 259.51 | 157.76 | 150.30 |
| 623450 | BOOSTER STAT: PWDR HILL-ELEC | 1,918.84 | 2,335.17 | 1,761.43 | 1,315.65 | 1,696.42 | 2,245.67 | 2,790.91 | 2,606.35 | 2,117.38 | 1,526.66 |
| 623478 | BOOSTER STAT: FEDERAL HILL-ELEC | 1,071.72 | 1,116.37 | 992.53 | 554.97 | 354.00 | 718.19 | 640.93 | 196.29 | 508.74 | 300.44 |
| 623500 | BOOSTER STAT: PINE HILL-ELECT | 1,473.61 | 3,182.16 | 1,643.96 | 1,301.37 | 4,260.57 | 3,700.49 | 3,034.75 | 3,062.70 | 3,017.72 | 1,492.38 |
| 623550 | BOOSTER STAT: AUTUMN WDS-ELEC | 1,990.20 | 1,729.53 | 1,871.91 | 1,199.63 | 559.96 | 638.43 | 991.22 | 914.64 | 834.38 | 714.43 |
| 623653 | BOOSTER STAT: SOUHEGAN WDS-ELEC | 1,014.62 | 1,129.44 | 1,029.13 | 479.09 | 1,439.84 | 1,128.35 | 1,023.53 | 993.85 | 887.78 | 946.02 |
| 623672 | BOOSTER STAT: DONALD ST-ELEC | 1,644.70 | 1,596.35 | 1,458.95 | 1,400.60 | 2,273.18 | 2,824.45 | 3,560.92 | 3,331.28 | 2,669.53 | 1,581.89 |
| 623702 | BOOSTER STAT: ORCHARD-ELECTRIC | 1,030.54 | 974.00 | 943.69 | 577.25 | 380.52 | 329.56 | 277.34 | 273.89 | 273.43 | 251.40 |
| 623751 | BOOSTER STAT: SKY MEADOW-ELEC | 1,580.95 | 1,600.09 | 1,697.13 | 1,616.68 | 1,616.58 | 1,801.41 | 2,118.30 | 1,926.12 | 2,081.57 | 1,587.97 |
| 623772 | BOOSTER STAT: GREAT BAY - ELEC | 1,017.22 | 1,007.43 | 1,648.85 | 920.51 | 682.57 | 444.82 | 499.46 | 598.48 | 422.40 | 520.11 |
| 623810 | BOOSTER STAT: DUNSTABLE-ELEC | 1,744.90 | 1,830.14 | 1,736.68 | 1,566.26 | 1,402.44 | 4,739.42 | 6,170.01 | 6,536.46 | 4,722.83 | 3,058.52 |
| 623851 | BOOSTER STAT: KESSLER-ELECTRIC | 372.79 | 382.35 | 375.02 | 350.52 | 347.39 | 177.32 | 169.27 | 145.91 | 162.16 | 158.23 |
| 623861 | BOOSTER STAT: SHAKESPEAR -ELEC | 1,080.51 | 1,060.04 | 1,144.27 | 1,073.70 | 683.63 | 507.27 | 681.52 | 720.89 | 647.12 | 437.64 |
| 623892 | BOOSTER STAT: SWEET HILL-ELECT | 851.15 | 795.80 | 740.51 | 457.89 | 245.76 | 314.40 | 350.73 | 348.00 | 341.81 | 313.37 |
| 623962 | BOOSTER STAT: MILFORD ELECTRIC | 1,849.21 | 2,083.96 | 1,575.96 | 1,417.35 | 2,298.57 | 5,472.93 | 5,689.62 | 3,337.85 | 1,801.13 | 1,749.82 |
| 623971 | BOOSTER STAT: SOUHEGAN - ELEC | 1,185.45 | 959.69 | 901.50 | 896.41 | 1,399.44 | 1,639.95 | 1,761.66 | 1,740.76 | 1,388.81 | 891.59 |
| 623975 | BOOSTER STAT: PILGRIM HL-ELECT | 231.04 | 280.42 | 227.96 | 78.91 | 276.38 | 220.32 | 211.87 | 193.87 | 171.02 | 163.46 |
| 623976 | BOOSTER STAT: TARA HEIGHTS | 1,248.83 | 3,265.84 | 3,079.79 | 2,839.83 | (4,947.16) | 482.43 | 456.63 | 434.98 | 434.84 | 422.76 |
| 623990 | BOOSTER STAT: E STREET ELECT | 1,790.02 | 1,625.14 | 1,697.03 | 1,629.41 | 1,432.48 | 1,600.43 | 2,010.94 | 2,357.78 | 2,765.34 | 1,740.31 |
| 623998 | SOLAR POWER REBATE | - | - | - | - | - | - | - | - | - | (1,811.42) |
| 623999 | POWER PURCHASED: CONSULTING | 165.00 | 165.00 | 165.00 | - | 165.00 | 165.00 | 165.00 | 165.00 | 165.00 | 165.00 |
| 624100 | OPER LABOR: TREATMENT PLANT | 28,259.11 | 28,258.26 | 29,177.63 | 26,095.71 | 27,074.69 | 25,941.58 | 28,565.34 | 27,458.93 | 26,931.30 | 28,811.08 |
| 626100 | OPER EXP T PLANT: MAT & EXP | 662.68 | 483.37 | 1,306.11 | 905.54 | 600.39 | 791.09 | 756.30 | 1,037.12 | 979.29 | 1,569.12 |
| 626110 | OPER EXP T PLANT: GAS/OIL | 8,076.19 | 8,905.69 | 8,208.79 | 6,367.10 | 2,355.06 | 755.92 | 360.00 | 291.62 | 373.55 | 579.68 |
| 626120 | OPER EXP T PLANT: PHONE | 698.35 | 728.86 | 718.66 | 718.04 | 717.99 | 704.64 | 933.62 | 1,178.25 | 1,009.13 | 945.77 |
| 626122 | OPER EXP T PLANT: HOUSEKEEPING | 147.65 | - | 79.87 | 187.30 | 182.53 | 285.41 | 249.61 | 88.61 | - | 68.41 |
| 626130 | OPER EXP WTP: SMALL TOOLS | 67.98 | - | 88.96 | 598.90 | 1,523.39 | 20.58 | 413.86 | 2,154.40 | 368.99 | 647.99 |

| | | | | | | | | | | | |
|--------|--------------------------------|-------------|-------------|-------------|-------------|-------------|-------------|-------------|-------------|-------------|-------------|
| 626200 | OPER EXP SNOW STA: MAT & EXP | - | - | - | - | - | - | - | - | - | - |
| 626300 | OPER EXP MERR RIVER: MAT & EXP | - | - | - | - | - | - | - | - | - | - |
| 631100 | MAINT STRUCT:T PLANT/D&M/SNOW | 4,847.72 | 4,569.67 | 4,660.07 | 6,986.60 | 1,607.17 | 3,212.45 | 5,040.88 | 21,576.65 | 1,651.26 | 1,960.38 |
| 631101 | MAINT STRUCT:COMM SYS/BOOSTERS | - | - | 77.07 | - | 19.98 | 36.92 | - | - | - | - |
| 631102 | MAINT OF STRUCT: CORE BOOSTERS | 444.86 | - | - | - | 2,353.39 | - | 731.56 | - | - | - |
| 631200 | MAINT STRUCT: SNOW STATION | - | - | - | - | - | - | - | - | - | - |
| 631500 | MAINT STRUCT: SRCE/SUPPLY | 3,354.92 | 2,492.37 | 159.06 | - | 167.80 | 192.48 | 249.79 | 10,011.50 | - | 450.00 |
| 633100 | MAINT PUMP EQUIP:TREATMENT PLT | 661.76 | 3,472.44 | 450.00 | 11,791.01 | 1,936.45 | 562.88 | 550.00 | 574.80 | 7,003.60 | 842.63 |
| 633106 | MAINT PUMP EQUIP: CORE SYSTEMS | - | 100.00 | 100.00 | 100.00 | 100.00 | 100.00 | 241.91 | 4,971.66 | 100.00 | 555.28 |
| 633110 | MAINT OF PUMP EQUIP: COMM SYS | - | 1,605.22 | - | 36.76 | - | 405.01 | - | - | - | - |
| 633140 | MAINT CORE BOOSTER STAT: PHONE | - | - | - | - | - | - | - | - | - | - |
| 633150 | MAINT COMM BOOSTER STAT:PHONE | - | - | - | - | - | - | - | - | - | - |
| 633155 | MAIN COM BOOST ST:GAS/OIL/PROP | - | - | - | - | 2,624.01 | - | - | 6.31 | 1,469.26 | 535.74 |
| 633160 | MAINT CORE BOOST:GAS/OIL/PROP | 360.93 | 2,900.25 | 363.99 | 1,249.55 | 237.69 | 179.20 | 5.54 | 3.11 | 3,061.14 | 11.84 |
| 652300 | PWW-DUTY PAY (WTP) | 2,782.85 | 3,062.08 | 3,183.25 | 2,804.69 | 3,076.96 | 2,987.81 | 2,974.87 | 3,376.86 | 3,120.53 | 2,636.87 |
| 633198 | BOOST STAT GEN MAINT: COM SYS | 14,565.82 | 10,705.27 | 25,494.79 | 12,388.80 | 20,707.60 | 16,497.61 | 17,760.87 | 17,411.70 | 18,953.72 | 14,660.74 |
| 633199 | BOOSTER STATION GENERAL MAINT | 3,945.03 | 4,400.34 | 2,579.06 | 4,229.63 | 3,629.34 | 4,477.14 | 4,862.05 | 5,713.63 | 7,176.08 | 3,961.41 |
| 641110 | CHLORINE: TREATMENT PLANT | 4,743.81 | 3,713.55 | 5,096.68 | 4,354.88 | 7,394.93 | 9,935.89 | 11,793.01 | 12,845.45 | 8,252.05 | 6,692.02 |
| 641111 | CHLORINE: COMMUNITY SYSTEMS | - | 70.24 | - | - | - | - | - | - | - | - |
| 641120 | FERRIC CHLORIDE | 42,725.76 | 37,866.53 | 48,195.30 | 38,587.02 | 64,297.08 | 77,569.88 | 86,570.34 | 85,609.54 | 58,982.31 | 50,305.53 |
| 641130 | AMMONIUM SULFATE-COMM SYSTEMS | - | - | - | - | - | - | - | - | - | - |
| 641140 | POLYMERS | 1,582.82 | 989.26 | 1,187.11 | 1,187.11 | 1,582.82 | 2,077.45 | 1,780.67 | 2,671.00 | 1,932.82 | 1,478.04 |
| 641150 | CARBON DIOXIDE: GAS - CORE | - | - | - | - | - | - | - | - | - | - |
| 641160 | CORROSION INHIBITOR | 4,840.18 | 4,254.61 | 4,721.58 | 4,321.32 | 5,396.10 | 11,552.34 | 9,980.21 | 13,152.54 | 9,180.11 | 7,118.18 |
| 641161 | ZINC ORTHOPHOSPHATE-COMM SYS | - | - | - | - | - | - | - | - | - | - |
| 641165 | CHEMICALS: BON TERRAIN | - | - | - | - | - | - | - | - | - | - |
| 641170 | MISC TREATMENT CHEMICALS | - | - | - | - | - | - | - | - | - | - |
| 641190 | TKPP DRY | 2,239.22 | 1,727.40 | 2,175.24 | 4,405.01 | 6,118.07 | 7,464.05 | 9,084.06 | 8,950.47 | 6,679.46 | 5,480.16 |
| 641191 | ARSENIC MEDIA REPLACEMENT | 6,738.30 | - | - | - | - | - | - | 7,553.82 | - | - |
| 641201 | POLYPHOSPHATE: CORE | - | - | - | - | - | 336.85 | 1,531.16 | 765.58 | 581.85 | 520.59 |
| 641203 | POTASSIUM PERMAGATE | - | 162.99 | - | - | - | 162.99 | - | - | - | - |
| 641205 | SODIUM HYDROXIDE | 23,587.60 | 21,715.90 | 50,818.92 | 29,683.38 | 60,781.07 | 77,699.21 | 93,250.21 | 78,324.12 | 53,990.41 | 43,176.99 |
| 641206 | SALT | 945.52 | 1,014.71 | 691.70 | 405.09 | 416.66 | 1,082.34 | 2,396.60 | 814.97 | 1,063.00 | 1,134.12 |
| 641210 | SODIUM HEXAMETAPHOSPHATE | - | - | - | - | - | - | - | - | - | - |
| 641212 | POT ASH | 945.28 | 577.67 | 420.13 | - | 1,620.00 | 1,560.00 | 1,680.00 | 1,706.32 | 1,584.44 | 1,803.45 |
| 641220 | POLYPHOSPHATE-COMM SYSTEMS | - | - | - | - | - | - | - | - | - | - |
| 641221 | POTASSIUM PERMAGATE-COMM SYS | - | - | - | - | - | - | - | - | - | - |
| 641222 | SODIUM HYDROXIDE-COMM SYSTEMS | - | - | - | - | - | - | - | - | - | - |
| 641223 | SALT - COMMUNITY SYSTEMS | - | - | - | - | 289.50 | - | - | 289.50 | - | - |
| 641225 | POT ASH - COMMUNITY SYSTEMS | - | - | - | - | - | - | - | - | - | - |
| 642100 | PURIFICATION LABOR | 23,443.67 | 22,198.27 | 25,600.31 | 24,830.82 | 26,937.09 | 26,987.84 | 25,245.69 | 24,901.26 | 29,492.86 | 26,387.95 |
| 642160 | MAINT PURIF EUIP: CAUSTIC | - | - | - | - | - | - | - | - | - | - |
| 642200 | LABORATORY EXPENSE | 4,905.24 | 5,644.48 | 9,232.25 | 8,091.21 | 4,923.88 | 7,379.22 | 1,675.59 | 8,733.10 | 6,526.67 | 5,707.83 |
| 642201 | LABORTORY EXP-COMMUNITY SYSTEM | - | - | - | - | 677.35 | - | 1,577.19 | - | - | - |
| 642205 | LAB EXPENSE:OUTSIDE TEST-CORE | 9,148.68 | 4,809.06 | 5,164.08 | 8,486.72 | 7,174.56 | 11,128.31 | 12,452.37 | 5,490.47 | 11,658.71 | 12,819.43 |
| 642210 | LAB EXP: OUTSIDE TEST-COMM SYS | 3,323.44 | 1,317.72 | 1,675.82 | 854.94 | 1,472.20 | 1,037.82 | 4,823.18 | 6,942.70 | 1,875.22 | 3,036.66 |
| 643000 | WTP - NON-UNION VEHICLES | 934.23 | 912.82 | 547.74 | - | 493.38 | 208.35 | 444.82 | 1,877.14 | 883.36 | 311.59 |
| 643001 | WTP - UNION TRUCKS | 7,705.76 | 3,656.98 | 2,664.23 | 5,704.31 | 3,671.25 | 7,900.70 | 14,190.82 | 8,756.55 | 10,416.49 | 5,733.40 |
| 643002 | WTP - FUEL PURCHASED | 8,177.29 | 10,960.70 | 9,988.56 | 10,808.20 | 10,984.37 | 13,262.82 | 12,167.66 | 11,652.91 | 9,783.32 | 7,410.34 |
| 643004 | TRANSPORTATION EXP:CREDITS WTP | (17,234.75) | (15,122.25) | (19,025.50) | (16,415.75) | (16,415.75) | (29,227.25) | (21,811.50) | (22,900.50) | (25,375.00) | (26,446.50) |
| 643005 | WTP-VEH REGISTRATION:NON-UNION | - | - | - | - | - | - | - | 906.00 | - | - |
| 643006 | WTP-VEH REGISTRATION: UNION | - | - | 39.50 | - | - | - | 1,018.00 | 10,872.33 | (5,471.13) | 860.68 |
| 643007 | WTP-VEH REGISTRAT: TRAILERS | - | - | - | - | - | - | - | 408.00 | - | - |
| 643008 | WTP: TRAILERS | - | - | - | - | - | - | - | - | - | - |
| 652100 | MAINT PURIF EQU: TREAT PLANT | - | - | - | - | - | - | - | - | - | - |
| 652200 | MAINT PROC EQU: TRT PLANT | 4,425.86 | 8,733.71 | 13,072.08 | 9,602.65 | 13,306.97 | 12,040.59 | 7,180.73 | 16,524.13 | 11,660.96 | 12,968.52 |

| | | | | | | | | | | | | |
|--------|--------|---|-------------------|-------------------|-------------------|-------------------|-------------------|-------------------|-------------------|-------------------|-------------------|-------------------|
| | 652201 | MAINT PROC EQ: TP SLUDGE REMOV | 34,261.55 | 28,784.41 | 31,784.15 | 32,761.55 | 45,357.40 | 52,326.24 | 60,970.82 | 56,940.84 | 70,826.14 | 41,393.81 |
| | 652220 | MAINT OF PROC EQ: SCADA & OTHR | 2,797.78 | 717.30 | 2,555.50 | 1,731.34 | 1,023.05 | 2,347.70 | 1,043.30 | 1,845.75 | 1,085.50 | 3,009.89 |
| | 652221 | MAINT PROC EQUIP:SCADA-COM SYS | 1,832.72 | 520.69 | 744.39 | 632.54 | 632.54 | 702.54 | 702.54 | 702.54 | 737.54 | 737.54 |
| 662006 | 926610 | TRAINING EDUCATIONAL SEMINARS | 388.34 | 1,767.09 | 618.33 | 1,756.19 | 913.68 | 2,323.86 | 137.34 | 190.68 | 811.37 | 4,663.75 |
| | 926700 | VAC,HOL, BOOT ALLOW-TRT PLT | 14,247.20 | 27,962.30 | 22,642.02 | 29,556.40 | 24,720.79 | 26,969.35 | 21,158.49 | 16,135.76 | 25,485.89 | 23,077.29 |
| | | | 497,943.77 | 416,131.07 | 505,638.83 | 480,699.48 | 606,272.30 | 682,562.58 | 721,010.72 | 800,973.07 | 671,952.87 | 544,038.69 |
| | | Transmission & Distribution Expenses | | | | | | | | | | |
| | 660000 | SUPERINTENDENCE: OPERATIONS | 24,043.61 | 21,029.28 | 26,337.90 | 25,000.75 | 24,838.40 | 25,682.84 | 21,974.92 | 25,434.29 | 26,503.80 | 24,352.29 |
| | 660300 | OFFICE SALARIES & WAGES: OPS | 18,353.87 | 16,453.89 | 21,843.54 | 19,204.11 | 19,854.32 | 18,986.63 | 17,594.53 | 19,903.81 | 19,736.60 | 18,381.44 |
| | 662003 | MISC GEN EXPENSE/OPERATIONS | 482.84 | 6,589.73 | 3,406.99 | 9,262.06 | 151.93 | 6,539.38 | 9,890.60 | 5,773.79 | 6,550.16 | 12,012.93 |
| | 662004 | MISC T&D MATERIALS & SUPPLIES | 891.92 | 588.26 | 131.34 | 312.07 | 161.40 | 1,876.63 | 691.10 | 477.39 | 809.08 | 250.04 |
| | 662005 | MISC GEN EXP: OPS DOT PHYSICAL | 486.34 | 245.00 | 560.49 | 704.52 | 147.00 | 328.00 | 237.00 | 460.55 | 140.00 | 505.38 |
| | 662006 | TRAINING UNION | 510.37 | 771.19 | 3,575.76 | 11,116.72 | 2,286.67 | 2,500.13 | 2,021.44 | 1,741.79 | 5,824.39 | 8,165.72 |
| | 663100 | METER OPERATING LABOR & EXP | 12,216.92 | 15,410.26 | 24,437.45 | 14,371.20 | 23,650.22 | 21,758.51 | 16,674.37 | 19,209.90 | 17,782.55 | 17,222.06 |
| | 663101 | MOLE: METER REMOVAL | 93.80 | 457.83 | 2,261.42 | 4,240.40 | 1,994.45 | 281.40 | 301.41 | 348.89 | 457.52 | 3,438.61 |
| | 663102 | MOLE: DPAC | - | - | - | - | - | - | - | - | - | - |
| | 663200 | METER OPER LABOR & EXP-COM SYS | - | - | - | - | - | - | - | - | - | - |
| | 663201 | MOLE:METER REMOVAL-COMM SYSTEM | - | - | - | - | - | - | - | - | - | - |
| | 664200 | OTHER EXPENSE ON CUST PREMISIS | 767.10 | 373.07 | 609.52 | 184.46 | 1,445.98 | 2,205.50 | 566.99 | 4,968.39 | 3,725.29 | 1,880.26 |
| | 664201 | OTHER EXP ON CUST PREM-COM SYS | - | - | - | - | - | - | - | - | - | - |
| | 665000 | STORES EXPENSE | 4,945.58 | 4,215.40 | 4,486.39 | 4,004.63 | 4,772.44 | 4,712.22 | 4,064.85 | 4,817.60 | 6,116.12 | 11,040.77 |
| | 665087 | TRANS/EXP CONST/MAINT VEH #87 | - | - | - | - | - | - | - | - | - | - |
| | 665100 | SMALL TOOLS EXPENSE | 3,101.10 | 4,304.91 | 3,436.85 | 744.71 | 3,311.58 | 1,858.21 | 1,580.42 | 6,340.52 | 1,217.70 | 1,358.17 |
| | 665101 | OPS - UNION TRUCKS | 9,217.36 | 11,966.14 | 12,329.91 | 12,358.47 | 2,559.09 | 5,766.18 | 10,018.44 | 16,033.00 | 11,234.20 | 8,940.47 |
| | 665102 | OPS - NON-UNION VEHICLES | 539.21 | 143.12 | - | - | - | 1,934.36 | 122.41 | 1,336.20 | - | 255.29 |
| | 665103 | OPS - BOOM TRUCK | - | - | - | - | - | - | - | - | 145.88 | - |
| | 665104 | OPS - BACKHOES | 631.70 | 291.76 | 2,316.90 | 484.14 | - | 3,191.74 | 547.62 | - | 75.91 | - |
| | 665105 | OPS - DUMP TRUCKS | 6,715.80 | 4,780.81 | 1,607.87 | 2,238.50 | 1,711.47 | 1,226.81 | 8,949.54 | 4,372.48 | 1,504.21 | 6,381.06 |
| | 665106 | NORTH COUNTRY - UNION TRUCKS | - | - | - | - | - | - | - | - | - | - |
| | 665107 | NORTH COUNTRY - NON-UNION VEH | - | - | - | - | - | - | - | - | - | - |
| | 665108 | OPS - TRAILERS | 255.98 | 880.87 | 712.17 | - | - | 55.74 | - | 3,891.56 | - | 137.28 |
| | 665110 | OPS-VEH REGISTRAT:NON-UNION VE | - | - | - | - | - | - | - | 1,903.80 | - | - |
| | 665111 | OPS-VEH REGISTRAT:UNION TRUCKS | - | - | - | - | - | - | - | 11,987.36 | 1,872.00 | (37.60) |
| | 665112 | OPS-VEH REGISTRAT: BOOM TRUCK | - | - | - | - | - | - | - | 419.88 | - | - |
| | 665113 | OPS-VEH REGISTRAT: BACKHOES | - | - | - | - | - | - | - | 266.00 | - | - |
| | 665114 | OPS-VEH REGISTRAT: DUMP TRUCKS | - | - | - | - | - | - | - | 3,369.10 | - | - |
| | 665115 | OPS-VEH REGISTRAT:NC-NON-UNION | - | - | - | - | - | - | - | - | - | - |
| | 665116 | OPS-VEH REGISTRAT: NC-UNION | - | - | - | - | - | - | - | - | - | - |
| | 665117 | OPS-VEH REGISTRAT: TRAILERS | - | - | - | - | - | - | - | 3,576.30 | - | - |
| | 665118 | OPS-VEH REGISTRATION:COMPRESS | - | - | - | - | - | - | - | 78.00 | - | - |
| | 665119 | OPS: REGISTRATION-NC TRAILERS | - | - | - | - | - | - | - | - | - | - |
| | 665200 | TRANS/EXP PAC MAINT VEH #200 | - | - | - | - | - | - | - | - | - | - |
| | 665201 | TRANS/EXP PAC VEHICLE #201 | - | - | - | - | - | - | - | - | - | - |
| | 665250 | TRANS/EXP: MISCELLANEOUS | 12,611.01 | 7,785.14 | 13,054.84 | 10,929.11 | 1,116.27 | 11,787.02 | 8,040.69 | 8,032.61 | 6,700.91 | 9,619.78 |
| | 665400 | FUEL PURCHASED: GAS/DIESEL | 9,139.73 | 14,612.32 | 13,751.11 | 16,891.67 | 19,972.85 | 21,136.56 | 18,565.66 | 19,664.50 | 16,363.78 | 15,045.54 |
| | 665410 | MOTOR OIL | - | - | - | - | - | - | - | - | - | - |
| | 665480 | VACTOR MACHINE | - | - | - | - | - | - | - | - | - | - |
| | 665500 | COMPRESSOR EXPENSE | 455.68 | - | 1,109.59 | - | - | - | - | - | - | - |
| | 665700 | TRANS/EXP: CREDITS | - | - | - | - | - | - | - | - | - | - |
| | 665701 | TRANS/EXP TRUCK (CREDIT) | (52,801.00) | (49,617.00) | (60,881.75) | (61,754.25) | (72,361.25) | (57,974.75) | (67,335.00) | (73,528.25) | (58,252.25) | (55,107.00) |
| | 665702 | TRANS/EXP BACKHOE (CREDIT) | (2,865.00) | (3,157.50) | (3,720.00) | (2,295.00) | (3,382.50) | (2,336.25) | (4,341.75) | (5,701.50) | (4,998.00) | (4,877.25) |
| | 665703 | TRANS/EXP COMPRESSOR (CREDIT) | - | (1,539.00) | (826.50) | (1,225.50) | (912.00) | (627.00) | (721.00) | (1,222.00) | (634.50) | (681.50) |
| | 665999 | INVENTORY ADJUSTMENT | - | - | - | (367.88) | 35.94 | - | - | - | - | - |
| | 662007 | EMPLOYEE RELATIONS | 2,898.07 | 1,763.61 | 1,559.12 | 281.02 | 280.50 | 3,538.77 | 425.36 | 522.71 | 10,077.50 | 4,562.36 |
| | 673001 | MAINT MAINS: REPAIRS | 13,132.25 | 17,547.01 | 13,106.70 | 13,751.51 | 13,474.51 | 99,266.25 | 14,819.91 | 25,678.59 | 11,594.05 | 68,394.55 |
| | 673002 | MAINT MAINS: GATE PROGRAM | 12,549.38 | 1,183.20 | 16,423.15 | 17,643.46 | 56,467.31 | 35,761.89 | 43,343.55 | 37,118.97 | 26,767.00 | 21,031.71 |

| | | | | | | | | | | | |
|--------|--|-------------------|-------------------|-------------------|-------------------|-------------------|-------------------|-------------------|-------------------|-------------------|-------------------|
| 673003 | MAINT MAINS: FLUSHING LN | 2,669.49 | 1,748.48 | 5,359.16 | 24,377.90 | 63,773.52 | 29,740.27 | (2,093.80) | 1,626.65 | 1,783.29 | 9,105.79 |
| 673004 | MAINT GATES: INSPECTION | 1,450.30 | 7,981.14 | 15,725.59 | 2,266.43 | 1,768.44 | 13,955.44 | 11,957.98 | 19,540.29 | 13,988.34 | 11,655.29 |
| 673005 | MAINT GATES: INSPECTION | - | - | - | - | - | - | - | - | - | - |
| 673010 | MAINT MAINS:REPAIRS-COMM SYS | - | - | - | - | - | - | - | - | - | - |
| 673012 | MAINT MAINS:GATE PROG-COMM SYS | - | - | - | - | - | - | - | - | - | - |
| 673013 | MAINT MAINS:FLUSHING-COMM SYS | - | - | - | - | - | - | - | - | - | - |
| 673111 | UNION LABOR: CLEARING | (13,187.53) | 949.46 | 10,054.94 | 4,111.40 | 1,582.70 | (3,377.74) | 10,029.66 | (9,197.34) | 4,966.54 | (17,370.25) |
| 673140 | MAINT GATES-INSPECTIONS-COMSYS | - | - | - | - | - | - | - | - | - | - |
| 673222 | CONTRACTOR: CLEARING | 26,233.98 | (23,945.38) | (1,816.48) | 1,193.07 | 3,923.85 | 322.81 | 2,604.40 | 3,014.28 | (4,773.17) | (2,536.64) |
| 673900 | MAINT OF MAINS: W HOLLIS PRV | 16.21 | 16.21 | 16.21 | 16.21 | 16.21 | 16.21 | 16.21 | 16.22 | 16.21 | 16.21 |
| 675000 | MAINTENANCE: SERVICES | 21,730.08 | 23,961.06 | 24,400.26 | 21,667.24 | 43,972.73 | 56,004.53 | 38,985.23 | 61,781.41 | 37,389.11 | 152,048.03 |
| 675001 | MAINT: SERVICES - COMM SYSTEMS | - | - | - | - | - | - | - | - | - | - |
| 676000 | MAINTENANCE: METERS | 8,171.68 | 3,339.78 | 3,574.24 | 2,537.54 | 1,833.86 | 2,964.15 | 3,217.51 | 6,220.87 | 1,619.72 | 3,154.57 |
| 676001 | MAINT: METERS - COMM SYSTEMS | - | - | - | - | - | - | - | - | - | - |
| 677000 | MAINTENANCE: HYDRANTS | - | - | - | 82.50 | - | - | - | - | - | - |
| 677001 | MAINTENANCE: HYDRANTS-REPAIRS | 9,493.88 | 22,786.69 | 15,183.61 | 2,817.70 | 4,160.24 | 18,732.70 | 5,236.98 | 7,695.90 | 10,003.06 | 18,570.43 |
| 677002 | MAINTENANCE: HYDRANTS-PAINTING | - | - | 683.82 | - | 2,431.42 | 12,258.74 | 13,067.01 | 8,482.09 | 4,460.25 | 2,052.00 |
| 677003 | MAINTENANCE: HYDRANTS-INSPECTN | 9,541.77 | 8,868.19 | 6,854.76 | 451.05 | 352.09 | 9,261.22 | 20,463.08 | 4,375.01 | 7,166.67 | 13,111.04 |
| 677011 | MAINT: HYDRANTS-COMM SYSTEMS | - | - | - | - | - | - | - | - | - | - |
| 677012 | MAINT HYDRANTS:PAINT-COMM SYS | - | - | - | - | - | - | - | - | - | - |
| 662100 | PWW-DUTY PAY (WTP) | 3,316.31 | 3,499.26 | 3,560.85 | 3,322.64 | 3,681.35 | 4,151.48 | 3,364.77 | 3,958.80 | 3,564.50 | 3,065.87 |
| 677013 | MAINT HYDRANTS:INSPECT-COM SYS | - | - | - | - | - | - | - | - | - | - |
| 678000 | MONITOR CONTRACTORS MARKING | 8,885.84 | 7,327.80 | 19,481.73 | 16,098.19 | 12,112.20 | 14,854.43 | 13,263.09 | 20,090.57 | 15,243.50 | 12,125.13 |
| 678001 | MONITOR CONTR MARKING-COMM SYS | - | - | - | - | - | - | - | - | - | - |
| 678950 | MAINT: MISC GENERAL EQUIPMENT | 284.68 | 3,711.54 | 3,803.31 | 485.36 | 1,363.82 | 772.16 | 70.46 | 581.40 | 2,702.25 | 2,237.95 |
| 921200 | RENTAL EXP PARKING: WILL ST | - | - | - | - | - | - | - | - | - | - |
| 921300 | OFFICE SUPPLY & EXP- WILL ST | 2,808.51 | 1,252.70 | 1,852.10 | 822.92 | 663.73 | 2,996.14 | 1,460.91 | 1,156.97 | 1,286.04 | 2,082.49 |
| 921310 | OFFICE EXPENSE: WILL ST-GAS | 3,435.37 | 5,967.09 | 4,641.92 | 2,055.75 | 649.71 | 302.99 | 150.27 | 279.19 | 146.42 | 382.61 |
| 921320 | OFFICE EXPENSE: WILL ST-ELECT | 4,363.83 | 4,721.34 | 4,186.48 | 3,559.45 | 2,809.71 | 2,835.34 | 3,446.75 | 3,153.12 | 2,818.34 | 2,629.06 |
| 921330 | OFFICE EXPENSE: WILL ST-PHONE | 2,758.35 | 4,725.51 | 3,541.67 | 2,854.09 | 3,062.64 | 2,896.80 | 5,078.63 | 3,304.43 | 9,031.32 | (5,745.98) |
| 926002 | EMP BENEFIT-BOOTS,VAC,HOL-OPS | 26,627.21 | 26,763.66 | 23,737.49 | 29,619.18 | 39,444.69 | 29,083.93 | 44,281.73 | 38,651.17 | 38,316.34 | 28,613.24 |
| 950120 | MAINTENANCE: GARAGE | 22,920.39 | 21,537.82 | 13,331.43 | 6,213.53 | 9,538.19 | 14,804.91 | 8,158.18 | 10,396.35 | 13,420.31 | 13,182.43 |
| 950130 | MAINTENANCE: METER SHOP | - | - | - | - | - | - | - | - | - | - |
| | | 219,893.97 | 202,291.65 | 259,803.85 | 222,633.03 | 298,717.68 | 422,033.28 | 290,792.11 | 332,403.61 | 274,462.94 | 420,651.63 |
| | Engineering Expense | | | | | | | | | | |
| 660001 | ENGINEERING VEHICLES | (1,044.25) | 436.22 | 3,377.10 | 282.47 | 919.54 | 2,257.52 | 4,300.65 | 2,624.07 | 1,575.89 | 1,876.41 |
| 660002 | ENGINEERING - FUEL PURCHASED | 1,335.86 | 1,111.30 | 1,774.57 | 1,901.67 | 2,230.70 | 3,610.52 | 2,628.79 | 2,685.72 | 1,791.29 | 1,651.36 |
| 660003 | ENGINEERING-VEH REGISTRATION | - | - | 296.60 | - | - | - | - | 3,280.80 | - | - |
| 660200 | SALARIES & WAGES - ENGINEERING | 124,284.72 | 107,315.38 | 126,086.30 | 119,985.30 | 124,154.71 | 132,296.98 | 123,834.40 | 125,086.53 | 117,115.82 | 112,660.43 |
| 922000 | MISC EXP: TRNSF-CR (OVERHEAD) | (27,531.35) | (14,597.98) | (27,925.51) | (28,301.07) | (39,246.04) | (37,182.36) | (19,125.40) | (47,724.40) | (36,383.63) | (38,500.36) |
| 662001 | ENGINEERING DEPT: EXPENSE | 1,244.40 | 350.21 | 296.35 | 558.67 | 157.26 | 3,281.39 | 453.75 | 1,063.87 | 2,295.29 | 1,376.25 |
| | | 98,289.38 | 94,615.13 | 103,905.41 | 94,427.04 | 88,216.17 | 104,264.05 | 112,092.19 | 87,016.59 | 86,394.66 | 79,064.09 |
| | Customer Accounts & Collection Expenses | | | | | | | | | | |
| 902000 | CUSTOMER ORDS: COLLECTIONS | - | - | - | - | - | - | - | - | - | - |
| 903000 | CUSTOMER ORDS: COLLECTIONS | - | - | - | 607.66 | 2,104.82 | 2,112.40 | 1,531.58 | 2,438.13 | 2,564.82 | - |
| 902001 | METER READING | 4,843.03 | 2,343.92 | 4,374.97 | 3,578.02 | 1,452.99 | 1,361.22 | 1,626.30 | 1,605.80 | 1,969.33 | 2,163.64 |
| 902002 | WATER BAN: COMMUNITY SYSTEMS | - | - | - | - | - | - | - | - | - | - |
| 902003 | EMPLOY BENEF-BOOTS/VACA/HOL-CS | - | - | - | - | - | - | - | - | - | - |
| 902004 | SICK - CUST SERVICE - UNION | - | - | - | - | - | - | - | - | - | - |
| 903004 | SICK - CUST SERVICE - UNION | - | - | - | - | - | - | - | - | - | - |
| 902010 | CUST ORDS:COLLECTIONS-COM SYS | - | - | - | - | - | - | - | - | - | - |
| 902011 | METER READING: COMM SYSTEMS | - | - | - | - | - | - | - | - | - | - |
| 902096 | METER READING-EXCEPT: COMM SYS | - | - | - | - | - | - | - | - | - | - |
| 902097 | METER READING-TRANSF: COMM SYS | - | - | - | - | - | - | - | - | - | - |
| 902098 | METER READING: TRANSFERS | 1,269.63 | 986.75 | 860.23 | 1,116.48 | 3,116.50 | 2,791.27 | 3,230.68 | 3,560.39 | 3,148.22 | 2,482.99 |
| 902099 | METER READING: EXCEPTIONS | 436.37 | 997.32 | 397.41 | 367.88 | 780.52 | 674.93 | 1,511.13 | 1,005.01 | 1,124.75 | 1,074.41 |

| | | | | | | | | | | | |
|--------|---|-------------------|-------------------|-------------------|-------------------|-------------------|-------------------|-------------------|-------------------|-------------------|-------------------|
| 902100 | BILLING & ACCOUNTING | - | - | - | - | - | - | - | - | - | - |
| 903100 | BILLING & ACCOUNTING | 26,982.13 | 17,835.82 | 25,578.70 | 24,126.68 | 24,491.15 | 26,003.96 | 34,911.85 | 25,707.89 | 26,758.28 | 25,086.20 |
| 921140 | COURIER & EXPRESS MAIL EXPENSE | - | - | - | - | - | - | - | - | - | - |
| 930200 | PUBLIC RELATIONS | - | - | 3,015.53 | 1,071.10 | 19,351.92 | 5,843.15 | - | 2,953.47 | 2,366.44 | 25.20 |
| 902400 | WATER BAN | - | - | - | - | - | - | 3,207.32 | - | - | - |
| 920001 | WAGES: REVENUE & CUSTOMER OPER | 105,401.10 | 97,535.06 | 121,228.44 | 112,336.36 | 120,046.56 | 118,209.57 | 104,854.49 | 121,641.88 | 118,525.52 | 106,248.08 |
| 903003 | EMPLOYEE BENEFITS:BOOTS/VACATION | - | - | - | - | - | - | - | - | - | - |
| 904000 | UNCOLLECTABLE ACCOUNTS | 6,681.32 | 1,026.68 | 5,313.08 | 453.75 | 1,466.24 | 4,435.95 | 1,719.63 | 4,859.10 | (1,166.59) | (32.14) |
| | | 145,613.58 | 120,725.55 | 160,768.36 | 143,657.93 | 172,810.70 | 161,432.45 | 152,592.98 | 163,771.67 | 155,290.77 | 137,048.38 |
| | Administrative and General Expense | | | | | | | | | | |
| 920000 | SALARIES & WAGES - ADMIN | 16,610.34 | 16,071.07 | 18,112.89 | 17,098.27 | 18,110.03 | 15,968.25 | 15,610.21 | 16,503.68 | 16,800.99 | 15,491.94 |
| 920001 | WAGES: REVENUE & CUSTOMER OPER | - | - | - | - | - | - | - | - | - | - |
| 920002 | SALARIES & WAGES: ACCOUNTING | 60,699.46 | 54,624.62 | 66,072.59 | 62,498.87 | 66,198.19 | 67,962.10 | 61,699.88 | 62,987.16 | 65,592.91 | 61,271.72 |
| 920003 | SALARIES & WAGES: IS | - | - | - | - | - | - | - | - | - | - |
| 920004 | SALARIES & WAGES: PWS | 8,615.91 | 7,216.44 | 8,987.66 | 8,560.01 | 8,486.31 | 8,025.49 | 7,684.44 | 17,130.49 | 15,009.71 | 14,327.63 |
| 920005 | SALARIES & WAGES: PWS ADMIN | - | - | - | - | - | - | - | - | - | - |
| 920100 | OFFICERS SALARIES & WAGES | 47,070.13 | 44,723.62 | 43,121.16 | 43,270.08 | 47,862.02 | 51,996.02 | 40,795.72 | 41,920.67 | 47,091.53 | 46,370.85 |
| 920200 | OFFICER'S SALARIES TRXF OUT | - | - | - | - | - | - | - | - | - | - |
| 921000 | OFFICE SUPPLIES & EXPENSE | 1,719.81 | 1,111.50 | 1,160.28 | 1,732.61 | 1,984.09 | 3,459.52 | 1,620.41 | 4,329.17 | 4,316.89 | 2,162.52 |
| 921001 | TRANS/EXP MAIN OFFICE - VEH #1 | - | - | - | - | - | - | - | - | - | 364.22 |
| 921002 | SENIOR MANAGEMENT VEHICLES | - | - | - | - | 142.22 | - | - | - | - | - |
| 921003 | SENIOR MGMT - FUEL PURCHASED | 86.97 | 92.40 | 260.27 | 229.57 | 111.31 | 190.70 | 175.95 | 158.80 | 149.25 | 143.86 |
| 921004 | SENIOR MGMT-VEH REGISTRATION | - | - | - | - | - | - | - | - | 591.80 | - |
| 921130 | OFFICE EQUIP: RENTAL/LEASE EXP | 3,640.54 | 2,104.54 | 3,603.20 | 3,603.20 | 5,107.33 | 11,633.53 | 9,314.31 | 1,872.37 | 3,338.51 | 3,983.51 |
| 921131 | VEHICLE LEASES | - | - | - | - | - | - | - | - | - | - |
| 921133 | IT VEHICLE EXPENSE-FUEL | - | - | - | - | - | - | - | - | - | - |
| 921134 | IT VEHICLE EXPENSE-REGISTRATION | - | - | - | - | - | - | - | - | - | - |
| 921132 | IT VEHICLE EXPENSE | - | - | - | - | - | - | - | - | - | - |
| 921140 | COURIER & EXPRESS MAIL EXPENSE | - | - | - | - | - | - | - | - | - | - |
| 921150 | RENTAL EXPENSE: HECOP III | 27,499.56 | 27,500.00 | 27,500.00 | 27,500.00 | 27,500.00 | 27,500.00 | 27,500.00 | 27,500.00 | 27,500.00 | 27,500.00 |
| 921160 | OFFICE EXP: MANCHESTR ST-PHONE | - | - | - | - | - | - | - | - | - | - |
| 921170 | OFFICE EXPENSE: MANCH ST ELECT | - | - | - | - | - | - | - | - | - | - |
| 921180 | OFFICE EXPENSE: NASHUA ELECTRIC | 4,515.86 | 4,415.81 | 4,665.53 | 4,267.81 | 4,427.29 | 4,299.12 | 4,940.87 | 5,133.28 | 4,904.39 | 3,941.66 |
| 921190 | OFFICE EXPENSE: NASHUA OTHER UTIL | 2,588.73 | 3,369.77 | 2,232.82 | 1,944.72 | 1,483.24 | 358.51 | 414.75 | 668.58 | 187.82 | 752.30 |
| 922000 | MISC EXP: TRNSF-CR (OVERHEAD) | (390.55) | (646.39) | (1,717.84) | (587.91) | (1,749.67) | (821.91) | (1,618.49) | (1,557.63) | (2,371.13) | (2,393.14) |
| 922200 | LABOR: OVERHEAD | (84,742.66) | (83,333.79) | (93,191.05) | (101,124.88) | (92,224.43) | (84,337.30) | (75,398.12) | (94,698.36) | (79,608.28) | (71,716.58) |
| 923000 | OUTSIDE SERVICES | 34,510.31 | 32,232.09 | 28,938.37 | 38,462.32 | 43,789.82 | 29,996.48 | 26,379.54 | 22,985.74 | 28,066.02 | 44,161.60 |
| 924000 | INSURANCE EXPENSE | 59,004.53 | 61,182.26 | 55,535.67 | 59,397.36 | 6,845.47 | 59,397.15 | 59,397.11 | 59,390.21 | 59,381.86 | 60,279.93 |
| 926001 | OFFICER'S LIFE INSURANCE | 525.21 | 525.27 | 525.27 | 525.27 | 525.27 | 525.27 | 525.27 | 525.27 | 525.31 | 525.27 |
| 926100 | SICKNESS & FUNERAL PAY | - | - | - | - | - | - | - | - | - | - |
| 926200 | PENSION- DB PLAN | 134,192.75 | 134,192.75 | 134,192.75 | 134,192.75 | 134,192.75 | 134,192.75 | 134,192.75 | 134,192.75 | 134,192.75 | 134,192.75 |
| 926250 | GROUP PENSION: 401K | 23,287.80 | 23,015.15 | 22,601.71 | 29,407.18 | 24,381.33 | 24,510.16 | 30,836.09 | 24,741.71 | 30,287.33 | 24,159.20 |
| 926255 | EARLY RETIREE HEALTH EXPENSE | - | - | - | - | - | - | - | - | - | - |
| 926260 | POST-65 RETIREMENT HEALTH EXP | 31,806.75 | 31,806.75 | 31,806.75 | 31,806.75 | 31,806.75 | 31,806.75 | 31,806.75 | 31,806.75 | 31,806.75 | 31,806.75 |
| 926300 | EMPLOYEE SERVICE AWARDS | - | - | - | - | - | - | - | - | - | 250.00 |
| 926400 | GROUP HEALTH INSURANCE | 206,428.57 | 180,954.14 | 174,418.51 | 176,834.83 | 178,931.03 | 172,185.49 | 191,519.17 | 161,329.49 | 142,953.81 | 176,150.09 |
| 926401 | HEALTH INSURANCE:OPT OUT | - | - | - | - | - | 11,625.00 | - | - | - | - |
| 926410 | GROUP DENTAL | 18,568.69 | 18,797.46 | 18,675.00 | 19,495.86 | 19,416.23 | 19,852.71 | 19,787.97 | 19,347.13 | 19,208.52 | 19,266.24 |
| 926420 | GROUP LIFE/DISABILITY INSURANC | 3,354.28 | 3,276.78 | 3,254.28 | 3,286.99 | 3,061.28 | 3,110.28 | 3,413.28 | 3,413.28 | 3,413.28 | 3,415.28 |
| 926440 | EMPLOYEE BENEFITS/ SECTION 125 | - | - | - | - | - | - | - | - | - | - |
| 926500 | MISC EMPLOYEE BENEFITS | 301.25 | 423.75 | 311.25 | 211.25 | 410.22 | 253.50 | - | 253.50 | 253.50 | 1,383.01 |
| 926501 | MISC EMPLOYEE BENEFITS-WELLNESS | 1,120.00 | (412.93) | (81.55) | (65.24) | (27.96) | (34.95) | (21.21) | - | - | 81.95 |
| 926502 | MISC EMPLOYEE BENEFITS-ACTIVITIES | - | - | - | 98.54 | - | - | 647.05 | 799.55 | 4,114.07 | 3,851.62 |
| 926503 | MISC EMPLOYEE BENEFITS-SAFETY | 779.00 | 700.00 | - | - | 220.00 | - | - | 2,300.00 | - | - |
| 926505 | EMPLOYEE RELATIONS | - | - | 307.82 | - | 24.57 | - | - | 535.83 | - | - |
| 926600 | TUITION REIMBURSEMENTS | 1,050.00 | - | 5,821.00 | - | - | 3,191.00 | - | 4,200.00 | - | - |

| | | | | | | | | | | | |
|--------|------------------------------------|---------------------|---------------------|---------------------|---------------------|---------------------|---------------------|---------------------|---------------------|---------------------|---------------------|
| 926610 | TRAINING EDUCATIONAL SEMINARS | 1,576.92 | 1,240.92 | (3,699.93) | 1,311.92 | 1,849.38 | 5,675.00 | 4,966.68 | 1,765.81 | 2,275.00 | 8,842.00 |
| 926801 | SUP BEN: SUP EXE RETIRE PLAN | - | - | 18,617.00 | - | - | 24,844.00 | - | - | 22,024.00 | - |
| 928000 | REGULATORY COMMISSION EXPENSE | 16,020.00 | 16,020.00 | 16,020.00 | 16,020.00 | 16,020.00 | 16,020.00 | 16,020.00 | 16,020.00 | 16,020.00 | 16,020.00 |
| 930100 | MEETINGS & CONVENTIONS | 75.00 | 783.81 | 360.00 | 1,927.10 | 4,597.07 | 280.00 | 5,402.06 | 1,879.20 | 8,165.34 | 2,465.12 |
| 930101 | MEMBERSHIPS | 2,101.00 | 2,191.00 | 2,627.24 | 2,618.08 | 2,484.91 | 2,219.07 | 2,463.74 | 2,868.74 | 2,193.74 | 2,610.24 |
| 930102 | LICENSING FEES | 1,721.67 | 1,240.67 | 1,163.67 | 916.67 | 1,414.53 | 959.66 | 966.67 | 966.67 | 1,066.67 | 1,270.67 |
| 930300 | MEALS | 150.07 | - | 76.22 | 323.52 | 232.78 | 357.99 | 599.94 | 211.14 | 422.45 | 122.14 |
| 930400 | MISCELLANEOUS GENERAL EXPENSE | 16,130.29 | 469.00 | 740.60 | 779.00 | 753.24 | 507.00 | 549.00 | 3,261.86 | (1,386.81) | 738.46 |
| 930405 | MISC GEN EXP: RECRUITMENT FEES | 684.75 | 183.75 | 2,547.00 | 1,433.50 | 3,421.00 | 982.50 | 329.00 | 2,802.16 | 2,725.72 | 1,102.35 |
| 930410 | CHARITABLE CONTRIBUTIONS | - | - | - | - | - | - | - | - | - | - |
| 950100 | MAINTENANCE: OFFICE PROPERTY | - | - | 1,600.00 | - | - | - | - | - | - | - |
| 950110 | MAINTENANCE: MANCHESTER STREET | 7,957.59 | 19,633.26 | 4,593.63 | 4,615.76 | 11,635.34 | 10,790.96 | 3,830.13 | 10,827.77 | 4,578.50 | 7,300.01 |
| 950200 | MAINT: OFFICE FURNT & EQUIP | - | - | - | - | - | - | - | - | - | - |
| 950300 | MAINT: COMMUNICATION EQUIP | - | - | - | - | - | - | - | - | - | - |
| 950400 | MAINT: MISC GENERAL EQUIP | - | - | - | - | - | - | - | - | - | - |
| 950500 | MAINT: COMPUTER EQUIPMENT | - | - | - | - | - | - | - | - | - | - |
| | | 649,260.53 | 605,705.47 | 601,759.77 | 592,591.76 | 573,422.94 | 659,481.80 | 626,350.92 | 588,372.77 | 615,792.20 | 642,195.17 |
| | IS Expenses | | | | | | | | | | |
| 920003 | SALARIES & WAGES: IS | 57,657.43 | 53,326.85 | 63,772.97 | 56,204.86 | 60,407.00 | 52,906.23 | 50,551.84 | 53,417.29 | 56,665.63 | 52,867.76 |
| 922000 | MISC EXP: TRNSF-CR (OVERHEAD) | - | - | - | - | - | - | (1,657.96) | (1,092.57) | - | - |
| 921000 | OFFICE SUPPLIES & EXPENSE | 1,189.98 | 1,689.97 | - | 525.70 | 787.49 | - | - | 29.96 | - | (3,921.60) |
| 921132 | IT VEHICLE EXPENSE | - | - | - | - | - | - | - | - | - | - |
| 921133 | IT VEHICLE EXPENSE-FUEL | - | - | - | - | - | - | - | - | - | - |
| 921134 | IT VEHICLE EXPENSE-REGISTRATION | - | - | - | - | - | - | - | - | - | - |
| 921160 | OFFICE EXP: MANCHESTR ST-PHONE | 1,513.10 | 1,495.50 | 2,391.21 | 4,240.34 | 7,835.38 | 1,777.74 | 1,807.64 | 3,087.64 | 1,894.79 | (9,876.26) |
| 950300 | MAINT: COMMUNICATION EQUIP | 1,031.84 | 1,264.63 | 1,815.59 | 1,815.59 | 7,104.14 | 2,375.54 | 1,824.58 | 2,375.54 | 3,486.45 | 2,375.54 |
| 950500 | MAINT: COMPUTER EQUIPMENT | 48,464.76 | 48,304.33 | 48,969.43 | 58,168.99 | 47,222.70 | 53,173.57 | 56,969.04 | 46,720.20 | 51,615.29 | 65,339.67 |
| | | 109,857.11 | 106,081.28 | 116,949.20 | 120,955.48 | 123,356.71 | 110,233.08 | 109,495.14 | 104,538.06 | 113,662.16 | 106,785.11 |
| | Inter Div Management Fee | | | | | | | | | | |
| 930500 | INTERCOMPANY MGMT FEE: PCP | 19,432.00 | 25,324.00 | 20,196.00 | 28,098.00 | 21,702.00 | 24,320.00 | 25,073.00 | 26,623.00 | 29,295.00 | 21,960.00 |
| 930510 | INTCO MGMT FEE:TSC/PWS/PAC/PEU | (340,897.00) | (326,258.00) | (395,877.00) | (350,303.00) | (354,194.00) | (309,593.00) | (252,565.00) | (319,104.00) | (339,180.00) | (289,426.00) |
| 930520 | INTERCO MGT:INSIDE GEN COUNSEL | - | - | - | - | - | - | - | - | - | - |
| | Total Operating Expenses | 1,399,393.34 | 1,244,616.15 | 1,373,144.42 | 1,332,759.72 | 1,530,304.50 | 1,854,734.24 | 1,784,842.06 | 1,784,594.77 | 1,607,670.60 | 1,662,317.07 |
| | Depreciation Expense | | | | | | | | | | |
| 403000 | DEPRECIATION EXPENSE | 530,789.89 | 530,393.83 | 532,674.82 | 530,467.22 | 532,443.13 | 506,524.06 | 518,466.49 | 518,712.98 | 517,947.57 | 522,480.05 |
| 406100 | AMORT OF BON TERRAIN ACQ ADJ | (849.62) | (849.62) | (849.62) | (849.62) | (849.62) | (849.62) | (849.62) | (849.62) | (849.62) | (849.62) |
| 406101 | AMORT OF SOUHEGAN WDS ACQ ADJ | (1,402.51) | (1,402.51) | (1,402.52) | (1,402.52) | (1,402.51) | (1,402.52) | (1,402.51) | (1,402.51) | (1,402.52) | (1,402.52) |
| | | 528,537.76 | 528,141.70 | 530,422.68 | 528,215.08 | 530,191.00 | 504,271.92 | 516,214.36 | 516,460.85 | 515,695.43 | 520,227.91 |
| | Amortization Expense: CIAC | | | | | | | | | | |
| 405300 | AMORTIZATION EXPENSE: CIAC | (70,271.90) | (70,271.71) | (70,311.73) | (70,338.14) | (70,371.17) | (70,469.42) | (70,304.30) | (70,471.00) | (70,765.67) | (70,796.74) |
| | | (70,271.90) | (70,271.71) | (70,311.73) | (70,338.14) | (70,371.17) | (70,469.42) | (70,304.30) | (70,471.00) | (70,765.67) | (70,796.74) |
| | Amortization Expense | | | | | | | | | | |
| 407320 | AMORT EXP - DEFERRED CHARGES | 13,344.14 | 13,344.04 | 13,365.67 | 13,365.15 | 13,365.34 | 13,365.56 | 13,365.38 | 13,365.31 | 13,365.69 | 13,344.18 |
| 407100 | AMORT: ACQUISITION PREMIUM | 165,472.68 | 170,487.24 | 170,487.24 | 170,487.25 | 170,487.24 | 170,487.24 | 170,486.46 | 170,487.24 | 170,487.24 | 170,487.25 |
| | | 178,816.82 | 183,831.28 | 183,852.91 | 183,852.40 | 183,852.58 | 183,852.80 | 183,851.84 | 183,852.55 | 183,852.93 | 183,831.43 |
| 414000 | GAIN FROM ARRA LOAN FORGIVNESS | (5,273.67) | (5,273.67) | (5,273.67) | (5,273.67) | (5,273.67) | (5,273.67) | (5,273.67) | (5,273.67) | (5,273.67) | (5,273.67) |
| 414100 | GAIN ON DISP/UTIL PROP-PAPP ND | - | - | - | - | - | - | - | - | - | - |
| 921161 | RENT EXP-HECOP III FITUP ALLOW | - | - | - | - | - | - | - | - | - | - |
| | Taxes Other than Income Tax | | | | | | | | | | |
| 408110 | LOCAL PROPERTY TAXES | 304,541.35 | 258,491.25 | 301,619.67 | 301,118.27 | 308,034.38 | 431,264.71 | 346,805.80 | 346,805.80 | 346,805.75 | 346,805.80 |
| 408120 | MEDICARE TAX EXPENSE | 11,045.14 | 10,860.90 | 12,929.71 | 12,121.73 | 12,929.02 | 13,262.03 | 12,515.59 | 13,591.92 | 12,630.08 | 11,641.92 |

| | | | | | | | | | | | |
|--------|---|---------------------|---------------------|---------------------|---------------------|---------------------|---------------------|---------------------|---------------------|---------------------|---------------------|
| 408121 | FICA TAX EXPENSE | 47,227.52 | 46,439.69 | 55,285.67 | 51,830.92 | 55,282.72 | 56,706.54 | 53,514.98 | 57,189.02 | 51,616.69 | 47,608.57 |
| 408122 | FUTA TAX EXPENSE | 3,569.87 | 642.36 | 99.02 | 97.56 | 137.30 | 230.79 | 181.86 | 75.23 | 14.06 | 56.72 |
| 408123 | SUTA TAX EXPENSE - NH | 11,248.03 | 8,111.31 | 2,722.16 | 1,003.97 | 553.40 | 724.30 | (1,684.13) | 582.54 | 210.39 | (1,484.67) |
| 408125 | SUTA TAX EXPENSE - MASS | 506.42 | 467.80 | 34.64 | (152.96) | - | - | - | - | - | - |
| 408130 | NH BET TAXES | 245.08 | - | - | 150.00 | - | - | - | - | - | - |
| 408126 | EXCISE TAXES | - | - | - | - | - | - | 259.47 | - | - | - |
| | | 378,383.41 | 325,013.31 | 372,690.87 | 366,169.49 | 376,936.82 | 502,188.37 | 411,593.57 | 418,244.51 | 411,276.97 | 404,628.34 |
| | Income Tax | | | | | | | | | | |
| 409102 | PROV/FED INC TAX/CURRENT | (58,400.09) | 27,177.48 | (22,576.68) | 28,871.12 | 43,199.04 | 150,036.51 | 225,734.12 | 282,583.47 | 151,943.85 | 7,768.24 |
| 409113 | PROVS FOR NH BUS PRFTS TAX CUR | (20,457.86) | 10,504.75 | (6,708.33) | 6,758.59 | 17,161.05 | 59,602.80 | 89,674.09 | 112,257.78 | 60,360.51 | 3,085.97 |
| 409120 | MASS EXERCISE TAX | - | - | - | - | - | - | - | - | - | - |
| 410102 | PROV/FED INC TAX/DEFERRED | - | - | - | - | - | - | - | - | - | - |
| 410113 | PROV NH INCOME TAX DEFERRED | - | - | - | - | - | - | - | - | - | - |
| 410120 | PROV MA INCOME TAX DEFERRED | - | - | - | - | - | - | - | - | - | - |
| 411000 | AMORT OF REGULATORY LIABILITY | - | - | - | - | - | - | - | - | - | - |
| 412000 | INVESTMENT TAX CREDITS | (2,753.00) | (2,753.00) | (2,753.00) | (2,753.00) | (2,753.00) | (2,753.00) | (2,753.00) | (2,753.00) | (2,753.00) | (2,753.00) |
| | | (81,610.95) | 34,929.23 | (32,038.01) | 32,876.71 | 57,607.09 | 206,886.31 | 312,655.21 | 392,088.25 | 209,551.36 | 8,101.21 |
| | Total Operating Deducts | 2,327,974.81 | 2,240,986.29 | 2,352,487.47 | 2,368,261.59 | 2,603,247.15 | 3,176,190.55 | 3,133,579.07 | 3,219,496.26 | 2,852,007.95 | 2,703,035.55 |
| | Net Operating Income | 271,031.19 | 583,627.82 | 272,154.03 | 590,604.00 | 618,184.92 | 996,712.80 | 1,306,273.13 | 1,499,687.99 | 944,836.20 | 432,192.20 |
| | Non-Operating Revenue Deductions | | | | | | | | | | |
| 421000 | MISC NON-UTILITY INCOME | - | - | - | - | - | - | - | - | - | (17,500.00) |
| 426000 | NON-OPERATING REVENUE DEDUCTS | - | - | - | - | - | - | - | - | - | - |
| 426001 | MISCELLANEOUS NON-UTILITY EXP | - | - | - | - | - | - | - | - | - | - |
| | Other Income | - | - | - | - | - | - | - | - | - | 17,500.00 |
| 420000 | AFUDC-INTEREST(DEBT) COMPONENT | - | - | - | - | - | - | - | - | - | - |
| 420100 | AFUDC - EQUITY COMPONENT | - | - | - | - | - | - | - | - | - | - |
| | Interest Expense | | | | | | | | | | |
| 427300 | INTEREST EXP: BONDS & NOTES | 404,786.25 | 400,212.69 | 340,908.52 | 392,940.88 | 405,609.30 | 389,080.35 | 402,790.20 | 402,636.00 | 339,409.90 | 401,843.51 |
| 427200 | LINE OF CREDIT INTEREST | 10,176.19 | 10,030.41 | (55,906.02) | 20,896.01 | (8,948.57) | 885.29 | 9,157.53 | 5,832.44 | 8,456.70 | 10,453.53 |
| 427325 | INTEREST EXP:DEBT SERVICE COST | - | - | - | - | - | - | - | - | - | - |
| 428000 | AMORTIZATION OF DEBT EXPENSE | 257,302.03 | 257,302.03 | 257,724.82 | 258,472.29 | 258,472.95 | 257,002.82 | 257,314.92 | 257,314.92 | 257,314.92 | 257,314.92 |
| 428001 | AMORT OF ORIGINAL ISSUE DISCNT | - | - | - | - | - | - | - | - | - | - |
| 428002 | AMORTIZATION OF DISCOUNT ON BONDS | - | - | - | - | - | - | - | - | - | - |
| 429000 | AMORTIZATION: PREMIUM ON DEBT | (13,258.71) | (13,258.71) | (13,258.71) | (13,414.09) | (13,414.09) | (13,414.09) | (13,414.09) | (13,414.09) | (13,414.09) | (13,414.09) |
| 427115 | INTERCOMPANY INTEREST | (5,559.34) | (5,163.40) | (4,649.05) | (9,167.25) | (18,311.07) | (32,458.75) | (32,103.91) | (47,999.11) | (50,795.28) | (67,994.82) |
| 419000 | INTEREST INCOME | - | - | - | - | - | - | - | - | - | - |
| | Total Interest | 653,446.42 | 649,123.02 | 524,819.56 | 649,727.84 | 623,408.52 | 601,095.62 | 623,744.65 | 604,370.16 | 540,972.15 | 588,203.05 |
| | Net Income (Or Loss) - MTD | (382,415.23) | (65,495.20) | (252,665.53) | (59,123.84) | (5,223.60) | 395,617.18 | 682,528.48 | 895,317.83 | 403,864.05 | (138,510.85) |
| | Net Income (Or Loss) - YTD | (382,415.23) | (447,910.43) | (700,575.96) | (759,699.80) | (764,923.40) | (369,306.22) | 313,222.26 | 1,208,540.09 | 1,612,404.14 | 1,473,893.29 |

| | 11 | 12 | | 12 |
|--|---------------------|---------------------|----------------------|------------|
| | Nov-22 | Dec-22 | Total | |
| | (2,193,648.41) | (2,254,573.97) | (31,267,165) | |
| | - | (1.53) | (771,006) | |
| | 194,201.00 | 441,354.00 | 487,938 | |
| | - | 1.53 | 771,006 | |
| | (192,235.73) | (197,429.86) | (1,945,182) | |
| | (175,885.34) | (173,869.59) | (2,031,547) | |
| | 175,885.34 | 173,869.59 | 2,031,547 | |
| | (438.39) | (4.72) | (538,837) | |
| | 438.39 | 4.72 | 189 | |
| | - | (35,727.85) | (35,728) | |
| | (345,212.59) | 35,727.85 | (309,485) | 2,829,042 |
| | - | - | - | |
| | - | 400,735.12 | 400,735 | |
| | - | - | - | |
| | (644,086.00) | (644,086.00) | (7,729,032) | |
| | 644,086.00 | 644,086.00 | 7,729,032 | |
| | (511,115.64) | (521,122.45) | (6,104,032) | |
| | 3,048,011.37 | 2,131,037.16 | 39,311,565.90 | 36,482,523 |
| | (270.00) | - | (19,359) | |
| | | | | |
| | (31,732.75) | (64,229.08) | (415,208) | |
| | - | - | - | |
| | (5,931.93) | (5,525.40) | (78,664) | |
| | 16,933.44 | 26,960.72 | 203,679 | |
| | (1,071.66) | (1,071.66) | (12,860) | |
| | (11,101.44) | (11,085.60) | (125,767) | |
| | (19,311.42) | (57,600.00) | (76,911) | 525,090 |
| | 52,215.76 | 112,551.02 | 505,731 | |
| | | | | |
| | 3,100,497.13 | 2,243,588.18 | 39,836,656.28 | |
| | | | | |
| | 3,856.98 | 4,186.51 | 67,585 | |
| | - | - | - | |
| | 3,848.68 | 3,540.63 | 30,805 | |
| | 152.52 | 565.53 | 999 | |
| | 11,159.39 | 27,027.86 | 169,493 | |
| | 757.94 | 728.61 | 9,159 | |
| | 4,958.89 | 4,541.77 | 66,198 | |
| | 639.95 | (602.54) | 12,188 | |
| | 10,321.39 | 9,846.86 | 140,135 | |
| | 8,384.43 | 4,929.03 | 119,614 | |
| | 621.76 | 702.87 | 13,155 | |
| | 442.16 | 516.08 | 4,927 | |
| | - | - | 6,260 | 542,129 |
| | - | 22.69 | 343 | |
| | 472.73 | 2,693.42 | 12,788 | |
| | 23,363.41 | 19,620.75 | 257,271 | |

| | | | |
|-----------|-----------|----------------|------------------|
| 19,169.92 | 17,869.12 | 211,505 | |
| 42,062.52 | 45,720.42 | 799,485 | |
| 188.90 | 259.85 | 3,035 | |
| 184.78 | 154.63 | 2,092 | |
| 41.14 | 69.23 | 1,620 | |
| - | - | - | |
| 172.34 | 415.86 | 4,013 | |
| 682.54 | 881.21 | 13,601 | |
| 3,470.72 | 3,858.44 | 34,595 | |
| 961.22 | 961.25 | 10,859 | |
| - | - | - | |
| - | - | - | |
| - | - | - | |
| 604.01 | 733.06 | 8,206 | |
| 610.98 | 711.31 | 6,650 | |
| 962.94 | 1,192.84 | 15,933 | |
| 723.09 | 896.60 | 9,427 | |
| 326.23 | 481.21 | 5,279 | |
| 43,335.96 | 24,656.45 | 481,777 | |
| 63.38 | 69.72 | 726 | |
| 7,219.77 | 7,815.42 | 110,052 | |
| 609.42 | 908.90 | 11,966 | |
| 785.51 | 795.92 | 12,888 | |
| 1,849.65 | 2,090.66 | 26,605 | |
| - | - | - | |
| 1,911.71 | 1,780.53 | 20,141 | |
| 261.61 | 447.16 | 7,195 | |
| 337.10 | 440.91 | 8,224 | |
| 334.37 | 453.50 | 4,919 | |
| 249.39 | 339.66 | 3,691 | |
| 1,306.43 | 1,505.97 | 23,127 | |
| 638.71 | 948.65 | 8,042 | |
| 1,711.90 | 1,569.19 | 29,451 | |
| 675.07 | 935.93 | 13,055 | |
| 795.05 | 813.29 | 11,680 | |
| 1,162.52 | 1,243.18 | 24,748 | |
| 293.51 | 556.80 | 6,162 | |
| 1,309.37 | 1,527.39 | 20,464 | |
| 608.27 | 759.80 | 9,130 | |
| 911.81 | 1,848.02 | 36,267 | |
| 256.97 | 305.88 | 3,204 | |
| 369.68 | 774.74 | 9,181 | |
| 314.62 | 405.16 | 5,479 | |
| 1,163.36 | 2,140.81 | 30,581 | |
| 810.38 | 826.80 | 14,402 | |
| 178.49 | 166.84 | 2,401 | |
| 399.00 | 872.03 | 8,990 | |
| 1,512.24 | 1,419.01 | 21,580 | |
| 1,811.42 | - | - | |
| 165.00 | 165.00 | 1,815 | 1,882,735 |
| 30,843.47 | 29,025.36 | 336,442 | |
| 2,007.98 | 918.69 | 12,018 | |
| 1,672.21 | 7,478.91 | 45,425 | |
| 71.50 | 895.43 | 9,320 | |
| 765.17 | - | 2,055 | |
| 943.66 | 635.74 | 7,464 | |

| | | | |
|-------------|-------------|------------------|-----------|
| - | - | - | |
| - | - | - | |
| 1,490.47 | 14,539.23 | 72,143 | |
| 216.00 | 200.63 | 551 | |
| 792.00 | - | 4,322 | |
| - | - | - | |
| 26,885.22 | 1,157.58 | 45,121 | |
| 1,440.00 | 4,321.37 | 33,607 | |
| 100.00 | 100.00 | 6,569 | |
| - | - | 2,047 | |
| - | - | - | |
| - | - | - | |
| 626.28 | 214.60 | 5,476 | |
| 48.80 | 208.70 | 8,631 | |
| 3,372.91 | 3,190.31 | 36,570 | |
| 20,104.67 | 19,775.10 | 209,027 | |
| 5,972.32 | 7,072.57 | 58,019 | |
| 6,935.46 | 8,205.20 | 89,963 | |
| - | - | 70 | |
| 38,584.10 | 41,784.66 | 671,078 | |
| - | - | - | |
| 1,364.34 | 1,250.65 | 19,084 | |
| - | - | - | |
| 5,950.48 | 7,774.01 | 88,242 | |
| - | - | - | |
| - | - | - | |
| 4,521.13 | 4,932.14 | 63,776 | |
| - | - | 14,292 | |
| 643.09 | 612.47 | 4,992 | |
| - | - | 326 | |
| 37,429.65 | 37,559.62 | 608,017 | |
| (9,678.12) | - | 287 | |
| - | - | - | |
| 621.88 | 435.33 | 12,955 | |
| - | - | - | |
| - | - | - | |
| - | - | - | |
| 12,114.04 | 1,583.09 | 14,276 | |
| - | - | - | 1,587,357 |
| 29,771.55 | 26,375.58 | 312,173 | |
| - | - | - | |
| 7,028.18 | 3,544.71 | 73,392 | |
| 62.88 | 1,100.00 | 3,417 | |
| 11,960.46 | 12,688.48 | 112,981 | |
| 2,275.40 | 3,724.64 | 32,360 | |
| 255.29 | 457.64 | 7,326 | |
| 7,468.96 | 17,885.95 | 95,755 | |
| 9,589.98 | 9,219.75 | 124,006 | |
| (22,960.00) | (26,376.00) | (259,311) | |
| - | - | 906 | |
| - | (860.68) | 6,459 | |
| - | - | 408 | |
| - | 255.29 | 255 | |
| - | - | - | |
| 18,905.78 | 18,057.87 | 146,480 | |

| | | |
|-------------------|-------------------|---------------------|
| 35,090.92 | 41,517.37 | 532,015 |
| 1,395.80 | 6,256.72 | 25,810 |
| 737.54 | 966.24 | 9,649 |
| 2,269.74 | 1,776.40 | 17,617 |
| 46,404.37 | 30,139.11 | 308,499 |
| 558,588.79 | 551,708.88 | 7,037,521.05 |
| 25,660.36 | 22,045.82 | 292,904 |
| 18,351.90 | 18,229.38 | 226,894 |
| 10,621.18 | 13,032.49 | 84,314 |
| 504.44 | 330.83 | 7,025 |
| 176.00 | 2,025.27 | 6,016 |
| 2,443.64 | 117.99 | 41,076 |
| 11,443.01 | 15,027.18 | 209,204 |
| 3,281.97 | 502.95 | 17,661 |
| - | - | - |
| - | - | - |
| - | - | - |
| 1,119.07 | 4,735.81 | 22,581 |
| - | - | - |
| 4,384.25 | 6,319.91 | 63,880 |
| - | - | - |
| 2,224.21 | 858.30 | 30,337 |
| 5,725.90 | 6,035.32 | 112,184 |
| - | - | 4,331 |
| - | - | 146 |
| 410.32 | 4,170.88 | 12,121 |
| 4,480.84 | 128.28 | 44,098 |
| - | - | - |
| - | - | - |
| 4,487.82 | 1,367.61 | 11,789 |
| - | - | 1,904 |
| - | - | 13,822 |
| - | - | 420 |
| - | - | 266 |
| - | - | 3,369 |
| - | - | - |
| - | - | - |
| - | 148.00 | 3,724 |
| - | - | 78 |
| - | - | - |
| - | - | - |
| - | - | - |
| 6,090.97 | 8,917.25 | 104,686 |
| 19,358.63 | 21,641.58 | 206,144 |
| - | - | - |
| - | - | - |
| - | - | 1,565 |
| - | - | - |
| (50,718.50) | (52,605.00) | (712,936) |
| (5,838.00) | (6,787.50) | (50,300) |
| (282.00) | - | (8,671) |
| - | (1,631.35) | (1,963) |
| 4,112.50 | 1,874.10 | 31,896 |
| 70,878.99 | 32,139.42 | 393,784 |
| 8,277.85 | 20,412.79 | 296,980 |

| | | |
|-------------------|-------------------|---------------------|
| 1,156.54 | 807.24 | 140,055 |
| 16,959.14 | 10,468.81 | 127,717 |
| - | - | - |
| - | - | - |
| - | - | - |
| 19,808.53 | (8,370.37) | (0) |
| - | - | - |
| 1,252.64 | (5,473.36) | - |
| 16.21 | 16.21 | 195 |
| 33,927.61 | 43,380.84 | 559,248 |
| - | - | - |
| 16,564.91 | 3,460.56 | 56,659 |
| - | - | - |
| - | - | 83 |
| 12,830.00 | 21,807.89 | 149,319 |
| - | - | 43,435 |
| 11,258.29 | 10,565.75 | 102,269 |
| - | - | - |
| - | - | - |
| 4,236.18 | 3,884.34 | 43,606 |
| - | - | - |
| 12,309.38 | 9,599.03 | 161,391 |
| - | - | - |
| 1,473.83 | 3,559.44 | 21,046 |
| - | - | - |
| 1,086.87 | 1,895.29 | 19,365 |
| 731.27 | 1,378.15 | 20,121 |
| 2,940.96 | 3,671.48 | 41,136 |
| 3,461.14 | 3,428.65 | 38,397 |
| 68,251.74 | 53,823.88 | 447,214 |
| 9,985.44 | 14,541.68 | 158,031 |
| - | - | - |
| 365,446.03 | 291,482.82 | 3,600,612.60 |
| 520.94 | 41.76 | 17,168 |
| 1,946.70 | 1,991.39 | 24,660 |
| - | - | 3,577 |
| 115,432.58 | 97,165.45 | 1,425,419 |
| (37,693.03) | (38,863.90) | (393,075) |
| 813.70 | 1,402.45 | 13,294 |
| 81,020.89 | 61,737.15 | 1,091,042.75 |
| - | - | - |
| 135.51 | - | 11,495 |
| 976.08 | 1,969.33 | 28,265 |
| - | - | - |
| - | - | - |
| - | - | - |
| - | - | - |
| - | - | - |
| - | - | - |
| - | - | - |
| 2,503.23 | 2,901.98 | 27,968 |
| 521.55 | 657.05 | 9,548 |

| | | |
|-------------|--------------|--------------|
| - | - | - |
| 30,443.37 | 25,635.92 | 313,562 |
| - | - | - |
| 142.44 | 2,664.19 | 37,433 |
| - | - | 3,207 |
| 121,299.30 | 109,513.09 | 1,356,839 |
| - | - | - |
| (61.00) | 12,929.14 | 37,625 |
| 155,960.48 | 156,270.70 | 1,825,943.55 |
| - | - | - |
| 17,276.89 | 16,650.40 | 200,305 |
| - | - | - |
| 70,695.19 | 60,727.75 | 761,030 |
| - | - | - |
| 15,862.87 | 14,972.16 | 134,879 |
| - | - | - |
| 49,069.67 | 47,251.02 | 550,542 |
| - | - | - |
| 1,587.25 | 3,369.67 | 28,554 |
| 203.57 | 134.12 | 702 |
| - | - | 142 |
| 149.89 | 138.32 | 1,887 |
| - | - | 592 |
| 3,408.37 | 3,693.32 | 55,303 |
| - | - | - |
| - | - | - |
| - | - | - |
| - | - | - |
| 27,500.00 | 27,500.00 | 330,000 |
| - | - | - |
| - | - | - |
| 3,827.75 | 4,304.99 | 53,644 |
| 693.08 | 2,166.24 | 16,861 |
| (2,276.90) | (1,094.43) | (17,226) |
| (66,159.31) | (80,566.97) | (1,007,102) |
| 24,398.74 | 4,957.69 | 358,879 |
| 59,449.66 | 61,024.31 | 660,286 |
| 525.27 | 525.27 | 6,303 |
| - | - | - |
| 134,192.75 | (166,113.25) | 1,310,007 |
| 24,022.21 | 29,986.25 | 311,236 |
| - | - | - |
| 31,806.75 | 145,876.10 | 495,750 |
| 6,834.75 | - | 7,085 |
| 166,994.16 | 137,746.00 | 2,066,445 |
| - | 11,750.00 | 23,375 |
| 20,460.90 | 19,941.88 | 232,819 |
| 3,415.28 | 3,417.28 | 39,832 |
| - | - | - |
| 200.00 | 1,002.48 | 5,004 |
| - | 13.98 | 572 |
| - | 3,597.92 | 13,109 |
| 220.00 | 322.00 | 4,541 |
| - | - | 868 |
| 1,488.00 | - | 15,750 |

| | | |
|--------------|--------------|---------------|
| 11,776.50 | 3,060.37 | 40,641 |
| - | 8,291.00 | 73,776 |
| 929.00 | 15,045.00 | 176,174 |
| 2,944.07 | 4,583.59 | 33,462 |
| 2,261.24 | 2,216.23 | 28,855 |
| 966.67 | 1,187.67 | 13,842 |
| 132.06 | (12.06) | 2,616 |
| 369.00 | 419.27 | 23,330 |
| 214.25 | 450.00 | 16,876 |
| - | - | - |
| - | - | 1,600 |
| 3,094.13 | 12,103.05 | 100,960 |
| - | - | - |
| - | - | - |
| - | - | - |
| - | - | - |
| 618,533.71 | 400,638.62 | 7,174,105.66 |
| 56,379.54 | 50,312.17 | 664,470 |
| - | - | (2,751) |
| 125.86 | 80.82 | 508 |
| - | - | - |
| - | - | - |
| - | - | - |
| 1,884.00 | 1,881.07 | 19,932 |
| 1,824.58 | 2,375.54 | 29,670 |
| 53,295.82 | 53,681.63 | 631,925 |
| 113,509.80 | 108,331.23 | 1,343,754.36 |
| 23,430.00 | (10,984.00) | 254,469 |
| (316,264.00) | (271,871.00) | (3,865,532) |
| - | - | - |
| - | - | - |
| 1,600,225.70 | 1,287,314.40 | 18,461,916.97 |
| 530,193.34 | 579,169.15 | 6,350,263 |
| (849.62) | (849.62) | (10,195) |
| (1,402.51) | (1,402.52) | (16,830) |
| 527,941.21 | 576,917.01 | 6,323,236.91 |
| - | - | - |
| (70,585.81) | (73,764.09) | (848,722) |
| (70,585.81) | (73,764.09) | (848,721.68) |
| - | - | - |
| 12,217.11 | 12,430.58 | 158,238 |
| 170,487.24 | 170,487.24 | 2,040,832 |
| 182,704.35 | 182,917.82 | 2,199,069.71 |
| - | - | - |
| (5,273.67) | (5,273.67) | (63,284) |
| - | - | - |
| - | - | - |
| - | - | - |
| - | - | - |
| 356,197.88 | 352,556.82 | 4,001,047 |
| 13,659.18 | 13,587.07 | 150,774 |

| | | |
|---------------------|---------------------|----------------------|
| 54,756.16 | 54,020.57 | 631,479 |
| 120.25 | 1,364.51 | 6,590 |
| 265.83 | 2,556.33 | 24,809 |
| - | - | 856 |
| - | 99,913.27 | 100,308 |
| - | - | 259 |
| 424,999.30 | 523,998.57 | 4,916,123.53 |
| | | - |
| 27,747.51 | (864,084.57) | - |
| 11,022.85 | (343,262.20) | (0) |
| - | - | - |
| - | 817,063.00 | 817,063 |
| - | 244,743.00 | 244,743 |
| - | - | - |
| - | - | - |
| (2,753.00) | (2,753.00) | (33,036) |
| 36,017.36 | (148,293.77) | 1,028,770.00 |
| | | - |
| 2,696,028.44 | 2,343,816.27 | 32,017,111.40 |
| | | - |
| 404,468.69 | (100,228.09) | 7,819,544.88 |
| | | - |
| | | - |
| 17,500.00 | - | - |
| - | - | - |
| - | - | - |
| (17,500.00) | - | - |
| | | - |
| - | - | - |
| - | - | - |
| - | - | - |
| 390,030.36 | 401,533.01 | 4,671,781 |
| (94,898.59) | 21,933.74 | (61,931) |
| - | - | - |
| 257,314.92 | 257,314.92 | 3,090,166 |
| - | - | - |
| - | - | - |
| (13,414.09) | (13,414.09) | (160,503) |
| (88,713.18) | (105,898.25) | (468,813) |
| - | - | - |
| 450,319.42 | 561,469.33 | 7,070,699.74 |
| (63,350.73) | (661,697.42) | 748,845.14 |
| 1,410,542.56 | 748,845.14 | |

Pennichuck Water Works, Inc.
Balance Sheet
January - December 2022

| | | | | 12 | 1 | 2 | 3 | 4 | 5 | 6 | 7 |
|-------------------|-----|------|--------------------------------|---------------------|---------------------|---------------------|---------------------|---------------------|---------------------|---------------------|---------------------|
| | | | | Dec-21 | Jan-22 | Feb-22 | Mar-22 | Apr-22 | May-22 | Jun-22 | Jul-22 |
| Assets | | | | | | | | | | | |
| Land | | | | | | | | | | | |
| 303100 | 001 | 2000 | LAND: POWDER HILL | 934,502.70 | 934,502.70 | 934,502.70 | 934,502.70 | 934,502.70 | 934,502.70 | 934,502.70 | 934,502.70 |
| 303150 | 001 | 2000 | LAND - TINKER RD (SANDERSON) | - | - | - | - | - | - | - | - |
| 303200 | 001 | 2000 | SOURCE OF SUPPLY & WATER RIGHT | - | - | - | - | - | - | - | - |
| 303201 | 001 | 2000 | SOURCE/SUPPLY WATER RIGHTS:BED | - | - | - | - | - | - | - | - |
| 303240 | 001 | 2000 | EASEMENTS: ENGLISH WOODS | - | - | - | - | - | - | - | - |
| 303250 | 001 | 2000 | EASEMENTS: AUTUMN WOODS | - | - | - | - | - | - | - | - |
| 303300 | 001 | 2000 | EASEMENTS | 228,178.93 | 228,178.93 | 228,178.93 | 228,178.93 | 228,178.93 | 228,178.93 | 228,178.93 | 228,958.93 |
| 303400 | 001 | 2000 | TRANSMISSION SYSTEM LAND | - | - | - | - | - | - | - | - |
| 303500 | 001 | 2000 | DISTRIB RESER & STANDPIPE LAND | - | - | - | - | - | - | - | - |
| 303501 | 001 | 2000 | ASHLEY CMNS INTER WATER RIGHTS | 552,513.16 | 552,513.16 | 552,513.16 | 552,513.16 | 552,513.16 | 552,513.16 | 552,513.16 | 552,513.16 |
| 303550 | 001 | 2000 | DREW WOODS INTER WATER RIGHTS | 688,358.24 | 688,358.24 | 688,358.24 | 688,358.24 | 688,358.24 | 688,358.24 | 688,358.24 | 688,358.24 |
| 303600 | 001 | 2000 | DISTRIB SYS LAND & RIGHTS/WAY | - | - | - | - | - | - | - | - |
| 303650 | 001 | 2000 | DIST SYS LAND & RIGHTS:SHGN WD | - | - | - | - | - | - | - | - |
| 303700 | 001 | 2000 | GENERAL AND MISCELLANEOUS LAND | - | - | - | - | - | - | - | - |
| | | | | 2,403,553.03 | 2,403,553.03 | 2,403,553.03 | 2,403,553.03 | 2,403,553.03 | 2,403,553.03 | 2,403,553.03 | 2,404,333.03 |
| Structures | | | | | | | | | | | |
| 304100 | 001 | 2000 | SOURCE OF SUPPLY STRUCTURES | 4,843,997.59 | 4,843,997.59 | 4,843,997.59 | 4,844,140.53 | 4,844,140.53 | 4,844,140.53 | 3,872,198.94 | 3,872,198.94 |
| 304101 | 001 | 2000 | SOURCE/SUPPLY STRUCT-BON TERR | - | - | - | - | - | - | - | - |
| 304102 | 001 | 2000 | S/S STRUCTURES: CIAC | 404,000.00 | 404,000.00 | 404,000.00 | 404,000.00 | 404,000.00 | 404,000.00 | 404,000.00 | 404,000.00 |
| 304103 | 001 | 2000 | SOURCE/SUPPLY STRUCTS: AVD | - | - | - | - | - | - | - | - |
| 304150 | 001 | 2000 | S/S STRUCTS: MERR RIVER STA | - | - | - | - | - | - | - | - |
| 304155 | 001 | 2000 | SOURCE/SUPPLY STRUCTS: AUTUMN | - | - | - | - | - | - | - | - |
| 304200 | 001 | 2000 | POWER & PUMPING STRUCTURES | 3,499,067.24 | 3,499,067.24 | 3,499,067.24 | 3,503,015.07 | 3,503,015.07 | 3,503,015.07 | 3,503,015.07 | 3,503,015.07 |
| 304201 | 001 | 2000 | HEATING SYSTEM | - | - | - | - | - | - | - | - |
| 304204 | 001 | 2000 | POWER & PUMP STRUCT:ENG WDS | - | - | - | - | - | - | - | - |
| 304210 | 001 | 2000 | STRUCT & IMPROVEMENTS: ROOFING | 25,289.68 | 25,289.68 | 25,289.68 | 25,289.68 | 25,289.68 | 25,289.68 | 25,289.68 | 25,289.68 |
| 304250 | 001 | 2000 | S/S STRUCTS:VALLEYFIELD | - | - | - | - | - | - | - | - |
| 304265 | 001 | 2000 | POWER & PUMP STRUCT-SOUHEGN WD | - | - | - | - | - | - | - | - |
| 304300 | 001 | 2000 | PURIFICATION SYSTEM STRUCTURES | - | - | - | - | - | - | - | - |
| 304500 | 001 | 2000 | DISTRIBUTION RESERVOIRS | 3,772.19 | 3,772.19 | 3,772.19 | 3,772.19 | 3,772.19 | 3,772.19 | 3,772.19 | 3,772.19 |
| 304550 | 001 | 2000 | BOOSTER STATIONS | 2,945,533.84 | 2,945,533.84 | 2,945,533.84 | 2,946,105.59 | 2,946,105.59 | 2,946,105.59 | 2,923,887.95 | 2,923,887.95 |
| 304551 | 001 | 2000 | BOOSTER STATIONS: CIAC | 65,787.00 | 65,787.00 | 65,787.00 | 65,787.00 | 65,787.00 | 65,787.00 | 65,787.00 | 65,787.00 |
| 304555 | 001 | 2000 | BOOSTER STATIONS: AUTUMN WOODS | - | - | - | - | - | - | - | - |
| 304557 | 001 | 2000 | BOOSTER STATIONS - GREAT BAY | - | - | - | - | - | - | - | - |
| 304670 | 001 | 2000 | BOOSTER STATIONS: DONALD ST | - | - | - | - | - | - | - | - |
| 304700 | 001 | 2000 | GENERAL & MISC STRUCTURES | 316,409.86 | 316,409.86 | 316,409.86 | 316,600.44 | 316,600.44 | 316,600.44 | 316,600.44 | 328,053.44 |
| 304701 | 001 | 2000 | NEW OFFICE AT YARD | 7,449,164.44 | 7,449,164.44 | 7,449,164.44 | 7,449,164.44 | 7,449,164.44 | 7,449,164.44 | 7,449,164.44 | 7,449,164.44 |
| 304750 | 001 | 2000 | WILL STREET EXPANSION | 20,460.19 | 20,460.19 | 20,460.19 | 20,460.19 | 20,460.19 | 20,460.19 | 20,460.19 | 20,460.19 |
| 304757 | 001 | 2000 | GEN & MISC STRUCTS:GREENFIELD | - | - | - | - | - | - | - | - |
| 304800 | 001 | 2000 | WATER TREATMENT STRUCTURES | 24,450,102.22 | 24,450,102.22 | 24,450,102.22 | 24,450,279.19 | 24,450,279.19 | 24,450,279.19 | 24,450,279.19 | 24,450,279.19 |
| 304950 | 001 | 2000 | MANCHESTER ST LEASEHOLD IMPRV | 387,272.05 | 387,272.05 | 387,272.05 | 387,272.05 | 387,272.05 | 387,272.05 | 387,272.05 | 387,272.05 |
| 304951 | 001 | 2000 | LH IMPROV-HECOPIII FITUP ALLOW | - | - | - | - | - | - | - | - |
| 305000 | 001 | 2000 | COLCT & IMPOUNDING RESERVOIRS | 4,983,156.52 | 4,983,156.52 | 4,983,156.52 | 4,983,156.52 | 4,983,156.52 | 4,983,156.52 | 4,983,156.52 | 4,983,156.52 |
| 305110 | 001 | 2000 | SOURCE/SUPPLY STRUCT: HOLT DAM | - | - | - | - | - | - | - | - |
| 305120 | 001 | 2000 | SOURCE/SPPLY STRUCT:BOWERS DAM | - | - | - | - | - | - | - | - |
| 305130 | 001 | 2000 | SOURCE/SPPLY STRCT: HARRIS DAM | - | - | - | - | - | - | - | - |
| 305140 | 001 | 2000 | SOURCE/SUPPLY STRCT:SUPPLY PND | - | - | - | - | - | - | - | - |
| 305145 | 001 | 2000 | SRCE/SPPLY STRCT:URBAN RUNOFF | - | - | - | - | - | - | - | - |
| 306000 | 001 | 2000 | LAKE,RIVER, OTHER INTAKES: S/S | 6,922,599.07 | 6,922,599.07 | 6,922,599.07 | 6,925,777.75 | 6,925,777.75 | 6,925,777.75 | 6,925,777.75 | 6,925,777.75 |

| | | | | | | | | | | | |
|--------|-----|------|---------------------------------|----------------------|----------------------|----------------------|----------------------|----------------------|----------------------|----------------------|----------------------|
| 307100 | 001 | 2000 | WELLS & SPRINGS - PWW | 1,190,259.55 | 1,190,259.55 | 1,190,259.55 | 1,190,259.55 | 1,190,259.55 | 1,190,259.55 | 1,190,259.55 | 1,190,259.55 |
| 307210 | 001 | 2000 | WELL PUMPS & PIPING | 239,965.72 | 239,965.72 | 239,965.72 | 240,156.30 | 240,156.30 | 240,156.30 | 245,031.25 | 249,385.96 |
| 307250 | 001 | 2000 | WELLS & SPRINGS-BADGER HILL | - | - | - | - | - | - | - | - |
| 307251 | 001 | 2000 | WELLS & SPRINGS - VALLEYFIELD | - | - | - | - | - | - | - | - |
| 308200 | 001 | 2000 | INFILT GALLERIES & TUNNELS: S/S | 1,543.33 | 1,543.33 | 1,543.33 | 1,543.33 | 1,543.33 | 1,543.33 | 1,543.33 | 1,543.33 |
| 309200 | 001 | 2000 | SUPPLY MAINS-SOURCE OF SUPPLY | 3,781,114.53 | 3,781,114.53 | 3,781,114.53 | 3,781,386.79 | 3,781,386.79 | 3,781,386.79 | 3,781,386.79 | 3,781,386.79 |
| | | | | 61,529,495.02 | 61,529,495.02 | 61,529,495.02 | 61,538,166.61 | 61,538,166.61 | 61,538,166.61 | 60,548,882.33 | 60,564,690.04 |

Equipment

| | | | | | | | | | | | |
|-----------|-----|------|---------------------------------------|----------------------|----------------------|----------------------|----------------------|----------------------|----------------------|----------------------|----------------------|
| 0000:3101 | 001 | 2000 | POWER GENERATION EQUIPMENT | 1,384,381.53 | 1,384,381.53 | 1,384,381.53 | 1,384,803.54 | 1,384,803.54 | 1,384,803.54 | 1,384,803.54 | 1,384,803.54 |
| 311200 | 001 | 2000 | ELECTRIC PUMPING EQUIPMENT | 5,633,605.22 | 5,633,605.22 | 5,633,605.22 | 5,634,020.42 | 5,634,020.42 | 5,634,020.42 | 5,634,020.42 | 5,634,020.42 |
| 311201 | 001 | 2000 | ELECTRIC PUMP EQUIP - BON TERR | - | - | - | - | - | - | - | - |
| 311202 | 001 | 2000 | ELECTRIC PUMP EQUIP: MERR RIV | - | - | - | - | - | - | - | - |
| 311203 | 001 | 2000 | ELECTRIC PUMP EQUIP: TAYLOR FL | - | - | - | - | - | - | - | - |
| 311205 | 001 | 2000 | ELECTRIC PUMPING EQUIP: AUTUMN | - | - | - | - | - | - | - | - |
| 311207 | 001 | 2000 | ELECTRIC PUMP EQUIP: GREAT BAY | - | - | - | - | - | - | - | - |
| 311210 | 001 | 2000 | ELECTRIC PUMPING EQUIP: PUMPS | 1,110,159.29 | 1,115,254.19 | 1,118,309.09 | 1,124,401.00 | 1,132,550.80 | 1,135,095.70 | 1,135,095.70 | 1,142,230.60 |
| 311220 | 001 | 2000 | ELECTRIC PUMPING EQUIP: METERS | 6,047.12 | 6,047.12 | 6,047.12 | 6,047.12 | 6,047.12 | 6,047.12 | 6,047.12 | 6,047.12 |
| 311230 | 001 | 2000 | ELECTRIC PUMPING EQUIP-CHEMICAL PUMPS | 17,059.82 | 17,059.82 | 17,059.82 | 17,168.73 | 17,168.73 | 18,168.32 | 16,371.99 | 26,687.40 |
| 311250 | 001 | 2000 | ELEC PUMPING EQUIP-VALLEYFIELD | - | - | - | - | - | - | - | - |
| 311265 | 001 | 2000 | ELEC PUMP EQUIP - SOUHEGAN WDS | - | - | - | - | - | - | - | - |
| 311300 | 001 | 2000 | DIESEL PUMPING EQUIPMENT | - | - | - | - | - | - | - | - |
| 311400 | 001 | 2000 | HYDRAULIC PUMPING EQUIPMENT | 15,857.20 | 15,857.20 | 15,857.20 | 15,857.20 | 15,857.20 | 15,857.20 | 15,857.20 | 15,857.20 |
| 311500 | 001 | 2000 | NATURAL GAS PUMPING EQUIPMENT | 248,484.33 | 248,484.33 | 248,484.33 | 248,484.33 | 248,484.33 | 248,484.33 | 248,484.33 | 248,484.33 |
| 311600 | 001 | 2000 | OTHER POWER PUMPING EQUIPMENT | 54,759.15 | 54,759.15 | 54,759.15 | 54,759.15 | 54,759.15 | 54,759.15 | 54,759.15 | 54,759.15 |
| 311603 | 001 | 2000 | OTHER PWR & PUMP EQUIP-POWDER | - | - | - | - | - | - | - | - |
| 311605 | 001 | 2000 | OTHER PWR & PUMP EQUIP-AUTUMN | - | - | - | - | - | - | - | - |
| 311607 | 001 | 2000 | OTHER PWR & PUMP EQUIP-GRT BAY | - | - | - | - | - | - | - | - |
| 320000 | 001 | 2000 | PURIFICATION SYSTEM EQUIPMENT | 742,341.49 | 742,341.49 | 742,341.49 | 742,552.49 | 742,552.49 | 742,552.49 | 742,552.49 | 742,552.49 |
| 320005 | 001 | 2000 | PURIFICATION SYS EQUIP-AUTUMN | - | - | - | - | - | - | - | - |
| 320006 | 001 | 2000 | PURIF SYS EQUIP-SOUHEGAN WOODS | - | - | - | - | - | - | - | - |
| 320007 | 001 | 2000 | PURIFICATION SYS EQUIP-BT | - | - | - | - | - | - | - | - |
| 320008 | 001 | 2000 | PURIF SYS EQUIP: SWEET HILL | - | - | - | - | - | - | - | - |
| 320017 | 001 | 2000 | PURIFICATION EQUIP: GREAT BAY | - | - | - | - | - | - | - | - |
| 320100 | 001 | 2000 | OTHER PRODUCTION EQUIPMENT | 76,495.62 | 76,495.62 | 76,495.62 | 76,495.62 | 76,495.62 | 76,495.62 | 76,495.62 | 76,495.62 |
| 320101 | 001 | 2000 | OTHER PRODUCTION EQUIP: CIAC | 13,500.00 | 13,500.00 | 13,500.00 | 13,500.00 | 13,500.00 | 13,500.00 | 13,500.00 | 13,500.00 |
| 320105 | 001 | 2000 | OTHER PROD EQUIP: AUTUMN WOODS | - | - | - | - | - | - | - | - |
| 320200 | 001 | 2000 | WATER TREATMENT EQUIPMENT | 15,955,229.61 | 15,955,229.61 | 15,955,229.61 | 15,955,256.84 | 15,955,256.84 | 15,955,256.84 | 15,955,256.84 | 15,961,348.38 |
| 320250 | 001 | 2000 | PURIF SYS EQUIP-VALLEYFIELD | - | - | - | - | - | - | - | - |
| 320310 | 001 | 2000 | WATER TREATMENT: FILTER MEDIA | 1,370,554.05 | 1,370,554.05 | 1,370,554.05 | 1,376,761.67 | 1,376,761.67 | 1,376,761.67 | 1,376,761.67 | 1,376,761.67 |
| 320360 | 001 | 2000 | OTHER PROD EQUIP: CABOT PRES | - | - | - | - | - | - | - | - |
| | | | | 26,628,474.43 | 26,633,569.33 | 26,636,624.23 | 26,650,108.11 | 26,658,257.91 | 26,661,802.40 | 26,660,006.07 | 26,683,547.92 |

Transmission & Distribution

| | | | | | | | | | | | |
|--------|-----|------|---------------------------------|---------------|---------------|---------------|---------------|---------------|---------------|---------------|---------------|
| 114100 | 001 | 2000 | AQUISITION ADJ - BON TERRAIN | (384,880.18) | (384,880.18) | (384,880.18) | (384,880.18) | (384,880.18) | (384,880.18) | (384,880.18) | (384,880.18) |
| 114101 | 001 | 2000 | ACQUISITION ADJ-SOUHEGAN WOODS | (460,025.00) | (460,025.00) | (460,025.00) | (460,025.00) | (460,025.00) | (460,025.00) | (460,025.00) | (460,025.00) |
| 115101 | 001 | 2000 | ACCUM AMORT: SOUHEGN WD ACQ ADJ | 391,854.31 | 393,256.82 | 394,659.33 | 396,061.85 | 397,464.37 | 398,866.88 | 400,269.40 | 401,671.91 |
| 115102 | 001 | 2000 | ACCUM AMORT: BON TERR ACQ ADJ | 242,488.79 | 243,338.41 | 244,188.03 | 245,037.65 | 245,887.27 | 246,736.89 | 247,586.51 | 248,436.13 |
| 330160 | 001 | 2000 | DISTRIBUTION RES: SHAKESPEARE | - | - | - | - | - | - | - | - |
| 330165 | 001 | 2000 | DISTRIBUTION RES: FIFIELD TANK | - | - | - | - | - | - | - | - |
| 330170 | 001 | 2000 | DISTRIBUTION RES: POWDER HILL | - | - | - | - | - | - | - | - |
| 330171 | 001 | 2000 | DISTRIBUTION RES: GREAT BAY | - | - | - | - | - | - | - | - |
| 330174 | 001 | 2000 | DISTRIBUTION RES: ENGLISH WOOD | - | - | - | - | - | - | - | - |
| 330500 | 001 | 2000 | DISTRIBUTION RESERVIORS | 12,090,084.97 | 12,090,084.97 | 12,090,084.97 | 12,090,084.97 | 12,090,084.97 | 11,114,488.24 | 11,107,002.25 | 11,224,659.15 |
| 331000 | 001 | 2000 | PAVEMENTS - GENERAL | 322,272.32 | 322,272.32 | 322,272.32 | 322,272.32 | 322,272.32 | 322,272.32 | 322,272.32 | 322,272.32 |
| 331001 | 001 | 2000 | PAVEMENTS - TRANS MAINS | 360,604.84 | 360,604.84 | 360,604.84 | 360,604.84 | 360,604.84 | 360,604.84 | 360,604.84 | 360,604.84 |
| 331002 | 001 | 2000 | PAVEMENTS - DIST MAINS | 5,961,528.08 | 5,961,528.08 | 5,961,528.08 | 5,962,821.33 | 5,962,821.33 | 5,962,821.33 | 5,962,821.33 | 5,962,821.33 |
| 331003 | 001 | 2000 | PAVEMENTS - GATE VALVES | 239,018.36 | 239,018.36 | 239,018.36 | 239,018.36 | 239,018.36 | 239,018.36 | 239,018.36 | 239,018.36 |

| | | | | | | | | | | | | |
|--------|-----|------|--------------------------------|---------------|---------------|---------------|---------------|---------------|---------------|---------------|---------------|---------------|
| 331100 | 001 | 2000 | TRANSMISSION MAINS | 13,075,686.45 | 13,075,686.45 | 13,075,686.45 | 13,075,686.45 | 13,075,686.45 | 13,075,686.45 | 13,075,686.45 | 13,075,686.45 | 13,075,686.45 |
| 331101 | 001 | 2000 | TRANS & DIST MAINS - BON TERR | 1,440,589.96 | 1,440,589.96 | 1,440,589.96 | 1,440,589.96 | 1,440,589.96 | 1,440,589.96 | 1,440,589.96 | 1,440,589.96 | 1,440,589.96 |
| 331102 | 001 | 2000 | T&D MAINS:DEV INST:BON TERRAIN | 531,932.04 | 531,932.04 | 531,932.04 | 531,932.04 | 531,932.04 | 531,932.04 | 531,932.04 | 531,932.04 | 531,932.04 |
| 331150 | 001 | 2000 | TRANS MAINS: DEVELOPER INSTALL | 235,507.36 | 235,507.36 | 235,507.36 | 235,507.36 | 235,507.36 | 235,507.36 | 235,507.36 | 235,507.36 | 235,507.36 |
| 331165 | 001 | 2000 | TRANS MAINS - SOUHEGAN WOODS | - | - | - | - | - | - | - | - | - |
| 331200 | 001 | 2000 | DISTRIBUTION MAINS - NEW | 45,506,770.73 | 45,506,770.73 | 45,506,770.73 | 45,523,240.18 | 45,523,240.18 | 45,523,240.18 | 45,523,240.18 | 45,523,240.18 | 45,949,835.62 |
| 331201 | 001 | 2000 | DISTRIBUTION SYSTEM EQUIPMENT | 122,253.28 | 122,253.28 | 122,253.28 | 122,253.28 | 122,253.28 | 122,253.28 | 122,253.28 | 122,253.28 | 122,253.28 |
| 331204 | 001 | 2000 | DISTRIBUTION MAINS: ENG WOODS | - | - | - | - | - | - | - | - | - |
| 331205 | 001 | 2000 | DISTRIBUTION MAINS: AUTUMN | - | - | - | - | - | - | - | - | - |
| 331206 | 001 | 2000 | DIST MAINS: SOUHEGAN WOODS | - | - | - | - | - | - | - | - | - |
| 331220 | 001 | 2000 | DIST MAINS IN LITTLE PND | - | - | - | - | - | - | - | - | - |
| 331250 | 001 | 2000 | DIST MAINS: GATE VALVES | 3,109,343.93 | 3,109,343.93 | 3,112,963.01 | 3,126,097.93 | 3,129,241.29 | 3,129,241.29 | 3,129,241.29 | 3,129,241.29 | 3,169,863.09 |
| 331251 | 001 | 2000 | GATES: 4" & UNDER - CORE | 49,003.13 | 49,003.13 | 49,003.13 | 49,084.81 | 49,084.81 | 49,084.81 | 49,084.81 | 49,084.81 | 49,084.81 |
| 331252 | 001 | 2000 | GATES: 4" & UNDER - COMM SYS | 26,478.68 | 26,478.68 | 26,478.68 | 26,499.10 | 26,499.10 | 26,499.10 | 26,499.10 | 26,499.10 | 26,499.10 |
| 331253 | 001 | 2000 | GATES: 6" & LARGER - CORE | 64,058.55 | 64,058.55 | 64,058.55 | 64,058.55 | 64,058.55 | 64,058.55 | 64,058.55 | 64,058.55 | 64,058.55 |
| 331254 | 001 | 2000 | GATES: 6" & LARGER - COMM SYS | 67,980.24 | 67,980.24 | 67,980.24 | 67,980.24 | 67,980.24 | 67,980.24 | 67,980.24 | 67,980.24 | 67,980.24 |
| 331256 | 001 | 2000 | DIST MAINS:GATE VALVES-DUNLAP | - | - | - | - | - | - | - | - | - |
| 331257 | 001 | 2000 | DIST MAINS:VALLEYFIELD | - | - | - | - | - | - | - | - | - |
| 331300 | 001 | 2000 | DIST MAINS: DEVELOPER INSTALL | 26,342,415.29 | 26,342,415.29 | 26,342,415.29 | 26,342,415.29 | 26,342,415.29 | 26,342,415.29 | 26,342,415.29 | 26,342,415.29 | 26,342,415.29 |
| 331305 | 001 | 2000 | DEV INST:DIST MAINS-LTLE POND | - | - | - | - | - | - | - | - | - |
| 331350 | 001 | 2000 | DIST MAINS: TAYLOR FALLS | - | - | - | - | - | - | - | - | - |
| 331360 | 001 | 2000 | DIST MAINS: CABOT PRESERVE | - | - | - | - | - | - | - | - | - |
| 331770 | 001 | 2000 | DISTRIBUTION MAINS - GREAT BAY | - | - | - | - | - | - | - | - | - |
| 333004 | 001 | 2000 | PAVEMENTS: SERVICES | 1,482,092.25 | 1,482,092.25 | 1,482,092.25 | 1,482,092.25 | 1,482,092.25 | 1,482,092.25 | 1,479,791.18 | 1,479,791.18 | 1,479,791.18 |
| 333100 | 001 | 2000 | NEW SERVICES | 4,805,138.54 | 4,805,138.54 | 4,805,138.54 | 4,805,463.35 | 4,805,463.35 | 4,820,151.35 | 4,821,212.83 | 4,834,921.63 | 4,834,921.63 |
| 333101 | 001 | 2000 | NEW SERVICES - BON TERRAIN | - | - | - | - | - | - | - | - | - |
| 333102 | 001 | 2000 | NEW SERV:DEV INSTALL:BON TERR | - | - | - | - | - | - | - | - | - |
| 333120 | 001 | 2000 | NEW SERVICES - POWDER HILL | - | - | - | - | - | - | - | - | - |
| 333122 | 001 | 2000 | NEW SERVICES - LITTLE POND | - | - | - | - | - | - | - | - | - |
| 333140 | 001 | 2000 | NEW SERVICES - ENGLISH WOODS | - | - | - | - | - | - | - | - | - |
| 333150 | 001 | 2000 | NEW SERVICES-VALLEYFIELD | - | - | - | - | - | - | - | - | - |
| 333165 | 001 | 2000 | NEW SERVICES - SOUHEGAN WOODS | - | - | - | - | - | - | - | - | - |
| 333200 | 001 | 2000 | RENEWED SERVICES | 3,867,166.58 | 3,867,166.58 | 3,874,149.83 | 3,886,824.00 | 3,891,000.71 | 3,894,295.02 | 3,900,677.41 | 3,953,739.50 | 3,953,739.50 |
| 333230 | 001 | 2000 | DEVELOPER INSTALLED SERV: CIAC | 7,261,375.47 | 7,286,536.57 | 7,286,536.57 | 7,313,631.66 | 7,338,618.43 | 7,359,359.05 | 7,389,475.32 | 7,404,248.22 | 7,404,248.22 |
| 333250 | 001 | 2000 | DEVELOPER INSTALLED SERV: PAID | 1,958,670.45 | 1,963,584.52 | 1,963,584.52 | 1,974,716.15 | 1,984,924.63 | 1,993,218.99 | 1,999,599.29 | 2,009,807.77 | 2,009,807.77 |
| 334000 | 001 | 2000 | METERING EQUIPMENT | 4,513,201.01 | 4,515,700.25 | 4,521,250.14 | 4,527,139.71 | 4,526,939.13 | 4,535,755.16 | 4,523,300.39 | 4,527,959.37 | 4,527,959.37 |
| 334001 | 001 | 2000 | NEW METERS - BON TERRAIN | - | - | - | - | - | - | - | - | - |
| 334100 | 001 | 2000 | RADIOS FOR METERING | 2,469,600.32 | 2,470,278.69 | 2,471,441.61 | 2,473,513.68 | 2,467,215.39 | 2,469,347.19 | 2,482,729.93 | 2,484,474.13 | 2,484,474.13 |
| 334220 | 001 | 2000 | NEW METERS - LITTLE POND | - | - | - | - | - | - | - | - | - |
| 334250 | 001 | 2000 | NEW METERS: BADGER HILL | - | - | - | - | - | - | - | - | - |
| 334360 | 001 | 2000 | NEW METERS - CABOT PRESERVE | - | - | - | - | - | - | - | - | - |
| 334370 | 001 | 2000 | NEW METERS: VALLEYFIELD | - | - | - | - | - | - | - | - | - |
| 334400 | 001 | 2000 | NEW METERS - ENGLISH WOODS | - | - | - | - | - | - | - | - | - |
| 334450 | 001 | 2000 | NEW METERS - BARTLETT COMMONS | - | - | - | - | - | - | - | - | - |
| 334500 | 001 | 2000 | NEW METERS - AUTUMN WOODS | - | - | - | - | - | - | - | - | - |
| 334570 | 001 | 2000 | NEW METERS: GREENFIELD FARMS | - | - | - | - | - | - | - | - | - |
| 334600 | 001 | 2000 | NEW METERS - DUNLAP WOODS | - | - | - | - | - | - | - | - | - |
| 334650 | 001 | 2000 | NEW METERS - SOUHEGAN WOODS | - | - | - | - | - | - | - | - | - |
| 334770 | 001 | 2000 | NEW METERS-GREAT BAY | - | - | - | - | - | - | - | - | - |
| 334890 | 001 | 2000 | NEW METERS: SWEET HILL | - | - | - | - | - | - | - | - | - |
| 334900 | 001 | 2000 | NEW METERS - ATHERTON COMMONS | - | - | - | - | - | - | - | - | - |
| 334920 | 001 | 2000 | NEW METERS: LAUREL WOODS | - | - | - | - | - | - | - | - | - |
| 334950 | 001 | 2000 | CONSTRUCTION METERS | 2,660.60 | 2,660.60 | 2,660.60 | 2,660.60 | 2,660.60 | 5,261.49 | 5,261.49 | 5,261.49 | 5,261.49 |
| 335000 | 001 | 2000 | FIRE PROT EQUIP: HYDRANTS | 3,163,769.40 | 3,163,769.40 | 3,163,769.40 | 3,164,729.13 | 3,164,729.13 | 3,164,729.13 | 3,164,729.13 | 3,164,729.13 | 3,171,175.42 |
| 335001 | 001 | 2000 | NEW HYDRANTS - BON TERRAIN | - | - | - | - | - | - | - | - | - |
| 335002 | 001 | 2000 | HYDRANTS:DEV INSTALL: BON TERR | - | - | - | - | - | - | - | - | - |

| | | | | | | | | | | | | |
|--------------------------------------|-----|------|---------------------------------|------------------------|------------------------|------------------------|------------------------|------------------------|------------------------|------------------------|------------------------|-------------------|
| 335005 | 001 | 2000 | PAVEMENTS: HYDRANTS | 100,205.95 | 100,205.95 | 100,205.95 | 100,205.95 | 100,205.95 | 100,205.95 | 100,205.95 | 100,205.95 | 100,205.95 |
| 335100 | 001 | 2000 | HYDRANTS: CIAC | 1,836,665.65 | 1,836,665.65 | 1,836,665.65 | 1,836,665.65 | 1,836,665.65 | 1,836,665.65 | 1,836,665.65 | 1,836,665.65 | 1,836,665.65 |
| 335200 | 001 | 2000 | NEW HYDRANTS: POWDER HILL | 900.00 | 900.00 | 900.00 | 900.00 | 900.00 | 900.00 | 900.00 | 900.00 | 900.00 |
| 335205 | 001 | 2000 | FIRE PROTECTION: AUTUMN | - | - | - | - | - | - | - | - | - |
| 335220 | 001 | 2000 | NEW HYDRANTS - LITTLE POND | - | - | - | - | - | - | - | - | - |
| 335650 | 001 | 2000 | NEW HYDRANTS - SOUHEGAN WOODS | - | - | - | - | - | - | - | - | - |
| 339000 | 001 | 2000 | OTHER TRANS/DIST EQUIPMENT | 30,352.30 | 30,352.30 | 30,352.30 | 30,352.30 | 30,352.30 | 30,352.30 | 30,352.30 | 30,352.30 | 30,352.30 |
| 339100 | 001 | 2000 | OTHER PLANT&MISC EQ-INTANGIBLE | 565.00 | 565.00 | 565.00 | 565.00 | 565.00 | 565.00 | 565.00 | 565.00 | 565.00 |
| 339200 | 001 | 2000 | OTHER PLANT & MISC EQ-S/S PUMP | 97,067.72 | 97,067.72 | 97,067.72 | 97,067.72 | 97,067.72 | 97,067.72 | 97,067.72 | 97,067.72 | 97,067.72 |
| 339300 | 001 | 2000 | OTHER PLANT & MISC EQUIP -WTP | 295,946.98 | 295,946.98 | 295,946.98 | 295,946.98 | 295,946.98 | 295,946.98 | 295,946.98 | 295,946.98 | 295,946.98 |
| 339360 | 001 | 2000 | OTHER TRANS/DIST EQUIP: CABOT | - | - | - | - | - | - | - | - | - |
| 339500 | 001 | 2000 | OTHER TRANS/DIST EQUIP: AUTUMN | - | - | - | - | - | - | - | - | - |
| 339650 | 001 | 2000 | OTHER TRANS/DIST EQUIP: SOUHEG | - | - | - | - | - | - | - | - | - |
| 339770 | 001 | 2000 | OTHER TRANS/DIST EQUIP: GRT BAY | - | - | - | - | - | - | - | - | - |
| | | | | 141,220,344.35 | 141,255,849.26 | 141,275,416.53 | 141,368,815.46 | 141,407,084.05 | 140,494,305.46 | 140,531,638.95 | 141,223,366.96 | |
| Miscellaneous Equipment | | | | | | | | | | | | |
| 340100 | 001 | 2000 | OFFICE EQUIPMENT | 677,695.98 | 677,695.98 | 677,695.98 | 677,695.98 | 677,695.98 | 677,695.98 | 677,695.98 | 677,695.98 | 677,695.98 |
| 341000 | 001 | 2000 | TRANSPORTATION EQUIPMENT | 3,940,517.96 | 3,940,517.96 | 3,940,517.96 | 3,924,562.94 | 3,924,562.94 | 3,924,562.94 | 3,924,562.94 | 3,963,983.60 | 3,963,983.60 |
| 343000 | 001 | 2000 | SHOP EQUIPMENT | 857,265.55 | 857,265.55 | 857,265.55 | 855,929.77 | 855,929.77 | 855,929.77 | 855,929.77 | 855,929.77 | 855,929.77 |
| 343001 | 001 | 2000 | SHOP EQUIP: BON TERRAIN | - | - | - | - | - | - | - | - | - |
| 344000 | 001 | 2000 | LABORATORY EQUIPMENT | 187,085.19 | 187,085.19 | 187,085.19 | 186,087.04 | 186,087.04 | 186,087.04 | 186,087.04 | 186,087.04 | 190,326.84 |
| 345000 | 001 | 2000 | POWER OPERATED EQUIPMENT | 376,133.08 | 376,133.08 | 376,133.08 | 376,133.08 | 376,133.08 | 376,133.08 | 376,133.08 | 376,133.08 | 376,133.08 |
| 346000 | 001 | 2000 | COMMUNICATION EQUIPMENT | 1,066,386.62 | 1,066,386.62 | 1,066,386.62 | 1,066,413.85 | 1,066,413.85 | 1,066,413.85 | 1,062,724.10 | 1,062,724.10 | 1,062,724.10 |
| 346250 | 001 | 2000 | COMMUNICATION EQUIP: BADGER HL | - | - | - | - | - | - | - | - | - |
| 346500 | 001 | 2000 | COMMUNICATION EQUIP: AUTUMN WD | - | - | - | - | - | - | - | - | - |
| 346650 | 001 | 2000 | COMMUNICATION EQUIP-SOUHEGN WD | - | - | - | - | - | - | - | - | - |
| 346770 | 001 | 2000 | COMMUNICATION EQUIP: GREAT BAY | - | - | - | - | - | - | - | - | - |
| 347110 | 001 | 2000 | COMPUTER EQUIP-HRDWARE/SFTWARE | 8,240,525.01 | 8,240,525.01 | 8,240,525.01 | 8,248,984.26 | 8,248,984.26 | 8,255,600.85 | 8,281,406.10 | 8,286,403.85 | 8,286,403.85 |
| 348000 | 001 | 2000 | MISCELLANEOUS GENERAL EQUIP | 784,568.04 | 784,568.04 | 784,568.04 | 780,022.78 | 780,022.78 | 783,544.01 | 787,071.98 | 797,295.78 | 797,295.78 |
| 348001 | 001 | 2000 | MISC GENERAL EQUIP - BON TERR | - | - | - | - | - | - | - | - | - |
| | | | | 16,130,177.43 | 16,130,177.43 | 16,130,177.43 | 16,115,829.70 | 16,115,829.70 | 16,125,967.52 | 16,151,610.99 | 16,210,493.00 | |
| Intangible Plant | | | | | | | | | | | | |
| 301000 | 001 | 2000 | ORGANIZATION EXPENSE | 28,856.17 | 28,856.17 | 28,856.17 | 28,856.17 | 28,856.17 | 28,856.17 | 28,856.17 | 28,856.17 | 28,856.17 |
| 302000 | 001 | 2000 | FRANCHISES & CONSENTS | 229,132.31 | 229,132.31 | 229,132.31 | 229,132.31 | 229,132.31 | 229,132.31 | 229,132.31 | 229,132.31 | 229,132.31 |
| | | | | 257,988.48 | 257,988.48 | 257,988.48 | 257,988.48 | 257,988.48 | 257,988.48 | 257,988.48 | 257,988.48 | 257,988.48 |
| Total Plant in Service | | | | 248,170,032.74 | 248,210,632.55 | 248,233,254.72 | 248,334,461.39 | 248,380,879.78 | 247,481,783.50 | 246,553,679.85 | 247,344,419.43 | |
| Accumulated Depreciation | | | | | | | | | | | | |
| 108000 | 001 | 2000 | ACCUMULATED DEPRECIATION | (87,053,081.25) | (87,583,871.14) | (88,114,264.97) | (88,583,302.56) | (89,105,863.88) | (88,807,414.08) | (88,822,037.32) | (89,340,503.81) | (89,340,503.81) |
| 108001 | 001 | 2000 | ACCUM DEPREC: COST OF REMOVAL | 7,251,383.76 | 7,251,661.50 | 7,253,456.24 | 7,257,006.41 | 7,258,162.92 | 7,259,908.79 | 7,261,943.16 | 7,322,615.95 | 7,322,615.95 |
| 108002 | 001 | 2000 | ACCUMULATED DEPREC: GAIN/LOSS | 7,125,292.82 | 7,120,426.82 | 7,120,426.82 | 7,142,075.45 | 7,145,985.44 | 7,337,597.59 | 7,898,819.71 | 7,898,819.71 | 7,898,819.71 |
| 108100 | 001 | 2000 | THEORETICAL DEP REERVE-2007 | 3,531,600.00 | 3,531,600.00 | 3,531,600.00 | 3,531,600.00 | 3,531,600.00 | 3,531,600.00 | 3,531,600.00 | 3,531,600.00 | 3,531,600.00 |
| | | | | (69,144,804.67) | (69,680,182.82) | (70,208,781.91) | (70,652,620.70) | (71,170,115.52) | (70,678,307.70) | (70,129,674.45) | (70,587,468.15) | |
| Net Plant in Service | | | | 179,025,228.07 | 178,530,449.73 | 178,024,472.81 | 177,681,840.69 | 177,210,764.26 | 176,803,475.80 | 176,424,005.40 | 176,756,951.28 | |
| Construction Work in Progress | | | | | | | | | | | | |
| 105111 | 001 | 2000 | CWIP: LABOR CLEARING | (10,026.23) | (10,026.23) | (9,853.40) | (10,026.29) | (10,026.30) | (10,026.30) | (10,026.31) | (10,026.38) | (10,026.38) |
| 105222 | 001 | 2000 | CWIP: CONTRACTOR CLEARING | 98,888.07 | 173,580.35 | 199,838.72 | 238,515.60 | 367,978.57 | 586,793.14 | 1,144,154.00 | 923,601.86 | 923,601.86 |
| 105333 | 001 | 2000 | CWIP: WTP EVAL & CAPITAL PLAN | 84.87 | 84.87 | 84.87 | 84.87 | 84.87 | 84.87 | 84.87 | 84.87 | 84.87 |
| 105444 | 001 | 2000 | CWIP: OPERATIONS BUILDING | 93,161.76 | 141,968.30 | 192,153.22 | 163,790.17 | 205,438.59 | 217,730.10 | 264,452.73 | 274,444.76 | 274,444.76 |
| | | | | 182,108.47 | 305,607.29 | 382,223.41 | 392,364.35 | 563,475.73 | 794,581.81 | 1,398,665.29 | 1,188,105.11 | |
| Total Plant | | | | 179,207,336.54 | 178,836,057.02 | 178,406,696.22 | 178,074,205.04 | 177,774,239.99 | 177,598,057.61 | 177,822,670.69 | 177,945,056.39 | |

Current Assets

Cash

| | | | | | | | | | | | |
|-----------|-----|------|--|----------------------|----------------------|---------------------|---------------------|---------------------|---------------------|---------------------|----------------------|
| 0110:1311 | 001 | 2000 | PETTY CASH: WTP | 2,000.00 | 2,000.02 | 2,000.01 | 2,000.00 | 2,000.00 | 2,000.01 | 2,000.00 | 2,000.00 |
| 131111 | 001 | 2000 | PETTY CASH: OPERATIONS | 2,000.00 | 2,000.00 | 2,000.00 | 2,000.00 | 2,000.00 | 2,000.00 | 2,000.00 | 2,000.00 |
| 131112 | 001 | 2000 | PETTY CASH: OFFICE | 2,000.00 | 2,000.00 | 2,000.00 | 2,000.00 | 2,000.00 | 2,000.00 | 2,000.00 | 2,000.00 |
| 131115 | 001 | 2000 | PETTY CASH : ENGINEERING | - | - | - | - | - | - | - | - |
| 131125 | 001 | 2000 | CASH-PAYROLL RBS CITIZENS BANK | - | - | - | - | - | - | - | - |
| 131120 | 001 | 2000 | CASH-BANK OF AMERICA: PWW | - | - | - | - | - | - | - | - |
| 131140 | 001 | 2000 | CASH - TD BANK | - | - | - | - | - | - | - | - |
| 131230 | 001 | 2000 | CASH PAYROLL - TD BANK | - | - | - | - | - | - | - | - |
| 131350 | 001 | 2000 | RESTRICTED CASH - RSF TD BANK | 1,071,270.92 | 579,246.73 | 483,090.84 | 425,387.82 | 280,943.67 | 159,841.87 | 521,825.03 | 786,269.89 |
| 131360 | 001 | 2000 | RESTRICTED CASH - 2014 BOND PROJECT FUND | 216,312.50 | - | - | - | - | - | - | - |
| 131361 | 001 | 2000 | RESTRICTED CASH - BOND REFUND ESCROW FUND | - | - | - | - | - | - | - | - |
| 131370 | 001 | 2000 | RESTRICTED CASH - 2015 BOND PROJECT FUND | - | - | - | - | - | - | - | - |
| 131371 | 001 | 2000 | RESTRICTED CASH - 2015 BOND FUND ESCROW FUND | - | - | - | - | - | - | - | - |
| 131375 | 001 | 2000 | DSRR 1.0 RSF | 2,062,056.17 | 514,996.27 | 669,765.27 | 460,163.45 | 1,018,191.85 | 946,389.08 | 1,195,385.28 | 1,786,861.35 |
| 131380 | 001 | 2000 | MOERR RSF | 3,162,068.06 | 2,613,423.06 | 2,671,375.19 | 2,369,763.87 | 2,361,901.08 | 2,868,120.10 | 2,644,409.90 | 3,149,652.33 |
| 131385 | 001 | 2000 | MOERR | 3,324,121.06 | 3,153,687.82 | 2,855,226.92 | 2,953,489.76 | 2,625,240.99 | 2,908,156.68 | 1,769,006.49 | 2,060,078.31 |
| 131390 | 001 | 2000 | DSRR 1.0 | 1,922,674.03 | 2,846,723.41 | 1,978,589.76 | 767,547.13 | 1,603,711.79 | 2,133,505.03 | 2,639,536.80 | 3,041,731.07 |
| 131372 | 001 | 2000 | RESTRICTED CASH-2018 BOND PROJECT FUND | - | - | - | - | - | - | - | - |
| 131373 | 001 | 2000 | RESTRICTED CASH-2019 BOND PROJECT FUND | - | - | - | - | - | 5,224.84 | 5,224.84 | 5,224.84 |
| 131374 | 001 | 2000 | RESTRICTED CASH-2020 BOND PROJECT FUND | 5,474.84 | 5,474.84 | 5,474.84 | 5,474.84 | 5,474.84 | - | - | - |
| 131376 | 001 | 2000 | RESTRICTED CASH-2020C BOND PROJECT FUND | 18,236.29 | 18,236.29 | 18,236.29 | 18,236.29 | 18,236.29 | 16,977.03 | 16,977.03 | 16,977.03 |
| 131377 | 001 | 2000 | RESTRICTED CASH-2021 BOND PROJECT FUND | 14,562.16 | 14,562.16 | 14,562.16 | 14,562.16 | 14,562.16 | 14,562.16 | 14,562.16 | 14,562.16 |
| 131378 | 001 | 2000 | RESTRICTED CASH-2022 BOND PROJECT FUND | - | - | - | - | 4,577.68 | 4,577.68 | 4,577.68 | 4,577.68 |
| 135100 | 001 | 2000 | INVESTMENTS-BOND PROJECT FUND | - | - | - | - | - | - | - | - |
| 131395 | 001 | 2000 | DSRR 0.1 | 1,162,009.30 | 1,073,084.31 | 1,140,035.52 | 1,170,543.38 | 682,927.99 | 321,134.65 | 424,705.48 | 535,322.34 |
| 171360 | 001 | 2000 | ACCRUED INTEREST INCOME-2014 BOND PROJ FUND | - | - | - | - | - | - | - | - |
| 171370 | 001 | 2000 | ACCRUED INTEREST INCOME-2015 BOND PROJ FUND | - | - | - | - | - | - | - | - |
| 181360 | 001 | 2000 | DISCOUNT ON BONDS-2014 BOND PROJ FUND | - | - | - | - | - | - | - | - |
| 181370 | 001 | 2000 | DISCOUNT ON BONDS-2015 BOND PROJ FUND | - | - | - | - | - | - | - | - |
| 131300 | 001 | 2000 | RESTRICTED CASH - RSF | - | - | - | - | - | - | - | - |
| 131200 | 001 | 2000 | CASH-PAYROLL | - | - | - | - | - | - | - | - |
| | | | | 12,964,785.33 | 10,825,434.91 | 9,842,356.80 | 8,191,168.70 | 8,621,768.34 | 9,384,489.13 | 9,242,210.69 | 11,407,257.00 |

Accounts Receivable, Net

| | | | | | | | | | | | |
|--------|-----|------|--------------------------------|---------------------|---------------------|---------------------|---------------------|---------------------|---------------------|---------------------|---------------------|
| 141000 | 001 | 2000 | A/R: BILLED WATER REVENUE | - | - | - | - | - | - | - | - |
| 141150 | 001 | 2000 | A/R: BILLED WATER REVENUE | 2,012,157.56 | 2,466,776.71 | 2,645,882.80 | 2,292,128.27 | 2,704,491.67 | 2,330,858.91 | 2,358,383.65 | 3,963,607.31 |
| 141350 | 001 | 2000 | A/R: MVD REMOVAL GRANTS | - | - | - | - | - | - | - | - |
| 141100 | 001 | 2000 | | 20,910.02 | 20,136.06 | 30,265.30 | 40,381.78 | 11,169.50 | 23,650.66 | 16,151.14 | 25,359.86 |
| 141400 | 001 | 2000 | A/R: MISCELLANEOUS | 262,337.36 | 262,337.36 | 262,337.36 | 262,337.36 | 262,337.36 | 262,337.36 | 269,758.31 | 274,194.74 |
| 141450 | 001 | 2000 | A/R: MISC COMPUTERS | - | - | - | - | - | - | - | - |
| 142200 | 001 | 2000 | A/R: JOBBING | 35,023.04 | 37,172.59 | 31,501.13 | 29,293.82 | 30,354.18 | 37,987.19 | 42,178.50 | 35,107.83 |
| 143901 | 001 | 2000 | ALLOW FOR DOUBTFUL ACCTS-WATER | (21,845.43) | (25,027.84) | (25,000.00) | (25,043.38) | (25,000.00) | (25,000.00) | (25,000.00) | (25,000.00) |
| 143902 | 001 | 2000 | ALLOW FOR DOUBTFUL ACCTS-JOBNG | (14,319.12) | (14,319.12) | (14,319.12) | (18,711.96) | (18,711.96) | (18,711.96) | (22,330.55) | (22,330.55) |
| | | | | 2,294,263.43 | 2,747,075.76 | 2,930,667.47 | 2,580,385.89 | 2,964,640.75 | 2,611,122.16 | 2,639,141.05 | 4,250,939.19 |

Unbilled Revenue

| | | | | | | | | | | | |
|--------|-----|------|--|---------------------|---------------------|---------------------|---------------------|---------------------|---------------------|---------------------|---------------------|
| 173150 | 001 | 2000 | A/R: UNBILLED WATER REV-QRTL | - | - | - | - | - | - | - | - |
| 173151 | 001 | 2000 | A/R: UNBILLED WATER REV-MONTH | 2,339,467.00 | 2,039,515.00 | 2,048,946.00 | 2,228,297.00 | 1,832,880.00 | 2,308,731.00 | 3,074,709.00 | 3,016,120.00 |
| 173152 | 001 | 2000 | A/R: UNBLLD REVENUE-RECOUPMENT | 3,112,733.75 | 3,028,533.89 | 2,946,103.15 | 2,485,143.17 | 2,209,946.12 | 1,936,310.17 | 1,664,255.06 | 1,393,832.69 |
| 173153 | 001 | 2000 | A/R UNBILLED:RECOUP STEP INCR | - | - | - | - | - | - | - | - |
| 173154 | 001 | 2000 | A/R UNBILLED:RECOUP -2020 | - | - | - | - | 538,647.79 | 358,684.89 | 179,060.67 | 534.65 |
| 173155 | 001 | 2000 | A/R QCPAC UNBILLED RECOUPMENT - 2021 | - | - | - | - | - | - | - | - |
| 173156 | 001 | 2000 | A/R UNBILLED RECOUPMENT: MISCELLANEOUS | - | - | - | - | - | - | - | - |
| | | | | 5,452,200.75 | 5,068,048.89 | 4,995,049.15 | 4,713,440.17 | 4,581,473.91 | 4,603,726.06 | 4,918,024.73 | 4,410,487.34 |

Inventory & Supplies

| | | | | | | | | | | | |
|--------|-----|------|-----------------------------|------------|------------|------------|------------|------------|------------|------------|------------|
| 151100 | 001 | 2000 | INVENTORY: PIPES & FITTINGS | 379,296.70 | 385,718.41 | 376,185.67 | 412,447.10 | 416,165.27 | 426,143.72 | 406,801.01 | 403,157.62 |
|--------|-----|------|-----------------------------|------------|------------|------------|------------|------------|------------|------------|------------|

| | | | | | | | | | | | |
|--------|-----|------|-------------------------------------|----------------------|----------------------|----------------------|----------------------|----------------------|----------------------|----------------------|----------------------|
| 151101 | 001 | 2000 | INVENTORY: NEW METERS | 157,810.97 | 214,793.11 | 273,583.51 | 236,382.88 | 241,979.59 | 208,374.22 | 207,765.40 | 194,346.82 |
| 151150 | 001 | 2000 | INVENTORY: MISC T & D | 145.01 | 145.01 | 771.27 | 613.35 | 512.51 | 930.51 | 657.51 | 657.51 |
| 151200 | 001 | 2000 | INVENTORY: WTP SPARE PARTS | - | - | - | - | - | - | - | - |
| 151201 | 001 | 2000 | INVENTORY: WTP CHEMICALS | 211,050.31 | 222,400.42 | 219,656.81 | 233,449.15 | 273,993.07 | 294,391.14 | 370,386.96 | 395,709.86 |
| 151250 | 001 | 2000 | INVENTORY: FLEET/VEHICLES | (75.13) | (75.13) | (75.13) | (75.13) | (75.13) | (75.13) | (75.13) | (75.13) |
| 151300 | 001 | 2000 | INVENTORY:BACKUP GENERAT FUEL | 20,553.11 | 20,553.11 | 20,553.11 | 20,553.11 | 20,553.11 | 20,553.11 | 20,553.11 | 20,553.11 |
| 151600 | 001 | 2000 | INV: CUSTOMER HANDBOOK/FOLDER | - | - | - | - | - | - | - | - |
| 151615 | 001 | 2000 | INV: CUSTOMER BROCHURE/INSERTS | - | - | - | - | - | - | - | - |
| 151625 | 001 | 2000 | INVENTORY: CUST CONSERVATION | - | - | - | - | - | - | - | - |
| 151650 | 001 | 2000 | INVENTORY: BILLING & ACCTING | 15,975.90 | 14,574.24 | 12,879.81 | 11,195.11 | 9,510.41 | 19,663.89 | 17,585.85 | 15,536.33 |
| 151700 | 001 | 2000 | INVENTORY: POCKET FOLDERS | - | - | - | - | - | - | - | - |
| 151725 | 001 | 2000 | INVENTORY:EDUCATIONAL SUPPLIES | - | - | - | - | - | - | - | - |
| 151730 | 001 | 2000 | INVENTORY: CCR'S | - | - | - | - | - | - | - | - |
| 184200 | 001 | 2000 | INVENTORY-WIP | (53,681.60) | (90,028.04) | (13,418.48) | (49,455.24) | 15,553.37 | (26,557.89) | (108,569.27) | (124,592.00) |
| | | | | 760,015.82 | 768,081.13 | 890,136.57 | 865,110.33 | 978,192.20 | 943,423.57 | 915,105.44 | 905,294.12 |
| | | | Prepaid Expenses & Other | | | | | | | | |
| 162100 | 001 | 2000 | PREPAID INSURANCE | 1,724.06 | 8,146.38 | 102,272.47 | 68,902.62 | 142,559.51 | 150,689.51 | 158,819.47 | 99,522.36 |
| 162150 | 001 | 2000 | PREPAID COMPUTER CLASSES | - | - | - | - | - | - | - | - |
| 162200 | 001 | 2000 | PREPAID COMPUTER MAINTENANCE | 391,193.25 | 354,775.25 | 415,852.46 | 391,301.82 | 355,192.68 | 377,220.15 | 444,603.72 | 469,087.09 |
| 163310 | 001 | 2000 | PREPAID PROPERTY TAXES | 630,471.83 | 420,314.56 | 210,157.29 | - | - | - | 767,534.35 | 511,689.55 |
| 162350 | 001 | 2000 | PREPAID OFFICE EQUIPMENT | - | - | - | - | - | - | - | - |
| 162400 | 001 | 2000 | CLEARING ACCOUNT (DO NOT USE) | - | - | - | - | - | - | - | - |
| 162450 | 001 | 2000 | PREPAID HECOP III OFFICE LEASE | (0.44) | 27,500.00 | 27,500.00 | 27,500.00 | 27,500.00 | 27,500.00 | 27,500.00 | 27,500.00 |
| 162500 | 001 | 2000 | PREPAID POSTAGE | 32,000.00 | 32,000.00 | 32,000.00 | 32,000.00 | 32,000.00 | 32,000.00 | 32,000.00 | 32,000.00 |
| 162700 | 001 | 2000 | PREPAID EXPENSES | 45,465.59 | 41,142.56 | 73,101.94 | 304,378.82 | 312,308.42 | 328,217.28 | 320,693.41 | 301,035.90 |
| 162300 | 001 | 2000 | PREPAID TAXES | - | - | - | - | - | - | - | - |
| 162310 | 001 | 2000 | PREPAID PROPERTY TAXES | - | - | - | - | - | - | - | - |
| 184100 | 001 | 2000 | CLEARING ACCOUNT | (28,210.34) | (28,240.26) | (27,575.91) | (28,240.26) | (28,240.26) | (28,240.26) | (28,240.26) | (28,240.26) |
| | | | | 1,072,643.95 | 855,638.49 | 833,308.25 | 795,843.00 | 841,320.35 | 887,386.68 | 1,722,910.69 | 1,412,594.64 |
| 233300 | 001 | 2000 | INTERCO PAY/REC: PWW/PCP | 20,136,047.47 | 22,135,443.03 | 16,897,883.96 | 16,291,040.89 | 15,265,295.87 | 15,320,461.11 | 14,804,872.80 | 13,991,276.95 |
| 233400 | 001 | 2000 | INTERCO PAY/REC: PWW/TSC | - | - | - | - | - | - | - | - |
| 233500 | 001 | 2000 | INTERCO PAY/REC: PWW/PWS | 1,997,414.39 | 2,239,235.54 | 2,420,147.02 | 2,606,216.36 | 2,775,651.89 | 2,933,654.13 | 3,095,927.98 | 3,146,025.05 |
| 233600 | 001 | 2000 | INTERCO PAY/REC: PWW/PAC | 234,475.53 | 374,001.36 | 382,640.70 | 402,589.04 | 417,961.83 | 434,608.46 | 458,587.19 | 492,233.16 |
| 233650 | 001 | 2000 | INTERCO LOAN PWW/PAC: RSF | 12,954.74 | 12,954.74 | 12,954.74 | 12,954.74 | 12,954.74 | 12,954.74 | - | - |
| 233700 | 001 | 2000 | INTERCO PAY/REC: PWW/PEU | 1,969,584.59 | 2,407,646.15 | 2,655,981.77 | 2,985,148.97 | 3,209,281.38 | 3,524,451.27 | 3,755,974.52 | 4,002,766.54 |
| | | | | 24,350,476.72 | 27,169,280.82 | 22,369,608.19 | 22,297,950.00 | 21,681,145.71 | 22,226,129.71 | 22,115,362.49 | 21,632,301.70 |
| | | | Total Current Assets | 46,894,386.00 | 47,433,560.00 | 41,861,126.43 | 39,443,898.09 | 39,668,541.26 | 40,656,277.31 | 41,552,755.09 | 44,018,873.99 |
| | | | Other Assets | | | | | | | | |
| | | | Abandoned Property | | | | | | | | |
| 182110 | 001 | 2000 | ABAND PROP:CABOT PRESERVE WELL | - | - | - | - | - | - | - | - |
| 182120 | 001 | 2000 | ABAND PROP: DUNLAP WOODS WELLS | - | - | - | - | - | - | - | - |
| 182300 | 001 | 2000 | SERV ABAND: BRIDGE/SANDERS ST | - | - | - | - | - | - | - | - |
| 182500 | 001 | 2000 | MAIN ABANDONMENT: CUSHING AVE | - | - | - | - | - | - | - | - |
| | | | Other Deferred Charges | | | | | | | | |
| 186100 | 001 | 2000 | ACQUISITION PREMIUM - MARA | 60,834,486.26 | 60,669,013.58 | 60,498,526.34 | 60,328,039.10 | 60,157,551.85 | 59,987,064.61 | 59,816,577.37 | 59,646,090.91 |
| 186120 | 001 | 2000 | FIFIELD TANK INSPECTION | - | - | - | - | - | - | - | - |
| 186126 | 001 | 2000 | MAST ROAD RAILROAD CROSSING | - | - | - | - | - | - | - | - |
| 186130 | 001 | 2000 | SERGEANT WOODS - NEWTON NH | - | - | - | - | - | - | - | - |
| 186136 | 001 | 2000 | WATER ST OFFICE RELOCATION | - | - | - | - | - | - | - | - |
| 186140 | 001 | 2000 | SARBANES-OXLEY | - | - | - | - | - | - | - | - |
| 186145 | 001 | 2000 | 2ND STEP DEFERRED EXPENSE | - | - | - | - | - | - | - | - |

| | | | | | | | | | | |
|--------|-----|------|--|------------|------------|------------|------------|------------|------------|------------|
| 186150 | 001 | 2000 | BOND DEFEASANCE PREMIUM | - | - | - | - | - | - | - |
| 186155 | 001 | 2000 | NORTHWEST PRESSURE SYSTEM ANALYSIS | 16,878.77 | 16,808.15 | 16,737.53 | 16,666.91 | 16,596.29 | 16,525.67 | 16,455.05 |
| 186160 | 001 | 2000 | DISTRIBUTION SYSTEM ANALYSIS - HUDSON | 5,037.13 | 5,016.05 | 4,994.97 | 4,973.89 | 4,952.81 | 4,931.73 | 4,910.65 |
| 186165 | 001 | 2000 | PWW RRA-ERP 2021 | 15,574.57 | 15,386.92 | 15,199.27 | 15,011.62 | 14,823.97 | 14,636.32 | 14,448.67 |
| 186172 | 001 | 2000 | MERRIMACK INTERCONNECT STUDY | - | - | - | - | - | - | - |
| 186173 | 001 | 2000 | BERKELY/SWART TERRACE STUDY | - | - | - | - | - | - | - |
| 186175 | 001 | 2000 | CROSS CONNECTION SURVEY-NASHUA | 13,518.65 | 13,132.84 | 12,747.04 | 12,361.23 | 11,975.43 | 11,589.63 | 11,203.82 |
| 186180 | 001 | 2000 | PWW TRADEMARK | - | - | - | - | - | - | - |
| 186202 | 001 | 2000 | UNION NEGOTIATIONS - 2002 | - | - | - | - | - | - | - |
| 186203 | 001 | 2000 | UNION NEGOTIATIONS - 2006-2007 | - | - | - | - | - | - | - |
| 186204 | 001 | 2000 | UNION NEGOTIATIONS - 2010 | - | - | - | - | - | - | - |
| 186205 | 001 | 2000 | UNION NEGOTIATIONS - 2013 | - | - | - | - | - | - | - |
| 186206 | 001 | 2000 | UNION NEGOTIATIONS - 2015 | - | - | - | - | - | - | - |
| 186207 | 001 | 2000 | UNION NEGOTIATIONS - 2017 | - | - | - | - | - | - | - |
| 186208 | 001 | 2000 | UNION NEGOTIATIONS - 2021 | 1,317.85 | 1,280.20 | 1,242.55 | 1,204.90 | 1,167.25 | 1,129.60 | 1,091.95 |
| 186210 | 001 | 2000 | TYNGSBORO WHOLESALE AGREEMENT | 6,483.87 | 6,346.04 | 6,208.20 | 6,070.37 | 5,932.53 | 5,794.70 | 5,656.86 |
| 186215 | 001 | 2000 | PWW/PEU-COST OF SERVICE STUDY | 3,524.90 | 3,448.21 | 3,371.51 | 3,294.82 | 3,218.12 | 3,141.43 | 3,064.73 |
| 186220 | 001 | 2000 | COST OF SERVICE STUDY 2001 | - | - | - | - | - | - | - |
| 186225 | 001 | 2000 | EMPLOYEE RECRUITOR FEES | - | - | - | - | - | - | - |
| 186230 | 001 | 2000 | SYNERGEN TRAINING - 2007 | - | - | - | - | - | - | - |
| 186233 | 001 | 2000 | WILL STREET RENOVATIONS 2006 | - | - | - | - | - | - | - |
| 186235 | 001 | 2000 | RATE CASE: 2008 | - | - | - | - | - | - | - |
| 186240 | 001 | 2000 | RATE CASE - 2006 | - | - | - | - | - | - | - |
| 186241 | 001 | 2000 | 2010 DEFERRED RATE CASE EXP | - | - | - | - | - | - | - |
| 186242 | 001 | 2000 | RATE CASE EXPENSE: 2012 | - | - | - | - | - | - | - |
| 186243 | 001 | 2000 | RATE CASE EXPENSE: 2015 | 10,533.23 | 10,533.23 | 10,533.23 | 10,533.23 | 10,533.23 | 10,533.23 | 10,533.23 |
| 186244 | 001 | 2000 | RATE CASE EXPENSE: 2018 | 52,684.21 | 39,013.71 | 25,465.71 | 11,990.71 | 5,295.95 | 5,295.95 | 5,295.95 |
| 186245 | 001 | 2000 | DEFERRED ASSET - SERP | 840,805.09 | 840,805.09 | 840,805.09 | 838,814.09 | 838,814.09 | 838,814.09 | 836,777.09 |
| 186246 | 001 | 2000 | RATE CASE - 2021 | - | - | - | - | 644.00 | 3,123.02 | 9,834.90 |
| 186250 | 001 | 2000 | ADULT LEARNCTR-NASHUA LAW SUIT | - | - | - | - | - | - | - |
| 186255 | 001 | 2000 | MERRIMACK VILLAGE DAM | - | - | - | - | - | - | - |
| 186256 | 001 | 2000 | MERRIMACK VILLAGE DAM:PHASE II | - | - | - | - | - | - | - |
| 186257 | 001 | 2000 | MERRIMACK VILLAGE DAM DEOMOLIT | - | - | - | - | - | - | - |
| 186260 | 001 | 2000 | NASHUA AERIAL PHOTOGRAPHY PROJ | - | - | - | - | - | - | - |
| 186270 | 001 | 2000 | STUDY: BROOK DAMS ACTION PLAN | - | - | - | - | - | - | - |
| 186275 | 001 | 2000 | 2007 CELL TOWER LEASE SALE | - | - | - | - | - | - | - |
| 186300 | 001 | 2000 | HI-LO WELL #4 REDEVELOP 2010 | 8,669.74 | 8,583.93 | 8,498.13 | 8,412.32 | 8,326.52 | 8,240.71 | 8,154.91 |
| 186320 | 001 | 2000 | TARIFF FILING: SYS UPGRADE FEE | - | - | - | - | - | - | - |
| 186325 | 001 | 2000 | RATE CASE EXPENSE: 2004 | - | - | - | - | - | - | - |
| 186330 | 001 | 2000 | PENNICHUCK POND AQUIFER STUDY | - | - | - | - | - | - | - |
| 186335 | 001 | 2000 | WATERSHED PROTECTION VIDEOS-PENN BROOK | - | - | - | - | - | - | - |
| 186420 | 001 | 2000 | WATERSHED STUDY | - | - | - | - | - | - | - |
| 186421 | 001 | 2000 | RESERVOIR STORAGE & SEDIMENT MONITORING | - | - | - | - | - | - | - |
| 186425 | 001 | 2000 | NRPC - MUTUAL AID STUDY | - | - | - | - | - | - | - |
| 186430 | 001 | 2000 | CATCH BASIN MARKING 2004 | - | - | - | - | - | - | - |
| 186450 | 001 | 2000 | PENNICHUCK BROOK WATERSHED STY | - | - | - | - | - | - | - |
| 186451 | 001 | 2000 | WATERSHED GRDWTR MONT:PENN BRK | 3,603.58 | 3,423.70 | 3,243.83 | 3,063.93 | 2,884.05 | 2,704.16 | 2,524.27 |
| 186452 | 001 | 2000 | WATERSHED SCHOOL EDUCATION | 4,532.74 | 4,305.97 | 4,079.23 | 3,852.45 | 3,625.71 | 3,398.93 | 3,172.18 |
| 186453 | 001 | 2000 | PENNICHUCK BROOK SAEF YIELD EVALUATION | 13,129.86 | 12,907.32 | 12,684.77 | 12,462.24 | 12,239.71 | 12,017.16 | 11,794.62 |
| 186454 | 001 | 2000 | SOURCE WATER PROTECTION STUDY | 6,416.72 | 6,233.39 | 6,050.05 | 5,866.72 | 5,683.39 | 5,500.05 | 5,316.71 |
| 186455 | 001 | 2000 | HARRIS POND BATHYMETRIC SURVEY | - | - | - | - | - | - | - |
| 186456 | 001 | 2000 | HARRIS & BOWERS POND VEGETATION ASSESSMENT | 6,987.98 | 6,907.25 | 6,826.52 | 6,745.79 | 6,665.06 | 6,584.33 | 6,503.60 |
| 186457 | 001 | 2000 | INFILL & DREDGING FEAS STUDY: HARRIS/BOWERS/TINKER | 28,589.07 | 28,265.84 | 27,942.62 | 27,619.39 | 27,296.17 | 26,972.94 | 26,649.72 |
| 186458 | 001 | 2000 | HARRIS POND DAM LOD & STUDY | 100,779.35 | 99,932.46 | 99,085.57 | 98,238.68 | 97,391.79 | 96,544.90 | 95,698.01 |
| 186459 | 001 | 2000 | SUPPLY POND DAM LOD & STUDY | 48,113.56 | 47,709.25 | 47,304.94 | 46,900.63 | 46,496.32 | 46,092.01 | 45,687.70 |
| 186460 | 001 | 2000 | STUMP PD WATRSHD:COMM BAS EDUC | - | - | - | - | - | - | - |

| | | | | | | | | | | |
|--------|-----|------|--|----------------------|----------------------|----------------------|----------------------|----------------------|----------------------|----------------------|
| 186461 | 001 | 2000 | STUMP PD STORMWATER BMP | (545.91) | (545.91) | (545.91) | (545.91) | (545.91) | (545.91) | (545.91) |
| 186465 | 001 | 2000 | STORMWATER BMP RETROFIT EVAL | 2,319.00 | 2,125.75 | 1,932.50 | 1,739.25 | 1,546.00 | 1,352.75 | 1,159.50 |
| 186466 | 001 | 2000 | STORMWATER BMP OUTREACH | 12,346.47 | 12,204.56 | 12,062.65 | 11,920.74 | 11,778.83 | 11,636.92 | 11,495.01 |
| 186470 | 001 | 2000 | TOWN OF MILFORD-WATERSHED STDY | - | - | - | - | - | - | - |
| 186475 | 001 | 2000 | UPPER MERRIMACK WTRSHED STUDY | - | - | - | - | - | - | - |
| 186480 | 001 | 2000 | FACILIT STUDY:NASHUA/MERRIMACK | - | - | - | - | - | - | - |
| 186485 | 001 | 2000 | WATERSHED MONITOR-SEDIMENT DEP | 3,770.22 | 3,428.71 | 3,087.21 | 2,745.69 | 2,404.20 | 2,062.69 | 1,721.19 |
| 186490 | 001 | 2000 | WATERSHED-ROOF LEADER EDUCAT | 2,953.29 | 2,812.70 | 2,672.11 | 2,531.43 | 2,390.81 | 2,250.16 | 2,109.48 |
| 186500 | 001 | 2000 | WATERSHED:BMP RETROFIT EVAL | - | - | - | - | - | - | - |
| 186510 | 001 | 2000 | WATERSHED RESTORATION PLAN | 8,126.27 | 7,454.45 | 6,782.68 | 6,110.86 | 5,439.09 | 4,767.27 | 4,095.50 |
| 186520 | 001 | 2000 | FEAS STUDY-STSWEEP/CATCH BASIN | 7,461.40 | 7,150.51 | 6,839.63 | 6,528.72 | 6,217.86 | 5,907.00 | 5,596.09 |
| 186530 | 001 | 2000 | K-M NATURAL GAS STUDY | 6,568.87 | 6,422.90 | 6,276.93 | 6,130.95 | 5,984.97 | 5,839.00 | 5,693.02 |
| 186550 | 001 | 2000 | OSHA COMPLIANCE | - | - | - | - | - | - | - |
| 186560 | 001 | 2000 | ENGINEERING STUDY - CHEMICAL FEED AT WTP | - | - | - | - | - | - | - |
| 186600 | 001 | 2000 | ASSET MANAGEMENT ASSESS STUDY | 35,527.86 | 34,047.55 | 32,567.23 | 31,086.80 | 29,606.57 | 28,126.34 | 26,645.91 |
| 186610 | 001 | 2000 | RISK ASSESSMENT & EMERG PLAN | 104,569.50 | 103,592.21 | 102,614.92 | 103,095.62 | 102,106.09 | 101,116.55 | 100,127.02 |
| 186650 | 001 | 2000 | EMINENT DOMAIN COSTS | - | - | - | - | - | - | - |
| 186670 | 001 | 2000 | PENNICHUCK BROOK WATERSHED WEB | - | - | - | - | - | - | - |
| 186671 | 001 | 2000 | PENNICHUCK BROOK PONDS AERIAL | 16,590.18 | 16,356.52 | 16,122.86 | 15,916.11 | 15,682.13 | 15,448.15 | 15,214.17 |
| 186675 | 001 | 2000 | WEB SITE UPGRADE 2006 | - | - | - | - | - | - | - |
| 186680 | 001 | 2000 | WEB-SITE UPGRADE 2012 | - | - | - | - | - | - | - |
| 186690 | 001 | 2000 | CWS PHASE II & V WAIVER | - | - | - | - | - | - | - |
| 186700 | 001 | 2000 | ONGOING WATERSHED STUDY 00-04 | - | - | - | - | - | - | - |
| 186710 | 001 | 2000 | WATERSHED PROTECT STUDY - 2005 | - | - | - | - | - | - | - |
| 186720 | 001 | 2000 | COMPENSATION STUDY 2004 | - | - | - | - | - | - | - |
| 186730 | 001 | 2000 | COMPENSATION STUDY: 2008 | - | - | - | - | - | - | - |
| 186770 | 001 | 2000 | WTP SLUDGE TANK CLEANING 2015 | 29,748.63 | 29,118.48 | 28,488.34 | 27,858.19 | 27,228.05 | 26,597.90 | 25,967.76 |
| 186775 | 001 | 2000 | WTP SLUDGE TANK CLEANING 2005 | - | - | - | - | - | - | - |
| 186780 | 001 | 2000 | PWW BOND APPLICATION FEE | - | - | - | - | - | - | - |
| 186790 | 001 | 2000 | LINE OF CREDIT TD BANK | - | - | - | - | - | - | - |
| 186860 | 001 | 2000 | MSDC EXP - BEDFORD/POWDER HILL | 263,137.00 | 259,224.14 | 255,311.28 | 251,398.40 | 247,485.57 | 243,572.74 | 239,659.87 |
| 186861 | 001 | 2000 | MSDC EXP - MANCHESTER WATER WORKS | 157,336.46 | 156,643.35 | 155,950.24 | 157,331.27 | 156,629.48 | 155,927.69 | 155,225.90 |
| 186863 | 001 | 2000 | DEPRECIATION STUDY - 2006 | - | - | - | - | - | - | - |
| 186865 | 001 | 2000 | DEPRECIATION STUDY 2007 | - | - | - | - | - | - | - |
| 186870 | 001 | 2000 | COST OF REMOVAL ANALYSIS-2007 | - | - | - | - | - | - | - |
| 186901 | 001 | 2000 | MILFORD: MASON DR FEASIBILITY | - | - | - | - | - | - | - |
| 186910 | 001 | 2000 | FILTRATION MEDIA STUDY 2001 | - | - | - | - | - | - | - |
| 186950 | 001 | 2000 | DEFERRED ASSET: PENSION | 8,453,564.00 | 8,417,857.33 | 8,382,150.66 | 8,346,443.99 | 8,310,737.32 | 8,275,030.65 | 8,239,323.98 |
| 186955 | 001 | 2000 | DEFERRED ASSET:POST 65 HEALTH | 1,106,098.00 | 1,102,408.50 | 1,098,719.00 | 1,095,029.50 | 1,091,340.00 | 1,087,650.50 | 1,083,961.00 |
| 186960 | 001 | 2000 | DEF ASSET:EARLY RETIRE HEALTH | - | - | - | - | - | - | - |
| 186998 | 001 | 2000 | EMINENT DOMAIN ALLOWANCE | - | - | - | - | - | - | - |
| | | | | 72,231,238.37 | 71,999,354.88 | 71,762,579.43 | 71,527,444.63 | 71,297,501.30 | 71,074,896.55 | 70,852,089.60 |
| 183000 | 001 | 2000 | DEFERRED TAX ASSET | - | - | - | - | - | - | - |
| 183001 | 001 | 2000 | GROSS-UP TO REG ASSET AFUDC | - | - | - | - | - | - | - |
| 183100 | 001 | 2000 | PRELIM SURVEY/INVESTIGATE CHR | - | - | - | - | - | - | - |
| 162900 | 001 | 2000 | DEFERRED ASSET - PENSION | - | - | - | - | - | - | - |
| 162905 | 001 | 2000 | DEFERRED ASSET-POST 65 HEALTH | - | - | - | - | - | - | - |
| 162915 | 001 | 2000 | DEFR ASSET:EARLY RETIRE HEALTH | - | - | - | - | - | - | - |
| 181000 | 001 | 2000 | UNAMORTIZED DEBT EXPENSE | 11,988,089.57 | 11,730,787.54 | 11,475,106.01 | 11,217,381.19 | 11,226,375.77 | 10,967,914.82 | 10,712,844.00 |
| 181100 | 001 | 2000 | UNAMORT DEBT EXPENSE: OID | - | - | - | - | - | - | - |
| 174100 | 001 | 2000 | RIGHT OF USE: 25 WALNUT STREET | - | 5,400,762.27 | 5,400,762.27 | 5,400,762.27 | 5,400,762.27 | 5,400,762.27 | 5,400,762.27 |
| | | | Total Other Assets | 84,219,327.94 | 89,130,904.69 | 88,638,447.71 | 88,145,588.09 | 87,924,639.34 | 87,443,573.64 | 86,965,695.87 |

| | | | | | | | | | | | |
|-------------------------------|-----|------|---------------------------------------|------------------------|------------------------|------------------------|------------------------|------------------------|------------------------|------------------------|------------------------|
| Total Assets | | | | 310,321,050.48 | 315,400,521.71 | 308,906,270.36 | 305,663,691.22 | 305,367,420.59 | 305,697,908.56 | 306,341,121.65 | 308,457,427.20 |
| Equity and Liabilities | | | | | | | | | | | |
| Shareholder's Equity | | | | | | | | | | | |
| 201100 | 001 | 2000 | COMMON STOCK | (30,000.00) | (30,000.00) | (30,000.00) | (30,000.00) | (30,000.00) | (30,000.00) | (30,000.00) | (30,000.00) |
| 211000 | 001 | 2000 | ADDITIONAL PAID IN CAPITAL | (97,539,518.17) | (97,539,518.17) | (91,201,250.15) | (91,201,250.15) | (91,201,250.15) | (91,201,250.15) | (91,201,250.15) | (91,201,250.15) |
| 219100 | 001 | 2000 | OTHER COMPREHENSIVE INCOME | - | - | - | - | - | - | - | - |
| 438000 | 001 | 2100 | DIVIDENDS: COMMON STOCK | - | - | - | - | - | - | - | - |
| Retained Earnings | | | | | | | | | | | |
| 215500 | 001 | 2000 | RETAINED EARNINGS BEG - PWW | - | (198,278.72) | - | - | - | - | - | - |
| Net Profit or Loss | | | | (198,278.71) | 382,415.23 | 447,910.43 | 700,575.96 | 759,699.80 | 764,923.40 | 369,306.22 | (313,222.26) |
| Total Equity | | | | (97,767,796.88) | (97,385,381.66) | (90,783,339.72) | (90,530,674.19) | (90,471,550.35) | (90,466,326.75) | (90,861,943.93) | (91,544,472.41) |
| Total Long Term Debt | | | | | | | | | | | |
| 221000 | 001 | 2000 | LONG TERM DEBT: BONDS & NOTES | - | - | - | - | - | - | - | - |
| 221001 | 001 | 2000 | LTD: PAYCHECK PROTECTION PROGRAM LOAN | (2,543,662.00) | - | - | - | - | - | - | - |
| 221002 | 001 | 2000 | LONG TERM DEBT-SRF/HUBBARD | - | - | - | - | - | - | - | - |
| 221003 | 001 | 2000 | LONG TERM DEBT: TWIN RIDGE SRF | - | - | - | - | - | - | - | - |
| 221005 | 001 | 2000 | SRF LOAN CONTRACT #4 | (1,285,719.65) | (1,271,618.95) | (1,257,477.26) | (1,243,294.47) | (1,229,070.46) | (1,214,805.10) | (1,200,498.28) | (1,186,149.87) |
| 221006 | 001 | 2000 | LTD - SRF/ASHLEY COMMONS | (145,193.08) | (144,140.08) | (143,079.08) | (142,011.08) | (140,935.08) | (139,852.08) | (138,761.08) | (137,662.08) |
| 221007 | 001 | 2000 | LTD - SRF/FRENCH HILL | (455,092.52) | (452,347.52) | (449,582.52) | (446,796.52) | (443,990.52) | (441,163.52) | (438,315.52) | (435,447.52) |
| 221008 | 001 | 2000 | LTD: SRF/ARMORY-SOUTH NASHUA | (101,151.00) | (100,489.00) | (99,822.00) | (99,151.00) | (98,475.00) | (97,794.00) | (97,108.00) | (96,417.00) |
| 221009 | 001 | 2000 | LTD: SRF/GLEN RIDGE | (34,714.00) | (34,510.00) | (34,305.00) | (34,098.00) | (33,890.00) | (33,680.00) | (33,468.00) | (33,255.00) |
| 221010 | 001 | 2000 | LTD: SRF/DREW WOODS | (458,408.19) | (454,884.19) | (451,351.19) | (447,810.19) | (444,260.19) | (440,701.19) | (437,133.19) | (433,557.19) |
| 221011 | 001 | 2000 | LTD: AULI | - | - | - | - | - | - | - | - |
| 221012 | 001 | 2000 | LTD: 1997 BFANH | - | - | - | - | - | - | - | - |
| 221013 | 001 | 2000 | LTD: 2005A BONDS | - | - | - | - | - | - | - | - |
| 221014 | 001 | 2000 | LTD: 2005B BONDS | - | - | - | - | - | - | - | - |
| 221015 | 001 | 2000 | LTD: 2005C BONDS | - | - | - | - | - | - | - | - |
| 221016 | 001 | 2000 | LTD: SERIES A BONDS | - | - | - | - | - | - | - | - |
| 221017 | 001 | 2000 | LTD: SERIES BC-3 BONDS | - | - | - | - | - | - | - | - |
| 221018 | 001 | 2000 | LTD: SERIES BC-4 BONDS | - | - | - | - | - | - | - | - |
| 221019 | 001 | 2000 | LTD: CROSS ST-AMHERST | - | - | - | - | - | - | - | - |
| 221020 | 001 | 2000 | LTD: BOSTON POST RD-AMHERST | - | - | - | - | - | - | - | - |
| 221021 | 001 | 2000 | LTD: BURKE STREET | (1,597,886.63) | (1,589,562.82) | (1,581,221.92) | (1,572,863.90) | (1,564,488.71) | (1,556,096.33) | (1,547,686.71) | (1,539,259.83) |
| 221022 | 001 | 2000 | LTD: 2014A BONDS | - | - | - | - | - | - | - | - |
| 221023 | 001 | 2000 | LTD: 2014B BONDS | (4,615,000.00) | (4,505,000.00) | (4,505,000.00) | (4,505,000.00) | (4,505,000.00) | (4,505,000.00) | (4,505,000.00) | (4,505,000.00) |
| 221024 | 001 | 2000 | LTD: SRF/TIMBERLINE BOOSTER STATION | (241,001.15) | (239,759.14) | (238,514.43) | (237,267.00) | (236,016.86) | (234,763.99) | (233,508.38) | (232,250.04) |
| 221025 | 001 | 2000 | LTD: SRF/RAW WATER TRANSMISSION | (2,479,360.69) | (2,467,651.69) | (2,455,923.69) | (2,444,175.69) | (2,432,408.69) | (2,420,622.69) | (2,408,817.69) | (2,396,993.69) |
| 221026 | 001 | 2000 | LTD: SERIES 2015A BONDS | - | - | - | - | - | - | - | - |
| 221027 | 001 | 2000 | LTD: SERIES 2015B BONDS | - | - | - | - | - | - | - | - |
| 221028 | 001 | 2000 | LTD:SRF NASHUA CORE-AMHERST ST | (1,023,957.51) | (1,022,004.60) | (1,020,044.06) | (1,018,075.88) | (1,016,100.05) | (1,014,116.54) | (1,012,125.35) | (1,010,126.46) |
| 221029 | 001 | 2000 | LTD:SERIES 2018A BONDS | (4,460,000.00) | (4,460,000.00) | (4,460,000.00) | (4,460,000.00) | (4,460,000.00) | (4,460,000.00) | (4,460,000.00) | (4,460,000.00) |
| 221030 | 001 | 2000 | LTD:SERIES 2018B BONDS | (705,000.00) | (705,000.00) | (705,000.00) | (605,000.00) | (605,000.00) | (605,000.00) | (605,000.00) | (605,000.00) |
| 221031 | 001 | 2000 | LTD:SERIES 2019A BONDS | (7,805,000.00) | (7,805,000.00) | (7,805,000.00) | (7,665,000.00) | (7,665,000.00) | (7,665,000.00) | (7,665,000.00) | (7,665,000.00) |
| 221032 | 001 | 2000 | LTD:SERIES 2019B BONDS | - | - | - | - | - | - | - | - |
| 221033 | 001 | 2000 | LTD: DWGTF 3.375M LOAN | (3,074,652.33) | (3,068,625.59) | (3,062,585.27) | (3,056,531.34) | (3,050,463.76) | (3,044,382.51) | (3,038,287.56) | (3,032,178.87) |
| 221034 | 001 | 2000 | LTD: DWGTF/MERRIMACK INTAKE 5.5M | (5,261,913.26) | (5,252,403.80) | (5,242,867.55) | (5,233,304.44) | (5,223,714.39) | (5,214,097.33) | (5,204,453.18) | (5,194,781.87) |
| 221035 | 001 | 2000 | LTD:SERIES 2020A BONDS | (7,000,000.00) | (7,000,000.00) | (7,000,000.00) | (7,000,000.00) | (7,000,000.00) | (7,000,000.00) | (7,000,000.00) | (7,000,000.00) |
| 221036 | 001 | 2000 | LTD:SERIES 2020B BONDS | (125,000.00) | (125,000.00) | (125,000.00) | 5,000.00 | - | - | - | - |
| 221037 | 001 | 2000 | LTD:SERIES 2020C BONDS | (71,195,000.00) | (71,195,000.00) | (71,195,000.00) | (71,195,000.00) | (71,195,000.00) | (71,195,000.00) | (71,195,000.00) | (71,195,000.00) |

| | | | | | | | | | | | | |
|---|-----|------|--|-------------------------|-------------------------|-------------------------|-------------------------|-------------------------|-------------------------|-------------------------|-------------------------|-------------------------|
| 221038 | 001 | 2000 | LTD:SERIES 2021A BONDS | (4,985,000.00) | (4,985,000.00) | (4,985,000.00) | (4,905,000.00) | (4,905,000.00) | (4,905,000.00) | (4,905,000.00) | (4,905,000.00) | (4,905,000.00) |
| 221039 | 001 | 2000 | LTD:SERIES 2021B BONDS | (85,000.00) | (85,000.00) | (85,000.00) | (45,000.00) | (45,000.00) | (45,000.00) | (45,000.00) | (45,000.00) | (45,000.00) |
| 221040 | 001 | 2000 | LTD:SERIES 2022B BONDS | - | - | - | - | (6,695,000.00) | (6,695,000.00) | (6,695,000.00) | (6,695,000.00) | (6,695,000.00) |
| 221041 | 001 | 2000 | LTD:SERIES 2022B BONDS | - | - | - | - | (90,000.00) | (90,000.00) | (90,000.00) | (90,000.00) | (90,000.00) |
| 221056 | 001 | 2000 | FORGIVABLE DEBT: ASHLEY COMMON | (93,200.84) | (92,259.41) | (91,317.99) | (90,376.57) | (89,435.15) | (88,493.72) | (87,552.30) | (86,610.88) | (86,610.88) |
| 221057 | 001 | 2000 | FORGIVABLE DEBT: FRENCH HILL | (307,321.58) | (304,601.91) | (301,882.24) | (299,162.57) | (296,442.90) | (293,723.23) | (291,003.56) | (288,283.89) | (288,283.89) |
| 221058 | 001 | 2000 | FORGIVABLE DEBT:ARMORY-NASHUA | (67,154.16) | (66,526.54) | (65,898.92) | (65,271.30) | (64,643.68) | (64,016.06) | (63,388.44) | (62,760.82) | (62,760.82) |
| 221059 | 001 | 2000 | FORGIVABLE DEBT: GLEN RIDGE | (23,577.52) | (23,372.50) | (23,167.48) | (22,962.46) | (22,757.44) | (22,552.42) | (22,347.40) | (22,142.38) | (22,142.38) |
| 221060 | 001 | 2000 | FORGIVABLE DEBT: AMHERST ST | (237,103.30) | (236,323.36) | (235,543.42) | (234,763.48) | (233,983.54) | (233,203.60) | (232,423.66) | (231,643.72) | (231,643.72) |
| 221200 | 001 | 2000 | ORIGINAL ISSUE DISCOUNT | - | - | - | - | - | - | - | - | - |
| Long Term Debt | | | | (120,406,069.41) | (117,686,081.10) | (117,619,584.02) | (117,062,915.89) | (123,786,076.42) | (123,719,064.31) | (123,651,878.30) | (123,584,521.11) | (123,584,521.11) |
| Current Liabilities | | | | | | | | | | | | |
| 232100 | 001 | 2000 | FIXED ASSET LINE OF CREDIT | (5,850,924.03) | (6,559,184.83) | (7,138,007.05) | (7,138,007.05) | - | (253,606.76) | (449,942.10) | (1,290,538.70) | (1,290,538.70) |
| 221100 | 001 | 2000 | CURRENT PORTION LONG TERM DEBT | - | - | - | - | - | - | - | - | - |
| 221101 | 001 | 2000 | STD: PAYCHECK PROTECTION PROGRAM LOAN | - | (2,543,662.00) | (1,940,955.47) | (1,294,575.08) | (647,656.04) | - | - | - | - |
| 221102 | 001 | 2000 | CURRENT PORTION LTD:HUBBARD | (5,561.71) | (3,707.54) | (1,853.37) | - | - | - | - | - | - |
| 221105 | 001 | 2000 | CURRENT PORTION LTD:CONT #4 | (166,054.41) | (166,537.07) | (167,021.14) | (167,506.61) | (167,993.49) | (168,481.79) | (168,971.51) | (169,462.65) | (169,462.65) |
| 221106 | 001 | 2000 | CURR PORTION LTD: ASHLEY COMM | (12,057.00) | (12,146.00) | (12,236.00) | (12,325.00) | (12,415.00) | (12,504.00) | (12,594.00) | (12,685.00) | (12,685.00) |
| 221107 | 001 | 2000 | CURR PORTION LTD:FRENCH HILL | (31,356.00) | (31,599.00) | (31,842.00) | (32,086.00) | (32,329.00) | (32,573.00) | (32,818.00) | (33,063.00) | (33,063.00) |
| 221108 | 001 | 2000 | CURRENT PORTION LTD: ARMORY | (7,573.00) | (7,630.00) | (7,687.00) | (7,743.00) | (7,800.00) | (7,857.00) | (7,914.00) | (7,972.00) | (7,972.00) |
| 221109 | 001 | 2000 | CURRENT PORTION LTD:GLEN RIDGE | (2,328.00) | (2,346.00) | (2,364.00) | (2,382.00) | (2,400.00) | (2,418.00) | (2,437.00) | (2,455.00) | (2,455.00) |
| 221110 | 001 | 2000 | CURRENT PORTION LTD:DREW WOODS | (41,619.00) | (41,721.00) | (41,824.00) | (41,927.00) | (42,030.00) | (42,134.00) | (42,238.00) | (42,342.00) | (42,342.00) |
| 221111 | 001 | 2000 | CURRENT PORTION LTD: AULI | - | - | - | - | - | - | - | - | - |
| 221112 | 001 | 2000 | CURRENT PORTION LTD:1997 BFAH | - | - | - | - | - | - | - | - | - |
| 221121 | 001 | 2000 | CURRENT PORTION LTD: NASHUA CORE-2014 | (98,565.22) | (98,767.61) | (98,970.41) | (99,173.62) | (99,377.26) | (99,581.31) | (99,785.79) | (99,990.68) | (99,990.68) |
| 221122 | 001 | 2000 | CURRENT PORTION LTD:2014A | - | - | - | - | - | - | - | - | - |
| 221123 | 001 | 2000 | CURRENT PORTION LTD:2014B | (110,000.00) | (110,000.00) | (110,000.00) | (110,000.00) | (110,000.00) | (110,000.00) | (110,000.00) | (110,000.00) | (110,000.00) |
| 221124 | 001 | 2000 | CURRENT PORTION LTD:TIMBERLINE BOOSTER STATION | (14,695.05) | (14,727.09) | (14,759.19) | (14,791.36) | (14,823.60) | (14,855.91) | (14,888.30) | (14,920.75) | (14,920.75) |
| 221125 | 001 | 2000 | CURRENT PORTION LTD:SRF RAW WATER TRANSMISSION | (139,030.00) | (139,257.00) | (139,484.00) | (139,712.00) | (139,940.00) | (140,169.00) | (140,398.00) | (140,627.00) | (140,627.00) |
| 221126 | 001 | 2000 | CURRENT PORTION LTD: 2015A | - | - | - | - | - | - | - | - | - |
| 221127 | 001 | 2000 | CURRENT PORTION LTD: 2015B | - | - | - | - | - | - | - | - | - |
| 221128 | 001 | 2000 | CURRENT PORTION LTD: SRF NASHUA CORE | (22,844.58) | (22,935.10) | (23,025.79) | (23,116.63) | (23,207.62) | (23,298.78) | (23,390.11) | (23,481.59) | (23,481.59) |
| 221129 | 001 | 2000 | CURRENT PORTION LTD: SERIES 2018A | - | - | - | - | - | - | - | - | - |
| 221130 | 001 | 2000 | CURRENT PORTION LTD: SERIES 2018B | (100,000.00) | (100,000.00) | (100,000.00) | (100,000.00) | (100,000.00) | (100,000.00) | (100,000.00) | (100,000.00) | (100,000.00) |
| 221131 | 001 | 2000 | CURRENT PORTION LTD: SERIES 2019A | (140,000.00) | (140,000.00) | (140,000.00) | (140,000.00) | (140,000.00) | (140,000.00) | (140,000.00) | (140,000.00) | (140,000.00) |
| 221132 | 001 | 2000 | CURRENT PORTION LTD: SERIES 2019B | - | - | - | - | - | - | - | - | - |
| 221133 | 001 | 2000 | CURRENT PORTION LTD: DWGTF 3.375M LOAN | (71,272.70) | (71,433.36) | (71,594.26) | (71,755.58) | (71,917.27) | (72,079.33) | (72,241.75) | (72,404.54) | (72,404.54) |
| 221134 | 001 | 2000 | CURRENT PORTION LTD: DWGTF/MERRIMACK INTAKE 5.5M | (112,051.51) | (112,367.12) | (112,683.62) | (113,001.01) | (113,319.30) | (113,638.48) | (113,958.57) | (114,279.55) | (114,279.55) |
| 221135 | 001 | 2000 | CURRENT PORTION LTD: SERIES 2020A | - | - | - | - | - | - | - | - | - |
| 221136 | 001 | 2000 | CURRENT PORTION LTD: SERIES 2020B | (130,000.00) | (130,000.00) | (130,000.00) | (130,000.00) | (125,000.00) | (125,000.00) | (125,000.00) | (125,000.00) | (125,000.00) |
| 221137 | 001 | 2000 | CURRENT PORTION LTD: SERIES 2020C | (1,225,000.00) | (1,225,000.00) | (1,225,000.00) | (1,225,000.00) | (1,225,000.00) | (1,225,000.00) | (1,225,000.00) | (1,225,000.00) | (1,225,000.00) |
| 221138 | 001 | 2000 | CURRENT PORTION LTD: SERIES 2021A | (80,000.00) | (80,000.00) | (80,000.00) | (80,000.00) | (80,000.00) | (80,000.00) | (80,000.00) | (80,000.00) | (80,000.00) |
| 221139 | 001 | 2000 | CURRENT PORTION LTD: SERIES 2021B | (40,000.00) | (40,000.00) | (40,000.00) | (40,000.00) | (40,000.00) | (40,000.00) | (40,000.00) | (40,000.00) | (40,000.00) |
| 221140 | 001 | 2000 | CURRENT PORTION LTD: SERIES 2022B | - | - | - | - | - | - | - | - | - |
| 221141 | 001 | 2000 | CURRENT PORTION LTD: SERIES 2022B | - | - | - | - | - | - | - | - | - |
| 221156 | 001 | 2000 | FORGIVABLE DEBT: STD ASHLEY CM | (11,297.07) | (11,297.07) | (11,297.07) | (11,297.07) | (11,297.07) | (11,297.07) | (11,297.07) | (11,297.07) | (11,297.07) |
| 221157 | 001 | 2000 | FORGIVABLE DEBT: STD FRENCH HL | (32,636.04) | (32,636.04) | (32,636.04) | (32,636.04) | (32,636.04) | (32,636.04) | (32,636.04) | (32,636.04) | (32,636.04) |
| 221158 | 001 | 2000 | FORGIVABLE DEBT: STD ARMORY NA | (7,531.44) | (7,531.44) | (7,531.44) | (7,531.44) | (7,531.44) | (7,531.44) | (7,531.44) | (7,531.44) | (7,531.44) |
| 221159 | 001 | 2000 | FORGIVABLE DEBT: STD GLENRIDGE | (2,460.24) | (2,460.24) | (2,460.24) | (2,460.24) | (2,460.24) | (2,460.24) | (2,460.24) | (2,460.24) | (2,460.24) |
| 221160 | 001 | 2000 | FORGIVABLE DEBT: AMHERST ST | (9,359.28) | (9,359.28) | (9,359.28) | (9,359.28) | (9,359.28) | (9,359.28) | (9,359.28) | (9,359.28) | (9,359.28) |
| Current Portion of Long Term Debt | | | | (8,464,216.28) | (11,716,304.79) | (11,692,591.37) | (11,046,386.01) | (3,258,492.65) | (2,866,481.43) | (3,064,861.20) | (3,907,506.53) | (3,907,506.53) |
| Accounts Payable & Accr Expenses | | | | | | | | | | | | |
| 222000 | 001 | 2000 | ACCOUNTS PAYABLE | - | - | - | - | - | - | - | - | - |

| | | | | | | | | | | | |
|--------|-----|------|--------------------------------------|------------------------|------------------------|------------------------|------------------------|-----------------------|-----------------------|-----------------------|-----------------------|
| 231000 | 001 | 2000 | ACCOUNTS PAYABLE | (746,160.96) | (604,966.95) | (654,568.37) | (274,366.85) | (640,655.01) | (424,574.20) | (501,012.45) | (686,153.90) |
| 231111 | 001 | 2000 | ACCOUNTS PAYABLE | (38,106.97) | (11,390.45) | (15,573.95) | (10,228.20) | (28,606.11) | (8,543.12) | (11,580.91) | (27,201.61) |
| 231222 | 001 | 2000 | ACCOUNTS PAYABLE | (941,432.53) | (164,294.17) | (32,392.67) | (22,019.08) | (30,586.87) | (103,671.62) | (363,644.14) | (759,068.36) |
| 231999 | 001 | 2000 | RECEIVING ACCRUAL | 28,940.55 | (18,559.46) | (69,175.56) | (117,664.29) | (60,838.33) | (54,388.22) | (37,569.02) | (99,853.44) |
| 236110 | 001 | 2000 | PAYROLL TAXES PAYABLE | - | - | - | - | - | - | - | - |
| 236111 | 001 | 2000 | FICA TAXES PAYABLE | - | - | - | - | - | - | - | - |
| 236112 | 001 | 2000 | EMPLOYEE WITHHOLDING PAYABLE | - | - | - | - | - | - | - | - |
| 236113 | 001 | 2000 | SUTA TAX PAYABLE - NH | - | - | - | - | - | - | - | - |
| 236114 | 001 | 2000 | FED UNEMPLOYMENT TAX PAYABLE | - | - | - | - | - | - | - | - |
| 236115 | 001 | 2000 | LOCAL PROPERTY TAXES PAYABLE | (141,550.02) | (131,550.02) | (181,922.00) | (272,883.00) | (301,118.27) | (609,152.65) | - | (90,961.00) |
| 236117 | 001 | 2000 | SECTION 125 WITHHOLDING | 4,163.21 | 4,163.21 | 4,163.21 | (1,270.74) | - | - | (2,604.44) | - |
| 236118 | 001 | 2000 | MASS STATE TAX | - | - | - | - | - | - | - | - |
| 236119 | 001 | 2000 | ACCRUED TAXES | - | - | - | - | - | - | - | - |
| 237110 | 001 | 2000 | ACCRUED INTEREST LTD | (1,315,956.27) | (1,572,602.52) | (1,885,853.49) | (297,178.97) | (647,687.68) | (1,009,880.01) | (1,254,075.18) | (1,615,970.60) |
| 237115 | 001 | 2000 | ACCR INT BC1 AUCTION RATE BNDS | - | - | - | - | - | - | - | - |
| 237120 | 001 | 2000 | ACCRUED INTEREST - LOC | (12,905.00) | (15,030.47) | (15,785.92) | (18,962.31) | (14,352.21) | (7,636.37) | (10,680.29) | (15,198.14) |
| 241100 | 001 | 2000 | UNION DUES PAYABLE | - | (4,595.56) | - | - | (4,751.29) | (4,863.48) | - | - |
| 241210 | 001 | 2000 | 401K WITHHOLDING PAYABLE | - | - | - | (13,578.01) | - | - | (14,410.62) | - |
| 241215 | 001 | 2000 | 401K LOAN WITHHOLDING PAYABLE | - | - | - | (2,851.24) | - | - | (3,064.69) | - |
| 241220 | 001 | 2000 | UNITED WAY WITHHELD | (333.00) | (501.00) | - | - | (168.00) | (168.00) | - | - |
| 241223 | 001 | 2000 | DEPENDENT CARE - FSA | 365.69 | 365.69 | 365.69 | (115.38) | - | - | (230.76) | - |
| 241226 | 001 | 2000 | LTD INSURANCE | (957.61) | (690.19) | (435.06) | (886.65) | (724.61) | (489.35) | (922.04) | (613.69) |
| 241228 | 001 | 2000 | CAR AND/OR HOME INS WITHHELD | (11.90) | (11.90) | (11.90) | (17.78) | (17.78) | (17.78) | (12.61) | (12.61) |
| 241230 | 001 | 2000 | LIFE INSURANCE WITHHELD | (73.08) | 1,042.54 | (15.57) | (512.47) | (233.63) | 46.29 | (397.01) | (66.94) |
| 241237 | 001 | 2000 | VOLUNTARY ACCIDENT INS WITHHELD | 279.61 | 330.26 | 375.72 | 284.87 | 330.33 | 375.79 | 277.17 | 326.71 |
| 241238 | 001 | 2000 | VISION INSURANCE WITHHELD | (324.82) | (426.11) | (125.88) | (377.20) | (302.22) | (181.31) | (362.00) | (246.22) |
| 241300 | 001 | 2000 | MISC CURRENT ACCRUED LIABILITY | (194,390.25) | (439,171.43) | (269,644.01) | (323,448.38) | (407,744.52) | (513,461.76) | (617,253.06) | (389,189.82) |
| 241350 | 001 | 2000 | ACCRUED LIABILITY - RETAINAGE | (493,643.65) | (497,834.65) | (497,834.65) | (436,600.23) | (436,600.23) | (461,159.85) | (504,298.89) | (360,094.46) |
| 241900 | 001 | 2000 | ACCRUED PAYROLL | (198,082.48) | (196,675.36) | (195,302.69) | (161,148.93) | (210,894.14) | (298,211.80) | (168,376.41) | (213,341.24) |
| 241905 | 001 | 2000 | ACCRUED EMPLOYER PAYROLL TAXES | (27,277.85) | (26,368.33) | (24,594.35) | (20,706.57) | (24,198.94) | (30,664.31) | (21,114.60) | (24,461.20) |
| 241910 | 001 | 2000 | ACCRUED VACATION - PWW | (164,870.82) | (205,631.45) | (223,556.95) | (229,210.93) | (248,796.33) | (267,600.75) | (268,516.25) | (243,029.32) |
| | | | | (4,271,268.70) | (3,884,398.32) | (4,061,888.40) | (2,203,742.34) | (3,057,945.84) | (3,794,242.50) | (3,779,848.20) | (4,525,135.84) |
| 241236 | 001 | 2000 | ACCRUED LIAB PENSION-SHORT TRM | - | - | - | - | - | - | - | - |
| 241304 | 001 | 2000 | EARLY RETIREE LIAB-HEALTH - ST | - | - | - | - | - | - | - | - |
| 241316 | 001 | 2000 | POST-65 HEALTH LIABILITY - ST | - | - | - | - | - | - | - | - |
| 228900 | 001 | 2000 | MASS TAXES PAYABLE | - | - | - | - | - | - | - | - |
| | | | Customer Deposits | | | | | | | | |
| 235100 | 001 | 2000 | SERVICE INSTALLATION DEPOSITS | (35,272.82) | (24,231.82) | (22,228.83) | (26,642.11) | (19,648.51) | (26,431.15) | (29,058.05) | (38,436.59) |
| 235150 | 001 | 2000 | CONSTRUCTION METER DEPOSITS | (3,600.00) | (3,600.00) | (3,600.00) | (3,600.00) | (3,600.00) | (4,000.00) | (4,220.00) | (4,220.00) |
| 235250 | 001 | 2000 | HARDSHIP CASE: CREDITS | (205.63) | (205.63) | (205.63) | (205.63) | (205.63) | (205.63) | (302.00) | (302.00) |
| 235350 | 001 | 2000 | DEPOSITS - MERRIMACK SOURCE DEV | (6,874.50) | (6,874.50) | (6,874.50) | (8,065.50) | (8,065.50) | (8,065.50) | (23,914.50) | (23,914.50) |
| 235550 | 001 | 2000 | SERVICE DEPOSITS: SALISBURY | (1,680.00) | (1,572.00) | (1,464.00) | (2,328.00) | (1,464.00) | (1,056.00) | (948.00) | (948.00) |
| 235551 | 001 | 2000 | SERVICE DEPOSITS: SALSB METERS | - | - | - | - | - | - | - | - |
| 235600 | 001 | 2000 | SERVICE INSTALL DEPOSITS - PAC | (300.00) | (300.00) | (300.00) | (300.00) | (300.00) | (300.00) | (300.00) | (300.00) |
| 235700 | 001 | 2000 | SERVICE INST DEPOSITS - PEU | (14,342.44) | (13,270.44) | (10,343.39) | (9,884.13) | (10,192.75) | (16,271.75) | (24,055.44) | (18,456.44) |
| 235750 | 001 | 2000 | DEPOSIT-AMHERST (TCI) PROJECT ESCROW | - | - | - | - | - | - | - | - |
| 235800 | 001 | 2000 | DEPOSITS | 22,500.00 | 22,500.00 | 22,500.00 | 22,500.00 | 22,500.00 | 22,500.00 | 22,500.00 | 27,500.00 |
| 235850 | 001 | 2000 | DEPOSITS - SG BEDFORD | (21,033.55) | (21,033.55) | (21,033.55) | (21,033.55) | (21,033.55) | (21,033.55) | (21,033.55) | (21,033.55) |
| 235855 | 001 | 2000 | DEPOSITS - TOWN OF BEDFORD (PFOA) | - | - | - | - | - | - | - | - |
| | | | | (60,808.94) | (48,587.94) | (43,549.90) | (49,558.92) | (42,009.94) | (54,863.58) | (81,331.54) | (80,111.08) |
| | | | | (12,796,293.92) | (15,649,291.05) | (15,798,029.67) | (13,299,687.27) | (6,358,448.43) | (6,715,587.51) | (6,926,040.94) | (8,512,753.45) |

Total Current Liabilities

Other Deferred Credits

| | | | | | | | | | | |
|--------|-----|------|---|-----------------------|-----------------------|-----------------------|-----------------------|-----------------------|-----------------------|-----------------------|
| 241305 | 001 | 2000 | EARLY RETIREE LIABILITY-HEALTH | - | - | - | - | - | - | - |
| 241315 | 001 | 2000 | POST-65 HEALTH LIABILITY | (5,443,132.00) | (5,464,035.51) | (5,484,939.02) | (5,505,318.53) | (5,525,960.04) | (5,546,601.55) | (5,567,243.06) |
| 186440 | 001 | 2000 | VEBA TRUST - UNION | 572,953.46 | 572,953.46 | 572,953.46 | 572,953.46 | 572,953.46 | 572,953.46 | 572,953.46 |
| 186445 | 001 | 2000 | VEBA TRUST - NON-UNION | 121,780.41 | 121,780.41 | 121,780.41 | 121,780.41 | 121,780.41 | 121,780.41 | 121,780.41 |
| | | | | (4,748,398.13) | (4,769,301.64) | (4,790,205.15) | (4,810,584.66) | (4,831,226.17) | (4,851,867.68) | (4,872,509.19) |
| 241306 | 001 | 2000 | ACC LIAB: SUP EXEC RETIRE PLAN | (236,769.35) | (229,550.95) | (224,137.15) | (231,740.15) | (224,126.54) | (216,381.19) | (231,442.84) |
| 253001 | 001 | 2000 | DEFERRED RENT LIABILITY | - | - | - | - | - | - | - |
| 253002 | 001 | 2000 | OTHER DEFERRED CREDITS | - | - | - | - | - | - | - |
| 253005 | 001 | 2000 | DEFRENT CR-HECOP III FITUP ALO | (23,680.08) | (21,536.76) | (19,393.44) | (17,250.12) | (17,250.12) | (17,250.12) | (17,250.12) |
| 241360 | 001 | 2000 | LEASE LIABILITY: 25 WALNUT STREET | - | (5,400,762.27) | (5,400,762.27) | (5,400,762.27) | (5,400,762.27) | (5,400,762.27) | (5,400,762.27) |
| 253101 | 001 | 2000 | DEFERRED GAIN:ASHLEY CMNS ARRA | - | - | - | - | - | - | - |
| | | | | (260,449.43) | (5,651,849.98) | (5,644,292.86) | (5,649,752.54) | (5,642,138.93) | (5,634,393.58) | (5,649,455.23) |
| 263231 | 001 | 2000 | ACCURED LIABILITY: PENSION | (12,158,919.00) | (12,132,405.08) | (12,230,891.16) | (12,329,377.24) | (12,302,863.32) | (12,401,349.40) | (12,499,835.48) |
| 241235 | 001 | 2000 | ACCRUED STOCK COMP EXPENSE | - | - | - | - | - | - | - |
| 251000 | 001 | 2000 | UNAMORTIZED DEBT PREMIUM | - | - | - | - | - | - | - |
| 251001 | 001 | 2000 | UNAMORTIZED DEBT PREMIUM-SERIES 2014A | (1,488,823.29) | (1,483,429.00) | (1,478,034.71) | (1,472,640.42) | (1,467,246.13) | (1,461,851.84) | (1,456,457.55) |
| 251002 | 001 | 2000 | UNAMORTIZED DEBT PREMIUM-SERIES 2015A | (839,758.69) | (836,842.86) | (833,927.03) | (831,011.20) | (828,095.37) | (825,179.54) | (822,263.71) |
| 251003 | 001 | 2000 | UNAMORTIZED DEBT PREMIUM-SERIES 2015B | (163,806.16) | (162,289.44) | (160,772.72) | (159,256.00) | (157,739.28) | (156,222.56) | (154,705.84) |
| 251004 | 001 | 2000 | UNAMORTIZED DEBT PREMIUM-SERIES 2018B | (107,529.75) | (107,188.38) | (106,847.01) | (106,505.64) | (106,164.27) | (105,822.90) | (105,481.53) |
| 251005 | 001 | 2000 | UNAMORTIZED DEBT PREMIUM-SERIES 2019B | (296,107.86) | (295,202.33) | (294,296.80) | (293,391.27) | (292,485.74) | (291,580.21) | (290,674.68) |
| 251006 | 001 | 2000 | UNAMORTIZED DEBT PREMIUM-SERIES 2020A | (77,399.40) | (77,171.75) | (76,944.10) | (76,716.45) | (76,488.80) | (76,261.15) | (76,033.50) |
| 251007 | 001 | 2000 | UNAMORTIZED DEBT PREMIUM-SERIES 2021A | (687,018.32) | (685,061.00) | (683,103.68) | (681,146.36) | (679,189.04) | (677,231.72) | (675,274.40) |
| 251008 | 001 | 2000 | UNAMORTIZED DEBT PREMIUM-SERIES 2022A | - | - | - | - | (55,780.62) | (55,625.24) | (55,469.86) |
| 255100 | 001 | 2000 | UNAMORTIZED INVESTMENT CREDIT | (371,490.00) | (368,737.00) | (365,984.00) | (363,231.00) | (360,478.00) | (357,725.00) | (354,972.00) |
| 283105 | 001 | 2000 | REG LIABILITY-EXCESS DEF TAX | (246,109.06) | (246,109.06) | (246,109.06) | (246,109.06) | (246,109.06) | (246,109.06) | (246,109.06) |
| 283106 | 001 | 2000 | DEF TAX LIAB-UNAMORTIZED ITC | (281,043.32) | (280,020.32) | (278,997.32) | (277,974.32) | (276,951.32) | (275,928.32) | (274,905.32) |
| 283107 | 001 | 2000 | GROSSUP TO REG LIAB EXCESS DEF | (161,423.59) | (161,423.59) | (161,423.59) | (161,423.59) | (161,423.59) | (161,423.59) | (161,423.59) |
| 282100 | 001 | 2000 | DEFERRED TAX ASSET | - | - | - | - | - | - | - |
| 282200 | 001 | 2000 | DEFERRED INCOME TAXES | (17,328,458.40) | (17,328,458.40) | (17,328,458.40) | (17,328,458.40) | (17,328,458.40) | (17,328,458.40) | (17,328,458.40) |
| 283100 | 001 | 2000 | ACCUM DEFERRED INC TAX-REG LIABILITY | (7,395,319.00) | (7,395,319.00) | (7,395,319.00) | (7,395,319.00) | (7,395,319.00) | (7,395,319.00) | (7,395,319.00) |
| 282201 | 001 | 2000 | DEF TAX OFFSET TO REG LIAB ITC | 281,043.32 | 280,020.32 | 278,997.32 | 277,974.32 | 276,951.32 | 275,928.32 | 274,905.32 |
| 282202 | 001 | 2000 | DEF TAX OFFSET TO GU REG ASSET | - | - | - | - | - | - | - |
| 282203 | 001 | 2000 | DEF TAX OFFSET TO GU REG LIAB | 161,423.59 | 161,423.59 | 161,423.59 | 161,423.59 | 161,423.59 | 161,423.59 | 161,423.59 |
| | | | Contributions in Aid of Construction - All Divisions | | | | | | | |
| 271200 | 001 | 2000 | CONTRIBUTIONS IN AID OF CONST | (40,156,713.82) | (40,181,874.92) | (40,181,874.92) | (40,208,970.01) | (40,233,956.78) | (40,254,697.40) | (40,311,473.16) |
| 271201 | 001 | 2000 | CIAC: BON TERRAIN | (959,060.87) | (959,060.87) | (959,060.87) | (959,060.87) | (959,060.87) | (959,060.87) | (959,060.87) |
| 271202 | 001 | 2000 | CIAC: TAYLOR FALLS BOOSTER STA | (150,000.00) | (150,000.00) | (150,000.00) | (150,000.00) | (150,000.00) | (150,000.00) | (150,000.00) |
| 271205 | 001 | 2000 | CIAC: TOWN OF AMHERST | (43,000.00) | (43,000.00) | (43,000.00) | (43,000.00) | (43,000.00) | (43,000.00) | (43,000.00) |
| 271210 | 001 | 2000 | CIAC: MAST ROAD | (8,500.00) | (8,500.00) | (8,500.00) | (8,500.00) | (8,500.00) | (8,500.00) | (8,500.00) |
| 271220 | 001 | 2000 | CIAC: LITTLE POND MAINS | (148,434.95) | (148,434.95) | (148,434.95) | (148,434.95) | (148,434.95) | (148,434.95) | (148,434.95) |
| 271225 | 001 | 2000 | CIAC: PWDRHILL/DUNLAP WDS TANK | (55,080.00) | (55,080.00) | (55,080.00) | (55,080.00) | (55,080.00) | (55,080.00) | (55,080.00) |
| 271230 | 001 | 2000 | CIAC: URBAN RUNOFF | (62,600.00) | (62,600.00) | (62,600.00) | (62,600.00) | (62,600.00) | (62,600.00) | (62,600.00) |
| 271240 | 001 | 2000 | CIAC-NEW SERVICES:ENGLISH WOOD | (7,610.69) | (7,610.69) | (7,610.69) | (7,610.69) | (7,610.69) | (7,610.69) | (7,610.69) |
| 271250 | 001 | 2000 | CIAC: SAFE WATER DRINKING ACT | (55,365.80) | (55,365.80) | (55,365.80) | (55,365.80) | (55,365.80) | (55,365.80) | (55,365.80) |
| 271260 | 001 | 2000 | CIAC: AUTUMN WOODS BOOSTER STA | (82,592.00) | (82,592.00) | (82,592.00) | (82,592.00) | (82,592.00) | (82,592.00) | (82,592.00) |
| 271270 | 001 | 2000 | CIAC: CHERRY LANE WELL | (35,000.00) | (35,000.00) | (35,000.00) | (35,000.00) | (35,000.00) | (35,000.00) | (35,000.00) |
| 271275 | 001 | 2000 | CIAC: MANCHESTER INTERCONNECT | (422,611.50) | (422,611.50) | (422,611.50) | (422,611.50) | (422,611.50) | (422,611.50) | (422,611.50) |
| 271310 | 001 | 2000 | CIAC - MAPLEWOOD | (278,874.00) | (283,084.00) | (283,084.00) | (283,084.00) | (283,084.00) | (283,084.00) | (283,084.00) |
| 271320 | 001 | 2000 | CIAC - LAUREL WOODS | (242,348.60) | (242,348.60) | (242,348.60) | (242,348.60) | (242,348.60) | (242,348.60) | (242,348.60) |

| | | | | | | | | | | | | |
|--------|-----|------|---------------------------------------|-------------------------|-------------------------|-------------------------|-------------------------|-------------------------|-------------------------|-------------------------|-------------------------|----------------|
| 271400 | 001 | 2000 | CONTR IN AID OF CONST-DEV INST | (2,348,455.85) | (2,348,455.85) | (2,348,455.85) | (2,348,455.85) | (2,348,455.85) | (2,348,455.85) | (2,348,455.85) | (2,348,455.85) | (2,348,455.85) |
| 271550 | 001 | 2000 | CIAC: AUTUMN WOODS | (189,754.78) | (189,754.78) | (189,754.78) | (189,754.78) | (189,754.78) | (189,754.78) | (189,754.78) | (189,754.78) | (189,754.78) |
| 252001 | 001 | 2000 | CUST ADV FOR CONST: MVD INTER | (84,000.00) | (84,000.00) | (84,000.00) | (84,000.00) | (84,000.00) | (84,000.00) | (84,000.00) | (84,000.00) | (84,000.00) |
| | | | | (45,330,002.86) | (45,359,373.96) | (45,359,373.96) | (45,386,469.05) | (45,411,455.82) | (45,432,196.44) | (45,488,972.20) | (45,503,745.10) | |
| | | | Reserve for Amort of CIAC: All | | | | | | | | | |
| 272101 | 001 | 2000 | RESERVE FOR AMORT OF CIAC:PWV | 12,148,699.08 | 12,218,970.98 | 12,289,242.69 | 12,359,554.42 | 12,429,892.56 | 12,500,263.73 | 12,570,733.15 | 12,641,037.45 | |
| | | | Total Deferred Credits | (79,350,890.27) | (84,679,767.90) | (84,705,316.95) | (84,770,413.87) | (84,751,345.39) | (84,796,929.99) | (84,901,258.48) | (84,815,680.23) | |
| | | | Total Equity & Liabilities | (310,321,050.48) | (315,400,521.71) | (308,906,270.36) | (305,663,691.22) | (305,367,420.59) | (305,697,908.56) | (306,341,121.65) | (308,457,427.20) | |

- - - - -

| 8 Aug-22 | 9 Sep-22 | 10 Oct-22 | 11 Nov-22 | 12 Dec-22 | 13 Month Average |
|---------------------|---------------------|---------------------|---------------------|---------------------|---------------------|
| 934,502.70 | 934,502.70 | 934,502.70 | 934,502.70 | 934,502.70 | 934,502.70 |
| - | - | - | - | - | - |
| - | - | - | - | - | - |
| - | - | - | - | - | - |
| - | - | - | - | - | - |
| 228,958.93 | 228,958.93 | 228,958.93 | 228,958.93 | 228,958.93 | 228,538.93 |
| - | - | - | - | - | - |
| - | - | - | - | - | - |
| 552,513.16 | 552,513.16 | 552,513.16 | 552,513.16 | 552,513.16 | 552,513.16 |
| 688,358.24 | 688,358.24 | 688,358.24 | 688,358.24 | 688,358.24 | 688,358.24 |
| - | - | - | - | - | - |
| - | - | - | - | - | - |
| 2,404,333.03 | 2,404,333.03 | 2,404,333.03 | 2,404,333.03 | 2,404,333.03 | 2,403,913.03 |
| 3,872,198.94 | 3,872,198.94 | 3,872,198.94 | 3,872,198.94 | 3,872,198.94 | 4,320,754.38 |
| - | - | - | - | - | - |
| 404,000.00 | 404,000.00 | 404,000.00 | 404,000.00 | 404,000.00 | 404,000.00 |
| - | - | - | - | - | - |
| - | - | - | - | - | - |
| - | - | - | - | - | - |
| 3,503,015.07 | 3,503,015.07 | 3,503,015.07 | 3,503,015.07 | 3,503,015.07 | 3,502,104.03 |
| - | - | - | - | - | - |
| - | - | - | - | - | - |
| 37,889.68 | 37,889.68 | 37,889.68 | 37,889.68 | 37,889.68 | 30,135.83 |
| - | - | - | - | - | - |
| - | - | - | - | - | - |
| - | - | - | - | - | - |
| 3,772.19 | 3,772.19 | 3,772.19 | 3,772.19 | 3,772.19 | 3,772.19 |
| 2,923,887.95 | 2,923,887.95 | 2,923,887.95 | 2,923,887.95 | 2,923,887.95 | 2,934,010.30 |
| 65,787.00 | 65,787.00 | 65,787.00 | 65,787.00 | 65,787.00 | 65,787.00 |
| - | - | - | - | - | - |
| - | - | - | - | - | - |
| - | - | - | - | - | - |
| 328,053.44 | 328,053.44 | 328,053.44 | 330,010.96 | 330,010.96 | 322,143.62 |
| 7,449,164.44 | 7,449,164.44 | 7,449,164.44 | 7,449,164.44 | 7,449,164.44 | 7,449,164.44 |
| 20,460.19 | 20,460.19 | 20,460.19 | 20,460.19 | 20,460.19 | 20,460.19 |
| - | - | - | - | - | - |
| 24,450,279.19 | 24,450,279.19 | 24,450,279.19 | 24,453,816.14 | 24,453,816.14 | 24,450,782.50 |
| 387,272.05 | 387,272.05 | 387,272.05 | 387,272.05 | 387,272.05 | 387,272.05 |
| - | - | - | - | - | - |
| 4,983,156.52 | 4,983,156.52 | 4,983,156.52 | 4,983,156.52 | 4,983,156.52 | 4,983,156.52 |
| - | - | - | - | - | - |
| - | - | - | - | - | - |
| - | - | - | - | - | - |
| - | - | - | - | - | - |
| 6,925,777.75 | 6,925,777.75 | 6,925,777.75 | 6,955,705.40 | 6,955,705.40 | 6,929,648.46 |

14245113.53 -14245113.53 2671556.09 #####

| | | | | | |
|----------------------|----------------------|----------------------|----------------------|----------------------|----------------------|
| 1,190,259.55 | 1,190,259.55 | 1,190,259.55 | 1,190,385.31 | 1,190,385.31 | 1,190,278.90 |
| 249,385.96 | 265,135.35 | 265,135.35 | 265,315.54 | 265,315.54 | 249,620.85 |
| - | - | - | - | - | - |
| - | - | - | - | - | - |
| 1,543.33 | 1,543.33 | 1,543.33 | 1,543.33 | 1,543.33 | 1,543.33 |
| 3,781,386.79 | 3,781,386.79 | 3,781,386.79 | 3,781,386.79 | 3,781,386.79 | 3,781,323.96 |
| 60,577,290.04 | 60,593,039.43 | 60,593,039.43 | 60,628,767.50 | 60,628,767.50 | 61,025,958.55 |
| 1,384,803.54 | 1,384,803.54 | 1,384,803.54 | 1,384,803.54 | 1,384,803.54 | 1,384,706.15 |
| 5,634,020.42 | 5,634,020.42 | 5,634,020.42 | 5,638,200.22 | 5,638,200.22 | 5,634,567.65 |
| - | - | - | - | - | - |
| - | - | - | - | - | - |
| - | - | - | - | - | - |
| - | - | - | - | - | - |
| 1,148,777.46 | 1,148,777.46 | 1,148,777.46 | 1,161,428.09 | 1,178,501.68 | 1,138,412.19 |
| 6,047.12 | 6,047.12 | 6,047.12 | 6,047.12 | 6,047.12 | 6,047.12 |
| 26,687.40 | 26,687.40 | 26,687.40 | 26,714.59 | 26,714.59 | 21,556.62 |
| - | - | - | - | - | - |
| - | - | - | - | - | - |
| - | - | - | - | - | - |
| 15,857.20 | 15,857.20 | 15,857.20 | 15,857.20 | 15,857.20 | 15,857.20 |
| 248,484.33 | 248,484.33 | 248,484.33 | 248,484.33 | 248,484.33 | 248,484.33 |
| 54,759.15 | 54,759.15 | 54,759.15 | 54,759.15 | 54,759.15 | 54,759.15 |
| - | - | - | - | - | - |
| - | - | - | - | - | - |
| - | - | - | - | - | - |
| 742,552.49 | 742,552.49 | 742,552.49 | 764,871.84 | 808,273.80 | 749,276.16 |
| - | - | - | - | - | - |
| - | - | - | - | - | - |
| - | - | - | - | - | - |
| - | - | - | - | - | - |
| 76,495.62 | 76,495.62 | 76,495.62 | 76,495.62 | 76,495.62 | 76,495.62 |
| 13,500.00 | 13,500.00 | 13,500.00 | 13,500.00 | 13,500.00 | 13,500.00 |
| - | - | - | - | - | - |
| 15,961,348.38 | 15,965,848.38 | 15,965,848.38 | 15,975,148.06 | 15,981,129.40 | 15,961,337.47 |
| - | - | - | - | - | - |
| 1,376,761.67 | 1,376,761.67 | 1,376,761.67 | 1,376,761.67 | 1,631,503.39 | 1,394,924.66 |
| - | - | - | - | - | - |
| 26,690,094.78 | 26,694,594.78 | 26,694,594.78 | 26,743,071.43 | 27,064,270.04 | 26,699,924.32 |
| (384,880.18) | (384,880.18) | (384,880.18) | (384,880.18) | (384,880.18) | (384,880.18) |
| (460,025.00) | (460,025.00) | (460,025.00) | (460,025.00) | (460,025.00) | (460,025.00) |
| 403,074.42 | 404,476.94 | 405,879.46 | 407,281.97 | 408,684.49 | 400,269.40 |
| 249,285.75 | 250,135.37 | 250,984.99 | 251,834.61 | 252,684.23 | 247,586.51 |
| - | - | - | - | - | - |
| - | - | - | - | - | - |
| - | - | - | - | - | - |
| - | - | - | - | - | - |
| 11,224,659.15 | 11,224,659.15 | 11,224,659.15 | 11,314,658.63 | 11,315,330.82 | 11,553,887.80 |
| 322,272.32 | 322,272.32 | 322,272.32 | 322,272.32 | 322,272.32 | 322,272.32 |
| 360,604.84 | 360,604.84 | 360,604.84 | 360,604.84 | 360,604.84 | 360,604.84 |
| 5,962,821.33 | 5,987,681.33 | 5,987,681.33 | 5,987,838.72 | 5,987,838.72 | 5,970,196.33 |
| 239,018.36 | 239,018.36 | 239,018.36 | 239,018.36 | 238,564.82 | 238,983.47 |

| | | | | | |
|---------------|---------------|---------------|---------------|---------------|---------------|
| 13,075,686.45 | 13,075,686.45 | 13,075,686.45 | 13,075,686.45 | 13,075,646.46 | 13,075,683.37 |
| 1,440,589.96 | 1,440,589.96 | 1,440,589.96 | 1,440,589.96 | 1,440,589.96 | 1,440,589.96 |
| 531,932.04 | 531,932.04 | 531,932.04 | 531,932.04 | 531,932.04 | 531,932.04 |
| 235,507.36 | 235,507.36 | 235,507.36 | 235,507.36 | 235,507.36 | 235,507.36 |
| - | - | - | - | - | - |
| 45,949,835.62 | 46,184,448.92 | 46,686,990.69 | 46,922,958.27 | 47,081,240.69 | 45,952,967.90 |
| 122,253.28 | 122,253.28 | 122,253.28 | 122,253.28 | 122,253.28 | 122,253.28 |
| - | - | - | - | - | - |
| - | - | - | - | - | - |
| - | - | - | - | - | - |
| - | - | - | - | - | - |
| 3,175,018.59 | 3,249,295.66 | 3,310,635.14 | 3,335,651.96 | 3,356,596.60 | 3,187,887.21 |
| 49,084.81 | 49,084.81 | 49,084.81 | 49,084.81 | 49,084.81 | 49,065.96 |
| 26,499.10 | 26,499.10 | 26,499.10 | 26,499.10 | 26,499.10 | 26,494.39 |
| 64,058.55 | 64,058.55 | 64,058.55 | 64,058.55 | 64,058.55 | 64,058.55 |
| 67,980.24 | 67,980.24 | 67,980.24 | 67,980.24 | 67,980.24 | 67,980.24 |
| - | - | - | - | - | - |
| - | - | - | - | - | - |
| 26,401,929.29 | 26,497,024.87 | 26,497,024.87 | 26,514,384.09 | 26,795,312.80 | 26,418,846.02 |
| - | - | - | - | - | - |
| - | - | - | - | - | - |
| - | - | - | - | - | - |
| - | - | - | - | - | - |
| 1,479,791.18 | 1,479,791.18 | 1,479,791.18 | 1,479,791.18 | 1,479,201.12 | 1,480,807.82 |
| 4,851,139.63 | 4,850,050.68 | 4,868,002.68 | 4,898,783.69 | 4,895,677.82 | 4,835,867.89 |
| - | - | - | - | - | - |
| - | - | - | - | - | - |
| - | - | - | - | - | - |
| - | - | - | - | - | - |
| - | - | - | - | - | - |
| - | - | - | - | - | - |
| - | - | - | - | - | - |
| 3,959,425.66 | 4,038,226.38 | 4,122,895.76 | 4,160,865.54 | 4,166,641.31 | 3,967,928.79 |
| 7,422,343.26 | 7,435,412.92 | 7,444,975.72 | 7,449,322.20 | 7,491,248.41 | 7,375,621.83 |
| 2,012,997.92 | 2,016,826.10 | 2,021,292.31 | 2,023,521.61 | 2,036,716.64 | 1,996,881.61 |
| 4,536,915.84 | 4,530,187.78 | 4,539,197.66 | 4,543,918.75 | 4,539,855.15 | 4,529,332.33 |
| - | - | - | - | - | - |
| 2,486,372.33 | 2,496,403.37 | 2,484,901.54 | 2,487,454.18 | 2,541,790.70 | 2,483,501.77 |
| - | - | - | - | - | - |
| - | - | - | - | - | - |
| - | - | - | - | - | - |
| - | - | - | - | - | - |
| - | - | - | - | - | - |
| - | - | - | - | - | - |
| - | - | - | - | - | - |
| - | - | - | - | - | - |
| - | - | - | - | - | - |
| - | - | - | - | - | - |
| - | - | - | - | - | - |
| - | - | - | - | - | - |
| - | - | - | - | - | - |
| - | - | - | - | - | - |
| - | - | - | - | - | - |
| - | - | - | - | - | - |
| - | - | - | - | - | - |
| - | - | - | - | - | - |
| - | - | - | - | - | - |
| - | - | - | - | - | - |
| 5,261.49 | 5,261.49 | 5,261.49 | 7,862.38 | 7,862.38 | 4,661.28 |
| 3,171,175.42 | 3,182,001.68 | 3,182,001.68 | 3,192,621.48 | 3,191,648.43 | 3,172,372.99 |
| - | - | - | - | - | - |
| - | - | - | - | - | - |

| | | | | | |
|------------------------|------------------------|------------------------|------------------------|------------------------|------------------------|
| 100,205.95 | 100,205.95 | 100,205.95 | 100,205.95 | 100,205.95 | 100,205.95 |
| 1,846,169.65 | 1,846,169.65 | 1,846,169.65 | 1,846,169.65 | 1,846,169.65 | 1,840,321.03 |
| 900.00 | 900.00 | 900.00 | 900.00 | 900.00 | 900.00 |
| - | - | - | - | - | - |
| - | - | - | - | - | - |
| - | - | - | - | - | - |
| 30,352.30 | 30,352.30 | 30,352.30 | 30,352.30 | 30,352.30 | 30,352.30 |
| 565.00 | 565.00 | 565.00 | 565.00 | 565.00 | 565.00 |
| 97,067.72 | 97,067.72 | 97,067.72 | 97,067.72 | 97,067.72 | 97,067.72 |
| 295,946.98 | 295,946.98 | 295,946.98 | 295,946.98 | 295,946.98 | 295,946.98 |
| - | - | - | - | - | - |
| - | - | - | - | - | - |
| - | - | - | - | - | - |
| - | - | - | - | - | - |
| 141,353,836.61 | 141,893,673.55 | 142,573,965.38 | 143,040,538.99 | 143,609,626.51 | 141,634,497.08 |
| 677,695.98 | 677,695.98 | 677,695.98 | 677,695.98 | 682,916.31 | 678,097.54 |
| 3,963,983.60 | 3,895,906.92 | 3,895,906.92 | 3,958,255.15 | 4,145,092.55 | 3,949,456.49 |
| 855,929.77 | 855,929.77 | 855,929.77 | 879,532.09 | 953,882.09 | 865,588.38 |
| - | - | - | - | - | - |
| 190,326.84 | 190,326.84 | 190,326.84 | 190,326.84 | 190,326.84 | 188,274.21 |
| 376,133.08 | 376,133.08 | 376,133.08 | 376,133.08 | 501,105.56 | 385,746.35 |
| 1,067,968.86 | 1,000,455.78 | 1,000,455.78 | 1,001,447.54 | 1,001,447.54 | 1,045,817.32 |
| - | - | - | - | - | - |
| - | - | - | - | - | - |
| - | - | - | - | - | - |
| - | - | - | - | - | - |
| 8,286,403.85 | 8,295,205.99 | 8,304,361.99 | 8,375,121.69 | 8,439,853.07 | 8,287,992.38 |
| 797,295.78 | 794,220.61 | 794,220.61 | 794,220.61 | 819,495.39 | 790,854.96 |
| - | - | - | - | - | - |
| 16,215,737.76 | 16,085,874.97 | 16,095,030.97 | 16,252,732.98 | 16,734,119.35 | 16,191,827.63 |
| 28,856.17 | 28,856.17 | 28,856.17 | 28,856.17 | 28,856.17 | 28,856.17 |
| 229,132.31 | 229,132.31 | 229,132.31 | 229,132.31 | 229,132.31 | 229,132.31 |
| 257,988.48 | 257,988.48 | 257,988.48 | 257,988.48 | 257,988.48 | 257,988.48 |
| 247,499,280.70 | 247,929,504.24 | 248,618,952.07 | 249,327,432.41 | 250,699,104.91 | 248,214,109.10 |
| (89,859,216.79) | (90,145,782.64) | (90,659,878.63) | (91,190,071.97) | (91,230,596.63) | (89,268,914.28) |
| 7,324,631.04 | 7,371,952.14 | 7,451,137.94 | 7,493,279.44 | 7,806,630.96 | 7,351,059.25 |
| 7,895,222.51 | 7,971,308.92 | 7,976,838.40 | 7,975,710.40 | 8,569,049.49 | 7,629,044.16 |
| 3,531,600.00 | 3,531,600.00 | 3,531,600.00 | 3,531,600.00 | 3,531,600.00 | 3,531,600.00 |
| (71,107,763.24) | (71,270,921.58) | (71,700,302.29) | (72,189,482.13) | (71,323,316.18) | (70,757,210.87) |
| 176,391,517.46 | 176,658,582.66 | 176,918,649.78 | 177,137,950.28 | 179,375,788.73 | 177,456,898.23 |
| (7,834.78) | (10,026.45) | (10,026.51) | (9,089.73) | (10,026.59) | (9,772.42) |
| 1,075,275.14 | 1,642,455.79 | 1,734,126.67 | 1,491,317.74 | 170,840.72 | 757,489.72 |
| 84.87 | 84.87 | 84.87 | 84.87 | 84.87 | 84.87 |
| 290,813.70 | 298,748.56 | 350,092.21 | 396,317.20 | 660,452.46 | 273,043.37 |
| 1,358,338.93 | 1,931,262.77 | 2,074,277.24 | 1,878,630.08 | 821,351.46 | 1,020,845.53 |
| 177,749,856.39 | 178,589,845.43 | 178,992,927.02 | 179,016,580.36 | 180,197,140.19 | 178,477,743.76 |

| | | | | | |
|---------------------|---------------------|----------------------|----------------------|---------------------|----------------------|
| 2,000.00 | 2,000.00 | 2,000.00 | 2,000.00 | 2,000.00 | 2,000.00 |
| 2,000.00 | 2,000.00 | 2,000.00 | 2,000.00 | 2,000.00 | 2,000.00 |
| 2,000.00 | 2,000.00 | 2,000.00 | 2,000.00 | 2,000.00 | 2,000.00 |
| - | - | - | - | - | - |
| - | - | - | - | - | - |
| - | - | - | - | - | - |
| - | - | - | - | - | - |
| - | - | - | - | - | - |
| 1,114,591.48 | 1,238,995.80 | 1,235,169.11 | 1,218,614.86 | 1,102,508.68 | 785,981.28 |
| - | - | - | - | 218,837.50 | 33,473.08 |
| - | - | - | - | - | - |
| - | - | - | - | - | - |
| - | - | - | - | - | - |
| 1,232,514.12 | 1,905,687.68 | 2,434,749.91 | 2,433,803.61 | 1,773,079.40 | 1,417,972.57 |
| 3,634,249.32 | 2,669,556.75 | 3,860,439.64 | 1,823,320.34 | 455,504.22 | 2,637,214.14 |
| 1,812,614.75 | 2,329,612.68 | 2,534,370.12 | 3,342,530.54 | 2,290,818.49 | 2,612,227.28 |
| 746,085.95 | 827,691.48 | 1,356,647.42 | 1,887,594.02 | 2,505,790.32 | 1,865,986.79 |
| - | - | - | - | - | - |
| 5,224.84 | - | - | - | - | 1,607.64 |
| - | - | - | - | - | 2,105.71 |
| - | - | - | - | - | 10,931.73 |
| 14,562.16 | - | - | - | - | 10,081.50 |
| 4,577.68 | - | - | - | - | 1,760.65 |
| - | - | - | - | - | - |
| 638,032.56 | 725,708.63 | 798,705.61 | 872,265.67 | 940,380.58 | 806,527.39 |
| - | - | - | - | - | - |
| - | - | - | - | - | - |
| - | - | - | - | - | - |
| - | - | - | - | - | - |
| - | - | - | - | - | - |
| 9,208,452.86 | 9,703,253.02 | 12,226,081.81 | 11,584,129.04 | 9,292,919.19 | 10,191,869.76 |
| - | - | - | - | - | - |
| 2,935,726.42 | 4,359,720.81 | 2,534,211.39 | 2,280,112.34 | 2,853,154.20 | 2,749,016.31 |
| - | - | - | - | - | - |
| 13,578.70 | 14,005.90 | 15,627.82 | 11,984.26 | 11,698.42 | 19,609.19 |
| 284,702.52 | 287,967.91 | 280,632.37 | 335,058.99 | 641,555.90 | 303,684.22 |
| - | - | - | - | - | - |
| 30,442.53 | 35,202.57 | 30,322.39 | 38,399.64 | 47,713.23 | 35,438.36 |
| (25,000.00) | (25,000.00) | (25,000.00) | (25,000.00) | (25,053.03) | (24,766.90) |
| (22,330.55) | (19,806.05) | (19,806.05) | (19,806.05) | (22,277.95) | (19,060.08) |
| 3,217,119.62 | 4,652,091.14 | 2,815,987.92 | 2,620,749.18 | 3,506,790.77 | 3,063,921.10 |
| - | - | - | - | - | - |
| 3,527,558.00 | 2,685,833.00 | 2,487,084.00 | 2,292,883.00 | 1,851,529.00 | 2,441,042.46 |
| 1,135,046.88 | 875,700.21 | 659,937.40 | 484,052.06 | 310,180.94 | 1,710,905.81 |
| - | - | - | - | - | - |
| 344.13 | 270.65 | 254.38 | (184.01) | (188.73) | 82,878.80 |
| - | - | - | 345,212.59 | 309,484.74 | 50,361.33 |
| - | - | - | - | (400,735.12) | (30,825.78) |
| 4,662,949.01 | 3,561,803.86 | 3,147,275.78 | 3,121,963.64 | 2,070,270.83 | 4,254,362.62 |
| 398,935.70 | 406,646.49 | 410,499.85 | 413,746.67 | 421,682.97 | 404,417.48 |

| | | | | | |
|----------------------|----------------------|----------------------|----------------------|----------------------|----------------------|
| 193,890.46 | 171,764.12 | 155,297.24 | 221,266.75 | 189,002.40 | 205,096.73 |
| 566.51 | 566.51 | 553.21 | 367.41 | 1,076.07 | 581.72 |
| - | - | - | - | - | - |
| 347,221.63 | 296,564.52 | 325,441.33 | 273,771.79 | 330,999.58 | 291,925.89 |
| (75.13) | (75.13) | (75.13) | (75.13) | (75.13) | (75.13) |
| 20,553.11 | 20,553.11 | 20,553.11 | 20,553.11 | 20,553.11 | 20,553.11 |
| - | - | - | - | - | - |
| - | - | - | - | - | - |
| - | - | - | - | - | - |
| 13,245.29 | 11,436.93 | 9,282.20 | 6,931.62 | 19,425.73 | 13,634.10 |
| - | - | - | - | - | - |
| - | - | - | - | - | - |
| - | - | - | - | - | - |
| (78,524.67) | (59,835.40) | 871.81 | 99,115.61 | 6,444.07 | (37,129.06) |
| 895,812.90 | 847,621.15 | 922,423.62 | 1,035,677.83 | 989,108.80 | 901,231.04 |
| 169,764.75 | 176,910.00 | 118,467.70 | 62,439.66 | 4,366.60 | 97,275.78 |
| - | - | - | - | - | - |
| 453,421.72 | 469,344.89 | 493,562.35 | 455,357.57 | 435,353.68 | 423,558.97 |
| 255,844.75 | - | - | 294,973.15 | 786,897.40 | 298,298.68 |
| - | - | - | - | - | - |
| - | - | - | - | - | - |
| 27,500.00 | 27,500.00 | 27,500.00 | 27,500.00 | 27,500.00 | 25,384.58 |
| 32,000.00 | 32,000.00 | 32,000.00 | 32,000.00 | 32,000.00 | 32,000.00 |
| 296,733.91 | 305,768.78 | 81,132.34 | 342,176.49 | 383,390.31 | 241,195.83 |
| - | - | - | - | - | - |
| - | - | - | - | - | - |
| (28,240.26) | (28,240.26) | (30,341.40) | (30,341.40) | (32,353.51) | (28,826.51) |
| 1,207,024.87 | 983,283.41 | 722,320.99 | 1,184,105.47 | 1,637,154.48 | 1,088,887.33 |
| 15,822,496.00 | 15,790,512.21 | 16,754,657.80 | 18,153,008.69 | 29,688,336.30 | 17,773,179.47 |
| - | - | - | - | - | - |
| 3,464,004.05 | 3,593,860.25 | 3,695,499.70 | 3,786,906.19 | - | 2,750,349.43 |
| 506,638.82 | 519,937.84 | 530,055.67 | 545,345.78 | - | 407,621.18 |
| - | - | - | - | - | 5,979.11 |
| 4,309,614.43 | 4,597,646.34 | 4,789,286.69 | 5,025,844.49 | - | 3,325,632.86 |
| 24,102,753.30 | 24,501,956.64 | 25,769,499.86 | 27,511,105.15 | 29,688,336.30 | 24,262,762.05 |
| 43,294,112.56 | 44,250,009.22 | 45,603,589.98 | 47,057,730.31 | 47,184,580.37 | 43,763,033.89 |
| - | - | - | - | - | - |
| - | - | - | - | - | - |
| - | - | - | - | - | - |
| - | - | - | - | - | - |
| 59,475,603.67 | 59,305,116.43 | 59,134,629.18 | 58,964,141.94 | 58,793,654.70 | 59,816,192.00 |
| - | - | - | - | - | - |
| - | - | - | - | - | - |
| - | - | - | - | - | - |
| - | - | - | - | - | - |
| - | - | - | - | - | - |
| - | - | - | - | - | - |

| | | | | | |
|------------|------------|------------|------------|------------|-------------------|
| - | - | - | - | - | - |
| 16,313.81 | 16,243.19 | 16,172.57 | 16,101.95 | 16,031.33 | 16,455.05 |
| 4,868.49 | 4,847.41 | 4,826.33 | 4,805.25 | 4,784.17 | 4,910.65 |
| 14,073.37 | 13,885.73 | 13,698.09 | 13,510.44 | 13,322.80 | 14,448.68 |
| - | - | - | - | - | - |
| - | - | - | - | - | - |
| 10,432.21 | 10,046.40 | 9,660.60 | 9,274.80 | 8,888.99 | 11,203.82 |
| - | - | - | - | - | - |
| - | - | - | - | - | - |
| - | - | - | - | - | - |
| - | - | - | - | - | - |
| - | - | - | - | - | - |
| - | - | - | - | - | - |
| 1,016.65 | 979.00 | 941.35 | 903.70 | 866.05 | 1,091.95 |
| 5,381.19 | 5,243.36 | 5,105.52 | 4,967.69 | 4,829.85 | 5,656.86 |
| 2,911.34 | 2,834.65 | 2,757.95 | 2,681.26 | 2,604.56 | 3,064.73 |
| - | - | - | - | - | - |
| - | - | - | - | - | - |
| - | - | - | - | - | - |
| - | - | - | - | - | - |
| - | - | - | - | - | - |
| - | - | - | - | - | - |
| - | - | - | - | - | - |
| 10,533.23 | 10,533.23 | 10,533.23 | 10,533.23 | 10,533.23 | 10,533.23 |
| 5,295.95 | 5,295.95 | 5,295.95 | 5,295.95 | 5,295.95 | 13,601.38 |
| 836,777.09 | 834,696.09 | 834,696.09 | 834,696.09 | 865,524.37 | 839,907.80 |
| 9,834.90 | 10,235.90 | 14,547.34 | 14,547.34 | 16,887.34 | 6,127.29 |
| - | - | - | - | - | - |
| - | - | - | - | - | - |
| - | - | - | - | - | - |
| - | - | - | - | - | - |
| - | - | - | - | - | - |
| - | - | - | - | - | - |
| - | - | - | - | - | - |
| 7,983.30 | 7,897.49 | 7,811.69 | 7,725.88 | 7,640.08 | 8,154.91 |
| - | - | - | - | - | - |
| - | - | - | - | - | - |
| - | - | - | - | - | - |
| - | - | - | - | - | - |
| - | - | - | - | - | - |
| - | - | - | - | - | - |
| - | - | - | - | - | - |
| - | - | - | - | - | - |
| 2,164.52 | 1,984.62 | 1,804.74 | 1,624.85 | 1,444.97 | 2,524.28 |
| 2,718.67 | 2,491.89 | 2,265.15 | 2,038.37 | 1,811.62 | 3,172.18 |
| 11,349.53 | 11,127.00 | 10,904.47 | 10,681.92 | 10,459.38 | 11,794.62 |
| 4,950.04 | 4,766.71 | 4,583.38 | 4,400.04 | 4,216.70 | 5,316.71 |
| - | - | - | - | - | - |
| 6,342.14 | 6,261.41 | 6,180.68 | 6,099.95 | 6,019.22 | 6,503.60 |
| 26,003.27 | 25,680.04 | 25,356.82 | 25,033.59 | 24,710.37 | 26,649.72 |
| 94,004.23 | 93,157.34 | 92,310.45 | 91,463.56 | 90,616.67 | 95,698.01 |
| 44,879.08 | 44,474.77 | 44,070.46 | 43,666.15 | 43,261.84 | 45,687.70 |
| - | - | - | - | - | - |

| | | | | | | |
|----------------------|----------------------|----------------------|----------------------|----------------------|----------------------|---------------------------------|
| (545.91) | (545.91) | (545.91) | - | - | (461.92) | |
| 773.00 | 579.75 | 386.50 | 193.25 | - | 1,159.50 | |
| 11,211.19 | 11,069.28 | 10,927.37 | 10,785.46 | 10,643.55 | 11,495.01 | |
| - | - | - | - | - | - | |
| - | - | - | - | - | - | |
| 1,038.18 | 696.66 | 355.17 | 13.66 | - | 1,746.40 | |
| 1,828.30 | 1,687.62 | 1,547.00 | 1,406.35 | 1,265.67 | 2,109.52 | |
| - | - | - | - | - | - | |
| 2,751.91 | 2,080.08 | 1,429.27 | 1,359.76 | 1,295.13 | 4,239.69 | |
| 4,974.32 | 4,663.39 | 4,352.53 | 4,041.67 | 3,730.74 | 5,596.08 | |
| 5,401.08 | 5,255.10 | 5,109.12 | 4,963.15 | 4,817.17 | 5,693.02 | |
| - | - | - | - | - | - | |
| - | - | - | - | 113,182.03 | 8,706.31 | |
| 23,685.25 | 22,204.82 | 20,724.59 | 19,244.36 | 17,763.93 | 26,645.91 | |
| 98,147.94 | 97,158.41 | 96,168.88 | 95,179.34 | 94,189.81 | 99,784.91 | |
| - | - | - | - | - | - | |
| - | - | - | - | - | - | |
| 14,746.21 | 14,512.23 | 14,278.25 | 14,044.27 | 13,810.29 | 15,207.81 | |
| - | - | - | - | - | - | |
| - | - | - | - | - | - | |
| - | - | - | - | - | - | |
| - | - | - | - | - | - | |
| - | - | - | - | - | - | |
| 24,707.49 | 24,077.34 | 23,447.20 | 22,817.06 | 22,186.92 | 25,967.77 | |
| - | - | - | - | - | - | |
| - | - | - | - | - | - | |
| - | - | - | - | - | - | |
| 231,834.15 | 227,921.27 | 224,008.44 | 220,095.61 | 216,182.74 | 239,659.86 | |
| 153,822.32 | 153,120.53 | 152,418.74 | 151,716.95 | 151,015.16 | 154,743.25 | |
| - | - | - | - | - | - | |
| - | - | - | - | - | - | |
| - | - | - | - | - | - | |
| - | - | - | - | - | - | |
| 8,167,910.64 | 8,132,203.97 | 8,096,497.30 | 8,060,790.63 | 2,024,671.00 | 7,777,753.75 | |
| 1,076,582.00 | 1,072,892.50 | 1,069,203.00 | 1,065,513.50 | (645,748.00) | 952,609.31 | |
| - | - | - | - | - | - | |
| - | - | - | - | - | - | |
| 70,412,304.75 | 70,187,375.65 | 69,968,459.49 | 69,746,358.97 | 61,962,410.33 | 70,281,351.34 | (4,116,517.56) ##### 64700004.9 |
| - | - | - | - | - | - | |
| - | - | - | - | - | - | |
| - | - | - | - | - | - | |
| - | - | - | - | - | - | |
| - | - | - | - | - | - | |
| 10,199,866.16 | 9,942,775.24 | 9,685,977.70 | 9,436,011.78 | 9,181,986.86 | 10,632,484.44 | (5,400,762.27) |
| - | - | - | - | - | - | |
| 5,400,762.27 | 5,400,762.27 | 5,400,762.27 | 5,400,762.27 | 5,101,442.54 | 4,962,294.42 | |
| 86,012,933.18 | 85,530,913.16 | 85,055,199.46 | 84,583,133.02 | 76,245,839.73 | 85,876,130.20 | |
| - | - | - | - | - | - | |

| | | | | | |
|------------------------|------------------------|------------------------|------------------------|------------------------|------------------------|
| 307,056,902.13 | 308,370,767.81 | 309,651,716.46 | 310,657,443.69 | 303,627,560.29 | 308,116,907.86 |
| | | | | | - |
| | | | | | - |
| | | | | | - |
| | | | | | - |
| (30,000.00) | (30,000.00) | (30,000.00) | (30,000.00) | (30,000.00) | (30,000.00) |
| (91,201,250.15) | (91,201,250.15) | (91,201,250.15) | (91,201,250.15) | (91,201,250.15) | (92,176,368.31) |
| - | - | - | - | - | - |
| - | - | - | - | - | - |
| - | - | - | - | - | - |
| - | - | - | - | - | (15,252.21) |
| | | | | | - |
| (1,208,540.09) | (1,612,404.14) | (1,473,893.29) | (1,410,542.56) | (748,845.14) | (272,376.55) |
| | | | | | - |
| (92,439,790.24) | (92,843,654.29) | (92,705,143.44) | (92,641,792.71) | (91,980,095.29) | (92,493,997.07) |
| | | | | | - |
| | | | | | - |
| | | | | | (195,666.31) |
| | | | | | - |
| | | | | | - |
| (1,171,759.76) | (1,157,327.81) | (1,142,853.92) | (1,128,337.96) | (1,113,779.80) | (1,200,207.18) |
| (136,556.08) | (135,442.08) | (134,321.08) | (133,192.08) | (132,055.08) | (138,707.70) |
| (432,558.52) | (429,648.52) | (426,718.52) | (423,767.50) | (420,795.52) | (438,171.13) |
| (95,721.00) | (95,021.00) | (94,316.00) | (93,606.00) | (92,891.00) | (97,074.00) |
| (33,040.00) | (32,824.00) | (32,606.00) | (32,387.00) | (32,166.00) | (33,457.15) |
| (429,972.19) | (426,378.19) | (422,775.19) | (419,163.51) | (415,542.19) | (437,072.06) |
| - | - | - | - | - | - |
| - | - | - | - | - | - |
| - | - | - | - | - | - |
| - | - | - | - | - | - |
| - | - | - | - | - | - |
| - | - | - | - | - | - |
| - | - | - | - | - | - |
| - | - | - | - | - | - |
| (1,530,815.64) | (1,522,354.12) | (1,513,875.22) | (1,505,378.92) | (1,496,865.16) | (1,547,565.84) |
| - | - | - | - | - | - |
| (4,505,000.00) | (4,505,000.00) | (4,505,000.00) | (4,500,000.00) | (4,500,000.00) | (4,512,692.31) |
| (230,988.95) | (229,725.11) | (228,458.53) | (227,189.18) | (225,917.06) | (233,489.22) |
| (2,385,149.69) | (2,373,286.69) | (2,361,404.69) | (2,349,502.69) | (2,337,581.69) | (2,408,683.07) |
| - | - | - | - | - | - |
| - | - | - | - | - | - |
| (1,008,119.86) | (1,006,105.53) | (1,004,083.47) | (1,002,053.66) | (1,000,016.07) | (1,012,071.46) |
| (4,460,000.00) | (4,460,000.00) | (4,460,000.00) | (4,460,000.00) | (4,460,000.00) | (4,460,000.00) |
| (605,000.00) | (605,000.00) | (605,000.00) | (600,000.00) | (600,000.00) | (627,307.69) |
| (7,665,000.00) | (7,665,000.00) | (7,665,000.00) | (7,655,000.00) | (7,655,000.00) | (7,695,769.23) |
| - | - | - | - | - | - |
| (3,026,056.42) | (3,019,920.17) | (3,013,770.10) | (3,007,606.17) | (3,001,428.35) | (3,038,191.42) |
| (5,185,083.32) | (5,175,357.45) | (5,165,604.19) | (5,155,823.46) | (5,146,015.18) | (5,204,263.03) |
| (7,000,000.00) | (7,000,000.00) | (7,000,000.00) | (6,985,000.00) | (6,985,000.00) | (6,997,692.31) |
| - | - | - | - | - | (28,461.54) |
| (69,970,000.00) | (69,965,000.00) | (69,960,000.00) | (69,955,000.00) | (69,955,000.00) | (70,720,384.62) |

| | | | | | |
|-------------------------|-------------------------|-------------------------|-------------------------|-------------------------|-------------------------|
| (4,905,000.00) | (4,905,000.00) | (4,905,000.00) | (4,900,000.00) | (4,900,000.00) | (4,922,692.31) |
| (45,000.00) | (45,000.00) | (45,000.00) | (45,000.00) | (45,000.00) | (54,230.77) |
| (6,695,000.00) | (6,695,000.00) | (6,695,000.00) | (6,590,000.00) | (6,590,000.00) | (4,618,846.15) |
| (90,000.00) | (90,000.00) | (90,000.00) | (60,000.00) | (60,000.00) | (57,692.31) |
| (85,669.46) | (84,728.03) | (83,786.61) | (82,845.19) | (81,903.77) | (87,552.30) |
| (285,564.22) | (282,844.55) | (280,124.88) | (277,405.21) | (274,685.54) | (291,003.56) |
| (62,133.20) | (61,505.58) | (60,877.96) | (60,250.34) | (59,622.72) | (63,388.44) |
| (21,937.36) | (21,732.34) | (21,527.32) | (21,322.30) | (21,117.28) | (22,347.40) |
| (230,863.78) | (230,083.84) | (229,303.90) | (228,523.96) | (227,744.02) | (232,423.66) |
| - | - | - | - | - | - |
| (122,291,989.45) | (122,219,285.01) | (122,146,407.58) | (121,898,355.13) | (121,830,126.43) | (121,377,104.17) |
| - | - | - | - | - | - |
| (2,229,813.80) | (2,349,063.03) | (3,463,928.74) | (4,349,316.68) | (4,627,598.98) | (3,515,379.37) |
| - | - | - | - | - | - |
| - | - | - | - | - | (494,372.97) |
| - | - | - | - | - | (855.59) |
| (169,955.21) | (170,449.22) | (170,944.65) | (171,441.52) | (171,939.85) | (168,981.47) |
| (12,775.00) | (12,866.00) | (12,956.00) | (13,047.00) | (13,138.00) | (12,595.69) |
| (33,309.00) | (33,556.00) | (33,802.00) | (34,048.98) | (34,297.00) | (32,821.46) |
| (8,030.00) | (8,087.00) | (8,144.00) | (8,202.00) | (8,260.00) | (7,915.31) |
| (2,474.00) | (2,492.00) | (2,511.00) | (2,529.00) | (2,548.00) | (2,437.23) |
| (42,446.00) | (42,550.00) | (42,655.00) | (42,760.32) | (42,866.00) | (42,239.41) |
| - | - | - | - | - | - |
| - | - | - | - | - | - |
| (100,195.99) | (100,401.72) | (100,607.88) | (100,814.46) | (101,021.47) | (99,788.72) |
| - | - | - | - | - | - |
| (110,000.00) | (110,000.00) | (110,000.00) | (115,000.00) | (115,000.00) | (110,769.23) |
| (14,953.28) | (14,985.88) | (15,018.54) | (15,051.28) | (15,084.09) | (14,888.79) |
| (140,857.00) | (141,087.00) | (141,317.00) | (141,548.00) | (141,779.00) | (140,400.38) |
| - | - | - | - | - | - |
| - | - | - | - | - | - |
| (23,573.23) | (23,665.04) | (23,757.01) | (23,849.14) | (23,941.44) | (23,391.24) |
| - | - | - | - | - | - |
| (100,000.00) | (100,000.00) | (100,000.00) | (105,000.00) | (105,000.00) | (100,769.23) |
| (140,000.00) | (140,000.00) | (140,000.00) | (150,000.00) | (150,000.00) | (141,538.46) |
| - | - | - | - | - | - |
| (72,567.69) | (72,731.21) | (72,895.09) | (73,059.35) | (73,223.98) | (72,244.32) |
| (114,601.44) | (114,924.24) | (115,247.94) | (115,572.55) | (115,898.08) | (113,964.88) |
| - | - | - | (15,000.00) | (15,000.00) | (2,307.69) |
| (125,000.00) | (125,000.00) | (125,000.00) | (125,000.00) | (125,000.00) | (126,538.46) |
| (1,225,000.00) | (1,230,000.00) | (1,235,000.00) | (1,240,000.00) | (1,240,000.00) | (1,228,461.54) |
| (80,000.00) | (80,000.00) | (80,000.00) | (85,000.00) | (85,000.00) | (80,769.23) |
| (40,000.00) | (40,000.00) | (40,000.00) | (40,000.00) | (40,000.00) | (40,000.00) |
| - | - | - | (105,000.00) | (105,000.00) | (16,153.85) |
| - | - | - | (30,000.00) | (30,000.00) | (4,615.38) |
| (11,297.07) | (11,297.07) | (11,297.07) | (11,297.07) | (11,297.07) | (11,297.07) |
| (32,636.04) | (32,636.04) | (32,636.04) | (32,636.04) | (32,636.04) | (32,636.04) |
| (7,531.44) | (7,531.44) | (7,531.44) | (7,531.44) | (7,531.44) | (7,531.44) |
| (2,460.24) | (2,460.24) | (2,460.24) | (2,460.24) | (2,460.24) | (2,460.24) |
| (9,359.28) | (9,359.28) | (9,359.28) | (9,359.28) | (9,359.28) | (9,359.28) |
| (4,848,835.71) | (4,975,142.41) | (6,097,068.92) | (7,164,524.35) | (7,444,879.96) | (6,657,483.97) |
| - | - | - | - | - | - |
| - | - | - | - | - | - |
| - | - | - | - | - | - |
| - | - | - | - | - | - |

| | | | | | |
|-----------------------|-----------------------|-----------------------|------------------------|------------------------|------------------------|
| (301,723.27) | (484,213.32) | (516,459.31) | (861,085.10) | (1,077,412.65) | (597,950.18) |
| (5,290.09) | (15,469.52) | (25,428.11) | (7,678.99) | (32,352.10) | (18,265.39) |
| (25,828.82) | (410,910.25) | (749,610.42) | (182,828.48) | (1,177,171.78) | (381,804.55) |
| (77,001.08) | (81,898.25) | (72,952.69) | (28,898.67) | (56,136.40) | (57,384.22) |
| - | - | - | - | - | - |
| - | - | - | - | - | - |
| - | - | - | - | - | - |
| - | - | - | - | - | - |
| (181,922.00) | - | (346,805.80) | (555,517.09) | - | (216,413.99) |
| (1,332.89) | - | - | (1,394.48) | - | 452.85 |
| - | - | - | - | - | - |
| - | - | - | - | - | - |
| (637,016.81) | (273,417.34) | (634,829.82) | (984,583.81) | (1,345,996.30) | (1,036,542.22) |
| - | - | - | - | - | - |
| (20,539.26) | (24,641.54) | (22,361.26) | (24,549.56) | (31,547.79) | (18,014.62) |
| (1,133.15) | - | (4,530.93) | (1,152.68) | - | (1,617.47) |
| (14,305.92) | - | - | (15,620.04) | - | (4,454.97) |
| (3,007.18) | - | - | (2,902.41) | - | (909.66) |
| - | - | (168.00) | - | - | (102.92) |
| (115.38) | - | - | (115.38) | - | 40.01 |
| (1,028.31) | (772.18) | (531.69) | (1,031.80) | (830.53) | (762.59) |
| (42.42) | (12.61) | (12.61) | (42.98) | (12.61) | (18.27) |
| (710.57) | (375.79) | (52.47) | (1,525.22) | (539.27) | (262.55) |
| 245.49 | 308.80 | 362.73 | 258.88 | 315.13 | 313.19 |
| (412.74) | (292.18) | (137.90) | (1,800.76) | (1,723.93) | (516.41) |
| (482,055.78) | (979,720.63) | (334,916.22) | (299,514.58) | (259,185.17) | (423,822.74) |
| (360,094.46) | (400,818.50) | (380,339.62) | (370,098.17) | (144,965.22) | (411,106.35) |
| (121,186.60) | (204,852.07) | (212,476.88) | (127,738.65) | (237,181.82) | (195,805.31) |
| (17,195.15) | (23,118.39) | (23,710.32) | (18,796.00) | (29,702.21) | (23,992.94) |
| (203,527.73) | (220,123.91) | (242,193.82) | (252,192.22) | (168,733.05) | (225,998.73) |
| (2,455,224.12) | (3,120,327.68) | (3,567,155.14) | (3,738,808.19) | (4,563,175.70) | (3,617,166.23) |
| - | - | - | - | - | - |
| - | - | - | - | - | - |
| - | - | - | - | - | - |
| - | - | - | - | - | - |
| - | - | - | - | - | - |
| - | - | - | - | - | - |
| (39,083.20) | (36,489.44) | (40,480.54) | (46,453.93) | (64,850.34) | (34,562.10) |
| (4,220.00) | (4,420.00) | (3,820.00) | (3,820.00) | (4,020.00) | (3,903.08) |
| (302.00) | (302.00) | (302.00) | (302.00) | (302.00) | (257.52) |
| (32,887.50) | (45,280.50) | (45,280.50) | (45,280.50) | (8,973.00) | (20,796.23) |
| (948.00) | (948.00) | (948.00) | (948.00) | - | (1,173.23) |
| - | - | - | - | - | - |
| (300.00) | (300.00) | (300.00) | (481.00) | (1,081.00) | (374.00) |
| (17,357.44) | (18,007.29) | (24,479.94) | (21,018.94) | (17,174.29) | (16,527.28) |
| - | - | - | - | - | - |
| 27,500.00 | 27,500.00 | 22,500.00 | 22,500.00 | 22,500.00 | 23,653.85 |
| (21,033.55) | (21,033.55) | (21,033.55) | (21,033.55) | (21,033.55) | (21,033.55) |
| - | - | - | (34,000.00) | (257,260.00) | (22,404.62) |
| (88,631.69) | (99,280.78) | (114,144.53) | (150,837.92) | (352,194.18) | (97,377.76) |
| - | - | - | - | - | - |
| (7,392,691.52) | (8,194,750.87) | (9,778,368.59) | (11,054,170.46) | (12,360,249.84) | (10,372,027.96) |

| | | | | | |
|-----------------------|-----------------------|-----------------------|-----------------------|-----------------------|------------------------|
| - | - | - | - | - | - |
| - | - | - | - | - | - |
| (5,608,002.08) | (5,628,381.59) | (5,648,761.10) | (5,669,140.61) | (3,877,574.00) | (5,427,439.36) |
| 572,953.46 | 572,953.46 | 572,953.46 | 572,953.46 | 354,361.50 | 556,138.69 |
| 121,780.41 | 121,780.41 | 121,780.41 | 121,780.41 | 121,928.90 | 121,791.83 |
| (4,913,268.21) | (4,933,647.72) | (4,954,027.23) | (4,974,406.74) | (3,401,283.60) | (4,749,508.83) |
| (215,952.14) | (228,149.79) | (220,404.44) | (212,659.09) | (230,391.40) | (225,030.96) |
| - | - | - | - | - | - |
| - | - | - | - | - | - |
| (17,250.12) | (17,250.12) | (17,250.12) | (17,250.12) | (17,250.12) | (18,239.34) |
| (5,400,762.27) | (5,400,762.27) | (5,400,762.27) | (5,400,762.27) | (5,101,442.54) | (4,962,294.42) |
| - | - | - | - | - | - |
| (5,633,964.53) | (5,646,162.18) | (5,638,416.83) | (5,630,671.48) | (5,349,084.06) | (5,205,564.73) |
| (12,571,807.64) | (12,670,293.72) | (12,643,779.80) | (12,742,265.88) | (6,177,033.00) | (11,948,780.18) |
| - | - | - | - | - | - |
| - | - | - | - | - | - |
| (1,445,668.97) | (1,440,274.68) | (1,434,880.39) | (1,429,486.10) | (1,424,091.81) | (1,456,457.55) |
| (816,432.05) | (813,516.22) | (810,600.39) | (807,684.56) | (804,768.73) | (822,263.71) |
| (151,672.40) | (150,155.68) | (148,638.96) | (147,122.24) | (145,605.52) | (154,705.84) |
| (104,798.79) | (104,457.42) | (104,116.05) | (103,774.68) | (103,433.31) | (105,481.53) |
| (288,863.62) | (287,958.09) | (287,052.56) | (286,147.03) | (285,241.50) | (290,674.68) |
| (75,578.20) | (75,350.55) | (75,122.90) | (74,895.25) | (74,667.60) | (76,033.50) |
| (671,359.76) | (669,402.44) | (667,445.12) | (665,487.80) | (663,530.48) | (675,274.40) |
| (55,159.10) | (55,003.72) | (54,848.34) | (54,692.96) | (54,537.58) | (38,187.07) |
| (349,466.00) | (346,713.00) | (343,960.00) | (341,207.00) | (338,454.00) | (354,972.00) |
| (246,109.06) | (246,109.06) | (246,109.06) | (246,109.06) | (246,109.06) | (246,109.06) |
| (272,859.32) | (271,836.32) | (270,813.32) | (269,790.32) | (268,767.32) | (274,905.32) |
| (161,423.59) | (161,423.59) | (161,423.59) | (161,423.59) | (161,423.59) | (161,423.59) |
| - | - | - | - | - | - |
| - | - | - | - | - | - |
| (17,328,458.40) | (17,328,458.40) | (17,328,458.40) | (17,328,458.40) | (17,894,490.18) | (17,371,999.31) |
| (7,395,319.00) | (7,395,319.00) | (7,395,319.00) | (7,395,319.00) | (7,395,319.00) | (7,395,319.00) |
| 272,859.32 | 271,836.32 | 270,813.32 | 269,790.32 | 268,767.32 | 274,905.32 |
| - | - | - | - | - | - |
| 161,423.59 | 161,423.59 | 161,423.59 | 161,423.59 | 161,423.59 | 161,423.59 |
| - | - | - | - | - | - |
| - | - | - | - | - | - |
| (40,418,514.60) | (40,555,030.84) | (40,564,593.64) | (40,581,554.84) | (40,919,361.02) | (40,376,527.85) |
| (959,060.87) | (959,060.87) | (959,060.87) | (959,060.87) | (959,060.87) | (959,060.87) |
| (150,000.00) | (150,000.00) | (150,000.00) | (150,000.00) | (150,000.00) | (150,000.00) |
| (43,000.00) | (43,000.00) | (43,000.00) | (43,000.00) | (43,000.00) | (43,000.00) |
| (8,500.00) | (8,500.00) | (8,500.00) | (8,500.00) | (8,500.00) | (8,500.00) |
| (148,434.95) | (148,434.95) | (148,434.95) | (148,434.95) | (148,434.95) | (148,434.95) |
| (55,080.00) | (55,080.00) | (55,080.00) | (55,080.00) | (55,080.00) | (55,080.00) |
| (62,600.00) | (62,600.00) | (62,600.00) | (62,600.00) | (62,600.00) | (62,600.00) |
| (7,610.69) | (7,610.69) | (7,610.69) | (7,610.69) | (7,610.69) | (7,610.69) |
| (55,365.80) | (55,365.80) | (55,365.80) | (55,365.80) | (55,365.80) | (55,365.80) |
| (82,592.00) | (82,592.00) | (82,592.00) | (82,592.00) | (82,592.00) | (82,592.00) |
| (35,000.00) | (35,000.00) | (35,000.00) | (35,000.00) | (35,000.00) | (35,000.00) |
| (422,611.50) | (422,611.50) | (422,611.50) | (422,611.50) | (422,611.50) | (422,611.50) |
| (283,084.00) | (283,084.00) | (283,084.00) | (283,084.00) | (283,084.00) | (282,760.15) |
| (242,348.60) | (242,348.60) | (242,348.60) | (242,348.60) | (242,348.60) | (242,348.60) |

| | | | | | |
|-------------------------|-------------------------|-------------------------|-------------------------|-------------------------|-------------------------|
| (2,348,455.85) | (2,348,455.85) | (2,348,455.85) | (2,348,455.85) | (2,348,455.85) | (2,348,455.85) |
| (189,754.78) | (189,754.78) | (189,754.78) | (189,754.78) | (189,754.78) | (189,754.78) |
| (84,000.00) | (84,000.00) | (84,000.00) | (84,000.00) | (84,000.00) | (84,000.00) |
| (45,596,013.64) | (45,732,529.88) | (45,742,092.68) | (45,759,053.88) | (46,096,860.06) | (45,553,703.04) |
| 12,711,508.45 | 12,782,274.12 | 12,853,070.86 | 12,923,656.67 | 12,997,420.76 | 12,571,255.76 |
| (84,932,430.92) | (85,113,077.64) | (85,021,796.85) | (85,063,125.39) | (77,457,088.73) | (83,873,778.66) |
| (307,056,902.13) | (308,370,767.81) | (309,651,716.46) | (310,657,443.69) | (303,627,560.29) | (308,116,907.86) |
| - | - | - | - | - | - |
| - | - | - | - | - | - |

Pennichuck Water Works, Inc.
Accounts Excluded From MOERR
DW 22-032
Twelve Months 12/31/2022

| | | | | | | | | | | | | | | Test Year | |
|--|-----------------------------------|-----------|-----------|------------|-----------|-----------|-----------|-----------|-----------|-----------|-----------|-----------|----------|--------------------|------------|
| | | | | | | | | | | | | | | <u>2022 Totals</u> | |
| 921002 | SENIOR MANAGEMENT VEHICLES | - | - | - | - | 142.22 | - | - | - | - | - | - | - | 142.22 | 142.22 |
| 921003 | SENIOR MGMT - FUEL PURCHASED | 86.97 | 92.40 | 260.27 | 229.57 | 111.31 | 190.70 | 175.95 | 158.80 | 149.25 | 143.86 | 149.89 | 138.32 | 1,887.29 | 1,887.29 |
| 921004 | SENIOR MGMT-VEH REGISTRATION | - | - | - | - | - | - | - | - | 591.80 | - | - | - | 591.80 | 591.80 |
| 923000 | OUTSIDE SERVICES | 34,510.31 | 32,232.09 | 28,938.37 | 38,462.32 | 43,789.82 | 29,996.48 | 26,379.54 | 22,985.74 | 28,066.02 | 44,161.60 | 24,398.74 | 4,957.69 | 358,878.72 | 358,878.72 |
| 926001 | OFFICER'S LIFE INSURANCE | 525.21 | 525.27 | 525.27 | 525.27 | 525.27 | 525.27 | 525.27 | 525.27 | 525.31 | 525.27 | 525.27 | 525.27 | 6,303.22 | 6,303.22 |
| 926500 | MISC EMPLOYEE BENEFITS | 301.25 | 423.75 | 311.25 | 211.25 | 410.22 | 253.50 | - | 253.50 | 253.50 | 1,383.01 | 200.00 | 1,002.48 | 5,003.71 | 5,003.71 |
| 926501 | MISC EMPLOYEE BENEFITS-WELLNESS | 1,120.00 | (412.93) | (81.55) | (65.24) | (27.96) | (34.95) | (21.21) | - | - | 81.95 | - | 13.98 | 572.09 | 572.09 |
| 926502 | MISC EMPLOYEE BENEFITS-ACTIVITIES | - | - | - | 98.54 | - | - | 647.05 | 799.55 | 4,114.07 | 3,851.62 | - | 3,597.92 | 13,108.75 | 13,108.75 |
| 926505 | EMPLOYEE RELATIONS | - | - | 307.82 | - | 24.57 | - | - | 535.83 | - | - | - | - | 868.22 | 868.22 |
| 926600 | TUITION REIMBURSEMENTS | 1,050.00 | - | 5,821.00 | - | - | 3,191.00 | - | 4,200.00 | - | - | 1,488.00 | - | 15,750.00 | 15,750.00 |
| 926610 | TRAINING EDUCATIONAL SEMINARS | 1,576.92 | 1,240.92 | (3,699.93) | 1,311.92 | 1,849.38 | 5,675.00 | 4,966.68 | 1,765.81 | 2,275.00 | 8,842.00 | 11,776.50 | 3,060.37 | 40,640.57 | 40,640.57 |
| 930100 | MEETINGS & CONVENTIONS | 75.00 | 783.81 | 360.00 | 1,927.10 | 4,597.07 | 280.00 | 5,402.06 | 1,879.20 | 8,165.34 | 2,465.12 | 2,944.07 | 4,583.59 | 33,462.36 | 33,462.36 |
| 930101 | MEMBERSHIPS | 2,101.00 | 2,191.00 | 2,627.24 | 2,618.08 | 2,484.91 | 2,219.07 | 2,463.74 | 2,868.74 | 2,193.74 | 2,610.24 | 2,261.24 | 2,216.23 | 28,855.23 | 28,855.23 |
| 930200 | PUBLIC RELATIONS | - | - | 3,015.53 | 1,071.10 | 19,351.92 | 5,843.15 | - | 2,953.47 | 2,366.44 | 25.20 | 142.44 | 2,664.19 | 37,433.44 | 37,433.44 |
| 930300 | MEALS | 150.07 | - | 76.22 | 323.52 | 232.78 | 357.99 | 599.94 | 211.14 | 422.45 | 122.14 | 132.06 | (12.06) | 2,616.25 | 2,616.25 |
| 930410 | CHARITABLE CONTRIBUTIONS | - | - | - | - | - | - | - | - | - | - | - | - | - | - |
| Total of Non RSF backed O&M Expenses - | | | | | | | | | | | | | | 546,113.87 | |

| | | |
|----------|-----------|------------|
| | | 142.22 |
| | | 1,887.29 |
| | | 591.80 |
| 4,614.53 | 26,213.36 | 389,706.61 |
| | | 6,303.22 |
| | | 5,003.71 |
| | | 572.09 |
| | | 13,108.75 |
| | | 868.22 |
| | | 15,750.00 |
| | | 40,640.57 |
| | | 33,462.36 |
| | | 28,855.23 |
| - | 13,690.53 | 51,123.97 |
| - | 149.14 | 2,765.39 |
| | | - |
| | | 590,781.43 |

| | 1 | 2 | 3 | 4 | 5 | 6 | 7 | 8 | 9 | 10 | 11 | 12 | Total |
|--|---------------------|---------------------|---------------------|-------------------|-------------------|-------------------|-------------------|---------------------|---------------------|---------------------|---------------------|---------------------|---------------------|
| | Jan-22 | Feb-22 | Mar-22 | Apr-22 | May-22 | Jun-22 | Jul-22 | Aug-22 | Sep-22 | Oct-22 | Nov-22 | Dec-22 | |
| Total Operating Expenses | 627,964.05 | 548,387.32 | 661,817.73 | 619,456.93 | 663,539.88 | 600,018.50 | 606,041.60 | 646,302.27 | 674,210.16 | 564,869.95 | 535,994.90 | 559,099.36 | 7,307,703 |
| Depreciation Expense | | | | | | | | | | | | | |
| 403000 001 7100 DEPRECIATION EXPENSE | 142,288.37 | 142,348.83 | 142,708.25 | 142,613.04 | 142,063.81 | 142,241.73 | 142,157.90 | 142,362.47 | 142,412.63 | 142,637.55 | 145,102.89 | 152,863.48 | 1,721,801 |
| 406100 001 7100 AMORT OF ACQUISITION ADJUSTMENT | (14,165.41) | (14,165.40) | (14,165.40) | (14,165.41) | (14,165.41) | (14,165.40) | (14,165.41) | (14,165.40) | (14,165.40) | (14,165.41) | (14,165.42) | (14,165.40) | (169,985) |
| 406101 001 7100 AMORT OF WESCO ACQ ADJ | (9.59) | (9.59) | (9.59) | (9.59) | (9.59) | (9.59) | (9.59) | (9.59) | (9.59) | (9.59) | (9.59) | (9.59) | (115) |
| 406102 001 7100 AMORT OF CASTLE REACH ACQ ADJ | (474.65) | (474.64) | (474.65) | (474.64) | (474.65) | (474.64) | (474.65) | (474.65) | (345.70) | (340.19) | (340.20) | (340.19) | (5,163) |
| 406103 001 7100 AMORT OF WHITE ROCK ACQ ADJ | (529.59) | (529.60) | (529.59) | (529.60) | (529.59) | (529.60) | (529.61) | (529.60) | (483.02) | (481.96) | (481.95) | (481.96) | (6,166) |
| 406104 001 7100 AMORT OF LAMPLIGHTER ACQ ADJ | (471.31) | (471.32) | (471.31) | (471.32) | (471.31) | (471.32) | (471.31) | (471.32) | (471.31) | (471.32) | (471.31) | (471.32) | (5,656) |
| 406105 001 7100 AMORT FLETCHERS CORNER ACQ ADJ | (548.33) | (548.33) | (548.33) | (548.33) | (548.33) | (548.33) | (548.33) | (548.33) | (548.33) | (548.33) | (548.33) | (548.33) | (6,580) |
| | 126,089.49 | 126,149.95 | 126,509.38 | 126,414.15 | 125,864.93 | 126,042.85 | 125,959.00 | 126,163.58 | 126,389.28 | 126,620.75 | 129,086.09 | 136,846.69 | 1,528,136 |
| Amortization Expense: CIAC | | | | | | | | | | | | | |
| 405300 001 7000:7100 AMORTIZATION EXPENSE: CIAC | (43,117.62) | (43,157.84) | (43,171.41) | (43,171.89) | (43,177.70) | (43,196.53) | (43,285.46) | (43,290.24) | (43,310.07) | (43,316.34) | (43,441.76) | (46,501.22) | (522,138) |
| Amortization Expense | | | | | | | | | | | | | |
| 407320 001 7100 AMORT EXP - DEFERRED CHARGES | 5,418.20 | 5,660.79 | 5,660.85 | 5,660.78 | 5,660.77 | 5,660.85 | 5,660.82 | 5,719.35 | 5,719.42 | 5,719.35 | 5,719.35 | 5,719.43 | 67,980 |
| 407100 001 7100 AMORT: ACQUISITION PREMIUM | 18,828.74 | 19,399.34 | 19,399.34 | 19,399.34 | 19,399.33 | 19,399.34 | 19,399.25 | 19,399.34 | 19,399.34 | 19,399.34 | 19,399.33 | 19,399.34 | 232,221 |
| Taxes Other than Income Tax | | | | | | | | | | | | | |
| 408110 001 7000:7100 LOCAL PROPERTY TAXES | 152,024.30 | 106,941.96 | 106,941.85 | 106,941.95 | 92,426.06 | 107,941.58 | 102,436.54 | 102,436.54 | 102,436.51 | 102,436.54 | 103,127.32 | 107,656.57 | 1,293,748 |
| 408130 001 7000:7100 NH BET TAXES | - | - | - | - | - | - | - | - | - | - | - | - | - |
| 414000 001 7100 GAIN FROM FORGIVENESS SRF DEBT | (3,954.00) | (3,954.00) | (3,954.00) | (3,954.00) | (3,954.00) | (3,954.00) | (3,954.00) | (3,954.00) | (3,954.00) | (3,954.00) | (3,954.00) | (3,954.00) | (47,448) |
| Income Tax | | | | | | | | | | | | | |
| 409102 001 7100 PROV/FED INC TAX/CURRENT | (35,549.43) | (11,913.90) | 180,993.09 | 15,286.51 | 8,171.81 | 63,183.96 | 81,211.40 | 66,531.21 | 18,577.12 | 4,355.63 | (9,822.74) | (381,024.66) | 0 |
| 409113 001 7100 PROVS FOR NH BUS PRFTS TAX CUR | (13,007.23) | 130.03 | 72,879.37 | (884.12) | 3,246.30 | 25,100.17 | 32,261.66 | 26,429.88 | 7,379.85 | 1,730.30 | (3,902.13) | (151,364.08) | - |
| 410102 001 7100 PROV FEDL INCOME TAX DEFERRED | - | - | - | - | - | - | - | - | - | - | - | 377,716.80 | 377,717 |
| 410113 001 7100 PROV NH INCOME TAX DEFERRED | - | - | - | - | - | - | - | - | - | - | - | 150,050.01 | 150,050 |
| | (48,556.66) | (11,783.87) | 253,872.46 | 14,402.39 | 11,418.11 | 88,284.13 | 113,473.06 | 92,961.09 | 25,956.97 | 6,085.93 | (13,724.87) | (4,621.93) | 527,766.81 |
| Total Operating Deducts | 834,696.50 | 747,643.65 | 1,127,076.20 | 845,149.65 | 871,177.38 | 900,196.72 | 925,730.81 | 945,737.93 | 906,847.61 | 777,861.52 | 732,206.36 | 773,644.24 | 10,594,923 |
| Net Operating Income | (69,886.52) | 16,726.47 | 600,258.80 | 120,597.13 | 95,576.08 | 307,609.26 | 377,102.75 | 325,204.29 | 144,479.79 | 89,058.60 | 40,655.38 | 69,102.80 | 2,116,485 |
| Non-Operating Revenue Deductions | | | | | | | | | | | | | |
| 421000 001 7100 MISC NON-OPERATING INCOME(EXP) | - | - | - | - | - | - | - | - | - | - | - | - | - |
| 426001 001 7100 MISCELLANEOUS NON-UTILITY EXP | - | - | - | - | - | - | - | - | - | - | - | - | - |
| 420000 001 7100 AFUDC-INTEREST(DEBT) COMPONENT | - | - | - | - | - | - | - | - | - | - | - | - | - |
| 420100 001 7100 AFUDC - EQUITY COMPONENT | - | - | - | - | - | - | - | - | - | - | - | - | - |
| Interest Expense | | | | | | | | | | | | | |
| 427300 001 7000:7100 INTEREST EXP: BONDS & NOTES | 71,628.26 | 69,977.98 | (32,081.22) | 70,098.63 | 69,368.83 | 69,686.48 | 68,639.53 | 69,605.88 | 72,440.61 | 67,522.55 | 69,923.86 | 67,216.83 | 734,028 |
| 427200 001 7000:7100 LINE OF CREDIT INTEREST | 1,371.99 | 1,277.25 | (38,973.76) | 1,513.18 | 1,698.23 | 1,925.95 | 3,260.18 | 2,679.98 | 2,836.85 | 3,201.86 | 31.44 | 2,843.18 | (16,334) |
| 428000 001 7100 AMORTIZATION OF DEBT EXPENSE | 1,892.16 | 1,848.72 | 1,870.90 | 1,870.90 | 1,870.90 | 1,870.90 | 1,870.90 | 1,870.90 | 1,870.90 | 1,870.90 | 1,891.74 | 1,891.74 | 22,492 |
| 419000 001 7100 INTEREST INCOME | - | - | - | - | - | - | - | - | - | - | - | - | - |
| 427115 001 7100 INTERCOMPANY INTEREST | 7,783.40 | 7,840.82 | 7,963.45 | 9,007.37 | 11,295.87 | 15,833.19 | 17,221.87 | 20,162.78 | 16,845.44 | 19,477.12 | 25,159.91 | 29,068.81 | 187,660 |
| 427500 001 7100 INTEREST - OTHER | - | - | - | - | - | - | - | - | - | - | - | - | - |
| Total Interest | 82,675.81 | 80,944.77 | (61,220.63) | 82,490.08 | 84,233.83 | 89,316.52 | 90,992.48 | 94,319.54 | 93,993.80 | 92,072.43 | 97,006.95 | 101,020.56 | 927,846.14 |
| Net Income Before Dividends | (152,562.33) | (64,218.30) | 661,479.43 | 38,107.05 | 11,342.25 | 218,292.74 | 286,110.27 | 230,884.75 | 50,485.99 | (3,013.83) | (56,351.57) | (31,917.76) | 1,188,638.69 |
| Net Income (Or Loss) - MTD | (152,562.33) | (64,218.30) | 661,479.43 | 38,107.05 | 11,342.25 | 218,292.74 | 286,110.27 | 230,884.75 | 50,485.99 | (3,013.83) | (56,351.57) | (31,917.76) | |
| Net Income (Or Loss) - YTD | (152,562.33) | (216,780.63) | 444,698.80 | 482,805.85 | 494,148.10 | 712,440.84 | 998,551.11 | 1,229,435.86 | 1,279,921.85 | 1,276,908.02 | 1,220,556.45 | 1,188,638.69 | |

(506,350) (203,094)

11,998,102.95

MWW - \$ 554,542
Derry - \$ 162,746

1,432,358 Purchased Wter

391,131 Purchased power

62,138 Chemicals

1,885,627 Total variable production costs

| | | | | 1 | 2 | 3 | 4 | 5 | 6 | 7 | 8 | 9 | 10 | 11 |
|--------------------------------|-----|------|---------------------------------|---------------------|---------------------|-----------------------|---------------------|---------------------|-----------------------|-----------------------|-----------------------|-----------------------|---------------------|---------------------|
| | | | | Jan-22 | Feb-22 | Mar-22 | Apr-22 | May-22 | Jun-22 | Jul-22 | Aug-22 | Sep-22 | Oct-22 | Nov-22 |
| Water Sales | | | | | | | | | | | | | | |
| 460100 | 001 | 7100 | WATER SLS:BILLED CAP REC SURCG | (14,923.28) | (14,913.25) | (14,937.13) | (14,925.43) | (14,894.56) | (14,965.81) | (14,921.85) | (14,883.92) | (15,005.01) | (14,905.97) | (14,900.62) |
| 460200 | 001 | 7100 | CBFRR REVENUES | (77,192.43) | (77,192.43) | (77,192.43) | (77,192.43) | (77,192.43) | (77,192.43) | (77,192.43) | (77,192.43) | (77,192.43) | (77,192.43) | (77,192.43) |
| 460998 | 001 | 7100 | CBFRR REVENUES - CONTRA | 77,192.43 | 77,192.43 | 77,192.43 | 77,192.43 | 77,192.43 | 77,192.43 | 77,192.43 | 77,192.43 | 77,192.43 | 77,192.43 | 77,192.43 |
| 461000 | 001 | 7100 | WATER SALES: BILLED REVENUE | (691,164.24) | (606,029.34) | (613,438.15) | (738,289.67) | (665,414.58) | (832,522.64) | (1,162,009.33) | (1,022,798.18) | (1,127,894.58) | (776,867.14) | (665,081.79) |
| 461001 | 001 | 7100 | WATER SALES BILLED RECOUPMENT | - | - | - | - | - | - | (79,561.63) | (80,076.75) | (82,806.19) | (79,099.31) | (78,468.97) |
| 461100 | 001 | 7100 | WATER SALES: UNBILLED REVENUE | 67,060.00 | (17,734.00) | (39,902.00) | 96,195.00 | (162,707.00) | (218,283.00) | 30,537.00 | (83,534.00) | 246,977.00 | 63,908.00 | 41,978.00 |
| 461200 | 001 | 7100 | WATER SALES-UNBILLED RECOUPMNT | - | - | (936,385.39) | - | - | - | 79,561.63 | 80,076.75 | 82,806.19 | 79,099.31 | 78,468.97 |
| 461300 | 001 | 7100 | WATER SLS:UNBIL CAP REC RECOUP | - | - | - | - | - | - | - | - | - | - | - |
| 461400 | 001 | 7100 | WATER SLS:BILLED CAP REC RECOUP | - | - | - | - | - | - | - | - | - | - | - |
| 471100 | 001 | 7100 | QCPAC SURCHARGE REVENUE | - | - | - | - | (20,002.63) | (37,538.79) | (50,833.00) | (45,183.94) | (49,679.77) | (35,313.52) | (30,845.93) |
| 471105 | 001 | 7100 | QCPAC BILLED RECOUPMENT | - | - | - | - | (24,847.09) | (40,882.42) | (40,535.72) | (40,929.31) | (40,227.63) | (15,409.15) | (27.60) |
| 471110 | 001 | 7100 | QCPAC UNBILLED RECOUPMENT | - | - | - | (203,093.99) | 24,847.09 | 40,882.42 | 40,535.72 | 40,929.31 | 40,227.63 | 15,409.15 | 27.60 |
| 462000 | 001 | 7100 | FIRE PROTECTION REVENUE | (124,291.46) | (124,310.53) | (122,004.33) | (104,254.19) | (101,820.69) | (101,844.86) | (101,859.38) | (101,881.18) | (102,027.04) | (101,886.49) | (101,950.90) |
| | | | | (763,318.98) | (762,987.12) | (1,726,667.00) | (964,368.28) | (964,839.46) | (1,205,155.10) | (1,299,086.56) | (1,268,281.22) | (1,047,629.40) | (865,065.12) | (770,801.24) |
| Other Operating Revenue | | | | | | | | | | | | | | |
| 471300 | 001 | 7100 | MISC OPERATING REVENUE | (1,491.00) | (1,383.00) | (668.00) | (1,378.50) | (1,914.00) | (2,650.88) | (3,747.00) | (2,661.00) | (3,698.00) | (1,855.00) | (2,060.50) |
| 474100 | 001 | 7100 | OTHER REVENUE: SOLAR REBATE | - | - | - | - | - | - | - | - | - | - | - |
| | | | | (1,491.00) | (1,383.00) | (668.00) | (1,378.50) | (1,914.00) | (2,650.88) | (3,747.00) | (2,661.00) | (3,698.00) | (1,855.00) | (2,060.50) |
| Total Revenues | | | | 764,809.98 | 764,370.12 | 1,727,335.00 | 965,746.78 | 966,753.46 | 1,207,805.98 | 1,302,833.56 | 1,270,942.22 | 1,051,327.40 | 866,920.12 | 772,861.74 |
| Production Expenses | | | | | | | | | | | | | | |
| 601100 | 001 | 7105 | OTHER PRODUCTION LABOR | 5,089.08 | 3,613.74 | 626.81 | 789.47 | 5,536.17 | 6,065.95 | 5,983.44 | 5,713.04 | 2,539.07 | 691.74 | 1,443.72 |
| 602100 | 001 | 7105 | PURCH WATER: INTERCONNECT | 31,039.74 | 32,065.08 | 37,374.96 | 28,928.94 | 41,240.18 | 52,949.52 | 53,933.69 | 70,331.72 | 63,470.25 | 33,750.82 | 30,983.21 |
| 602200 | 001 | 7105 | PURCH WATER: COHAS | 54,596.92 | 1,871.36 | 30,588.94 | 28,640.14 | 29,939.34 | 39,683.34 | 44,230.54 | 44,230.54 | 46,504.14 | 43,093.74 | 34,168.99 |
| 602205 | 001 | 7105 | PURCH WATER: SMYTHE WOODS | 2,089.10 | - | 1,274.32 | 1,299.16 | 1,299.16 | 1,547.56 | 1,497.88 | 1,920.16 | 1,572.40 | 1,783.54 | 1,758.28 |
| 602300 | 001 | 7105 | PURCHASED WATER: BIRCH HILL | 1,852.67 | 5,101.67 | 2,332.67 | 3,355.67 | 4,393.67 | 6,337.67 | 3,979.67 | 4,981.67 | 4,756.67 | 4,045.67 | 3,406.67 |
| 602450 | 001 | 7105 | PURCH WATER: BROOK PARK | 7,688.79 | - | 3,621.91 | 2,795.29 | 4,115.60 | 6,892.64 | 7,457.80 | 9,052.56 | 6,467.16 | 6,879.65 | 4,908.49 |
| 602500 | 001 | 7105 | PURCH WATER: SPRINGWOOD | 6,385.73 | - | 3,199.36 | 3,134.40 | 909.52 | 643.18 | 929.01 | 940.38 | 1,193.72 | 17,200.33 | 542.33 |
| 602510 | 001 | 7105 | PURCH WATER: W&E | - | - | - | - | - | - | - | - | - | - | 16,591.55 |
| 602600 | 001 | 7105 | PURCH WATER: HUDSON | 2,065.94 | 2,065.94 | 2,435.70 | 2,088.75 | 2,460.69 | 2,088.75 | 2,088.75 | 2,460.69 | 2,088.75 | 2,088.75 | 2,460.69 |
| 602650 | 001 | 7105 | PURCH WATER: SOUTH RD: LY | 298.12 | 298.12 | 395.08 | 395.08 | 395.08 | 2,275.13 | 2,275.13 | 2,275.13 | 18,949.00 | 1,068.32 | 903.89 |
| 602700 | 001 | 7105 | PURCH WATER: PINE CREEK-LITCH | 827.39 | - | 401.52 | 380.40 | 388.52 | 932.56 | 403.14 | 412.88 | 568.79 | 382.03 | 398.38 |
| 602730 | 001 | 7105 | PURCH WATER: WESCO | 5,374.38 | 5,374.38 | 5,374.38 | 6,183.10 | 6,183.10 | 6,183.10 | (2,614.09) | 6,658.48 | 6,658.48 | 6,622.36 | 4,867.40 |
| 602815 | 001 | 7105 | PURCH WATER: GREENHILLS | 6,843.43 | 3,700.98 | 2,963.75 | 5,859.66 | 2,693.87 | 3,378.44 | 7,095.73 | 3,694.40 | 4,299.98 | 3,489.68 | 2,976.92 |
| 602860 | 001 | 7105 | PURCH WATER: SETTLERS LN(OKWD) | 2,465.65 | 2,465.65 | 3,268.09 | 3,268.09 | 3,268.09 | 4,849.99 | (353.32) | 4,849.99 | 9,293.70 | 3,121.01 | 2,979.60 |
| 602880 | 001 | 7105 | PURCHASED WATER: MAPLE HILLS | 5,343.35 | 5,343.35 | 5,257.99 | 5,257.99 | 5,257.99 | 5,497.10 | 5,497.10 | 5,497.10 | 18,246.62 | 4,949.13 | 4,780.55 |
| 602890 | 001 | 7105 | PURCHASED WATER: SALEM | - | - | - | - | - | - | - | 3,430.56 | 4,952.27 | 4,205.90 | (12,588.73) |
| 602900 | 001 | 7105 | PURCH WATER: FRANCOUER TRUCKIN | - | - | 1,365.00 | 425.00 | 623.50 | - | - | - | - | - | - |
| 610200 | 001 | 7105 | SALARIES - WTP | - | - | - | - | - | - | - | - | - | - | - |
| 610201 | 001 | 7105 | BENEFITS - WTP | - | - | - | - | - | - | - | - | - | - | - |
| 623201 | 001 | 7105 | COHAS PUMP STAT: LY - POWER | 3,200.21 | 2,806.11 | 2,929.52 | 2,461.77 | 3,581.87 | 3,858.68 | 4,339.43 | 3,805.22 | 4,186.35 | 3,234.47 | 2,429.26 |
| 623211 | 001 | 7105 | W&E PUMP STATION: WM - POWER | 1,609.94 | 1,570.67 | 2,108.89 | 680.78 | 2,295.36 | 1,035.42 | 1,658.14 | 1,320.78 | 1,025.67 | 812.73 | 745.62 |
| 623220 | 001 | 7105 | STONE SLED BOOST: BOW - POWER | 1,171.40 | 1,120.30 | 292.24 | 911.97 | 505.50 | 477.49 | 439.18 | 453.53 | 243.97 | 514.93 | 533.40 |
| 623225 | 001 | 7105 | STONE RDG BOOSTER:EXETER-POWER | 1,695.02 | 1,675.88 | 403.10 | 546.60 | 911.64 | 420.82 | 392.62 | 240.58 | 328.55 | 595.87 | 669.15 |
| 623231 | 001 | 7105 | CASTLE REACH PUMP ST:WM -POWER | 1,074.94 | 964.03 | 877.16 | 820.65 | 574.60 | 466.62 | 617.76 | 743.56 | 514.17 | 685.23 | 537.40 |
| 623241 | 001 | 7105 | FOREST HILLS PUMP ST: LY-POWER | 345.23 | 332.86 | 305.57 | 246.36 | 156.36 | 130.85 | 138.08 | 125.15 | 105.35 | 86.36 | 80.79 |
| 623245 | 001 | 7105 | DANIELS LAKE: POWER | 851.47 | - | 518.82 | 705.49 | 485.60 | 289.84 | 298.65 | 298.41 | 277.52 | 266.09 | 392.93 |
| 623250 | 001 | 7105 | POWER PURCHASED: LOCKE LAKE | 3,157.64 | 3,045.64 | 3,157.10 | 1,661.31 | 2,118.23 | 2,849.80 | 3,654.49 | 2,655.36 | 3,385.00 | 2,982.86 | 2,784.46 |
| 623251 | 001 | 7105 | POWER PURCHASED: BIRCH HILL | 728.22 | 698.36 | 753.03 | 668.64 | 544.78 | 185.34 | 96.53 | 105.10 | 110.22 | 330.65 | 501.81 |

| | | | | | | | | | | | | | | |
|--------|-----|------|--------------------------------|-----------|-----------|-----------|-----------|-----------|-----------|-----------|-----------|-----------|-----------|-----------|
| 623252 | 001 | 7105 | POWER PURCHASED: MIDDLETON | 1,018.06 | 1,196.24 | 1,004.09 | 880.53 | 1,035.31 | 629.25 | 688.00 | 688.24 | 729.37 | 781.87 | 800.49 |
| 623261 | 001 | 7105 | LAMPLIGHTER PUMP ST: WM -POWER | 985.64 | 951.65 | 1,127.72 | 521.87 | 1,384.64 | 420.99 | 459.34 | 437.86 | 325.37 | 388.66 | 903.31 |
| 623271 | 001 | 7105 | THURSTON WOODS PUMP ST:LEE-PWR | 720.60 | 624.73 | 610.34 | 562.61 | 451.92 | 409.07 | 404.30 | 357.46 | 316.07 | 326.73 | 534.30 |
| 623281 | 001 | 7105 | FLETCHERS CORNER ST: WM-POWER | 1,497.95 | 1,431.97 | 1,706.45 | 1,351.48 | 1,265.15 | 863.61 | 870.87 | 1,108.22 | 937.78 | 936.50 | 1,239.50 |
| 623290 | 001 | 7105 | CHESTERBROOK PUMP STAT: POWER | - | - | - | - | - | - | - | - | - | - | - |
| 623301 | 001 | 7105 | GOLDENBROOK PUMP ST: WM -POWER | 813.09 | 833.33 | 941.21 | 723.81 | 611.99 | 607.51 | 751.01 | 692.13 | 621.90 | 266.72 | 1,001.69 |
| 623321 | 001 | 7105 | SHAKER HGHTS PUMP STAT: POWER | 428.67 | 441.22 | 441.48 | 377.73 | 160.98 | 105.76 | 97.45 | 92.84 | 96.83 | 92.24 | 221.94 |
| 623351 | 001 | 7105 | BEAVER HOLLOW PUMP ST: SN-PWR | 758.58 | 495.94 | 442.45 | 154.44 | 364.10 | 287.73 | 108.75 | 213.83 | 80.95 | 138.83 | 121.14 |
| 623376 | 001 | 7105 | CLEARWATER EST: RAYMOND: POWER | 1,090.13 | 1,194.93 | 1,152.14 | 1,047.81 | 982.89 | 590.02 | 540.86 | 497.74 | 474.15 | 730.90 | 980.61 |
| 623401 | 001 | 7105 | HARDWOOD PUMP ST: WM - POWER | 1,500.68 | 1,366.26 | 1,618.02 | 1,397.21 | 1,425.49 | 994.92 | 703.33 | 635.86 | 640.14 | 868.88 | 1,029.76 |
| 623421 | 001 | 7105 | WHITE ROCK PUMP ST:BOW - POWER | 2,623.79 | 2,490.39 | 699.94 | 636.06 | 1,981.38 | 1,188.39 | 1,020.58 | 1,019.09 | 991.20 | 904.41 | 1,189.59 |
| 623441 | 001 | 7105 | ROLLING HILLS PUMP ST:PW -PWR | 61.65 | 53.89 | 54.06 | 53.40 | 53.62 | 58.77 | 58.92 | 57.15 | 57.07 | 47.06 | 57.69 |
| 623471 | 001 | 7105 | GILCREAST BOOSTER STAT:LY-PWR | 48.39 | - | 53.79 | 68.33 | 52.35 | 47.71 | 48.50 | 46.95 | 46.35 | 47.41 | 46.34 |
| 623501 | 001 | 7105 | SPRINGWOOD HLS PUMP ST:WM -PWR | 708.71 | 548.22 | 537.18 | 495.38 | 893.36 | 471.69 | 550.92 | 528.28 | 442.44 | 485.33 | 387.40 |
| 623551 | 001 | 7105 | DARRAH BOOSTER STAT: LY- POWER | 1,090.45 | 1,015.19 | 1,285.68 | 926.61 | 1,874.09 | 1,829.64 | 2,217.74 | 2,026.51 | 1,946.02 | 1,510.30 | 1,059.18 |
| 623621 | 001 | 7105 | COLONIAL DR BOOSTER ST:LF-PWR | 324.58 | 388.26 | 402.47 | 322.42 | 374.03 | 117.23 | 112.85 | 111.70 | 110.45 | 96.04 | 95.26 |
| 623651 | 001 | 7105 | SOUTH RD BOOSTER STAT: LY -PWR | 524.08 | 480.04 | 453.39 | 393.79 | 374.16 | 226.97 | 238.78 | 824.75 | 245.41 | 193.77 | 217.86 |
| 623671 | 001 | 7105 | MEADOWVIEW PUMP STAT: PM - PWR | 1,277.20 | 1,251.30 | 1,186.01 | 541.45 | 785.39 | 612.43 | 1,369.93 | 1,055.87 | 1,022.60 | 836.41 | 588.59 |
| 623701 | 001 | 7105 | NESENKEAG PUMP STAT: LY -POWER | - | - | - | - | - | - | - | - | - | - | - |
| 623731 | 001 | 7105 | WESCO BOOSTER STAT: HT - POWER | 968.96 | 1,086.92 | 1,095.59 | 983.12 | 718.61 | 536.63 | 497.38 | 484.53 | 507.99 | 467.77 | 429.09 |
| 623751 | 001 | 7105 | ATKINSON PUMP STAT: AN - POWER | 322.63 | 314.70 | 306.89 | 205.09 | 211.06 | 178.38 | 131.37 | 116.70 | 129.31 | 103.97 | 145.69 |
| 623801 | 001 | 7105 | W&E BOOSTER STATION: WM -POWER | 515.09 | 503.30 | 610.61 | 486.95 | 406.77 | 358.57 | 357.91 | 335.78 | 322.56 | 277.68 | 354.43 |
| 623805 | 001 | 7105 | SPRUCE POND PUMP STA: WM - PWR | 3,117.36 | - | 1,606.57 | 1,465.67 | 1,744.83 | 947.51 | 833.36 | 1,058.32 | 869.26 | 988.63 | 230.68 |
| 623811 | 001 | 7105 | LIBERTY TREE PUMP ST: RD-POWER | 1,905.22 | 1,675.90 | 1,762.52 | 600.04 | 1,199.51 | 616.79 | 565.66 | 564.68 | 619.98 | 549.86 | 515.88 |
| 623816 | 001 | 7105 | GREEN HILLS PUMP ST: RD -POWER | - | - | - | - | - | - | - | - | - | - | - |
| 623841 | 001 | 7105 | MINISTERIAL HEIGHTS PS:LY -PWR | 665.69 | 594.57 | 641.39 | 616.07 | 655.16 | 310.14 | 502.71 | 443.36 | 306.89 | 251.98 | 243.56 |
| 623851 | 001 | 7105 | PINE HAVEN PUMP ST: LY - POWER | 122.45 | 158.20 | 235.46 | 213.48 | 187.44 | 215.47 | 266.24 | 298.67 | 186.68 | 188.51 | 111.28 |
| 623882 | 001 | 7105 | HARVEST VIL PUMP ST: LY -POWER | 598.24 | 575.10 | 609.74 | 541.29 | 399.83 | 238.71 | 218.47 | 185.50 | 178.39 | 191.36 | 265.92 |
| 623961 | 001 | 7105 | WILLIAMSBURG PUMP ST: PM-POWER | 2,864.54 | 3,374.48 | 2,810.76 | 2,179.25 | 1,599.64 | 1,674.06 | 1,836.44 | 1,576.17 | 1,576.17 | 1,576.17 | 3,204.29 |
| 623971 | 001 | 7105 | AVERY PUMP ST: LY - POWER | - | - | - | - | - | - | - | - | - | - | - |
| 623981 | 001 | 7105 | MAPLE HILLS PUMP ST: DY -POWER | 588.63 | 636.40 | 687.20 | 603.71 | 447.02 | 435.57 | 299.27 | 358.52 | 318.83 | 481.57 | 182.42 |
| 623991 | 001 | 7105 | GAGE HILL PUMP ST: PM - POWER | 1,072.77 | 520.74 | 648.55 | 254.20 | 412.57 | 351.67 | 320.14 | 105.10 | 105.10 | 121.68 | - |
| 623993 | 001 | 7105 | NORTHERN SHORES-TILTON: POWER | 428.88 | 614.67 | 631.96 | 488.02 | 416.49 | 195.59 | 169.34 | 123.07 | 187.88 | 109.32 | 224.85 |
| 623994 | 001 | 7105 | WINNISQUAM VILLAGE POWER | 534.61 | 552.94 | 573.77 | 475.42 | 548.81 | 297.05 | 196.67 | 200.89 | 237.61 | 148.42 | 309.65 |
| 623995 | 001 | 7105 | WOOD MEADOWS - POWER | 793.78 | 808.33 | 959.62 | 812.42 | 809.66 | 809.76 | 678.90 | 895.70 | 713.18 | 577.31 | 392.82 |
| 623996 | 001 | 7105 | EAST DERRY PUMP ST: DY - POWER | 437.80 | 435.70 | 442.18 | 376.56 | 284.14 | 85.61 | 68.04 | 63.75 | 60.22 | 56.04 | 95.72 |
| 623997 | 001 | 7105 | SKYVIEW ESTATES-PELHAM POWER | 1,148.06 | 1,088.45 | 1,229.16 | 552.12 | 864.43 | 652.46 | 1,261.19 | 568.29 | 218.13 | 459.07 | 877.70 |
| 623998 | 001 | 7105 | MACGREGOR CUT - POWER | 749.96 | 764.29 | 816.64 | 730.45 | 631.96 | 446.26 | 425.32 | 460.84 | 449.93 | 420.27 | 224.17 |
| 623999 | 001 | 7105 | POWER PURCHASED: CONSULTING | - | - | - | - | - | - | - | - | - | - | - |
| 624100 | 001 | 7105 | OPER LABOR: TREATMENT PLANT | - | - | - | - | - | - | - | - | - | - | - |
| 626100 | 001 | 7105 | OPER EXP T PLANT: MAT & EXP | 81.95 | 1,137.43 | - | - | 340.52 | 148.98 | - | 66.52 | 186.92 | - | 135.69 |
| 626120 | 001 | 7105 | OP EXP-SCADA&ALARM MSTR DIALER | - | 970.00 | - | 40.89 | - | 60.12 | 2,000.00 | 696.90 | - | - | - |
| 631100 | 001 | 7105 | MAINT STRUCT: BOOSTER STATION | - | - | - | 220.99 | 3,070.20 | 3,125.00 | 2,717.91 | 8,330.56 | 1,141.91 | 4,765.55 | - |
| 631500 | 001 | 7105 | MAINT STRUCT: SOURCE/SUPPLY | 4,454.93 | 4,089.34 | 215.15 | - | - | - | - | - | - | - | - |
| 633100 | 001 | 7105 | MAINT PUMP EQUIP: LABOR | - | - | 104.78 | - | - | - | - | - | - | - | - |
| 633105 | 001 | 7105 | MAINT PUMP EQUIP: MAT & EXP | 936.92 | 6,420.00 | 1,385.54 | 1,176.45 | - | - | - | - | 3,817.08 | 627.72 | - |
| 633140 | 001 | 7105 | MAIN OF STRUCT:BOOSTER STATION | - | - | - | - | - | - | - | - | - | - | - |
| 633150 | 001 | 7105 | MAINT BOOST ST: PHONE | 77.47 | 77.45 | 77.73 | 77.51 | 77.50 | 80.80 | 82.25 | 82.28 | 82.28 | 81.62 | 81.61 |
| 633155 | 001 | 7105 | MAINT BOOST ST:GAS/OIL/PROPANE | 9,638.68 | 1,958.46 | 12,246.33 | 137.46 | 2,651.34 | 3,633.50 | 192.04 | 204.90 | 1,942.83 | 1,628.21 | 1,067.71 |
| 633199 | 001 | 7105 | BOOSTER STATION GENERAL MAINT | 56,289.28 | 48,241.13 | 61,154.71 | 54,693.23 | 63,243.31 | 71,403.21 | 69,095.16 | 53,769.62 | 49,549.19 | 59,123.02 | 59,251.88 |
| 633210 | 001 | 7105 | W&E PUMP STA: WM | 3,352.56 | 2,921.37 | 4,958.72 | 3,431.08 | 3,433.73 | 4,275.07 | 4,033.20 | 3,565.36 | 3,791.33 | 3,392.39 | 3,013.59 |
| 633212 | 001 | 7105 | W&E PUMP STA: WM - CHEMICALS | - | - | - | - | - | - | - | - | - | - | - |
| 633214 | 001 | 7105 | W&E PUMP STA: WM - PROPANE | - | - | - | - | - | - | - | - | - | - | - |
| 633400 | 001 | 7105 | HARDWOOD PUMP STA: WM | 800.00 | 750.00 | 750.00 | 750.00 | 750.00 | 400.00 | 400.00 | 400.00 | 852.50 | 400.00 | 502.00 |
| 633881 | 001 | 7105 | HARVEST VLGE PUMP STA: LY | - | - | - | - | - | - | - | - | - | - | - |
| 633973 | 001 | 7105 | AVERY PUMP STA: LY - TELEPHONE | - | - | - | - | - | - | - | - | - | - | - |

| | | | | | | | | | | | | | | |
|--------|-----|-----------|--|-------------------|-------------------|-------------------|-------------------|-------------------|-------------------|-------------------|-------------------|-------------------|-------------------|-------------------|
| 641110 | 001 | 7105 | CHLORINE: | 110.19 | 422.17 | 837.77 | 154.00 | 375.24 | 635.06 | 327.51 | 529.55 | 546.07 | 858.00 | 169.64 |
| 641120 | 001 | 7105 | FERRIC CHLORIDE | - | - | - | - | 976.60 | - | - | - | - | - | - |
| 641160 | 001 | 7105 | CORROSION INHIBITOR | - | 111.18 | 37.06 | 37.06 | 1,062.06 | 70.18 | 70.18 | - | 70.18 | - | 79.98 |
| 641170 | 001 | 7105 | MISC TREATMENT CHEMICALS | - | - | - | - | - | - | - | - | - | - | 2,375.44 |
| 641180 | 001 | 7105 | CARBON DIOXIDE | - | - | - | - | - | - | - | - | - | - | - |
| 641190 | 001 | 7105 | ARSENIC MEDIA REPLACEMENT | 4,042.98 | - | - | - | 20,143.50 | 13,601.30 | - | - | - | - | 4,532.29 |
| 641201 | 001 | 7105 | POLYPHOSPHATE | - | 1,000.00 | - | - | - | 61.25 | 244.97 | 183.72 | 122.49 | 183.73 | 91.86 |
| 641203 | 001 | 7105 | POT PERM | - | - | 162.99 | - | - | 162.99 | 200.49 | - | - | 200.49 | - |
| 641205 | 001 | 7105 | SODIUM HYDROXIDE | 7,458.39 | 295.30 | 24.81 | 1,617.16 | 14.88 | 121.88 | 2,442.55 | 360.29 | 532.63 | 1,988.43 | 416.74 |
| 641206 | 001 | 7105 | SALT | 1,840.81 | 2,401.47 | 2,835.90 | 3,470.25 | 3,222.84 | 2,128.11 | 4,001.92 | 2,013.92 | 2,031.65 | 2,374.72 | 3,168.39 |
| 641210 | 001 | 7105 | SODIUM HEXAMETAPHOSPHATE | - | - | - | - | - | - | - | - | - | - | - |
| 641212 | 001 | 7105 | POT ASH | - | - | - | - | - | - | - | - | - | - | - |
| 641213 | 001 | 7105 | SODA ASH | - | - | - | - | - | - | - | - | - | - | - |
| 641214 | 001 | 7105 | W&E CHEMICALS | - | - | - | - | - | - | - | - | - | - | - |
| 642200 | 001 | 7105 | LABORATORY EXPENSE | 666.00 | 908.63 | 846.37 | 224.28 | 611.72 | 1,007.81 | 633.09 | 1,465.09 | 1,023.91 | 912.67 | 1,064.70 |
| 642205 | 001 | 7105 | LAB EXPENSE: OUTSIDE TESTING | 6,920.04 | 2,650.88 | 2,669.76 | 4,145.58 | 7,829.42 | 3,910.52 | 12,222.96 | 6,175.92 | 3,105.60 | 10,425.10 | 6,723.14 |
| 652220 | 001 | 7105 | MAINT PROC EQUIP:SCADA & OTHER | 3,885.22 | 1,942.18 | 8,167.03 | 857.94 | 825.20 | 3,943.27 | 608.70 | 1,086.58 | 829.58 | 307.20 | 685.55 |
| 652201 | 001 | 7105 | MAINT PROC EQ:TP SLUDGE REMOVE | - | - | - | - | - | - | - | - | - | - | - |
| | | | | 278,656.70 | 178,879.36 | 237,685.59 | 194,577.38 | 254,115.26 | 275,620.76 | 262,182.82 | 273,362.55 | 287,436.16 | 245,772.38 | 210,899.77 |
| | | | Transmission & Distribution Expenses | | | | | | | | | | | |
| 660000 | 001 | 7106 | SUPERINTENDENCE: OPERATIONS | - | - | - | - | - | - | - | - | - | - | - |
| 660001 | 001 | 7106 | BENEFITS: OPERATIONS MANAGER | - | - | - | - | - | - | - | - | - | - | - |
| 662003 | 001 | 7106 | MISC GENERAL EXP: OPERATIONS | - | - | - | - | - | - | - | - | - | - | - |
| 662004 | 001 | 7106 | MISC: T&D MATERIAL & SUPPLY | - | - | - | - | - | - | - | - | - | - | - |
| 663100 | 001 | 7106 | METER OPERATING LABOR & EXP | 3,386.97 | 4,730.63 | 12,011.50 | 4,340.22 | 6,119.63 | 5,978.50 | 2,497.67 | 6,444.75 | 4,004.84 | 3,843.69 | 3,261.03 |
| 663101 | 001 | 7106 | MOLE: METER REMOVAL | - | - | 450.42 | 2,542.72 | 2,036.99 | 791.79 | - | 73.26 | 655.18 | 1,494.82 | 2,101.40 |
| 664200 | 001 | 7106 | OTHER EXPENSE ON CUST PREMISIS | 195.10 | 385.20 | 51.36 | 428.00 | 2,472.40 | 4,889.86 | 250.86 | 598.50 | 1,833.50 | 959.50 | 1,947.50 |
| 665100 | 001 | 7106 | SMALL TOOL EXPENSE: NC | - | - | - | - | - | - | - | - | - | - | - |
| 665250 | 001 | 7106 | TRANS/EXP: MISCELLANEOUS | - | - | - | - | - | - | - | - | - | - | - |
| 665400 | 001 | 7106 | GASOLINE | - | - | - | - | - | - | - | - | - | - | - |
| 673001 | 001 | 7106 | MAINT MAINS: REPAIRS | 2,664.59 | 35,374.31 | 6,185.27 | 11,594.00 | 14,609.61 | 7,138.91 | 7,666.09 | 18,920.74 | 13,885.95 | 3,929.53 | 2,872.97 |
| 673002 | 001 | 7106 | MAINT MAINS: GATE PROGRAM | 1,270.57 | 1,244.80 | 11,435.64 | 7,746.80 | 5,258.35 | 2,377.13 | 4,466.71 | 14,887.17 | 6,998.48 | 4,933.68 | 5,915.45 |
| 673003 | 001 | 7106 | MAINT MAINS: FLUSHING | 1,602.38 | 1,114.95 | 3,800.80 | 66,215.04 | 28,880.74 | 10,834.96 | 394.89 | 4,290.83 | 2,005.89 | 818.58 | 586.43 |
| 673004 | 001 | 7106 | MAINT GATES: INSPECTION | 1,427.73 | 12,074.11 | 2,677.97 | 772.19 | 274.32 | 1,156.10 | 10,242.07 | 19,864.98 | 6,573.64 | 3,403.32 | - |
| 673005 | 001 | 7106 | MAINT MAINS: WESCO MASTER METER VAULT | 154.92 | 164.76 | 166.77 | 151.44 | 109.33 | 93.71 | 62.14 | 42.02 | 264.97 | 69.09 | 80.81 |
| 675000 | 001 | 7106 | MAINTENANCE: SERVICES | 33,035.61 | 14,029.16 | 19,916.18 | 7,442.59 | 28,846.27 | 8,392.39 | 17,297.64 | 21,119.21 | 32,779.35 | 23,121.18 | 30,795.19 |
| 676000 | 001 | 7106 | MAINTENANCE: METERS | 999.20 | 446.63 | 13,380.28 | 15,346.23 | 3,611.30 | 1,805.28 | 589.13 | 1,695.80 | 1,180.07 | 447.70 | 837.44 |
| 677000 | 001 | 7106 | MAINTENANCE: HYDRANTS | - | - | - | - | - | 162.18 | - | - | - | - | - |
| 677001 | 001 | 7106 | MAINTENANCE: HYDRANTS-REPAIRS | 15,356.05 | 15,009.23 | 6,203.54 | 332.91 | 1,780.99 | 2,448.08 | 2,891.01 | 2,373.29 | 2,907.09 | 3,768.45 | 2,811.12 |
| 677002 | 001 | 7106 | MAINTENANCE: HYDRANTS-PAINTING | - | - | - | - | - | - | - | 233.38 | - | - | - |
| 677003 | 001 | 7106 | MAINTENANCE: HYDRANTS-INSPECTN | 8,488.40 | 1,503.17 | 537.89 | - | - | 2,626.78 | 1,820.40 | 4,205.88 | 10,933.83 | 7,840.23 | 586.05 |
| 678000 | 001 | 7106 | MONITOR CONTRACTORS MARKING | 2,856.34 | 1,966.32 | 7,698.11 | 8,116.53 | 6,666.44 | 9,055.89 | 9,306.97 | 8,782.84 | 10,384.22 | 5,374.61 | 4,681.52 |
| | | | | 71,437.86 | 88,043.27 | 84,515.73 | 125,028.67 | 100,666.37 | 57,751.56 | 57,485.58 | 103,532.65 | 94,407.01 | 60,004.38 | 56,476.91 |
| | | | Customer Accounts & Collection Expenses | | | | | | | | | | | |
| 902000 | 001 | 7108 | CUSTOMER ORDS: COLLECTIONS | - | - | - | - | - | - | - | - | - | - | - |
| 903000 | 001 | 7108 | CUSTOMER ORDS: COLLECTIONS | - | - | 277.97 | - | 1,997.04 | 1,639.95 | 739.32 | 3,429.99 | 2,255.23 | - | 66.26 |
| 902001 | 001 | 7108 | METER READING | 5,040.28 | 6,969.13 | 4,153.37 | 5,612.35 | 5,294.34 | 2,365.19 | 3,618.26 | 3,986.63 | 3,584.96 | 4,092.94 | 2,352.51 |
| 902098 | 001 | 7108 | METER READING: TRANSFERS | 550.83 | 865.46 | 704.13 | 974.27 | 1,442.78 | 2,437.29 | 1,956.30 | 3,444.35 | 2,815.47 | 2,282.48 | 2,208.96 |
| 902099 | 001 | 7108 | METER READING: EXCEPTIONS | 1,468.86 | 1,253.51 | 558.22 | 138.21 | 612.31 | 417.12 | 433.94 | 686.89 | 856.64 | 638.16 | 206.89 |
| 902100 | 001 | 7108 | BILLING & ACCOUNTING | - | - | - | - | - | - | - | - | - | - | - |
| 903100 | 001 | 7108 | BILLING & ACCOUNTING | 6,340.99 | 5,244.58 | 7,513.96 | 7,221.53 | 6,785.11 | 7,085.16 | 7,711.67 | 7,722.20 | 7,827.42 | 7,515.40 | 7,632.83 |
| 930200 | 001 | 7108:7109 | PUBLIC RELATIONS | - | 98.40 | 532.65 | 2,097.00 | 6,806.90 | 1,173.29 | - | 757.30 | 1,240.22 | - | 289.05 |

| | | | | | | | | | | | | | | |
|--------|-----|-----------|---|--------------------|--------------------|---------------------|-------------------|-------------------|-------------------|-------------------|-------------------|-------------------|-------------------|--------------------|
| 902400 | 001 | 7108 | WATER BAN | - | - | - | - | - | 7,159.74 | 1,522.92 | - | - | - | |
| 904000 | 001 | 7108 | UNCOLLECTABLE ACCOUNTS | (125.33) | 465.58 | (17.76) | 40.12 | 162.26 | 860.49 | 214.94 | 226.53 | - | - | |
| | | | | 13,275.63 | 14,896.66 | 13,722.54 | 16,083.48 | 23,100.74 | 15,245.11 | 22,479.72 | 21,765.22 | 18,806.47 | 14,528.98 | 12,756.50 |
| | | | Administrative and General Expense | | | | | | | | | | | |
| 921000 | 001 | 7109 | OFFICE SUPPLIES & EXPENSE | 51.06 | 48.76 | 46.84 | 22.13 | 39.16 | 169.42 | 699.16 | 46.47 | 35.40 | 35.40 | 103.85 |
| 921160 | 001 | 7109 | OFFICE SUP & EXP: PHONE-NC | 86.63 | 86.63 | 86.63 | 86.58 | 86.58 | 86.58 | 92.42 | 123.13 | 108.39 | 149.26 | 149.26 |
| 923000 | 001 | 7109 | OUTSIDE SERVICES | 2,729.00 | 4,040.00 | 2,980.00 | 3,887.00 | 1,159.67 | 680.36 | 1,608.08 | 594.00 | 560.00 | 238.00 | 2,165.33 |
| 924000 | 001 | 7109 | INSURANCE EXPENSE | 11,175.00 | 15,659.45 | 12,747.56 | 13,425.52 | 4,156.18 | 13,425.54 | 13,425.54 | 13,425.54 | 13,558.90 | 13,730.52 | 13,471.12 |
| 928000 | 001 | 7109 | REGULATORY COMMISSION EXPENSE | 4,299.00 | 4,299.00 | 4,299.00 | 4,299.00 | 4,299.00 | 4,299.00 | 4,299.00 | 4,299.00 | 4,299.00 | 4,299.00 | (799.67) |
| 930102 | 001 | 7109 | LICENSING FEES | 974.17 | 974.17 | 974.17 | 974.17 | 974.17 | 974.17 | 980.83 | 980.79 | 980.83 | 980.83 | 980.83 |
| 930200 | 001 | 7100 | PUBLIC RELATIONS | - | - | - | - | - | - | - | - | - | - | - |
| 930300 | 001 | 7109 | MEALS | - | 35.02 | - | - | - | - | - | 99.92 | - | 14.20 | - |
| 930400 | 001 | 7109 | MISCELLANEOUS GENERAL EXPENSE | - | - | 100.67 | - | 66.75 | - | (25.55) | - | - | - | - |
| 930401 | 001 | 7109 | MISC GEN EXP:UNREALIZED ACQUIS | - | - | - | - | - | - | - | - | - | - | - |
| 930410 | 001 | 7109 | CHARITABLE CONTRIBUTIONS | - | - | - | - | - | - | - | - | - | - | - |
| 950500 | 001 | 7109 | MAINTENANCE:COMPUTER EQUIPMENT | - | - | - | - | - | - | - | - | - | - | - |
| | | | | 19,314.86 | 25,143.03 | 21,234.87 | 22,694.40 | 10,781.51 | 19,635.07 | 21,079.48 | 19,568.85 | 19,542.52 | 19,447.21 | 16,070.72 |
| | | | Inter Div Management Fee | | | | | | | | | | | |
| 930500 | 001 | 7100 | INTERCOMPANY MGMT FEE: PCP | 5,229.00 | 6,603.00 | 9,119.00 | 8,177.00 | 6,089.00 | 6,645.00 | 6,961.00 | 6,429.00 | 7,893.00 | 5,865.00 | 6,008.00 |
| 930510 | 001 | 7100 | INTERCO MGMT FEE: PWW | 240,050.00 | 234,822.00 | 295,540.00 | 252,896.00 | 268,787.00 | 225,121.00 | 235,853.00 | 221,644.00 | 246,125.00 | 219,252.00 | 233,783.00 |
| 930520 | 001 | 7100 | INTERCO MGT:INSIDE GEN COUNSEL | - | - | - | - | - | - | - | - | - | - | - |
| | | | Total Operating Expenses | 627,964.05 | 548,387.32 | 661,817.73 | 619,456.93 | 663,539.88 | 600,018.50 | 606,041.60 | 646,302.27 | 674,210.16 | 564,869.95 | 535,994.90 |
| | | | Depreciation Expense | | | | | | | | | | | |
| 403000 | 001 | 7100 | DEPRECIATION EXPENSE | 142,288.37 | 142,348.83 | 142,708.25 | 142,613.04 | 142,063.81 | 142,241.73 | 142,157.90 | 142,362.47 | 142,412.63 | 142,637.55 | 145,102.89 |
| 406100 | 001 | 7100 | AMORT OF ACQUISITION ADJUSTMENT | (14,165.41) | (14,165.40) | (14,165.40) | (14,165.41) | (14,165.41) | (14,165.40) | (14,165.41) | (14,165.40) | (14,165.40) | (14,165.41) | (14,165.42) |
| 406101 | 001 | 7100 | AMORT OF WESCO ACQ ADJ | (9.59) | (9.59) | (9.59) | (9.59) | (9.59) | (9.59) | (9.59) | (9.59) | (9.59) | (9.59) | (9.59) |
| 406102 | 001 | 7100 | AMORT OF CASTLE REACH ACQ ADJ | (474.65) | (474.64) | (474.65) | (474.64) | (474.65) | (474.64) | (474.65) | (474.65) | (345.70) | (340.19) | (340.20) |
| 406103 | 001 | 7100 | AMORT OF WHITE ROCK ACQ ADJ | (529.59) | (529.60) | (529.59) | (529.60) | (529.59) | (529.60) | (529.61) | (529.60) | (483.02) | (481.96) | (481.95) |
| 406104 | 001 | 7100 | AMORT OF LAMPLIGHTER ACQ ADJ | (471.31) | (471.32) | (471.31) | (471.32) | (471.31) | (471.32) | (471.31) | (471.32) | (471.31) | (471.32) | (471.31) |
| 406105 | 001 | 7100 | AMORT FLETCHERS CORNER ACQ ADJ | (548.33) | (548.33) | (548.33) | (548.33) | (548.33) | (548.33) | (548.33) | (548.33) | (548.33) | (548.33) | (548.33) |
| | | | | 126,089.49 | 126,149.95 | 126,509.38 | 126,414.15 | 125,864.93 | 126,042.85 | 125,959.00 | 126,163.58 | 126,389.28 | 126,620.75 | 129,086.09 |
| | | | Amortization Expense: CIAC | | | | | | | | | | | |
| 405300 | 001 | 7000:7100 | AMORTIZATION EXPENSE: CIAC | (43,117.62) | (43,157.84) | (43,171.41) | (43,171.89) | (43,177.70) | (43,196.53) | (43,285.46) | (43,290.24) | (43,310.07) | (43,316.34) | (43,441.76) |
| | | | Amortization Expense | | | | | | | | | | | |
| 407320 | 001 | 7100 | AMORT EXP - DEFERRED CHARGES | 5,418.20 | 5,660.79 | 5,660.85 | 5,660.78 | 5,660.77 | 5,660.85 | 5,660.82 | 5,719.35 | 5,719.42 | 5,719.35 | 5,719.35 |
| 407100 | 001 | 7100 | AMORT: ACQUISITION PREMIUM | 18,828.74 | 19,399.34 | 19,399.34 | 19,399.34 | 19,399.33 | 19,399.34 | 19,399.25 | 19,399.34 | 19,399.34 | 19,399.34 | 19,399.33 |
| | | | Taxes Other than Income Tax | | | | | | | | | | | |
| 408110 | 001 | 7000:7100 | LOCAL PROPERTY TAXES | 152,024.30 | 106,941.96 | 106,941.85 | 106,941.95 | 92,426.06 | 107,941.58 | 102,436.54 | 102,436.54 | 102,436.51 | 102,436.54 | 103,127.32 |
| 408130 | 001 | 7000:7100 | NH BET TAXES | - | - | - | - | - | - | - | - | - | - | - |
| 414000 | 001 | 7100 | GAIN FROM FORGIVENESS SRF DEBT | (3,954.00) | (3,954.00) | (3,954.00) | (3,954.00) | (3,954.00) | (3,954.00) | (3,954.00) | (3,954.00) | (3,954.00) | (3,954.00) | (3,954.00) |
| | | | | 148,070.30 | 102,987.96 | 102,987.85 | 102,987.95 | 88,472.06 | 103,987.58 | 98,482.54 | 98,482.54 | 98,482.51 | 98,482.54 | 99,173.32 |
| | | | Income Tax | | | | | | | | | | | |
| 409102 | 001 | 7100 | PROV/FED INC TAX/CURRENT | (35,549.43) | (11,913.90) | 180,993.09 | 15,286.51 | 8,171.81 | 63,183.96 | 81,211.40 | 66,531.21 | 18,577.12 | 4,355.63 | (9,822.74) |
| 409113 | 001 | 7100 | PROVS FOR NH BUS PRFTS TAX CUR | (13,007.23) | 130.03 | 72,879.37 | (884.12) | 3,246.30 | 25,100.17 | 32,261.66 | 26,429.88 | 7,379.85 | 1,730.30 | (3,902.13) |
| 410102 | 001 | 7100 | PROV FEDL INCOME TAX DEFERRED | - | - | - | - | - | - | - | - | - | - | - |
| 410113 | 001 | 7100 | PROV NH INCOME TAX DEFERRED | - | - | - | - | - | - | - | - | - | - | - |
| | | | | (48,556.66) | (11,783.87) | 253,872.46 | 14,402.39 | 11,418.11 | 88,284.13 | 113,473.06 | 92,961.09 | 25,956.97 | 6,085.93 | (13,724.87) |
| | | | Total Operating Deducts | 834,696.50 | 747,643.65 | 1,127,076.20 | 845,149.65 | 871,177.38 | 900,196.72 | 925,730.81 | 945,737.93 | 906,847.61 | 777,861.52 | 732,206.36 |

| | | | | | | | | | | | | | | |
|--------|-----|-----------|---|---------------------|---------------------|--------------------|-------------------|-------------------|-------------------|-------------------|---------------------|---------------------|---------------------|---------------------|
| | | | Net Operating Income | (69,886.52) | 16,726.47 | 600,258.80 | 120,597.13 | 95,576.08 | 307,609.26 | 377,102.75 | 325,204.29 | 144,479.79 | 89,058.60 | 40,655.38 |
| | | | Non-Operating Revenue Deductions | | | | | | | | | | | |
| 421000 | 001 | 7100 | MISC NON-OPERATING INCOME(EXP) | - | - | - | - | - | - | - | - | - | - | - |
| 426001 | 001 | 7100 | MISCELLANEOUS NON-UTILITY EXP | - | - | - | - | - | - | - | - | - | - | - |
| 420000 | 001 | 7100 | AFUDC-INTEREST(DEBT) COMPONENT | - | - | - | - | - | - | - | - | - | - | - |
| 420100 | 001 | 7100 | AFUDC - EQUITY COMPONENT | - | - | - | - | - | - | - | - | - | - | - |
| | | | Interest Expense | | | | | | | | | | | |
| 427300 | 001 | 7000:7100 | INTEREST EXP: BONDS & NOTES | 71,628.26 | 69,977.98 | (32,081.22) | 70,098.63 | 69,368.83 | 69,686.48 | 68,639.53 | 69,605.88 | 72,440.61 | 67,522.55 | 69,923.86 |
| 427200 | 001 | 7000:7100 | LINE OF CREDIT INTEREST | 1,371.99 | 1,277.25 | (38,973.76) | 1,513.18 | 1,698.23 | 1,925.95 | 3,260.18 | 2,679.98 | 2,836.85 | 3,201.86 | 31.44 |
| 428000 | 001 | 7100 | AMORTIZATION OF DEBT EXPENSE | 1,892.16 | 1,848.72 | 1,870.90 | 1,870.90 | 1,870.90 | 1,870.90 | 1,870.90 | 1,870.90 | 1,870.90 | 1,870.90 | 1,891.74 |
| 419000 | 001 | 7100 | INTEREST INCOME | - | - | - | - | - | - | - | - | - | - | - |
| 427115 | 001 | 7100 | INTERCOMPANY INTEREST | 7,783.40 | 7,840.82 | 7,963.45 | 9,007.37 | 11,295.87 | 15,833.19 | 17,221.87 | 20,162.78 | 16,845.44 | 19,477.12 | 25,159.91 |
| 427500 | 001 | 7100 | INTEREST - OTHER | - | - | - | - | - | - | - | - | - | - | - |
| | | | Total Interest | 82,675.81 | 80,944.77 | (61,220.63) | 82,490.08 | 84,233.83 | 89,316.52 | 90,992.48 | 94,319.54 | 93,993.80 | 92,072.43 | 97,006.95 |
| | | | Net Income Before Dividends | (152,562.33) | (64,218.30) | 661,479.43 | 38,107.05 | 11,342.25 | 218,292.74 | 286,110.27 | 230,884.75 | 50,485.99 | (3,013.83) | (56,351.57) |
| | | | Net Income (Or Loss) - MTD | (152,562.33) | (64,218.30) | 661,479.43 | 38,107.05 | 11,342.25 | 218,292.74 | 286,110.27 | 230,884.75 | 50,485.99 | (3,013.83) | (56,351.57) |
| | | | Net Income (Or Loss) - YTD | (152,562.33) | (216,780.63) | 444,698.80 | 482,805.85 | 494,148.10 | 712,440.84 | 998,551.11 | 1,229,435.86 | 1,279,921.85 | 1,276,908.02 | 1,220,556.45 |

| 12 | | 12 | |
|---------------------|------------------------|---------------|---------|
| Dec-22 | Total | | |
| (14,963.13) | (179,140) | | |
| (77,192.43) | (926,309) | | |
| 77,192.43 | 926,309 | | |
| (739,985.22) | (9,641,495) | | |
| (76,635.99) | (476,649) | | |
| 56,647.00 | 81,142 | | |
| 76,635.99 | (459,737) | | |
| - | - | | |
| - | - | | |
| (33,858.88) | (303,256) | | |
| - | (202,859) | | |
| - | (235) | (506,350) | |
| (102,024.21) | (1,290,155) | | |
| (834,184.44) | (12,472,383.92) | | |
| (2,262.60) | (25,769) | | |
| (6,300.00) | (6,300) | | |
| (8,562.60) | (32,069.48) | | |
| 842,747.04 | 12,504,453.40 | 11,998,102.95 | |
| - | 38,092 | | |
| 30,291.30 | 506,359 | | |
| 32,911.29 | 430,459 | MWW - \$ | 554,542 |
| 1,771.57 | 17,813 | Derry - \$ | 162,746 |
| 5,080.67 | 49,625 | | |
| 5,436.84 | 65,317 | | |
| 365.05 | 35,443 | | |
| 3,714.39 | 20,306 | | |
| 2,088.75 | 26,482 | | |
| 222.32 | 29,750 | | |
| 414.02 | 5,510 | | |
| 4,867.40 | 61,732 | | |
| 3,569.33 | 50,566 | | |
| 9,114.52 | 48,591 | | |
| 13,475.79 | 84,404 | | |
| - | - | 1,432,358 | |
| - | 2,414 | | |
| - | - | | |
| - | - | | |
| 2,074.94 | 38,908 | | |
| 1,023.14 | 15,887 | | |
| 595.54 | 7,259 | | |
| 790.90 | 8,671 | | |
| 743.28 | 8,619 | | |
| 93.95 | 2,147 | | |
| 424.44 | 4,809 | | |
| 3,138.39 | 34,590 | | |
| 506.30 | 5,229 | | |

| | | |
|-----------|----------------|---------|
| 1,044.83 | 10,496 | |
| 825.37 | 8,732 | |
| 699.92 | 6,018 | |
| 1,284.89 | 14,494 | |
| - | - | |
| 905.84 | 8,770 | |
| 301.97 | 2,859 | |
| 446.36 | 3,613 | |
| 1,044.52 | 10,327 | |
| 1,284.45 | 13,465 | |
| 1,513.54 | 16,258 | |
| 56.82 | 670 | |
| 47.26 | 553 | |
| 406.68 | 6,456 | |
| 916.67 | 17,698 | |
| 199.47 | 2,655 | |
| 269.75 | 4,443 | |
| 1,089.84 | 11,617 | |
| - | - | |
| 475.38 | 8,252 | |
| 223.75 | 2,390 | |
| 292.37 | 4,822 | |
| 1,049.54 | 13,912 | |
| 688.09 | 11,264 | |
| - | - | |
| 543.27 | 5,775 | |
| 97.35 | 2,281 | |
| 356.68 | 4,359 | |
| 2,646.23 | 26,918 | |
| - | - | |
| 421.05 | 5,460 | |
| 351.91 | 4,264 | |
| 327.70 | 3,918 | |
| 437.98 | 4,514 | |
| 763.45 | 9,015 | |
| 321.83 | 2,728 | |
| 613.76 | 9,533 | |
| 360.80 | 6,481 | 391,131 |
| - | - | |
| - | - | |
| 14.99 | 2,113 | |
| - | 3,768 | |
| 1,353.89 | 24,726 | |
| 2,853.23 | 11,613 | |
| - | 105 | |
| 1,782.93 | 16,147 | |
| - | - | |
| 81.61 | 960 | |
| 533.51 | 35,835 | |
| 91,083.68 | 736,897 | |
| 4,237.44 | 44,406 | |
| - | - | |
| - | - | |
| 800.00 | 7,555 | |
| - | - | |
| - | - | |

| | |
|----------|--------|
| 575.66 | 5,541 |
| - | 977 |
| - | 1,538 |
| 1,518.96 | 3,894 |
| - | - |
| 5,035.88 | 47,356 |
| 91.86 | 1,980 |
| 400.98 | 1,128 |
| 297.55 | 15,571 |
| 2,020.21 | 31,510 |
| - | - |
| - | - |
| - | - |
| - | - |
| 2,733.61 | 12,098 |
| 4,504.08 | 71,283 |
| 3,723.98 | 26,862 |
| - | - |

62,138

268,667.49 **2,967,856.22**

| | |
|------------------|-------------------|
| - | - |
| - | - |
| - | - |
| - | - |
| 9,161.04 | 65,780 |
| 883.40 | 11,030 |
| 655.50 | 14,667 |
| - | - |
| - | - |
| - | - |
| 11,534.04 | 136,376 |
| 2,256.10 | 68,791 |
| - | 120,545 |
| 1,055.38 | 59,522 |
| 117.66 | 1,478 |
| 8,017.01 | 244,792 |
| 1,673.07 | 42,012 |
| - | 162 |
| 4,025.42 | 59,907 |
| - | 233 |
| 3,333.53 | 41,876 |
| 4,114.35 | 79,004 |
| 46,826.50 | 946,176.49 |

| | |
|----------|--------|
| - | - |
| - | 10,406 |
| 3,807.43 | 50,877 |
| 2,226.43 | 21,909 |
| 956.27 | 8,227 |
| - | - |
| 6,946.84 | 85,548 |
| 695.72 | 13,691 |

| | |
|-------------------|--------------------------|
| - | 8,683 |
| 5,660.27 | <u>7,614</u> |
| 20,292.96 | 206,954.01 |
| 86.97 | 1,385 |
| 149.10 | 1,291 |
| 5,571.92 | 26,213 |
| 13,876.92 | 152,078 |
| 3,827.67 | 46,018 |
| 980.83 | 11,730 |
| - | - |
| - | 149 |
| - | 142 |
| - | - |
| - | - |
| - | - |
| 24,493.41 | <u>239,005.93</u> |
| (930.00) | 74,088 |
| 199,749.00 | 2,873,622 |
| - | - |
| - | - |
| 559,099.36 | 7,307,703 |
| - | - |
| - | - |
| 152,863.48 | 1,721,801 |
| (14,165.40) | (169,985) |
| (9.59) | (115) |
| (340.19) | (5,163) |
| (481.96) | (6,166) |
| (471.32) | (5,656) |
| (548.33) | (6,580) |
| 136,846.69 | <u>1,528,136</u> |
| (46,501.22) | (522,138) |
| 5,719.43 | 67,980 |
| 19,399.34 | 232,221 |
| 107,656.57 | 1,293,748 |
| - | - |
| (3,954.00) | (47,448) |
| 103,702.57 | 1,246,299.72 |
| (381,024.66) | 0 |
| (151,364.08) | - |
| 377,716.80 | 377,717 |
| 150,050.01 | 150,050 |
| (4,621.93) | <u>527,766.81</u> |
| 773,644.24 | 10,594,923 |

| | |
|-----------|-----------|
| 69,102.80 | 2,116,485 |
|-----------|-----------|

| | |
|---|---|
| - | - |
|---|---|

| | |
|---|---|
| - | - |
|---|---|

| | |
|-----------|---------|
| 67,216.83 | 734,028 |
|-----------|---------|

| | |
|----------|----------|
| 2,843.18 | (16,334) |
|----------|----------|

| | |
|----------|--------|
| 1,891.74 | 22,492 |
|----------|--------|

| | |
|---|---|
| - | - |
|---|---|

| | |
|-----------|---------|
| 29,068.81 | 187,660 |
|-----------|---------|

| | |
|---|---|
| - | - |
|---|---|

| | |
|------------|------------|
| 101,020.56 | 927,846.14 |
|------------|------------|

| | |
|-------------|--------------|
| (31,917.76) | 1,188,638.69 |
|-------------|--------------|

| | |
|--------------------|--|
| <u>(31,917.76)</u> | |
|--------------------|--|

| | |
|----------------------------|--|
| <u><u>1,188,638.69</u></u> | |
|----------------------------|--|

| | | | | 1 | 2 | 3 | 4 | 5 | 6 | 7 | 8 | 9 | 10 | 11 |
|--------------------------------|-----|------|---------------------------------|---------------------|---------------------|-----------------------|---------------------|---------------------|-----------------------|-----------------------|-----------------------|-----------------------|---------------------|---------------------|
| | | | | Jan-22 | Feb-22 | Mar-22 | Apr-22 | May-22 | Jun-22 | Jul-22 | Aug-22 | Sep-22 | Oct-22 | Nov-22 |
| Water Sales | | | | | | | | | | | | | | |
| 460100 | 001 | 7100 | WATER SLS:BILLED CAP REC SURCG | (14,923.28) | (14,913.25) | (14,937.13) | (14,925.43) | (14,894.56) | (14,965.81) | (14,921.85) | (14,883.92) | (15,005.01) | (14,905.97) | (14,900.62) |
| 460200 | 001 | 7100 | CBFRR REVENUES | (77,192.43) | (77,192.43) | (77,192.43) | (77,192.43) | (77,192.43) | (77,192.43) | (77,192.43) | (77,192.43) | (77,192.43) | (77,192.43) | (77,192.43) |
| 460998 | 001 | 7100 | CBFRR REVENUES - CONTRA | 77,192.43 | 77,192.43 | 77,192.43 | 77,192.43 | 77,192.43 | 77,192.43 | 77,192.43 | 77,192.43 | 77,192.43 | 77,192.43 | 77,192.43 |
| 461000 | 001 | 7100 | WATER SALES: BILLED REVENUE | (691,164.24) | (606,029.34) | (613,438.15) | (738,289.67) | (665,414.58) | (832,522.64) | (1,162,009.33) | (1,022,798.18) | (1,127,894.58) | (776,867.14) | (665,081.79) |
| 461001 | 001 | 7100 | WATER SALES BILLED RECOUPMENT | - | - | - | - | - | - | (79,561.63) | (80,076.75) | (82,806.19) | (79,099.31) | (78,468.97) |
| 461100 | 001 | 7100 | WATER SALES: UNBILLED REVENUE | 67,060.00 | (17,734.00) | (39,902.00) | 96,195.00 | (162,707.00) | (218,283.00) | 30,537.00 | (83,534.00) | 246,977.00 | 63,908.00 | 41,978.00 |
| 461200 | 001 | 7100 | WATER SALES-UNBILLED RECOUPMNT | - | - | (936,385.39) | - | - | - | 79,561.63 | 80,076.75 | 82,806.19 | 79,099.31 | 78,468.97 |
| 461300 | 001 | 7100 | WATER SLS:UNBIL CAP REC RECOUP | - | - | - | - | - | - | - | - | - | - | - |
| 461400 | 001 | 7100 | WATER SLS:BILLED CAP REC RECOUP | - | - | - | - | - | - | - | - | - | - | - |
| 471100 | 001 | 7100 | QCPAC SURCHARGE REVENUE | - | - | - | - | (20,002.63) | (37,538.79) | (50,833.00) | (45,183.94) | (49,679.77) | (35,313.52) | (30,845.93) |
| 471105 | 001 | 7100 | QCPAC BILLED RECOUPMENT | - | - | - | - | (24,847.09) | (40,882.42) | (40,535.72) | (40,929.31) | (40,227.63) | (15,409.15) | (27.60) |
| 471110 | 001 | 7100 | QCPAC UNBILLED RECOUPMENT | - | - | - | (203,093.99) | 24,847.09 | 40,882.42 | 40,535.72 | 40,929.31 | 40,227.63 | 15,409.15 | 27.60 |
| 462000 | 001 | 7100 | FIRE PROTECTION REVENUE | (124,291.46) | (124,310.53) | (122,004.33) | (104,254.19) | (101,820.69) | (101,844.86) | (101,859.38) | (101,881.18) | (102,027.04) | (101,886.49) | (101,950.90) |
| | | | | (763,318.98) | (762,987.12) | (1,726,667.00) | (964,368.28) | (964,839.46) | (1,205,155.10) | (1,299,086.56) | (1,268,281.22) | (1,047,629.40) | (865,065.12) | (770,801.24) |
| Other Operating Revenue | | | | | | | | | | | | | | |
| 471300 | 001 | 7100 | MISC OPERATING REVENUE | (1,491.00) | (1,383.00) | (668.00) | (1,378.50) | (1,914.00) | (2,650.88) | (3,747.00) | (2,661.00) | (3,698.00) | (1,855.00) | (2,060.50) |
| 474100 | 001 | 7100 | OTHER REVENUE: SOLAR REBATE | - | - | - | - | - | - | - | - | - | - | - |
| | | | | (1,491.00) | (1,383.00) | (668.00) | (1,378.50) | (1,914.00) | (2,650.88) | (3,747.00) | (2,661.00) | (3,698.00) | (1,855.00) | (2,060.50) |
| Total Revenues | | | | 764,809.98 | 764,370.12 | 1,727,335.00 | 965,746.78 | 966,753.46 | 1,207,805.98 | 1,302,833.56 | 1,270,942.22 | 1,051,327.40 | 866,920.12 | 772,861.74 |
| Production Expenses | | | | | | | | | | | | | | |
| 601100 | 001 | 7105 | OTHER PRODUCTION LABOR | 5,089.08 | 3,613.74 | 626.81 | 789.47 | 5,536.17 | 6,065.95 | 5,983.44 | 5,713.04 | 2,539.07 | 691.74 | 1,443.72 |
| 602100 | 001 | 7105 | PURCH WATER: INTERCONNECT | 31,039.74 | 32,065.08 | 37,374.96 | 28,928.94 | 41,240.18 | 52,949.52 | 53,933.69 | 70,331.72 | 63,470.25 | 33,750.82 | 30,983.21 |
| 602200 | 001 | 7105 | PURCH WATER: COHAS | 54,596.92 | 1,871.36 | 30,588.94 | 28,640.14 | 29,939.34 | 39,683.34 | 44,230.54 | 44,230.54 | 46,504.14 | 43,093.74 | 34,168.99 |
| 602205 | 001 | 7105 | PURCH WATER: SMYTHE WOODS | 2,089.10 | - | 1,274.32 | 1,299.16 | 1,299.16 | 1,547.56 | 1,497.88 | 1,920.16 | 1,572.40 | 1,783.54 | 1,758.28 |
| 602300 | 001 | 7105 | PURCHASED WATER: BIRCH HILL | 1,852.67 | 5,101.67 | 2,332.67 | 3,355.67 | 4,393.67 | 6,337.67 | 3,979.67 | 4,981.67 | 4,756.67 | 4,045.67 | 3,406.67 |
| 602450 | 001 | 7105 | PURCH WATER: BROOK PARK | 7,688.79 | - | 3,621.91 | 2,795.29 | 4,115.60 | 6,892.64 | 7,457.80 | 9,052.56 | 6,467.16 | 6,879.65 | 4,908.49 |
| 602500 | 001 | 7105 | PURCH WATER: SPRINGWOOD | 6,385.73 | - | 3,199.36 | 3,134.40 | 909.52 | 643.18 | 929.01 | 940.38 | 1,193.72 | 17,200.33 | 542.33 |
| 602510 | 001 | 7105 | PURCH WATER: W&E | - | - | - | - | - | - | - | - | - | - | 16,591.55 |
| 602600 | 001 | 7105 | PURCH WATER: HUDSON | 2,065.94 | 2,065.94 | 2,435.70 | 2,088.75 | 2,460.69 | 2,088.75 | 2,088.75 | 2,460.69 | 2,088.75 | 2,088.75 | 2,460.69 |
| 602650 | 001 | 7105 | PURCH WATER: SOUTH RD: LY | 298.12 | 298.12 | 395.08 | 395.08 | 395.08 | 2,275.13 | 2,275.13 | 2,275.13 | 18,949.00 | 1,068.32 | 903.89 |
| 602700 | 001 | 7105 | PURCH WATER: PINE CREEK-LITCH | 827.39 | - | 401.52 | 380.40 | 388.52 | 932.56 | 403.14 | 412.88 | 568.79 | 382.03 | 398.38 |
| 602730 | 001 | 7105 | PURCH WATER: WESCO | 5,374.38 | 5,374.38 | 5,374.38 | 6,183.10 | 6,183.10 | 6,183.10 | (2,614.09) | 6,658.48 | 6,658.48 | 6,622.36 | 4,867.40 |
| 602815 | 001 | 7105 | PURCH WATER: GREENHILLS | 6,843.43 | 3,700.98 | 2,963.75 | 5,859.66 | 2,693.87 | 3,378.44 | 7,095.73 | 3,694.40 | 4,299.98 | 3,489.68 | 2,976.92 |
| 602860 | 001 | 7105 | PURCH WATER: SETTLERS LN(OKWD) | 2,465.65 | 2,465.65 | 3,268.09 | 3,268.09 | 3,268.09 | 4,849.99 | (353.32) | 4,849.99 | 9,293.70 | 3,121.01 | 2,979.60 |
| 602880 | 001 | 7105 | PURCHASED WATER: MAPLE HILLS | 5,343.35 | 5,343.35 | 5,257.99 | 5,257.99 | 5,257.99 | 5,497.10 | 5,497.10 | 5,497.10 | 18,246.62 | 4,949.13 | 4,780.55 |
| 602890 | 001 | 7105 | PURCHASED WATER: SALEM | - | - | - | - | - | - | - | 3,430.56 | 4,952.27 | 4,205.90 | (12,588.73) |
| 602900 | 001 | 7105 | PURCH WATER: FRANCOUER TRUCKIN | - | - | 1,365.00 | 425.00 | 623.50 | - | - | - | - | - | - |
| 610200 | 001 | 7105 | SALARIES - WTP | - | - | - | - | - | - | - | - | - | - | - |
| 610201 | 001 | 7105 | BENEFITS - WTP | - | - | - | - | - | - | - | - | - | - | - |
| 623201 | 001 | 7105 | COHAS PUMP STAT: LY - POWER | 3,200.21 | 2,806.11 | 2,929.52 | 2,461.77 | 3,581.87 | 3,858.68 | 4,339.43 | 3,805.22 | 4,186.35 | 3,234.47 | 2,429.26 |
| 623211 | 001 | 7105 | W&E PUMP STATION: WM - POWER | 1,609.94 | 1,570.67 | 2,108.89 | 680.78 | 2,295.36 | 1,035.42 | 1,658.14 | 1,320.78 | 1,025.67 | 812.73 | 745.62 |
| 623220 | 001 | 7105 | STONE SLED BOOST: BOW - POWER | 1,171.40 | 1,120.30 | 292.24 | 911.97 | 505.50 | 477.49 | 439.18 | 453.53 | 243.97 | 514.93 | 533.40 |
| 623225 | 001 | 7105 | STONE RDG BOOSTER:EXETER-POWER | 1,695.02 | 1,675.88 | 403.10 | 546.60 | 911.64 | 420.82 | 392.62 | 240.58 | 328.55 | 595.87 | 669.15 |
| 623231 | 001 | 7105 | CASTLE REACH PUMP ST:WM -POWER | 1,074.94 | 964.03 | 877.16 | 820.65 | 574.60 | 466.62 | 617.76 | 743.56 | 514.17 | 685.23 | 537.40 |
| 623241 | 001 | 7105 | FOREST HILLS PUMP ST: LY-POWER | 345.23 | 332.86 | 305.57 | 246.36 | 156.36 | 130.85 | 138.08 | 125.15 | 105.35 | 86.36 | 80.79 |
| 623245 | 001 | 7105 | DANIELS LAKE: POWER | 851.47 | - | 518.82 | 705.49 | 485.60 | 289.84 | 298.65 | 298.41 | 277.52 | 266.09 | 392.93 |
| 623250 | 001 | 7105 | POWER PURCHASED: LOCKE LAKE | 3,157.64 | 3,045.64 | 3,157.10 | 1,661.31 | 2,118.23 | 2,849.80 | 3,654.49 | 2,655.36 | 3,385.00 | 2,982.86 | 2,784.46 |
| 623251 | 001 | 7105 | POWER PURCHASED: BIRCH HILL | 728.22 | 698.36 | 753.03 | 668.64 | 544.78 | 185.34 | 96.53 | 105.10 | 110.22 | 330.65 | 501.81 |

| | | | | | | | | | | | | | | |
|--------|-----|------|--------------------------------|-----------|-----------|-----------|-----------|-----------|-----------|-----------|-----------|-----------|-----------|-----------|
| 623252 | 001 | 7105 | POWER PURCHASED: MIDDLETON | 1,018.06 | 1,196.24 | 1,004.09 | 880.53 | 1,035.31 | 629.25 | 688.00 | 688.24 | 729.37 | 781.87 | 800.49 |
| 623261 | 001 | 7105 | LAMPLIGHTER PUMP ST: WM -POWER | 985.64 | 951.65 | 1,127.72 | 521.87 | 1,384.64 | 420.99 | 459.34 | 437.86 | 325.37 | 388.66 | 903.31 |
| 623271 | 001 | 7105 | THURSTON WOODS PUMP ST:LEE-PWR | 720.60 | 624.73 | 610.34 | 562.61 | 451.92 | 409.07 | 404.30 | 357.46 | 316.07 | 326.73 | 534.30 |
| 623281 | 001 | 7105 | FLETCHERS CORNER ST: WM-POWER | 1,497.95 | 1,431.97 | 1,706.45 | 1,351.48 | 1,265.15 | 863.61 | 870.87 | 1,108.22 | 937.78 | 936.50 | 1,239.50 |
| 623290 | 001 | 7105 | CHESTERBROOK PUMP STAT: POWER | - | - | - | - | - | - | - | - | - | - | - |
| 623301 | 001 | 7105 | GOLDENBROOK PUMP ST: WM -POWER | 813.09 | 833.33 | 941.21 | 723.81 | 611.99 | 607.51 | 751.01 | 692.13 | 621.90 | 266.72 | 1,001.69 |
| 623321 | 001 | 7105 | SHAKER HGHTS PUMP STAT: POWER | 428.67 | 441.22 | 441.48 | 377.73 | 160.98 | 105.76 | 97.45 | 92.84 | 96.83 | 92.24 | 221.94 |
| 623351 | 001 | 7105 | BEAVER HOLLOW PUMP ST: SN-PWR | 758.58 | 495.94 | 442.45 | 154.44 | 364.10 | 287.73 | 108.75 | 213.83 | 80.95 | 138.83 | 121.14 |
| 623376 | 001 | 7105 | CLEARWATER EST: RAYMOND: POWER | 1,090.13 | 1,194.93 | 1,152.14 | 1,047.81 | 982.89 | 590.02 | 540.86 | 497.74 | 474.15 | 730.90 | 980.61 |
| 623401 | 001 | 7105 | HARDWOOD PUMP ST: WM - POWER | 1,500.68 | 1,366.26 | 1,618.02 | 1,397.21 | 1,425.49 | 994.92 | 703.33 | 635.86 | 640.14 | 868.88 | 1,029.76 |
| 623421 | 001 | 7105 | WHITE ROCK PUMP ST:BOW - POWER | 2,623.79 | 2,490.39 | 699.94 | 636.06 | 1,981.38 | 1,188.39 | 1,020.58 | 1,019.09 | 991.20 | 904.41 | 1,189.59 |
| 623441 | 001 | 7105 | ROLLING HILLS PUMP ST:PW -PWR | 61.65 | 53.89 | 54.06 | 53.40 | 53.62 | 58.77 | 58.92 | 57.15 | 57.07 | 47.06 | 57.69 |
| 623471 | 001 | 7105 | GILCREAST BOOSTER STAT:LY-PWR | 48.39 | - | 53.79 | 68.33 | 52.35 | 47.71 | 48.50 | 46.95 | 46.35 | 47.41 | 46.34 |
| 623501 | 001 | 7105 | SPRINGWOOD HLS PUMP ST:WM -PWR | 708.71 | 548.22 | 537.18 | 495.38 | 893.36 | 471.69 | 550.92 | 528.28 | 442.44 | 485.33 | 387.40 |
| 623551 | 001 | 7105 | DARRAH BOOSTER STAT: LY- POWER | 1,090.45 | 1,015.19 | 1,285.68 | 926.61 | 1,874.09 | 1,829.64 | 2,217.74 | 2,026.51 | 1,946.02 | 1,510.30 | 1,059.18 |
| 623621 | 001 | 7105 | COLONIAL DR BOOSTER ST:LF-PWR | 324.58 | 388.26 | 402.47 | 322.42 | 374.03 | 117.23 | 112.85 | 111.70 | 110.45 | 96.04 | 95.26 |
| 623651 | 001 | 7105 | SOUTH RD BOOSTER STAT: LY -PWR | 524.08 | 480.04 | 453.39 | 393.79 | 374.16 | 226.97 | 238.78 | 824.75 | 245.41 | 193.77 | 217.86 |
| 623671 | 001 | 7105 | MEADOWVIEW PUMP STAT: PM - PWR | 1,277.20 | 1,251.30 | 1,186.01 | 541.45 | 785.39 | 612.43 | 1,369.93 | 1,055.87 | 1,022.60 | 836.41 | 588.59 |
| 623701 | 001 | 7105 | NESENKEAG PUMP STAT: LY -POWER | - | - | - | - | - | - | - | - | - | - | - |
| 623731 | 001 | 7105 | WESCO BOOSTER STAT: HT - POWER | 968.96 | 1,086.92 | 1,095.59 | 983.12 | 718.61 | 536.63 | 497.38 | 484.53 | 507.99 | 467.77 | 429.09 |
| 623751 | 001 | 7105 | ATKINSON PUMP STAT: AN - POWER | 322.63 | 314.70 | 306.89 | 205.09 | 211.06 | 178.38 | 131.37 | 116.70 | 129.31 | 103.97 | 145.69 |
| 623801 | 001 | 7105 | W&E BOOSTER STATION: WM -POWER | 515.09 | 503.30 | 610.61 | 486.95 | 406.77 | 358.57 | 357.91 | 335.78 | 322.56 | 277.68 | 354.43 |
| 623805 | 001 | 7105 | SPRUCE POND PUMP STA: WM - PWR | 3,117.36 | - | 1,606.57 | 1,465.67 | 1,744.83 | 947.51 | 833.36 | 1,058.32 | 869.26 | 988.63 | 230.68 |
| 623811 | 001 | 7105 | LIBERTY TREE PUMP ST: RD-POWER | 1,905.22 | 1,675.90 | 1,762.52 | 600.04 | 1,199.51 | 616.79 | 565.66 | 564.68 | 619.98 | 549.86 | 515.88 |
| 623816 | 001 | 7105 | GREEN HILLS PUMP ST: RD -POWER | - | - | - | - | - | - | - | - | - | - | - |
| 623841 | 001 | 7105 | MINISTERIAL HEIGHTS PS:LY -PWR | 665.69 | 594.57 | 641.39 | 616.07 | 655.16 | 310.14 | 502.71 | 443.36 | 306.89 | 251.98 | 243.56 |
| 623851 | 001 | 7105 | PINE HAVEN PUMP ST: LY - POWER | 122.45 | 158.20 | 235.46 | 213.48 | 187.44 | 215.47 | 266.24 | 298.67 | 186.68 | 188.51 | 111.28 |
| 623882 | 001 | 7105 | HARVEST VIL PUMP ST: LY -POWER | 598.24 | 575.10 | 609.74 | 541.29 | 399.83 | 238.71 | 218.47 | 185.50 | 178.39 | 191.36 | 265.92 |
| 623961 | 001 | 7105 | WILLIAMSBURG PUMP ST: PM-POWER | 2,864.54 | 3,374.48 | 2,810.76 | 2,179.25 | 1,599.64 | 1,674.06 | 1,836.44 | 1,576.17 | 1,576.17 | 1,576.17 | 3,204.29 |
| 623971 | 001 | 7105 | AVERY PUMP ST: LY - POWER | - | - | - | - | - | - | - | - | - | - | - |
| 623981 | 001 | 7105 | MAPLE HILLS PUMP ST: DY -POWER | 588.63 | 636.40 | 687.20 | 603.71 | 447.02 | 435.57 | 299.27 | 358.52 | 318.83 | 481.57 | 182.42 |
| 623991 | 001 | 7105 | GAGE HILL PUMP ST: PM - POWER | 1,072.77 | 520.74 | 648.55 | 254.20 | 412.57 | 351.67 | 320.14 | 105.10 | 105.10 | 121.68 | - |
| 623993 | 001 | 7105 | NORTHERN SHORES-TILTON: POWER | 428.88 | 614.67 | 631.96 | 488.02 | 416.49 | 195.59 | 169.34 | 123.07 | 187.88 | 109.32 | 224.85 |
| 623994 | 001 | 7105 | WINNISQUAM VILLAGE POWER | 534.61 | 552.94 | 573.77 | 475.42 | 548.81 | 297.05 | 196.67 | 200.89 | 237.61 | 148.42 | 309.65 |
| 623995 | 001 | 7105 | WOOD MEADOWS - POWER | 793.78 | 808.33 | 959.62 | 812.42 | 809.66 | 809.76 | 678.90 | 895.70 | 713.18 | 577.31 | 392.82 |
| 623996 | 001 | 7105 | EAST DERRY PUMP ST: DY - POWER | 437.80 | 435.70 | 442.18 | 376.56 | 284.14 | 85.61 | 68.04 | 63.75 | 60.22 | 56.04 | 95.72 |
| 623997 | 001 | 7105 | SKYVIEW ESTATES-PELHAM POWER | 1,148.06 | 1,088.45 | 1,229.16 | 552.12 | 864.43 | 652.46 | 1,261.19 | 568.29 | 218.13 | 459.07 | 877.70 |
| 623998 | 001 | 7105 | MACGREGOR CUT - POWER | 749.96 | 764.29 | 816.64 | 730.45 | 631.96 | 446.26 | 425.32 | 460.84 | 449.93 | 420.27 | 224.17 |
| 623999 | 001 | 7105 | POWER PURCHASED: CONSULTING | - | - | - | - | - | - | - | - | - | - | - |
| 624100 | 001 | 7105 | OPER LABOR: TREATMENT PLANT | - | - | - | - | - | - | - | - | - | - | - |
| 626100 | 001 | 7105 | OPER EXP T PLANT: MAT & EXP | 81.95 | 1,137.43 | - | - | 340.52 | 148.98 | - | 66.52 | 186.92 | - | 135.69 |
| 626120 | 001 | 7105 | OP EXP-SCADA&ALARM MSTR DIALER | - | 970.00 | - | 40.89 | - | 60.12 | 2,000.00 | 696.90 | - | - | - |
| 631100 | 001 | 7105 | MAINT STRUCT: BOOSTER STATION | - | - | - | 220.99 | 3,070.20 | 3,125.00 | 2,717.91 | 8,330.56 | 1,141.91 | 4,765.55 | - |
| 631500 | 001 | 7105 | MAINT STRUCT: SOURCE/SUPPLY | 4,454.93 | 4,089.34 | 215.15 | - | - | - | - | - | - | - | - |
| 633100 | 001 | 7105 | MAINT PUMP EQUIP: LABOR | - | - | 104.78 | - | - | - | - | - | - | - | - |
| 633105 | 001 | 7105 | MAINT PUMP EQUIP: MAT & EXP | 936.92 | 6,420.00 | 1,385.54 | 1,176.45 | - | - | - | - | 3,817.08 | 627.72 | - |
| 633140 | 001 | 7105 | MAIN OF STRUCT:BOOSTER STATION | - | - | - | - | - | - | - | - | - | - | - |
| 633150 | 001 | 7105 | MAINT BOOST ST: PHONE | 77.47 | 77.45 | 77.73 | 77.51 | 77.50 | 80.80 | 82.25 | 82.28 | 82.28 | 81.62 | 81.61 |
| 633155 | 001 | 7105 | MAINT BOOST ST:GAS/OIL/PROPANE | 9,638.68 | 1,958.46 | 12,246.33 | 137.46 | 2,651.34 | 3,633.50 | 192.04 | 204.90 | 1,942.83 | 1,628.21 | 1,067.71 |
| 633199 | 001 | 7105 | BOOSTER STATION GENERAL MAINT | 56,289.28 | 48,241.13 | 61,154.71 | 54,693.23 | 63,243.31 | 71,403.21 | 69,095.16 | 53,769.62 | 49,549.19 | 59,123.02 | 59,251.88 |
| 633210 | 001 | 7105 | W&E PUMP STA: WM | 3,352.56 | 2,921.37 | 4,958.72 | 3,431.08 | 3,433.73 | 4,275.07 | 4,033.20 | 3,565.36 | 3,791.33 | 3,392.39 | 3,013.59 |
| 633212 | 001 | 7105 | W&E PUMP STA: WM - CHEMICALS | - | - | - | - | - | - | - | - | - | - | - |
| 633214 | 001 | 7105 | W&E PUMP STA: WM - PROPANE | - | - | - | - | - | - | - | - | - | - | - |
| 633400 | 001 | 7105 | HARDWOOD PUMP STA: WM | 800.00 | 750.00 | 750.00 | 750.00 | 750.00 | 400.00 | 400.00 | 400.00 | 852.50 | 400.00 | 502.00 |
| 633881 | 001 | 7105 | HARVEST VLGE PUMP STA: LY | - | - | - | - | - | - | - | - | - | - | - |
| 633973 | 001 | 7105 | AVERY PUMP STA: LY - TELEPHONE | - | - | - | - | - | - | - | - | - | - | - |

| | | | | | | | | | | | | | | |
|--------|-----|-----------|--|-------------------|-------------------|-------------------|-------------------|-------------------|-------------------|-------------------|-------------------|-------------------|-------------------|-------------------|
| 641110 | 001 | 7105 | CHLORINE: | 110.19 | 422.17 | 837.77 | 154.00 | 375.24 | 635.06 | 327.51 | 529.55 | 546.07 | 858.00 | 169.64 |
| 641120 | 001 | 7105 | FERRIC CHLORIDE | - | - | - | - | 976.60 | - | - | - | - | - | - |
| 641160 | 001 | 7105 | CORROSION INHIBITOR | - | 111.18 | 37.06 | 37.06 | 1,062.06 | 70.18 | 70.18 | - | 70.18 | - | 79.98 |
| 641170 | 001 | 7105 | MISC TREATMENT CHEMICALS | - | - | - | - | - | - | - | - | - | - | 2,375.44 |
| 641180 | 001 | 7105 | CARBON DIOXIDE | - | - | - | - | - | - | - | - | - | - | - |
| 641190 | 001 | 7105 | ARSENIC MEDIA REPLACEMENT | 4,042.98 | - | - | - | 20,143.50 | 13,601.30 | - | - | - | - | 4,532.29 |
| 641201 | 001 | 7105 | POLYPHOSPHATE | - | 1,000.00 | - | - | - | 61.25 | 244.97 | 183.72 | 122.49 | 183.73 | 91.86 |
| 641203 | 001 | 7105 | POT PERM | - | - | 162.99 | - | - | 162.99 | 200.49 | - | - | 200.49 | - |
| 641205 | 001 | 7105 | SODIUM HYDROXIDE | 7,458.39 | 295.30 | 24.81 | 1,617.16 | 14.88 | 121.88 | 2,442.55 | 360.29 | 532.63 | 1,988.43 | 416.74 |
| 641206 | 001 | 7105 | SALT | 1,840.81 | 2,401.47 | 2,835.90 | 3,470.25 | 3,222.84 | 2,128.11 | 4,001.92 | 2,013.92 | 2,031.65 | 2,374.72 | 3,168.39 |
| 641210 | 001 | 7105 | SODIUM HEXAMETAPHOSPHATE | - | - | - | - | - | - | - | - | - | - | - |
| 641212 | 001 | 7105 | POT ASH | - | - | - | - | - | - | - | - | - | - | - |
| 641213 | 001 | 7105 | SODA ASH | - | - | - | - | - | - | - | - | - | - | - |
| 641214 | 001 | 7105 | W&E CHEMICALS | - | - | - | - | - | - | - | - | - | - | - |
| 642200 | 001 | 7105 | LABORATORY EXPENSE | 666.00 | 908.63 | 846.37 | 224.28 | 611.72 | 1,007.81 | 633.09 | 1,465.09 | 1,023.91 | 912.67 | 1,064.70 |
| 642205 | 001 | 7105 | LAB EXPENSE: OUTSIDE TESTING | 6,920.04 | 2,650.88 | 2,669.76 | 4,145.58 | 7,829.42 | 3,910.52 | 12,222.96 | 6,175.92 | 3,105.60 | 10,425.10 | 6,723.14 |
| 652220 | 001 | 7105 | MAINT PROC EQUIP:SCADA & OTHER | 3,885.22 | 1,942.18 | 8,167.03 | 857.94 | 825.20 | 3,943.27 | 608.70 | 1,086.58 | 829.58 | 307.20 | 685.55 |
| 652201 | 001 | 7105 | MAINT PROC EQ:TP SLUDGE REMOVE | - | - | - | - | - | - | - | - | - | - | - |
| | | | | 278,656.70 | 178,879.36 | 237,685.59 | 194,577.38 | 254,115.26 | 275,620.76 | 262,182.82 | 273,362.55 | 287,436.16 | 245,772.38 | 210,899.77 |
| | | | Transmission & Distribution Expenses | | | | | | | | | | | |
| 660000 | 001 | 7106 | SUPERINTENDENCE: OPERATIONS | - | - | - | - | - | - | - | - | - | - | - |
| 660001 | 001 | 7106 | BENEFITS: OPERATIONS MANAGER | - | - | - | - | - | - | - | - | - | - | - |
| 662003 | 001 | 7106 | MISC GENERAL EXP: OPERATIONS | - | - | - | - | - | - | - | - | - | - | - |
| 662004 | 001 | 7106 | MISC: T&D MATERIAL & SUPPLY | - | - | - | - | - | - | - | - | - | - | - |
| 663100 | 001 | 7106 | METER OPERATING LABOR & EXP | 3,386.97 | 4,730.63 | 12,011.50 | 4,340.22 | 6,119.63 | 5,978.50 | 2,497.67 | 6,444.75 | 4,004.84 | 3,843.69 | 3,261.03 |
| 663101 | 001 | 7106 | MOLE: METER REMOVAL | - | - | 450.42 | 2,542.72 | 2,036.99 | 791.79 | - | 73.26 | 655.18 | 1,494.82 | 2,101.40 |
| 664200 | 001 | 7106 | OTHER EXPENSE ON CUST PREMISIS | 195.10 | 385.20 | 51.36 | 428.00 | 2,472.40 | 4,889.86 | 250.86 | 598.50 | 1,833.50 | 959.50 | 1,947.50 |
| 665100 | 001 | 7106 | SMALL TOOL EXPENSE: NC | - | - | - | - | - | - | - | - | - | - | - |
| 665250 | 001 | 7106 | TRANS/EXP: MISCELLANEOUS | - | - | - | - | - | - | - | - | - | - | - |
| 665400 | 001 | 7106 | GASOLINE | - | - | - | - | - | - | - | - | - | - | - |
| 673001 | 001 | 7106 | MAINT MAINS: REPAIRS | 2,664.59 | 35,374.31 | 6,185.27 | 11,594.00 | 14,609.61 | 7,138.91 | 7,666.09 | 18,920.74 | 13,885.95 | 3,929.53 | 2,872.97 |
| 673002 | 001 | 7106 | MAINT MAINS: GATE PROGRAM | 1,270.57 | 1,244.80 | 11,435.64 | 7,746.80 | 5,258.35 | 2,377.13 | 4,466.71 | 14,887.17 | 6,998.48 | 4,933.68 | 5,915.45 |
| 673003 | 001 | 7106 | MAINT MAINS: FLUSHING | 1,602.38 | 1,114.95 | 3,800.80 | 66,215.04 | 28,880.74 | 10,834.96 | 394.89 | 4,290.83 | 2,005.89 | 818.58 | 586.43 |
| 673004 | 001 | 7106 | MAINT GATES: INSPECTION | 1,427.73 | 12,074.11 | 2,677.97 | 772.19 | 274.32 | 1,156.10 | 10,242.07 | 19,864.98 | 6,573.64 | 3,403.32 | - |
| 673005 | 001 | 7106 | MAINT MAINS: WESCO MASTER METER VAULT | 154.92 | 164.76 | 166.77 | 151.44 | 109.33 | 93.71 | 62.14 | 42.02 | 264.97 | 69.09 | 80.81 |
| 675000 | 001 | 7106 | MAINTENANCE: SERVICES | 33,035.61 | 14,029.16 | 19,916.18 | 7,442.59 | 28,846.27 | 8,392.39 | 17,297.64 | 21,119.21 | 32,779.35 | 23,121.18 | 30,795.19 |
| 676000 | 001 | 7106 | MAINTENANCE: METERS | 999.20 | 446.63 | 13,380.28 | 15,346.23 | 3,611.30 | 1,805.28 | 589.13 | 1,695.80 | 1,180.07 | 447.70 | 837.44 |
| 677000 | 001 | 7106 | MAINTENANCE: HYDRANTS | - | - | - | - | - | 162.18 | - | - | - | - | - |
| 677001 | 001 | 7106 | MAINTENANCE: HYDRANTS-REPAIRS | 15,356.05 | 15,009.23 | 6,203.54 | 332.91 | 1,780.99 | 2,448.08 | 2,891.01 | 2,373.29 | 2,907.09 | 3,768.45 | 2,811.12 |
| 677002 | 001 | 7106 | MAINTENANCE: HYDRANTS-PAINTING | - | - | - | - | - | - | - | 233.38 | - | - | - |
| 677003 | 001 | 7106 | MAINTENANCE: HYDRANTS-INSPECTN | 8,488.40 | 1,503.17 | 537.89 | - | - | 2,626.78 | 1,820.40 | 4,205.88 | 10,933.83 | 7,840.23 | 586.05 |
| 678000 | 001 | 7106 | MONITOR CONTRACTORS MARKING | 2,856.34 | 1,966.32 | 7,698.11 | 8,116.53 | 6,666.44 | 9,055.89 | 9,306.97 | 8,782.84 | 10,384.22 | 5,374.61 | 4,681.52 |
| | | | | 71,437.86 | 88,043.27 | 84,515.73 | 125,028.67 | 100,666.37 | 57,751.56 | 57,485.58 | 103,532.65 | 94,407.01 | 60,004.38 | 56,476.91 |
| | | | Customer Accounts & Collection Expenses | | | | | | | | | | | |
| 902000 | 001 | 7108 | CUSTOMER ORDS: COLLECTIONS | - | - | - | - | - | - | - | - | - | - | - |
| 903000 | 001 | 7108 | CUSTOMER ORDS: COLLECTIONS | - | - | 277.97 | - | 1,997.04 | 1,639.95 | 739.32 | 3,429.99 | 2,255.23 | - | 66.26 |
| 902001 | 001 | 7108 | METER READING | 5,040.28 | 6,969.13 | 4,153.37 | 5,612.35 | 5,294.34 | 2,365.19 | 3,618.26 | 3,986.63 | 3,584.96 | 4,092.94 | 2,352.51 |
| 902098 | 001 | 7108 | METER READING: TRANSFERS | 550.83 | 865.46 | 704.13 | 974.27 | 1,442.78 | 2,437.29 | 1,956.30 | 3,444.35 | 2,815.47 | 2,282.48 | 2,208.96 |
| 902099 | 001 | 7108 | METER READING: EXCEPTIONS | 1,468.86 | 1,253.51 | 558.22 | 138.21 | 612.31 | 417.12 | 433.94 | 686.89 | 856.64 | 638.16 | 206.89 |
| 902100 | 001 | 7108 | BILLING & ACCOUNTING | - | - | - | - | - | - | - | - | - | - | - |
| 903100 | 001 | 7108 | BILLING & ACCOUNTING | 6,340.99 | 5,244.58 | 7,513.96 | 7,221.53 | 6,785.11 | 7,085.16 | 7,711.67 | 7,722.20 | 7,827.42 | 7,515.40 | 7,632.83 |
| 930200 | 001 | 7108:7109 | PUBLIC RELATIONS | - | 98.40 | 532.65 | 2,097.00 | 6,806.90 | 1,173.29 | - | 757.30 | 1,240.22 | - | 289.05 |

| | | | | | | | | | | | | | | |
|--------|-----|-----------|---|--------------------|--------------------|---------------------|-------------------|-------------------|-------------------|-------------------|-------------------|-------------------|-------------------|--------------------|
| 902400 | 001 | 7108 | WATER BAN | - | - | - | - | - | 7,159.74 | 1,522.92 | - | - | - | |
| 904000 | 001 | 7108 | UNCOLLECTABLE ACCOUNTS | (125.33) | 465.58 | (17.76) | 40.12 | 162.26 | 127.11 | 860.49 | 214.94 | 226.53 | - | - |
| | | | | 13,275.63 | 14,896.66 | 13,722.54 | 16,083.48 | 23,100.74 | 15,245.11 | 22,479.72 | 21,765.22 | 18,806.47 | 14,528.98 | 12,756.50 |
| | | | Administrative and General Expense | | | | | | | | | | | |
| 921000 | 001 | 7109 | OFFICE SUPPLIES & EXPENSE | 51.06 | 48.76 | 46.84 | 22.13 | 39.16 | 169.42 | 699.16 | 46.47 | 35.40 | 35.40 | 103.85 |
| 921160 | 001 | 7109 | OFFICE SUP & EXP: PHONE-NC | 86.63 | 86.63 | 86.63 | 86.58 | 86.58 | 86.58 | 92.42 | 123.13 | 108.39 | 149.26 | 149.26 |
| 923000 | 001 | 7109 | OUTSIDE SERVICES | 2,729.00 | 4,040.00 | 2,980.00 | 3,887.00 | 1,159.67 | 680.36 | 1,608.08 | 594.00 | 560.00 | 238.00 | 2,165.33 |
| 924000 | 001 | 7109 | INSURANCE EXPENSE | 11,175.00 | 15,659.45 | 12,747.56 | 13,425.52 | 4,156.18 | 13,425.54 | 13,425.54 | 13,425.54 | 13,558.90 | 13,730.52 | 13,471.12 |
| 928000 | 001 | 7109 | REGULATORY COMMISSION EXPENSE | 4,299.00 | 4,299.00 | 4,299.00 | 4,299.00 | 4,299.00 | 4,299.00 | 4,299.00 | 4,299.00 | 4,299.00 | 4,299.00 | (799.67) |
| 930102 | 001 | 7109 | LICENSING FEES | 974.17 | 974.17 | 974.17 | 974.17 | 974.17 | 974.17 | 980.83 | 980.79 | 980.83 | 980.83 | 980.83 |
| 930200 | 001 | 7100 | PUBLIC RELATIONS | - | - | - | - | - | - | - | - | - | - | - |
| 930300 | 001 | 7109 | MEALS | - | 35.02 | - | - | - | - | - | 99.92 | - | 14.20 | - |
| 930400 | 001 | 7109 | MISCELLANEOUS GENERAL EXPENSE | - | - | 100.67 | - | 66.75 | - | (25.55) | - | - | - | - |
| 930401 | 001 | 7109 | MISC GEN EXP:UNREALIZED ACQUIS | - | - | - | - | - | - | - | - | - | - | - |
| 930410 | 001 | 7109 | CHARITABLE CONTRIBUTIONS | - | - | - | - | - | - | - | - | - | - | - |
| 950500 | 001 | 7109 | MAINTENANCE:COMPUTER EQUIPMENT | - | - | - | - | - | - | - | - | - | - | - |
| | | | | 19,314.86 | 25,143.03 | 21,234.87 | 22,694.40 | 10,781.51 | 19,635.07 | 21,079.48 | 19,568.85 | 19,542.52 | 19,447.21 | 16,070.72 |
| | | | Inter Div Management Fee | | | | | | | | | | | |
| 930500 | 001 | 7100 | INTERCOMPANY MGMT FEE: PCP | 5,229.00 | 6,603.00 | 9,119.00 | 8,177.00 | 6,089.00 | 6,645.00 | 6,961.00 | 6,429.00 | 7,893.00 | 5,865.00 | 6,008.00 |
| 930510 | 001 | 7100 | INTERCO MGMT FEE: PWW | 240,050.00 | 234,822.00 | 295,540.00 | 252,896.00 | 268,787.00 | 225,121.00 | 235,853.00 | 221,644.00 | 246,125.00 | 219,252.00 | 233,783.00 |
| 930520 | 001 | 7100 | INTERCO MGT:INSIDE GEN COUNSEL | - | - | - | - | - | - | - | - | - | - | - |
| | | | Total Operating Expenses | 627,964.05 | 548,387.32 | 661,817.73 | 619,456.93 | 663,539.88 | 600,018.50 | 606,041.60 | 646,302.27 | 674,210.16 | 564,869.95 | 535,994.90 |
| | | | Depreciation Expense | | | | | | | | | | | |
| 403000 | 001 | 7100 | DEPRECIATION EXPENSE | 142,288.37 | 142,348.83 | 142,708.25 | 142,613.04 | 142,063.81 | 142,241.73 | 142,157.90 | 142,362.47 | 142,412.63 | 142,637.55 | 145,102.89 |
| 406100 | 001 | 7100 | AMORT OF ACQUISITION ADJUSTMENT | (14,165.41) | (14,165.40) | (14,165.40) | (14,165.41) | (14,165.41) | (14,165.40) | (14,165.41) | (14,165.40) | (14,165.40) | (14,165.41) | (14,165.42) |
| 406101 | 001 | 7100 | AMORT OF WESCO ACQ ADJ | (9.59) | (9.59) | (9.59) | (9.59) | (9.59) | (9.59) | (9.59) | (9.59) | (9.59) | (9.59) | (9.59) |
| 406102 | 001 | 7100 | AMORT OF CASTLE REACH ACQ ADJ | (474.65) | (474.64) | (474.65) | (474.64) | (474.65) | (474.64) | (474.65) | (474.65) | (345.70) | (340.19) | (340.20) |
| 406103 | 001 | 7100 | AMORT OF WHITE ROCK ACQ ADJ | (529.59) | (529.60) | (529.59) | (529.60) | (529.59) | (529.60) | (529.61) | (529.60) | (483.02) | (481.96) | (481.95) |
| 406104 | 001 | 7100 | AMORT OF LAMPLIGHTER ACQ ADJ | (471.31) | (471.32) | (471.31) | (471.32) | (471.31) | (471.32) | (471.31) | (471.32) | (471.31) | (471.32) | (471.31) |
| 406105 | 001 | 7100 | AMORT FLETCHERS CORNER ACQ ADJ | (548.33) | (548.33) | (548.33) | (548.33) | (548.33) | (548.33) | (548.33) | (548.33) | (548.33) | (548.33) | (548.33) |
| | | | | 126,089.49 | 126,149.95 | 126,509.38 | 126,414.15 | 125,864.93 | 126,042.85 | 125,959.00 | 126,163.58 | 126,389.28 | 126,620.75 | 129,086.09 |
| | | | Amortization Expense: CIAC | | | | | | | | | | | |
| 405300 | 001 | 7000:7100 | AMORTIZATION EXPENSE: CIAC | (43,117.62) | (43,157.84) | (43,171.41) | (43,171.89) | (43,177.70) | (43,196.53) | (43,285.46) | (43,290.24) | (43,310.07) | (43,316.34) | (43,441.76) |
| | | | Amortization Expense | | | | | | | | | | | |
| 407320 | 001 | 7100 | AMORT EXP - DEFERRED CHARGES | 5,418.20 | 5,660.79 | 5,660.85 | 5,660.78 | 5,660.77 | 5,660.85 | 5,660.82 | 5,719.35 | 5,719.42 | 5,719.35 | 5,719.35 |
| 407100 | 001 | 7100 | AMORT: ACQUISITION PREMIUM | 18,828.74 | 19,399.34 | 19,399.34 | 19,399.34 | 19,399.33 | 19,399.34 | 19,399.25 | 19,399.34 | 19,399.34 | 19,399.34 | 19,399.33 |
| | | | Taxes Other than Income Tax | | | | | | | | | | | |
| 408110 | 001 | 7000:7100 | LOCAL PROPERTY TAXES | 152,024.30 | 106,941.96 | 106,941.85 | 106,941.95 | 92,426.06 | 107,941.58 | 102,436.54 | 102,436.54 | 102,436.51 | 102,436.54 | 103,127.32 |
| 408130 | 001 | 7000:7100 | NH BET TAXES | - | - | - | - | - | - | - | - | - | - | - |
| 414000 | 001 | 7100 | GAIN FROM FORGIVENESS SRF DEBT | (3,954.00) | (3,954.00) | (3,954.00) | (3,954.00) | (3,954.00) | (3,954.00) | (3,954.00) | (3,954.00) | (3,954.00) | (3,954.00) | (3,954.00) |
| | | | Income Tax | | | | | | | | | | | |
| 409102 | 001 | 7100 | PROV/FED INC TAX/CURRENT | (35,549.43) | (11,913.90) | 180,993.09 | 15,286.51 | 8,171.81 | 63,183.96 | 81,211.40 | 66,531.21 | 18,577.12 | 4,355.63 | (9,822.74) |
| 409113 | 001 | 7100 | PROVS FOR NH BUS PRFTS TAX CUR | (13,007.23) | 130.03 | 72,879.37 | (884.12) | 3,246.30 | 25,100.17 | 32,261.66 | 26,429.88 | 7,379.85 | 1,730.30 | (3,902.13) |
| 410102 | 001 | 7100 | PROV FEDL INCOME TAX DEFERRED | - | - | - | - | - | - | - | - | - | - | - |
| 410113 | 001 | 7100 | PROV NH INCOME TAX DEFERRED | - | - | - | - | - | - | - | - | - | - | - |
| | | | | (48,556.66) | (11,783.87) | 253,872.46 | 14,402.39 | 11,418.11 | 88,284.13 | 113,473.06 | 92,961.09 | 25,956.97 | 6,085.93 | (13,724.87) |
| | | | Total Operating Deducts | 834,696.50 | 747,643.65 | 1,127,076.20 | 845,149.65 | 871,177.38 | 900,196.72 | 925,730.81 | 945,737.93 | 906,847.61 | 777,861.52 | 732,206.36 |

| | | | | | | | | | | | | | | |
|--------|-----|-----------|---|---------------------|---------------------|--------------------|-------------------|-------------------|-------------------|-------------------|---------------------|---------------------|---------------------|---------------------|
| | | | Net Operating Income | (69,886.52) | 16,726.47 | 600,258.80 | 120,597.13 | 95,576.08 | 307,609.26 | 377,102.75 | 325,204.29 | 144,479.79 | 89,058.60 | 40,655.38 |
| | | | Non-Operating Revenue Deductions | | | | | | | | | | | |
| 421000 | 001 | 7100 | MISC NON-OPERATING INCOME(EXP) | - | - | - | - | - | - | - | - | - | - | - |
| 426001 | 001 | 7100 | MISCELLANEOUS NON-UTILITY EXP | - | - | - | - | - | - | - | - | - | - | - |
| 420000 | 001 | 7100 | AFUDC-INTEREST(DEBT) COMPONENT | - | - | - | - | - | - | - | - | - | - | - |
| 420100 | 001 | 7100 | AFUDC - EQUITY COMPONENT | - | - | - | - | - | - | - | - | - | - | - |
| | | | Interest Expense | | | | | | | | | | | |
| 427300 | 001 | 7000:7100 | INTEREST EXP: BONDS & NOTES | 71,628.26 | 69,977.98 | (32,081.22) | 70,098.63 | 69,368.83 | 69,686.48 | 68,639.53 | 69,605.88 | 72,440.61 | 67,522.55 | 69,923.86 |
| 427200 | 001 | 7000:7100 | LINE OF CREDIT INTEREST | 1,371.99 | 1,277.25 | (38,973.76) | 1,513.18 | 1,698.23 | 1,925.95 | 3,260.18 | 2,679.98 | 2,836.85 | 3,201.86 | 31.44 |
| 428000 | 001 | 7100 | AMORTIZATION OF DEBT EXPENSE | 1,892.16 | 1,848.72 | 1,870.90 | 1,870.90 | 1,870.90 | 1,870.90 | 1,870.90 | 1,870.90 | 1,870.90 | 1,870.90 | 1,891.74 |
| 419000 | 001 | 7100 | INTEREST INCOME | - | - | - | - | - | - | - | - | - | - | - |
| 427115 | 001 | 7100 | INTERCOMPANY INTEREST | 7,783.40 | 7,840.82 | 7,963.45 | 9,007.37 | 11,295.87 | 15,833.19 | 17,221.87 | 20,162.78 | 16,845.44 | 19,477.12 | 25,159.91 |
| 427500 | 001 | 7100 | INTEREST - OTHER | - | - | - | - | - | - | - | - | - | - | - |
| | | | Total Interest | 82,675.81 | 80,944.77 | (61,220.63) | 82,490.08 | 84,233.83 | 89,316.52 | 90,992.48 | 94,319.54 | 93,993.80 | 92,072.43 | 97,006.95 |
| | | | Net Income Before Dividends | (152,562.33) | (64,218.30) | 661,479.43 | 38,107.05 | 11,342.25 | 218,292.74 | 286,110.27 | 230,884.75 | 50,485.99 | (3,013.83) | (56,351.57) |
| | | | Net Income (Or Loss) - MTD | (152,562.33) | (64,218.30) | 661,479.43 | 38,107.05 | 11,342.25 | 218,292.74 | 286,110.27 | 230,884.75 | 50,485.99 | (3,013.83) | (56,351.57) |
| | | | Net Income (Or Loss) - YTD | (152,562.33) | (216,780.63) | 444,698.80 | 482,805.85 | 494,148.10 | 712,440.84 | 998,551.11 | 1,229,435.86 | 1,279,921.85 | 1,276,908.02 | 1,220,556.45 |

| 12 | | 12 | |
|---------------------|------------------------|---------------|---------|
| Dec-22 | Total | | |
| (14,963.13) | (179,140) | | |
| (77,192.43) | (926,309) | | |
| 77,192.43 | 926,309 | | |
| (739,985.22) | (9,641,495) | | |
| (76,635.99) | (476,649) | | |
| 56,647.00 | 81,142 | | |
| 76,635.99 | (459,737) | | |
| - | - | | |
| - | - | | |
| (33,858.88) | (303,256) | | |
| - | (202,859) | (203,094) | |
| - | (235) | (506,350) | |
| (102,024.21) | (1,290,155) | | |
| (834,184.44) | (12,472,383.92) | | |
| (2,262.60) | (25,769) | | |
| (6,300.00) | (6,300) | | |
| (8,562.60) | (32,069.48) | | |
| 842,747.04 | 12,504,453.40 | 11,998,102.95 | |
| - | 38,092 | | |
| 30,291.30 | 506,359 | | |
| 32,911.29 | 430,459 | MWW - \$ | 554,542 |
| 1,771.57 | 17,813 | Derry - \$ | 162,746 |
| 5,080.67 | 49,625 | | |
| 5,436.84 | 65,317 | | |
| 365.05 | 35,443 | | |
| 3,714.39 | 20,306 | | |
| 2,088.75 | 26,482 | | |
| 222.32 | 29,750 | | |
| 414.02 | 5,510 | | |
| 4,867.40 | 61,732 | | |
| 3,569.33 | 50,566 | | |
| 9,114.52 | 48,591 | | |
| 13,475.79 | 84,404 | | |
| - | - | 1,432,358 | |
| - | 2,414 | | |
| - | - | | |
| - | - | | |
| 2,074.94 | 38,908 | | |
| 1,023.14 | 15,887 | | |
| 595.54 | 7,259 | | |
| 790.90 | 8,671 | | |
| 743.28 | 8,619 | | |
| 93.95 | 2,147 | | |
| 424.44 | 4,809 | | |
| 3,138.39 | 34,590 | | |
| 506.30 | 5,229 | | |

| | | |
|-----------|----------------|---------|
| 1,044.83 | 10,496 | |
| 825.37 | 8,732 | |
| 699.92 | 6,018 | |
| 1,284.89 | 14,494 | |
| - | - | |
| 905.84 | 8,770 | |
| 301.97 | 2,859 | |
| 446.36 | 3,613 | |
| 1,044.52 | 10,327 | |
| 1,284.45 | 13,465 | |
| 1,513.54 | 16,258 | |
| 56.82 | 670 | |
| 47.26 | 553 | |
| 406.68 | 6,456 | |
| 916.67 | 17,698 | |
| 199.47 | 2,655 | |
| 269.75 | 4,443 | |
| 1,089.84 | 11,617 | |
| - | - | |
| 475.38 | 8,252 | |
| 223.75 | 2,390 | |
| 292.37 | 4,822 | |
| 1,049.54 | 13,912 | |
| 688.09 | 11,264 | |
| - | - | |
| 543.27 | 5,775 | |
| 97.35 | 2,281 | |
| 356.68 | 4,359 | |
| 2,646.23 | 26,918 | |
| - | - | |
| 421.05 | 5,460 | |
| 351.91 | 4,264 | |
| 327.70 | 3,918 | |
| 437.98 | 4,514 | |
| 763.45 | 9,015 | |
| 321.83 | 2,728 | |
| 613.76 | 9,533 | |
| 360.80 | 6,481 | 391,131 |
| - | - | |
| - | - | |
| 14.99 | 2,113 | |
| - | 3,768 | |
| 1,353.89 | 24,726 | |
| 2,853.23 | 11,613 | |
| - | 105 | |
| 1,782.93 | 16,147 | |
| - | - | |
| 81.61 | 960 | |
| 533.51 | 35,835 | |
| 91,083.68 | 736,897 | |
| 4,237.44 | 44,406 | |
| - | - | |
| - | - | |
| 800.00 | 7,555 | |
| - | - | |
| - | - | |

| | |
|----------|--------|
| 575.66 | 5,541 |
| - | 977 |
| - | 1,538 |
| 1,518.96 | 3,894 |
| - | - |
| 5,035.88 | 47,356 |
| 91.86 | 1,980 |
| 400.98 | 1,128 |
| 297.55 | 15,571 |
| 2,020.21 | 31,510 |
| - | - |
| - | - |
| - | - |
| - | - |
| 2,733.61 | 12,098 |
| 4,504.08 | 71,283 |
| 3,723.98 | 26,862 |
| - | - |

62,138

268,667.49 **2,967,856.22**

| | |
|------------------|-------------------|
| - | - |
| - | - |
| - | - |
| - | - |
| 9,161.04 | 65,780 |
| 883.40 | 11,030 |
| 655.50 | 14,667 |
| - | - |
| - | - |
| - | - |
| 11,534.04 | 136,376 |
| 2,256.10 | 68,791 |
| - | 120,545 |
| 1,055.38 | 59,522 |
| 117.66 | 1,478 |
| 8,017.01 | 244,792 |
| 1,673.07 | 42,012 |
| - | 162 |
| 4,025.42 | 59,907 |
| - | 233 |
| 3,333.53 | 41,876 |
| 4,114.35 | 79,004 |
| 46,826.50 | 946,176.49 |

| | |
|----------|--------|
| - | - |
| - | 10,406 |
| 3,807.43 | 50,877 |
| 2,226.43 | 21,909 |
| 956.27 | 8,227 |
| - | - |
| 6,946.84 | 85,548 |
| 695.72 | 13,691 |

| | |
|-------------------|--------------------------|
| - | 8,683 |
| 5,660.27 | <u>7,614</u> |
| 20,292.96 | 206,954.01 |
| 86.97 | 1,385 |
| 149.10 | 1,291 |
| 5,571.92 | 26,213 |
| 13,876.92 | 152,078 |
| 3,827.67 | 46,018 |
| 980.83 | 11,730 |
| - | - |
| - | 149 |
| - | 142 |
| - | - |
| - | - |
| - | - |
| 24,493.41 | <u>239,005.93</u> |
| (930.00) | 74,088 |
| 199,749.00 | 2,873,622 |
| - | - |
| - | - |
| 559,099.36 | 7,307,703 |
| - | - |
| - | - |
| 152,863.48 | 1,721,801 |
| (14,165.40) | (169,985) |
| (9.59) | (115) |
| (340.19) | (5,163) |
| (481.96) | (6,166) |
| (471.32) | (5,656) |
| (548.33) | (6,580) |
| 136,846.69 | <u>1,528,136</u> |
| (46,501.22) | (522,138) |
| 5,719.43 | 67,980 |
| 19,399.34 | 232,221 |
| 107,656.57 | 1,293,748 |
| - | - |
| (3,954.00) | (47,448) |
| (381,024.66) | 0 |
| (151,364.08) | - |
| 377,716.80 | 377,717 |
| 150,050.01 | 150,050 |
| (4,621.93) | <u>527,766.81</u> |
| 773,644.24 | 10,594,923 |

| | |
|-----------|-----------|
| 69,102.80 | 2,116,485 |
|-----------|-----------|

| | |
|---|---|
| - | - |
|---|---|

| | |
|---|---|
| - | - |
|---|---|

| | |
|-----------|---------|
| 67,216.83 | 734,028 |
|-----------|---------|

| | |
|----------|----------|
| 2,843.18 | (16,334) |
|----------|----------|

| | |
|----------|--------|
| 1,891.74 | 22,492 |
|----------|--------|

| | |
|---|---|
| - | - |
|---|---|

| | |
|-----------|---------|
| 29,068.81 | 187,660 |
|-----------|---------|

| | |
|---|---|
| - | - |
|---|---|

| | |
|------------|------------|
| 101,020.56 | 927,846.14 |
|------------|------------|

| | |
|-------------|--------------|
| (31,917.76) | 1,188,638.69 |
|-------------|--------------|

| | |
|--------------------|--|
| <u>(31,917.76)</u> | |
|--------------------|--|

| | |
|----------------------------|--|
| <u><u>1,188,638.69</u></u> | |
|----------------------------|--|

| | | | | Dec-21 | 1 Jan-22 | 2 Feb-22 | 3 Mar-22 | 4 Apr-22 | 5 May-22 | 6 Jun-22 |
|--|--------|-----|------|--|----------------------|----------------------|----------------------|----------------------|----------------------|----------------------|
| Assets | | | | | | | | | | |
| Land | | | | | | | | | | |
| 103000 | 103000 | 001 | 7000 | PROPERTY HELD FUTURE USE | 4,449.76 | 4,449.76 | 4,449.76 | 4,449.76 | 4,449.76 | 4,449.76 |
| 303100 | 303100 | 001 | 7000 | LAND | 510,178.38 | 510,178.38 | 510,178.38 | 510,178.38 | 510,178.38 | 510,178.38 |
| 303240 | 303240 | 001 | 7000 | EASEMENTS | 505,390.75 | 505,390.75 | 505,390.75 | 506,360.37 | 506,360.37 | 506,360.37 |
| 303250 | 303250 | 001 | 7000 | EASEMENT - GAGE HILL | - | - | - | - | - | - |
| 303260 | 303260 | 001 | 7000 | EASEMENTS: OAKWOOD | - | - | - | - | - | - |
| 303270 | 303270 | 001 | 7000 | EASEMENTS: GILCREAST RD | - | - | - | - | - | - |
| 303500 | 303500 | 001 | 7000 | DISTRIB RESER & STANDPIPE LAND | - | - | - | - | - | - |
| 303510 | 303510 | 001 | 7000 | AVERY/HICKORY INTER WATER RIGHTS | 100,335.00 | 100,335.00 | 100,335.00 | 100,335.00 | 100,335.00 | 100,335.00 |
| 303520 | 303520 | 001 | 7000 | LAND RIGHTS/SOURCE OF SUPPLY & PUMPING PLANT | 108,285.50 | 108,285.50 | 108,285.50 | 114,018.40 | 114,018.40 | 114,018.40 |
| 303600 | 303600 | 001 | 7000 | DISTRIB SYS LAND & RIGHTS/WAY | 25,000.00 | 25,000.00 | 25,000.00 | 25,000.00 | 25,000.00 | 25,000.00 |
| | | | | | 1,253,639.39 | 1,253,639.39 | 1,253,639.39 | 1,260,341.91 | 1,260,341.91 | 1,260,341.91 |
| Structures | | | | | | | | | | |
| 304000 | 304000 | 001 | 7000 | STRUCTURES AND IMPROVEMENTS | - | - | - | - | - | - |
| 304100 | 304100 | 001 | 7000 | SOURCE OF SUPPLY STRUCTURES | 3,064,967.79 | 3,064,967.79 | 3,064,967.79 | 3,064,967.79 | 3,064,967.79 | 3,064,967.79 |
| 304200 | 304200 | 001 | 7000 | POWER & PUMPING STRUCTURES | 2,504,707.30 | 2,504,707.30 | 2,504,707.30 | 2,504,707.30 | 2,504,707.30 | 2,504,707.30 |
| 304210 | 304210 | 001 | 7000 | STRUCTURES & IMPROVE: ROOFING | 14,695.12 | 14,695.12 | 14,695.12 | 14,695.12 | 14,695.12 | 14,695.12 |
| 304500 | 304500 | 001 | 7000 | DISTRIBUTION RESERVOIRS | - | - | - | - | - | - |
| 304550 | 304550 | 001 | 7000 | BOOSTER STATIONS | 1,891,881.97 | 1,891,881.97 | 1,891,881.97 | 1,892,205.18 | 1,892,205.18 | 1,892,205.18 |
| 304800 | 304800 | 001 | 7000 | WTP - STRUCTURES | 247,354.68 | 247,354.68 | 247,354.68 | 247,354.68 | 247,354.68 | 247,354.68 |
| 304999 | 304999 | 001 | 7000 | BUILDINGS/ACQUISITION ADJUSTMT | - | - | - | - | - | - |
| 306000 | 306000 | 001 | 7000 | LAKE, RIVER, OTHER INTAKES | 537,831.09 | 537,831.09 | 537,831.09 | 537,831.09 | 537,831.09 | 537,831.09 |
| 307100 | 307100 | 001 | 7000 | WELLS & SPRINGS | 2,210,735.05 | 2,210,735.05 | 2,210,735.05 | 2,210,735.05 | 2,210,735.05 | 2,210,735.05 |
| 307210 | 307210 | 001 | 7000 | WELL PUMPING & PIPING | 367,324.68 | 367,324.68 | 367,324.68 | 397,724.89 | 412,810.57 | 370,576.25 |
| 309200 | 309200 | 001 | 7000 | SUPPLY MAINS:S/S PUMPING PLANT | 671,298.74 | 671,298.74 | 671,298.74 | 671,298.74 | 671,298.74 | 671,298.74 |
| | | | | | 11,510,796.42 | 11,510,796.42 | 11,510,796.42 | 11,541,519.84 | 11,556,605.52 | 11,514,371.20 |
| Equipment | | | | | | | | | | |
| 310000 | 310000 | 001 | 7000 | POWER GENERATION EQUIPMENT | 833,936.19 | 833,936.19 | 833,936.19 | 834,049.31 | 834,049.31 | 834,049.31 |
| 311200 | 311200 | 001 | 7000 | ELECTRIC PUMPING EQUIPMENT | 1,701,070.32 | 1,701,070.32 | 1,701,070.32 | 1,701,720.78 | 1,701,720.78 | 1,701,720.78 |
| 311210 | 311210 | 001 | 7000 | PUMPING EQUIPMENT: PUMPS | 334,442.46 | 336,069.36 | 340,751.16 | 345,431.12 | 346,701.94 | 353,836.84 |
| 311220 | 311220 | 001 | 7000 | PUMPING EQUIPMENT: METERS | 18,636.91 | 18,636.91 | 18,636.91 | 18,636.91 | 18,636.91 | 18,636.91 |
| 311230 | 311230 | 001 | 7000 | ELECTRIC PUMPING EQUIPMENT-CHEMICAL PUMPS | 27,430.23 | 27,430.23 | 27,430.23 | 27,862.52 | 27,862.52 | 27,862.52 |
| 311600 | 311600 | 001 | 7000 | OTHER POWER PUMPING EQUIPMENT | 4,175.71 | 4,175.71 | 4,175.71 | 4,175.71 | 4,175.71 | 4,175.71 |
| 320000 | 320000 | 001 | 7000 | PURIFICATION SYSTEM EQUIPMENT | 830,111.29 | 830,111.29 | 830,111.29 | 830,111.29 | 830,111.29 | 830,111.29 |
| 320100 | 320100 | 001 | 7000 | OTHER PRODUCTION EQUIPMENT | - | - | - | - | - | - |
| 320200 | 320200 | 001 | 7000 | WATER TREATMENT EQUIPMENT | 1,848,969.29 | 1,848,969.29 | 1,848,969.29 | 1,848,969.29 | 1,848,969.29 | 1,848,969.29 |
| 320310 | 320310 | 001 | 7000 | WTP EQUIPMENT-FILTER MEDIA | 17,123.56 | 17,123.56 | 17,123.56 | 17,123.56 | 17,123.56 | 17,123.56 |
| | | | | | 5,615,895.96 | 5,617,522.86 | 5,622,204.66 | 5,628,080.49 | 5,629,351.31 | 5,636,486.21 |
| Transmission & Distribution | | | | | | | | | | |
| 330000 | 330000 | 001 | 7000 | DISTRIBUTION RES & STANDPIPES | 2,153,207.36 | 2,153,207.36 | 2,153,207.36 | 2,153,207.36 | 2,153,207.36 | 2,153,207.36 |
| 331001 | 331001 | 001 | 7000 | PAVEMENTS - TRANS MAINS | 394,999.52 | 394,999.52 | 394,999.52 | 394,999.52 | 394,999.52 | 394,999.52 |
| 331002 | 331002 | 001 | 7000 | PAVEMENTS - DIST MAINS | 1,354,366.35 | 1,354,366.35 | 1,354,366.35 | 1,355,828.87 | 1,355,828.87 | 1,355,828.87 |
| 331003 | 331003 | 001 | 7000 | PAVEMENTS-GATE VALVES | 5,826.93 | 5,826.93 | 5,826.93 | 5,826.93 | 5,826.93 | 5,826.93 |
| 331006 | 331006 | 001 | 7000 | PAVING: CIAC - MAINS | - | - | - | - | - | - |
| 331100 | 331100 | 001 | 7000 | MAINS: 6" & LARGER | 18,360,011.86 | 18,360,011.86 | 18,360,011.86 | 18,373,695.68 | 18,373,695.68 | 18,373,695.68 |
| 331101 | 331101 | 001 | 7000 | MAINS: 4" & UNDER | 3,026,783.89 | 3,026,783.89 | 3,026,783.89 | 3,026,824.29 | 3,026,824.29 | 3,026,824.29 |
| 331102 | 331102 | 001 | 7000 | MAINS: UNKNOWN SIZE | 5,160,328.79 | 5,160,328.79 | 5,160,328.79 | 5,160,328.79 | 5,158,840.29 | 5,158,840.29 |
| 331150 | 331150 | 001 | 7000 | MAINS: CIAC - 6" & LARGER | 11,246,016.99 | 11,246,016.99 | 11,246,016.99 | 11,246,016.99 | 11,211,333.23 | 11,211,333.23 |
| 331151 | 331151 | 001 | 7000 | MAINS: CIAC - 4" & UNDER | 956,971.89 | 956,971.89 | 956,971.89 | 956,971.89 | 956,971.89 | 956,971.89 |
| 331152 | 331152 | 001 | 7000 | MAINS: CIAC - UNKNOWN SIZE | 622,095.25 | 622,095.25 | 622,095.25 | 622,095.25 | 622,095.25 | 622,095.25 |

| | | | | | | | | | | | | |
|--------|--------|-----|------|--------------------------------------|----------------------|----------------------|----------------------|----------------------|----------------------|----------------------|----------------------|----------------------|
| 331200 | 331200 | 001 | 7000 | DISTRIBUTION MAINS - NEW | 48,472.79 | 48,472.79 | 48,472.79 | 48,472.79 | 48,472.79 | 48,472.79 | 48,472.79 | 48,472.79 |
| 331255 | 331255 | 001 | 7000 | GATES: CIAC - 4" & UNDER | 114,959.86 | 114,959.86 | 136,117.08 | 136,117.08 | 136,117.08 | 136,117.08 | 136,117.08 | 136,117.08 |
| 331256 | 331256 | 001 | 7000 | GATES: CIAC - 6" & LARGER | 246,383.64 | 246,383.64 | 246,383.64 | 246,383.64 | 246,383.64 | 246,383.64 | 246,383.64 | 246,383.64 |
| 331250 | 331250 | 001 | 7000 | GATES: 4" & UNDER | 516,823.26 | 516,823.26 | 518,335.13 | 520,557.24 | 520,670.85 | 520,670.85 | 520,670.85 | 520,670.85 |
| 331251 | 331251 | 001 | 7000 | GATES: 6" & LARGER | 295,788.77 | 295,788.77 | 295,788.77 | 297,703.78 | 297,703.78 | 297,703.78 | 297,703.78 | 297,703.78 |
| 331252 | 331252 | 001 | 7000 | GATES: UNKNOWN SIZE | 148,112.41 | 148,112.41 | 148,112.41 | 148,112.41 | 148,112.41 | 148,112.41 | 148,112.41 | 148,112.41 |
| 331300 | 331300 | 001 | 7000 | DIST MAINS: DEVELOPER INSTALL | 5,712,441.26 | 5,715,946.16 | 5,755,303.13 | 5,755,303.13 | 5,755,303.13 | 5,755,303.13 | 5,755,303.13 | 5,755,303.13 |
| 331400 | 331400 | 001 | 7000 | CIAC: PRESSURE REDUCING VALVE VAULTS | 98,000.00 | 98,000.00 | 98,000.00 | 98,000.00 | 98,000.00 | 98,000.00 | 98,000.00 | 98,000.00 |
| 333004 | 333004 | 001 | 7000 | PAVEMENTS: SERVICES | 85,379.57 | 85,379.57 | 85,379.57 | 85,379.57 | 85,379.57 | 85,379.57 | 85,379.57 | 85,379.57 |
| 333100 | 333100 | 001 | 7000 | NEW SERVICES | 2,209,208.72 | 2,212,332.34 | 2,212,466.98 | 2,220,107.57 | 2,218,409.72 | 2,241,716.72 | 2,246,663.72 | 2,246,663.72 |
| 333200 | 333200 | 001 | 7000 | RENEWED SERVICES | 1,525,668.75 | 1,525,668.75 | 1,525,668.75 | 1,528,436.22 | 1,528,436.22 | 1,528,436.22 | 1,528,436.22 | 1,528,436.22 |
| 333230 | 333230 | 001 | 7000 | DEV INSTALLED SERVICES: CIAC | 3,522,337.16 | 3,529,974.81 | 3,529,974.81 | 3,541,708.88 | 3,532,898.76 | 3,537,604.16 | 3,541,989.43 | 3,541,989.43 |
| 333250 | 333250 | 001 | 7000 | DEV INSTALLED SERVICES: PAID | 1,643,392.26 | 1,648,360.07 | 1,648,360.07 | 1,658,103.08 | 1,659,214.46 | 1,661,992.91 | 1,666,265.75 | 1,666,265.75 |
| 334000 | 334000 | 001 | 7000 | METERING EQUIPMENT | 1,306,511.71 | 1,310,291.25 | 1,313,646.09 | 1,321,448.28 | 1,325,399.87 | 1,331,904.00 | 1,332,000.09 | 1,332,000.09 |
| 334100 | 334100 | 001 | 7000 | RADIOS FOR METERING | 824,065.83 | 824,938.02 | 825,519.48 | 831,903.13 | 790,310.05 | 791,182.15 | 827,586.66 | 827,586.66 |
| 335000 | 335000 | 001 | 7000 | FIRE PROT EQUIP: HYDRANTS | 620,312.20 | 620,312.20 | 620,312.20 | 620,837.41 | 620,837.41 | 620,837.41 | 620,837.41 | 620,837.41 |
| 335005 | 335005 | 001 | 7000 | HYDRANTS - PAVING | 4,605.74 | 4,605.74 | 4,605.74 | 4,605.74 | 4,605.74 | 4,605.74 | 4,605.74 | 4,605.74 |
| 335100 | 335100 | 001 | 7000 | HYDRANTS: CIAC | 1,144,734.29 | 1,144,734.29 | 1,144,734.29 | 1,144,734.29 | 1,144,734.29 | 1,144,734.29 | 1,144,734.29 | 1,144,734.29 |
| 339000 | 339000 | 001 | 7000 | OTHER TRANS/DIST EQUIPMENT | 88,913.08 | 88,913.08 | 88,913.08 | 88,913.08 | 88,913.08 | 88,913.08 | 88,913.08 | 88,913.08 |
| 114100 | 114100 | 001 | 7000 | AQUISITION ADJ | (8,706,800.25) | (8,706,800.25) | (8,706,800.25) | (8,706,800.25) | (8,706,800.25) | (8,706,800.25) | (8,706,800.25) | (8,706,562.38) |
| 114101 | 114101 | 001 | 7000 | ACQ ADJ: WESCO | (7,940.20) | (7,940.20) | (7,940.20) | (7,940.20) | (7,940.20) | (7,940.20) | (7,940.20) | (7,940.20) |
| 114102 | 114102 | 001 | 7000 | ACQUISITION ADJ: CASTLE REACH | (185,750.00) | (185,750.00) | (185,750.00) | (185,750.00) | (185,750.00) | (185,750.00) | (185,750.00) | (185,750.00) |
| 114103 | 114103 | 001 | 7000 | ACQUISITION ADJ: WHITE ROCK SR | (230,800.00) | (230,800.00) | (230,800.00) | (230,800.00) | (230,800.00) | (230,800.00) | (230,800.00) | (230,800.00) |
| 114104 | 114104 | 001 | 7000 | ACQUISITION ADJ: LAMPLIGHTER | (276,666.67) | (276,666.67) | (276,666.67) | (276,666.67) | (276,666.67) | (276,666.67) | (276,666.67) | (276,666.67) |
| 114105 | 114105 | 001 | 7000 | ACQUISITION ADJ: FLETCHERS | (331,666.66) | (331,666.66) | (331,666.66) | (331,666.66) | (331,666.66) | (331,666.66) | (331,666.66) | (331,666.66) |
| 115100 | 115100 | 001 | 7000 | ACCUM AMORT OF ACQ ADJUSTMENT | 4,386,266.77 | 4,400,432.18 | 4,414,597.58 | 4,428,762.98 | 4,442,928.39 | 4,457,093.80 | 4,471,259.20 | 4,471,259.20 |
| 115101 | 115101 | 001 | 7000 | ACCUM AMORT OF ACQ ADJ:WESCO | 3,275.44 | 3,285.03 | 3,294.62 | 3,304.21 | 3,313.80 | 3,323.39 | 3,332.98 | 3,332.98 |
| 115102 | 115102 | 001 | 7000 | ACCUM AMORT ACQ ADJ:CASTLE REA | 117,513.49 | 117,988.14 | 118,462.78 | 118,937.43 | 119,412.07 | 119,886.72 | 120,361.36 | 120,361.36 |
| 115103 | 115103 | 001 | 7000 | ACCUM AMORT ACQ ADJ:WHITE ROCK | 134,561.97 | 135,091.56 | 135,621.16 | 136,150.75 | 136,680.35 | 137,209.94 | 137,739.54 | 137,739.54 |
| 115104 | 115104 | 001 | 7000 | ACCUM AMORT ACQ ADJ:LAMPLIGHTR | 182,426.21 | 182,897.52 | 183,368.84 | 183,840.15 | 184,311.47 | 184,782.78 | 185,254.10 | 185,254.10 |
| 115105 | 115105 | 001 | 7000 | ACCUM AMORT ACQ ADJ:FLETCHERS | 219,708.86 | 220,257.19 | 220,805.52 | 221,353.85 | 221,902.18 | 222,450.51 | 222,998.84 | 222,998.84 |
| | | | | | 58,740,849.09 | 58,780,933.68 | 58,863,229.56 | 58,945,348.48 | 58,878,450.64 | 58,932,816.60 | 58,999,359.06 | 58,999,359.06 |

Miscellaneous Equipment

| | | | | | | | | | | | | |
|--------|--------|-----|------|--------------------------------|-------------------|-------------------|-------------------|-------------------|-------------------|-------------------|-------------------|-------------------|
| 340100 | 340100 | 001 | 7000 | OFFICE FURNITURE/EQUIPMENT | 2,688.66 | 2,688.66 | 2,688.66 | 2,688.66 | 2,688.66 | 2,688.66 | 2,688.66 | 2,688.66 |
| 343000 | 343000 | 001 | 7000 | SHOP EQUIPMENT | 72,937.34 | 72,937.34 | 72,937.34 | 72,937.34 | 72,937.34 | 72,937.34 | 72,937.34 | 72,937.34 |
| 344000 | 344000 | 001 | 7000 | LAB EQUIPMENT | 9,592.29 | 9,592.29 | 9,592.29 | 8,522.34 | 8,522.34 | 8,522.34 | 8,522.34 | 8,522.34 |
| 345500 | 345500 | 001 | 7000 | POWER OPERATED EQUIP -GEN PLNT | - | - | - | - | - | - | - | - |
| 346000 | 346000 | 001 | 7000 | COMMUNICATION EQUIPMENT | 602,060.62 | 602,060.62 | 602,060.62 | 602,359.58 | 602,359.58 | 602,359.58 | 602,359.58 | 602,359.58 |
| 347110 | 347110 | 001 | 7000 | COMPUTER EQUIPMENT | 73,467.71 | 73,467.71 | 73,467.71 | 73,467.71 | 73,467.71 | 73,467.71 | 73,467.71 | 73,467.71 |
| 348000 | 348000 | 001 | 7000 | MISCELLANEOUS GENERAL EQUIP | 10,364.16 | 10,364.16 | 10,364.16 | 10,364.16 | 10,364.16 | 10,364.16 | 10,364.16 | 10,364.16 |
| | | | | | 771,110.78 | 771,110.78 | 771,110.78 | 770,339.79 | 770,339.79 | 770,339.79 | 770,339.79 | 770,339.79 |

Intangible Plant

| | | | | | | | | | | | | |
|--------|--------|-----|------|--------------------------------|-------------------|-------------------|-------------------|-------------------|-------------------|-------------------|-------------------|-------------------|
| 301000 | 301000 | 001 | 7000 | ORGANIZATION EXPENSE | 386,400.05 | 386,400.05 | 386,400.05 | 386,400.05 | 386,400.05 | 386,400.05 | 386,400.05 | 386,400.05 |
| 301260 | 301260 | 001 | 7000 | ORGANIZATION EXP: THURSTON WDS | - | - | - | - | - | - | - | - |
| 301270 | 301270 | 001 | 7000 | ORGANIZATION EXP: LAMPLIGHTER | - | - | - | - | - | - | - | - |
| 301740 | 301740 | 001 | 7000 | ORGANIZATION EXP: FLETCHERS | - | - | - | - | - | - | - | - |
| 302100 | 302100 | 001 | 7000 | FRANCHISES & CONSENTS | 21,445.54 | 21,445.54 | 21,445.54 | 21,445.54 | 21,445.54 | 21,445.54 | 21,445.54 | 21,445.54 |
| 302230 | 302230 | 001 | 7000 | FRANCHISE FEES: CASTLE REACH | 48,432.05 | 48,432.05 | 48,432.05 | 48,432.05 | 48,432.05 | 48,432.05 | 48,432.05 | 48,432.05 |
| 302420 | 302420 | 001 | 7000 | FRANCHISE FEES: WHITE ROCK | - | - | - | - | - | - | - | - |
| 302730 | 302730 | 001 | 7000 | FRANCHISE FEES: WESCO | - | - | - | - | - | - | - | - |
| | | | | | 456,277.64 | 456,277.64 | 456,277.64 | 456,277.64 | 456,277.64 | 456,277.64 | 456,277.64 | 456,277.64 |

Total Plant in Service

78,348,569.28 78,390,280.77 78,477,258.45 78,601,908.15 78,536,281.13 78,612,867.67 78,631,719.13

Accumulated Depreciation

- - - - - - -

| | | | | | | | | | | | |
|--------|--------|-----|------|--------------------------------------|------------------------|------------------------|------------------------|------------------------|------------------------|------------------------|------------------------|
| 108000 | 108000 | 001 | 7000 | ACCUMULATED DEPRECIATION | (21,844,912.52) | (21,987,200.89) | (22,129,549.72) | (22,251,246.22) | (22,356,793.13) | (22,498,856.94) | (22,622,155.25) |
| 108001 | 108001 | 001 | 7000 | ACCUM DEPREC: COST OF REMOVAL | 1,700,998.10 | 1,701,418.04 | 1,701,958.77 | 1,705,951.00 | 1,706,550.94 | 1,708,949.86 | 1,709,306.88 |
| 108002 | 108002 | 001 | 7000 | ACCUMULATED DEPRECIATION: LOSS | 2,430,308.96 | 2,430,308.96 | 2,430,308.96 | 2,446,367.62 | 2,501,167.29 | 2,501,167.29 | 2,538,243.29 |
| 108999 | 108999 | 001 | 7000 | ACCUM DEPREC: ACQUIS ADJUSTMNT | - | - | - | - | - | - | - |
| | | | | | (17,713,605.46) | (17,855,473.89) | (17,997,281.99) | (18,098,927.60) | (18,149,074.90) | (18,288,739.79) | (18,374,605.08) |
| | | | | Net Plant in Service | 60,634,963.82 | 60,534,806.88 | 60,479,976.46 | 60,502,980.55 | 60,387,206.23 | 60,324,127.88 | 60,257,114.05 |
| | | | | Construction Work in Progress | | | | | | | |
| 105222 | 105222 | 001 | 7000 | CWIP: CONTRACTOR CLEARING | 424,848.56 | 425,060.69 | 433,063.38 | 433,063.38 | 433,063.38 | 435,765.62 | 440,218.81 |
| 105444 | 105444 | 001 | 7000 | CWIP: CONTRACTOR CLEARING | (230,762.54) | (227,330.41) | (217,139.44) | (207,690.60) | (138,222.30) | (52,026.13) | 186,380.90 |
| | | | | | 60,829,049.84 | 60,732,537.16 | 60,695,900.40 | 60,728,353.33 | 60,682,047.31 | 60,707,867.37 | 60,883,713.76 |
| | | | | Current Assets | | | | | | | |
| | | | | Cash | | | | | | | |
| 131120 | 131120 | 001 | 7000 | CASH: BANK OF AMERICA OPERATNG | - | - | - | - | - | - | - |
| 131110 | 131110 | 001 | 7000 | CASH: PETTY CASH PAC | 900.00 | 900.00 | 900.00 | 900.00 | 900.00 | 900.00 | 900.00 |
| 131350 | 131350 | 001 | 7000 | RESTRICTED CASH - TD BANK - RSF | 178,133.46 | 186,541.34 | 179,033.26 | 259,314.56 | 251,649.91 | 260,768.69 | 290,264.50 |
| 131375 | 131375 | 001 | 7000 | DSRR 1.0 RSF | 677,618.16 | 689,982.09 | 707,320.58 | 889,507.55 | 906,552.05 | 984,944.97 | 1,123,932.26 |
| 131380 | 131380 | 001 | 7000 | MOERR RSF | (945,277.64) | (1,174,743.45) | (1,285,203.64) | (749,802.42) | (970,489.79) | (1,017,457.74) | (908,909.99) |
| 131385 | 131385 | 001 | 7000 | MOERR | 478,727.68 | 146,880.64 | 280,798.54 | (419,144.25) | (426,396.52) | 413,328.60 | 532,563.53 |
| 131390 | 131390 | 001 | 7000 | DSRR 1.0 | 159,627.82 | 222,402.13 | 375,810.33 | 347,873.83 | 219,814.97 | 248,852.60 | 187,786.10 |
| 131395 | 131395 | 001 | 7000 | DSRR 0.1 | 287,020.74 | 299,608.42 | 312,693.55 | 342,263.53 | 355,319.27 | 374,509.85 | 399,759.86 |
| 133100 | 133100 | 001 | 7000 | OTHER SPECIAL DEPOSITS | 39,170.00 | 39,170.00 | 39,170.00 | 39,170.00 | 39,170.00 | 39,170.00 | 39,170.00 |
| | | | | Accounts Receivable, Net | | | | | | | |
| 141000 | 141000 | 001 | 7000 | A/R: BILLED WATER REVENUE | 495,586.19 | 614,171.17 | 637,446.35 | 515,850.60 | 656,050.21 | 556,847.11 | 616,903.75 |
| | 141100 | 001 | 7000 | CUSTOMER AR MISC | 0 | - | - | - | 1,974.03 | 1,974.03 | - |
| 141400 | 141400 | 001 | 7000 | A/R: MISCELLANEOUS | 336,700.95 | 339,618.65 | 341,245.06 | 405,673.88 | 341,088.20 | 345,206.25 | 349,711.40 |
| 143901 | 143901 | 001 | 7000 | ALLOWANCE FOR DOUBTFUL ACCTS | (3,318.59) | (2,000.00) | (2,000.00) | (2,000.00) | (2,000.00) | (2,000.00) | (2,000.00) |
| 143902 | 143902 | 001 | 7000 | ALLOW DOUBTFUL ACCT: NON-WATER | - | - | - | - | - | - | - |
| | | | | | 828,968.55 | 951,789.82 | 976,691.41 | 919,524.48 | 997,112.44 | 902,027.39 | 964,615.15 |
| 173150 | 173150 | 001 | 7000 | A/R: UNBILLED WATER REVENUE | 739,860.00 | 672,800.00 | 690,534.00 | 730,436.00 | 634,241.00 | 796,948.00 | 1,015,231.00 |
| 173153 | 173153 | 001 | 7000 | AR UNBIL REV:CAP RECOV RECOUP | - | - | - | - | - | - | - |
| | 173155 | 001 | 7000 | A/R: UNBILLED QCPAC RECOUPMENT | - | - | - | - | 203,093.99 | 178,246.90 | 137,364.48 |
| 173200 | 173200 | 001 | 7000 | A/R: UNBILLED WATER REV-RECOUP | - | - | - | - | - | - | - |
| 173300 | 173300 | 001 | 7000 | A/R: UNBILLED WATER REV-RECOUP 2017 | 285.35 | 285.35 | 285.35 | 936,670.74 | 936,670.74 | 936,670.74 | 936,670.74 |
| | | | | | 740,145.35 | 673,085.35 | 690,819.35 | 1,667,106.74 | 1,774,005.73 | 1,911,865.64 | 2,089,266.22 |
| | | | | Inventory & Supplies | | | | | | | |
| 151000 | 151000 | 001 | 7000 | INVENTORY | - | - | - | - | - | - | - |
| 151101 | 151101 | 001 | 7000 | INVENTORY: METERS - PEU | - | - | - | - | - | - | - |
| 151400 | 151400 | 001 | 7000 | INVENTORY: CHEMICALS | - | - | - | - | - | - | - |
| | | | | Prepaid Expenses & Other | | | | | | | |
| 162100 | 162100 | 001 | 7000 | PREPAID INSURANCE | 366.76 | 866.76 | 23,871.31 | 17,500.17 | 33,756.87 | 35,172.45 | 36,588.03 |
| 162300 | 162300 | 001 | 7000 | PREPAID PROPERTY TAXES | - | - | - | - | - | - | - |
| 162700 | 162700 | 001 | 7000 | PREPAID EXPENSES | 8,434.98 | 7,005.81 | 9,875.64 | 4,987.47 | 3,628.30 | 19,178.13 | 13,939.96 |
| 163310 | 163310 | 001 | 7000 | PREPAID PROPERTY TAXES | 258,955.76 | 174,344.47 | 87,172.18 | - | - | - | 248,000.59 |
| | | | | | 232,975.89 | 182,217.04 | 120,919.13 | 22,487.64 | 37,385.17 | 54,350.58 | 298,528.58 |
| 233500 | 233500 | 001 | 7000 | INTERCO PAY/REC: PEU/PWS | 4,599.22 | 4,600.18 | 5,778.34 | 5,779.54 | 5,781.95 | 5,787.08 | 5,796.60 |
| | 233550 | 001 | 7000 | AP INTERCO PAY/REC: PEU/PWS | - | - | - | - | - | 737.77 | 737.77 |
| 233800 | 233800 | 001 | 7000 | AP INTERCO PAY/REC: PEU/PAC | 22,238.22 | 22,238.22 | 22,553.62 | 23,413.43 | 23,821.55 | 26,690.44 | 31,076.56 |
| | | | | | 26,837.44 | 26,838.40 | 28,331.96 | 29,192.97 | 29,603.50 | 33,215.29 | 37,610.93 |

| | | | | | | | | | | | |
|--------|--------|-----|------|---|---------------------|---------------------|---------------------|---------------------|---------------------|---------------------|---------------------|
| | | | | Total Current Assets | 2,678,010.01 | 2,244,671.78 | 2,427,284.47 | 3,348,394.63 | 3,214,626.73 | 4,206,475.87 | 5,055,487.14 |
| | | | | | 2,704,847.45 | | | | | | |
| | | | | Other Assets | | | | | | | |
| | | | | Abandoned Property | | | | | | | |
| 182200 | 182200 | 001 | 7000 | ABANDONED 8" MAIN -RANGE RD | - | - | - | - | - | - | - |
| 182400 | 182400 | 001 | 7000 | ABAND PUMP STA: SPRINGWOOD HLS | - | - | - | - | - | - | - |
| | | | | | | | | | | | |
| | | | | Other Deferred Charges | | | | | | | |
| 186000 | 186000 | 001 | 7000 | PHASE II & V WAIVER - NC | - | - | - | - | - | - | - |
| 186100 | 186100 | 001 | 7000 | ACQUISITION PREMIUM - MARA | 6,922,211.56 | 6,903,382.82 | 6,883,983.48 | 6,864,584.14 | 6,845,184.80 | 6,825,785.47 | 6,806,386.13 |
| 186130 | 186130 | 001 | 7000 | SERGEANT WOODS-NEWTON, NH | - | - | - | - | - | - | - |
| 186175 | 186175 | 001 | 7000 | CROSS CONNECTION SURVEY-PEU | - | - | - | - | - | - | - |
| 186195 | 186195 | 001 | 7000 | SPRUCE POND-WINDHAM NH-ACQUIST | - | - | - | - | - | - | - |
| 186200 | 186200 | 001 | 7000 | CLEAN/DISPOSE OF TANK SLUDGE | - | - | - | - | - | - | - |
| 186205 | 186205 | 001 | 7000 | PELHAM WATER SUPPLY STUDY | - | - | - | - | - | - | - |
| 186210 | 186210 | 001 | 7000 | LAKES REGION WATER CO-ACQUISIT | - | - | - | - | - | - | - |
| 186215 | 186215 | 001 | 7000 | WINNISQUAM VILLAGE CONDO'S | - | - | - | - | - | - | - |
| 186220 | 186220 | 001 | 7000 | DANIELS LAKE ACQ - WEARE, NH | - | - | - | - | - | - | - |
| 186230 | 186230 | 001 | 7000 | FREEDOM VILLAGE ACQUISITION | - | - | - | - | - | - | - |
| 186240 | 186240 | 001 | 7000 | SARBANES-OXLEY | - | - | - | - | - | - | - |
| 186250 | 186250 | 001 | 7000 | BIRCH HILL GIARDIA SUIT | - | - | - | - | - | - | - |
| 186260 | 186260 | 001 | 7000 | NORTH CONWAY LAND SALE | - | - | - | - | - | - | - |
| 186265 | 186265 | 001 | 7000 | ABATEMENT | 6,837.59 | 6,837.59 | 6,837.59 | 6,837.59 | 6,837.59 | 6,837.59 | 6,837.59 |
| 186266 | 186266 | 001 | 7000 | ABATEMENT | - | - | - | - | - | - | - |
| 186267 | 186267 | 001 | 7000 | LITCHFIELD WHOLESALE WATER SUPPLY CONTRACT FEES | 4,152.28 | 4,131.31 | 4,110.34 | 4,089.37 | 4,068.40 | 4,047.43 | 4,026.46 |
| 186270 | 186270 | 001 | 7000 | LONDONDERRY VULNERABILITY STUDY | - | - | - | - | - | - | - |
| 186271 | 186271 | 001 | 7000 | LONDONDERRY CORE RE-CHLORIMATION | 12,320.58 | 12,172.14 | 12,023.70 | 11,875.26 | 11,726.82 | 11,578.38 | 11,429.94 |
| 186272 | 186272 | 001 | 7000 | LONDONDERRY RRA AND ERP | 2,432.49 | 2,403.18 | 2,373.87 | 2,344.56 | 2,315.25 | 2,285.94 | 2,256.63 |
| 186280 | 186280 | 001 | 7000 | LITCHFIELD VULNERABILITY STUDY | - | - | - | - | - | - | - |
| 186280 | 186280 | 001 | 7000 | GRANT AVAILABILITY STUDY - NC | - | - | - | - | - | - | - |
| 186281 | 186281 | 001 | 7000 | LITCHFIELD RRA AND ERP | 4,861.60 | 4,861.60 | 4,861.60 | 4,861.60 | 4,861.60 | 4,861.60 | 4,861.60 |
| 186300 | 186300 | 001 | 7000 | WINDHAM WATER SUPPLY STUDY | - | - | - | - | - | - | - |
| 186310 | 186310 | 001 | 7000 | W&E WATER SYSTEM SUPPLY STUDY | 7,982.07 | 7,964.14 | 7,930.67 | 7,897.20 | 7,863.73 | 7,830.26 | 7,796.79 |
| 186311 | 186311 | 001 | 7000 | MSDC W&E INTERCONNECTION | 116,737.69 | 116,475.38 | 115,985.99 | 115,496.60 | 115,007.21 | 114,517.82 | 114,028.43 |
| 186325 | 186325 | 001 | 7000 | BEAVER HOLLOW TANK CLEANING | - | - | - | - | - | - | - |
| 186360 | 186360 | 001 | 7000 | W&E WATER SUPPLY STUDY | 1,065.79 | 1,043.13 | 1,020.47 | 997.81 | 975.15 | 952.49 | 929.83 |
| 186370 | 186370 | 001 | 7000 | LOCKE LAKE WELL/GROUNDWATER STUDY | 15,382.39 | 15,182.45 | 14,982.50 | 14,782.56 | 14,582.61 | 14,382.66 | 14,182.72 |
| 186375 | 186375 | 001 | 7000 | AIRSTRIIP STATION UPGRADE STUDY | 15,837.38 | 15,767.62 | 15,697.86 | 15,628.10 | 15,558.34 | 15,488.58 | 15,418.82 |
| 186380 | 186380 | 001 | 7000 | RATE CASE EXPENSE: 2007 | - | - | - | - | - | - | - |
| 186400 | 186400 | 001 | 7000 | RATE CASE EXP: NORTH COUNTRY | - | - | - | - | - | - | - |
| 186410 | 186410 | 001 | 7000 | RATE CASE EXPENSE: 2012 | - | - | - | - | - | - | - |
| 186415 | 186415 | 001 | 7000 | RATE CASE EXPENSE: 2017 | - | - | - | - | - | - | - |
| 186416 | 186416 | 001 | 7000 | RATE CASE EXPENSE: 2019 | 105,944.69 | 114,461.19 | 114,461.19 | 118,358.69 | 118,358.69 | 120,931.98 | 121,131.98 |
| 186420 | 186420 | 001 | 7000 | LOCKE LAKE LEAK DETECTION | - | - | - | - | - | - | - |
| 186500 | 186500 | 001 | 7000 | MANCHESTER SRCE DEV CHARGE:LY | 458,618.33 | 454,787.20 | 450,956.11 | 447,124.97 | 443,293.87 | 439,462.77 | 435,631.64 |
| 186510 | 186510 | 001 | 7000 | MSCD: MAPLE HILLS - DERRY | 20,119.77 | 19,844.01 | 19,568.25 | 19,292.49 | 19,016.73 | 18,740.97 | 18,465.21 |
| 186675 | 186675 | 001 | 7000 | WEB SITE UPGRADE 2006 | - | - | - | - | - | - | - |
| 186680 | 186680 | 001 | 7000 | WEB-SITE UPGRADE 2011 | - | - | - | - | - | - | - |
| 186700 | 186700 | 001 | 7000 | N CONWAY WATER INTERCONNECT | 36,508.17 | 36,007.78 | 35,507.39 | 35,007.00 | 34,506.61 | 34,006.22 | 33,505.83 |
| 186701 | 186701 | 001 | 7000 | N CONWAY WATER PREC-BUY IN FEE | 807.91 | 796.85 | 785.78 | 774.72 | 763.65 | 752.59 | 741.52 |
| 186710 | 186710 | 001 | 7000 | SKYVIEW ESTATES - PELHAM | 3,308.80 | 3,308.80 | 3,308.80 | 3,308.80 | 3,308.80 | 3,308.80 | 3,308.80 |
| 186720 | 186720 | 001 | 7000 | BOW HIGHLANDS, BOW NH-ACQUISIT | 1,711.88 | 1,683.34 | 1,654.81 | 1,626.25 | 1,597.74 | 1,569.23 | 1,540.67 |
| 186730 | 186730 | 001 | 7000 | CO-BANK DEFERRED PATRONAGE | 212,825.39 | 212,825.39 | 212,825.39 | 245,989.27 | 245,989.27 | 245,989.27 | 245,989.27 |
| 186750 | 186750 | 001 | 7000 | CO-BANK DEFERRED PATRONAGE | - | - | - | - | - | - | - |

| | | | | | | | | | | | |
|--------|--------|-----|------|---|------------------------|------------------------|-----------------------|-----------------------|-----------------------|-----------------------|-----------------------|
| | | | | | 7,949,666.36 | 7,933,935.92 | 7,908,875.79 | 7,920,876.98 | 7,895,816.86 | 7,873,330.05 | 7,848,469.86 |
| 188100 | 188100 | 001 | 7000 | ACQUISITION PREMIUM - MARA | - | - | - | - | - | - | - |
| | | | | Unamortized Debt Expense | | | | | | | |
| 181000 | 181000 | 001 | 7000 | UNAMORTIZED DEBT EXPENSE | 229,259.83 | 228,367.67 | 226,792.95 | 224,922.05 | 224,843.15 | 224,960.25 | 223,117.35 |
| | | | | Total Other Assets | 8,178,926.19 | 8,162,303.59 | 8,135,668.74 | 8,145,799.03 | 8,120,660.01 | 8,098,290.30 | 8,071,587.21 |
| | | | | Total Assets | 71,685,986.04 | 71,139,512.53 | 71,258,853.61 | 72,222,546.99 | 72,017,334.05 | 73,012,633.54 | 74,010,788.11 |
| | | | | Equity and Liabilities | | | | | | | |
| | | | | Shareholder's Equity | | | | | | | |
| 201100 | 201100 | 001 | 7000 | COMMON STOCK | (100.00) | (100.00) | (100.00) | (100.00) | (100.00) | (100.00) | (100.00) |
| 211000 | 211000 | 001 | 7000 | ADDITIONAL PAID IN CAPITAL | (10,729,278.88) | (10,729,278.88) | (9,987,871.69) | (9,987,871.69) | (9,987,871.69) | (9,987,871.69) | (9,987,871.69) |
| 438000 | 438000 | 001 | 7000 | DIVIDENDS: COMMON STOCK | - | - | - | - | - | - | - |
| 219000 | 219000 | 001 | 7000 | OTHER COMPREHENSIVE INCOME | 173,775.60 | 155,914.20 | 150,144.00 | 99,157.80 | 71,749.80 | 83,320.80 | 61,797.00 |
| | | | | | (10,555,603.28) | (10,573,464.68) | (9,837,827.69) | (9,888,813.89) | (9,916,221.89) | (9,904,650.89) | (9,926,174.69) |
| 215500 | 215500 | 001 | 7000 | RETAINED EARNINGS BEG - PEU | 2,517,637.52 | 2,479,920.01 | 2,479,920.01 | 2,479,920.01 | 2,479,920.01 | 2,479,920.01 | 2,479,920.01 |
| | | | | Net Profit or Loss | (37,717.51) | 152,562.33 | 216,780.63 | (444,698.80) | (482,805.85) | (494,148.10) | (712,440.84) |
| | | | | Total Equity | (8,075,683.27) | (7,940,982.34) | (7,141,127.05) | (7,853,592.68) | (7,919,107.73) | (7,918,878.98) | (8,158,695.52) |
| 221000 | 221000 | 001 | 7000 | LONG TERM DEBT: BONDS & NOTES | - | - | - | - | - | - | - |
| 221002 | 221002 | 001 | 7000 | LTD - SRF LOAN: GREEN HILLS | (33,687.50) | (32,243.75) | (30,800.00) | (29,356.25) | (27,912.50) | (26,468.75) | (25,025.00) |
| 221003 | 221003 | 001 | 7000 | LTD-SRF LOAN PELHAM TANK PROJ | (145,998.75) | (143,159.94) | (140,312.88) | (137,457.54) | (134,593.91) | (131,721.95) | (128,841.65) |
| 221004 | 221004 | 001 | 7000 | LTD-SRF LOAN: MAPLE HILLS | (262,326.00) | (259,686.00) | (257,039.00) | (254,386.00) | (251,726.00) | (249,060.00) | (246,387.00) |
| 221005 | 221005 | 001 | 7000 | LTD - SRF LOAN/BIRCH HILL | (930,094.47) | (922,453.64) | (914,794.57) | (907,117.22) | (899,421.54) | (891,707.50) | (883,975.05) |
| 221006 | 221006 | 001 | 7000 | LTD - SRF LOAN/LOCKE LAKE | (75,936.38) | (74,907.38) | (73,879.38) | (72,851.38) | (71,824.38) | (70,798.38) | (69,773.38) |
| 221007 | 221007 | 001 | 7000 | LTD - SRF LOAN/LOCKE LAKE 2011 | (124,831.43) | (124,121.76) | (123,407.81) | (122,689.57) | (121,967.04) | (121,240.21) | (120,509.06) |
| 221008 | 221008 | 001 | 7000 | LTD/SRF LOAN: LIBERTY TREE | (199,690.00) | (198,793.00) | (197,890.00) | (196,982.00) | (196,068.00) | (195,148.00) | (194,223.00) |
| 221009 | 221009 | 001 | 7000 | LTD/SRF LOAN: LOCKE LAKE 2012 | (244,889.79) | (243,282.13) | (241,670.83) | (240,055.87) | (238,437.25) | (236,814.97) | (235,189.01) |
| 221010 | 221010 | 001 | 7000 | LTD: COBANK 4.5M LOAN | (2,030,679.58) | (2,030,679.58) | (2,028,610.30) | (1,969,996.20) | (1,969,996.20) | (1,967,862.43) | (1,909,164.90) |
| 221011 | 221011 | 001 | 7000 | LTD: COBANK 1.7M LOAN | (1,059,563.20) | (1,052,718.73) | (1,045,852.93) | (1,038,650.22) | (1,031,740.56) | (1,024,706.00) | - |
| 221012 | 221012 | 001 | 7000 | LTD: COBANK 925K LOAN | (582,722.04) | (579,096.02) | (575,456.73) | (571,600.32) | (567,933.60) | (564,186.41) | (560,492.56) |
| 221013 | 221013 | 001 | 7000 | LTD: LOCKE LAKE 2012-PHASE2 | (274,753.75) | (273,213.78) | (271,670.33) | (270,123.37) | (268,572.91) | (267,018.93) | (265,461.43) |
| 221014 | 221014 | 001 | 7000 | LTD: LOCKE LAKE-WINWOOD & MONROE | (283,262.33) | (281,813.26) | (280,360.91) | (278,905.27) | (277,446.32) | (275,984.07) | (274,518.50) |
| 221015 | 221015 | 001 | 7000 | LTD: SRF LOAN/HICKORY & AVERY | (304,109.04) | (302,506.71) | (300,900.89) | (299,291.56) | (297,678.73) | (296,062.38) | (294,442.51) |
| 221016 | 221016 | 001 | 7000 | LTD: SRF LOAN/W&E MAIN REPLACEMENT | (749,834.85) | (745,998.69) | (742,154.17) | (738,301.26) | (734,439.95) | (730,570.23) | (726,692.08) |
| 221017 | 221017 | 001 | 7000 | LTD: SRF LOAN-HARDWOOD TREATMENT | (415,970.24) | (413,803.36) | (411,632.02) | (409,456.22) | (407,275.96) | (405,091.21) | (402,901.98) |
| 221018 | 221018 | 001 | 7000 | LTD: COBANK 625K LOAN | (505,804.85) | (504,295.14) | (502,779.06) | (501,051.28) | (499,521.51) | (497,917.29) | (496,374.29) |
| 221019 | 221019 | 001 | 7000 | LTD: SRF/LOCKE LAKE-WINWOOD & MONROE PHASE II | (296,917.70) | (295,414.70) | (293,908.70) | (292,399.70) | (290,887.70) | (289,372.70) | (287,854.70) |
| 221020 | 221020 | 001 | 7000 | LTD: COBANK 1.25M PORTION OF 2.2M LOAN | (1,058,282.27) | (1,055,330.54) | (1,052,368.13) | (1,049,026.68) | (1,046,041.47) | (1,042,923.43) | (1,039,916.15) |
| 221021 | 221021 | 001 | 7000 | LTD: SRF/LOCKE LAKE-VARNEY ROAD | (1,159,057.22) | (1,153,404.58) | (1,147,742.70) | (1,142,071.58) | (1,136,391.19) | (1,130,701.53) | (1,125,002.57) |
| 221022 | 221022 | 001 | 7000 | LTD: COBANK 950K PORTION OF 2.2M LOAN | (814,738.46) | (812,628.83) | (810,510.43) | (808,056.99) | (805,919.57) | (803,665.14) | (801,509.46) |
| 221023 | 221023 | 001 | 7000 | LTD: SRF/BRADY AVE | (466,019.49) | (464,991.32) | (463,960.82) | (462,927.99) | (461,892.82) | (460,855.30) | (459,815.44) |
| 221024 | 221024 | 001 | 7000 | LTD: SRF/MERRIMACK RIVER CROSSING | (2,062,333.64) | (2,053,606.33) | (2,044,864.76) | (2,036,108.92) | (2,027,338.77) | (2,018,554.30) | (2,009,755.48) |
| 221025 | 221025 | 001 | 7000 | LTD: COBANK 350K LOAN | (315,697.47) | (315,015.61) | (314,330.62) | (313,502.88) | (312,810.95) | (312,069.53) | (311,371.02) |
| 221026 | 221026 | 001 | 7000 | LTD: SRF/HILLCREST ROAD | (207,992.60) | (207,112.42) | (206,230.80) | (205,347.74) | (204,463.24) | (203,577.30) | (202,689.91) |
| 221027 | 221027 | 001 | 7000 | LTD: SRF/LOCKE LAKE GEORGETOWN MAIN | (1,045,968.84) | (1,043,687.65) | (1,041,402.62) | (1,039,113.77) | (1,036,821.09) | (1,034,524.57) | (1,032,224.21) |

| | | | | | | | | | | | |
|--------|--------|--------|------|---|---|------------------------|------------------------|------------------------|------------------------|------------------------|------------------------|
| 221028 | 221028 | 001 | 7000 | LTD: SRF/LOCKE LAKE AIRSTRIP WELL INTERCONN | (535,624.85) | (534,103.31) | (532,580.84) | (531,057.43) | (529,533.10) | (528,007.84) | (526,481.64) |
| 221029 | 221029 | 001 | 7000 | LTD: SRF/LOCKE LAKE SURFACE WATER SUPPLY | (1,852,062.53) | (1,846,801.42) | (1,841,537.08) | (1,836,269.51) | (1,830,998.72) | (1,825,724.73) | (1,820,447.52) |
| 221030 | 221030 | 001 | 7000 | LTD: COBANK 1.153M LOAN T9 | (1,062,610.14) | (1,060,245.50) | (1,057,871.94) | (1,055,103.31) | (1,052,710.36) | (1,050,180.30) | (1,047,768.78) |
| 221031 | 221031 | 001 | 7000 | LTD: COBANK LOAN T10 | (761,461.65) | (759,831.43) | (758,195.62) | (756,302.73) | (754,654.83) | (752,917.85) | (751,258.35) |
| 221032 | 221032 | 001 | 7000 | LTD: COBANK LOAN T11 | (1,104,842.31) | (1,102,674.04) | (1,100,497.96) | (1,097,930.72) | (1,095,737.57) | (1,093,409.29) | (1,091,199.87) |
| 221033 | 221033 | 001 | 7000 | LTD: COBANK LOAN T12 | (2,488,616.02) | (2,483,839.50) | (2,479,045.50) | (2,473,355.96) | (2,468,523.60) | (2,463,382.13) | (2,458,513.26) |
| | 221034 | 001 | 7000 | LTD: COBANK LOAN T13 | - | - | - | - | - | - | - |
| 221052 | 221052 | 001 | 7000 | FORGIVABLE DEBT: GREEN HILLS | (10,185.50) | (9,702.24) | (9,218.98) | (8,735.72) | (8,252.46) | (7,769.20) | (7,285.94) |
| 221056 | 221056 | 001 | 7000 | FORGIVABLE DEBT: LOCKE LAKE | (27,572.16) | (27,258.84) | (26,945.52) | (26,632.20) | (26,318.88) | (26,005.56) | (25,692.24) |
| 221057 | 221057 | 001 | 7000 | FORGIVABLE DEBT:LOCKE LKE 2011 | (62,259.65) | (61,757.56) | (61,255.47) | (60,753.38) | (60,251.29) | (59,749.20) | (59,247.11) |
| 221058 | 221058 | 001 | 7000 | FORGIVABLE DEBT:LIBERTY TREE | (85,523.39) | (84,937.62) | (84,351.85) | (83,766.08) | (83,180.31) | (82,594.54) | (82,008.77) |
| 221059 | 221059 | 001 | 7000 | FORGIVABLE LTD:LOCKE LAKE 2012 | - | - | - | - | - | - | - |
| 221060 | 221060 | 001 | 7000 | FORGIVABLE LTD: BRADY AVE | (55,523.37) | (55,348.77) | (55,174.17) | (54,999.57) | (54,824.97) | (54,650.37) | (54,475.77) |
| 221061 | 221061 | 001 | 7000 | FORGIVABLE LTD: LOCKE LAKE GEORGETOWN | (197,890.05) | (197,316.46) | (196,742.87) | (196,169.28) | (195,595.69) | (195,022.10) | (194,448.51) |
| 221062 | 221062 | 001 | 7000 | FORGIVABLE LTD: LOCKE LAKE AIRSTRIP WELL | (102,264.48) | (101,968.06) | (101,671.64) | (101,375.22) | (101,078.80) | (100,782.38) | (100,485.96) |
| 221063 | 221063 | 001 | 7000 | FORGIVABLE LTD: LOCKE LAKE SURFACE WATER | (353,606.03) | (352,581.08) | (351,556.13) | (350,531.18) | (349,506.23) | (348,481.28) | (347,456.33) |
| | 223206 | 001 | 7000 | NOTE PAYABLE- PCP 2018 1.7M LOAN | (1,534,638.08) | (1,531,371.96) | (1,528,097.13) | (1,524,813.57) | (1,521,521.25) | (1,518,220.15) | (1,514,910.25) |
| | 223207 | 001 | 7000 | NOTE PAYABLE - PCP 2018 1.1M LOAN | (1,043,889.59) | (1,041,667.92) | (1,039,440.32) | (1,037,206.78) | (1,034,967.28) | (1,032,721.81) | (1,030,470.35) |
| | | | | Long Term Debt | (26,929,731.69) | (26,835,370.56) | (26,738,714.41) | (26,581,830.42) | (26,486,778.50) | (26,388,221.24) | (25,216,260.99) |
| | | | | Current Liabilities | | | | | | | |
| | 221100 | 221100 | 001 | 7000 | CURRENT PORTION LONG TERM DEBT | - | - | - | - | - | - |
| | 232100 | 221102 | 001 | 7000 | CURR PORTION LTD:GREEN HILLS | (756,841.65) | (17,325.00) | (17,325.00) | (17,325.00) | (17,325.00) | (17,325.00) |
| | 221102 | 221103 | 001 | 7000 | CURR PORTION LTD:PELHAM TANK | (17,325.00) | (33,527.92) | (33,625.37) | (33,723.11) | (33,821.12) | (33,919.42) |
| | 221103 | 221104 | 001 | 7000 | CURR PORTION LTD:MAPLE HILLS | (33,430.75) | (31,259.00) | (31,336.00) | (31,413.00) | (31,490.00) | (31,567.00) |
| | 221104 | 221105 | 001 | 7000 | CURRENT PORTION LTD:BIRCH HILL | (31,183.00) | (90,498.78) | (90,714.77) | (90,931.28) | (91,148.30) | (91,365.84) |
| | 221105 | 221106 | 001 | 7000 | CURR PORT LTD:LOCKE LAKE 2007 | (90,283.31) | (12,376.00) | (12,371.00) | (12,366.00) | (12,360.00) | (12,354.00) |
| | 221106 | 221107 | 001 | 7000 | CURR PORT LTD:LOCKE LAKE 2011 | (12,380.00) | (8,236.16) | (8,286.93) | (8,337.81) | (8,388.79) | (8,439.87) |
| | 221107 | 221108 | 001 | 7000 | CURR PORTION LTD:LIBERTY TREE | (8,185.49) | (10,395.00) | (10,462.00) | (10,529.00) | (10,596.00) | (10,664.00) |
| | 221108 | 221109 | 001 | 7000 | CURR PORT LTD:LOCKE LAKE 2012 | (10,328.00) | (19,053.71) | (19,096.90) | (19,140.19) | (19,183.58) | (19,227.06) |
| | 221109 | 221110 | 001 | 7000 | CURR PORT LTD:COBANK 4.5M LOAN | (19,010.62) | (236,489.68) | (238,558.96) | (238,558.96) | (238,558.96) | (240,692.73) |
| | 221110 | 221111 | 001 | 7000 | CURR PORT LTD:COBANK 1.7M (T4) | (236,489.68) | (81,510.84) | (81,764.92) | (81,995.14) | (82,250.74) | (82,498.48) |
| | 221111 | 221112 | 001 | 7000 | CURR PORT LTD:COBANK 925K (T3) | (81,257.54) | (43,142.91) | (43,300.80) | (43,443.93) | (43,602.92) | (43,757.35) |
| | 221112 | 221113 | 001 | 7000 | CURR PORT LTD:SRF LOCKE LAKE-DAM SITE #2 | (42,985.59) | (18,251.46) | (18,292.83) | (18,334.30) | (18,375.85) | (18,417.51) |
| | 221113 | 221114 | 001 | 7000 | CURR PORT LTD:LOCKE LAKE W & M | (18,210.18) | (17,174.16) | (17,213.08) | (17,252.09) | (17,291.20) | (17,330.39) |
| | 221114 | 221115 | 001 | 7000 | CURR PORT LTD:HICKORY & AVERY | (17,135.32) | (18,999.60) | (19,041.01) | (19,082.53) | (19,124.12) | (19,165.81) |
| | 221115 | 221116 | 001 | 7000 | CURR PORT LTD:W&E MAIN REPLACEMENT | (18,958.27) | (45,487.15) | (45,586.31) | (45,685.69) | (45,785.29) | (45,885.11) |
| | 221116 | 221117 | 001 | 7000 | CURR PORT LTD:HARDWOOD TREATMENT | (45,388.21) | (25,711.65) | (25,764.44) | (25,817.34) | (25,870.34) | (25,923.46) |
| | 221117 | 221118 | 001 | 7000 | CURR PORT LTD: COBANK 625K LOAN | (25,658.98) | (18,185.17) | (18,261.90) | (18,331.49) | (18,408.84) | (18,484.01) |
| | 221118 | 221119 | 001 | 7000 | CURR PORT LTD: LOCKE LAKE-WINWOOD & MONROE PHASE II | (18,108.76) | (17,834.00) | (17,871.00) | (17,908.00) | (17,945.00) | (17,982.00) |
| | 221119 | 221120 | 001 | 7000 | CURRENT PORTION LTD:COBANK 1.25M PORTION OF 2.2M L | (17,797.00) | (35,592.09) | (35,720.81) | (35,837.49) | (35,967.10) | (36,092.98) |
| | 221120 | 221121 | 001 | 7000 | CURRENT PORTION LTD:SRF/LOCKE LAKE-VARNEY ROAD | (35,463.84) | (67,226.64) | (67,336.45) | (67,446.43) | (67,556.60) | (67,666.94) |
| | 221121 | 221122 | 001 | 7000 | CURRENT PORTION LTD:COBANK 950K PORTION OF 2.2M L | (67,117.02) | (25,509.38) | (25,615.48) | (25,711.71) | (25,818.65) | (25,922.57) |
| | 221122 | 221123 | 001 | 7000 | CURRENT PORTION LTD: SRF/BRADY AVE | (25,403.72) | (12,185.19) | (12,212.93) | (12,240.71) | (12,268.53) | (12,296.40) |
| | 221123 | 221124 | 001 | 7000 | CURRENT PORTION LTD: SRF/MERRIMACK RIVER CROSSING | (12,157.49) | (103,793.57) | (103,963.10) | (104,132.90) | (104,302.99) | (104,473.35) |
| | 221124 | 221125 | 001 | 7000 | CURRENT PORTION LTD: COBANK 350K LOAN | (103,624.32) | (8,304.27) | (8,342.39) | (8,376.97) | (8,415.42) | (8,452.80) |
| | 221125 | 221126 | 001 | 7000 | CURRENT PORTION LTD: SRF/HILLCREST ROAD | (8,266.32) | (10,467.93) | (10,485.03) | (10,502.16) | (10,519.31) | (10,536.49) |
| | 221126 | 221127 | 001 | 7000 | CURRENT PORTION LTD: SRF/LOCKE LAKE GEORGETOWN MAIN | (10,450.86) | (27,122.95) | (27,168.62) | (27,214.32) | (27,260.06) | (27,305.85) |
| | 221127 | 221128 | 001 | 7000 | CURRENT PORTION LTD: SRF/LOCKE LAKE AIRSTRIP WELL INTERCONN | (27,077.35) | (18,196.44) | (18,207.73) | (18,219.02) | (18,230.28) | (18,241.52) |
| | 221128 | 221129 | 001 | 7000 | CURRENT PORTION LTD: SRF/LOCKE LAKE SURFACE WATER SUPPLY | (18,185.13) | (62,918.87) | (62,957.93) | (62,996.94) | (63,035.89) | (63,074.77) |
| | 221129 | 221130 | 001 | 7000 | CURRENT PORTION LTD: COBANK 1.153M LOAN T9 | (62,879.75) | (28,698.11) | (28,806.35) | (28,904.48) | (29,013.50) | (29,119.40) |
| | 221130 | 221131 | 001 | 7000 | CURRENT PORTION LTD: COBANK LOAN T10 | (28,590.28) | (19,787.06) | (19,854.88) | (19,916.35) | (19,984.60) | (20,050.88) |
| | 221131 | 221132 | 001 | 7000 | CURRENT PORTION LTD: COBANK LOAN T11 | (19,719.48) | (26,405.89) | (26,500.94) | (26,587.09) | (26,682.79) | (26,775.75) |
| | 221132 | 221133 | 001 | 7000 | CURRENT PORTION LTD: COBANK LOAN T12 | (26,311.19) | (58,228.31) | (58,441.41) | (58,634.59) | (58,849.17) | (59,057.60) |
| | 221133 | 221134 | 001 | 7000 | CURRENT PORTION LTD: COBANK LOAN T13 | (58,015.98) | - | - | - | - | - |
| | 221152 | 221152 | 001 | 7000 | FORGIVABLE DEBT:STD GREENHILLS | (5,799.12) | (5,799.12) | (5,799.12) | (5,799.12) | (5,799.13) | (5,799.12) |

| | | | | | | | | | | | | |
|--------|--------|-----|------|--|-----------------------|-----------------------|-----------------------|-----------------------|-----------------------|-----------------------|------------------------|-------------|
| 221156 | 221156 | 001 | 7000 | FORGIVAB DEBT:STD LOCKLKE 2007 | (3,759.84) | (3,759.84) | (3,759.84) | (3,759.84) | (3,759.84) | (3,759.84) | (3,759.84) | (3,759.84) |
| 221157 | 221157 | 001 | 7000 | FORGIVABLE STD:LOCKE LAKE 2011 | (6,025.08) | (6,025.08) | (6,025.08) | (6,025.08) | (6,025.08) | (6,025.08) | (6,025.08) | (6,025.08) |
| 221158 | 221158 | 001 | 7000 | FORGIVABLE STD:LIBERTY TREE | (7,029.24) | (7,029.24) | (7,029.24) | (7,029.24) | (7,029.24) | (7,029.24) | (7,029.24) | (7,029.24) |
| 221160 | 221160 | 001 | 7000 | FORGIVABLE STD: BRADY AVE | (2,095.20) | (2,095.20) | (2,095.20) | (2,095.20) | (2,095.20) | (2,095.20) | (2,095.20) | (2,095.20) |
| 221161 | 221161 | 001 | 7000 | FORGIVABLE STD: LOCKE LAKE GEORGETOWN | (6,883.08) | (6,883.08) | (6,883.08) | (6,883.08) | (6,883.08) | (6,883.08) | (6,883.08) | (6,883.08) |
| 221162 | 221162 | 001 | 7000 | FORGIVABLE STD: LOCKE LAKE AIRSTRIP WELL | (3,557.04) | (3,557.04) | (3,557.04) | (3,557.04) | (3,557.04) | (3,557.04) | (3,557.04) | (3,557.04) |
| 221163 | 221163 | 001 | 7000 | FORGIVABLE STD: LOCKE LAKE SURFACE WATER | (12,299.40) | (12,299.40) | (12,299.40) | (12,299.40) | (12,299.40) | (12,299.40) | (12,299.40) | (12,299.40) |
| | | | | Current Portion of Long Term Debt | (2,051,668.08) | (1,297,342.89) | (1,301,935.27) | (1,304,344.02) | (1,306,878.95) | (1,311,514.34) | (2,331,814.41) | |
| | 184100 | 001 | 7000 | CLEARING ACCOUNT | (34,781.61) | (34,781.61) | (34,781.61) | (34,781.61) | (34,781.61) | (34,781.61) | (34,781.61) | (34,781.61) |
| 222000 | 222000 | 001 | 7000 | ACCOUNTS PAYABLE | - | - | - | - | - | - | - | - |
| 231000 | 231000 | 001 | 7000 | ACCOUNTS PAYABLE | (213,475.00) | (139,865.49) | (100,274.94) | (25,339.74) | (122,901.59) | (74,367.68) | (320,616.90) | |
| 231111 | 231111 | 001 | 7000 | A/P | (1,008.00) | (2,660.00) | (700.00) | - | (2,324.00) | - | (1,173.29) | |
| 231222 | 231222 | 001 | 7000 | ACCOUNTS PAYABLE - CWIP | (9,821.72) | (1,727.00) | (7,304.37) | (33,125.63) | (9,393.23) | (12,652.24) | (3,942.72) | |
| | 232100 | 001 | 7000 | FIXED ASSET LINE OF CREDIT | (756,841.65) | (756,841.65) | (756,841.65) | (756,841.65) | (756,841.65) | (756,841.65) | (756,841.65) | |
| 235200 | 235200 | 001 | 7000 | DEPOSIT - ESCROW | (24,000.00) | (24,000.00) | (24,000.00) | (24,000.00) | (24,000.00) | (24,000.00) | (24,000.00) | |
| 235300 | 235300 | 001 | 7000 | LITCHFIELD DEPOSIT | (64,368.79) | (64,368.79) | (64,368.79) | (64,368.79) | (64,368.79) | (64,368.79) | (64,368.79) | |
| 235350 | 235350 | 001 | 7000 | DEPOSITS - MERRIMACK SOURCE DEV | (122,988.63) | (124,179.63) | (125,370.63) | (126,561.63) | (127,752.63) | (189,073.63) | (201,560.63) | |
| | 235310 | 001 | 7000 | DEPOSITS - LONDONDERRY | - | - | - | - | - | - | - | |
| | 224100 | 001 | 7000 | OTHER LIABILITY: DERIVATIVE | (289,626.00) | (259,857.00) | (250,240.00) | (165,263.00) | (119,583.00) | (138,868.00) | (102,995.00) | |
| 236115 | 236115 | 001 | 7000 | LOCAL PROPERTY TAXES PAYABLE | - | (19,769.67) | (39,539.34) | (59,309.01) | (106,941.96) | (199,368.02) | - | |
| 236119 | 236119 | 001 | 7000 | ACCRUED TAXES | - | - | - | - | - | - | - | |
| 236116 | 236116 | 001 | 7000 | PUBLIC UTILITY TAX PAYABLE | - | - | - | - | - | - | - | |
| 237110 | 237110 | 001 | 7000 | ACCRUED INTEREST LTD | (11,891.55) | (23,582.97) | (33,829.43) | (11,476.29) | (22,273.59) | (33,754.59) | (10,779.00) | |
| 241300 | 241300 | 001 | 7000 | MISC CURRENT ACCRUED LIABILITY | (158,048.20) | (223,756.95) | (182,914.72) | (209,711.98) | (173,586.92) | (223,394.14) | (178,580.15) | |
| 241350 | 241350 | 001 | 7000 | ACCRUED LIABILITY - RETAINAGE | (52,445.06) | (27,401.78) | (21,864.31) | (3,000.00) | (8,350.00) | (13,968.46) | (32,832.21) | |
| | | | | | (1,739,296.21) | (1,702,792.54) | (1,642,029.79) | (1,513,779.33) | (1,573,098.97) | (1,765,438.81) | (1,732,471.95) | |
| 235250 | 235250 | 001 | 7000 | HARDSHIP CASES: CREDITS | - | - | - | - | - | - | - | (25.55) |
| 223202 | 223202 | 001 | 7000 | NOTE PAYABLE: PCP-2015 3M LOAN | - | - | - | - | - | - | - | - |
| 223203 | 223203 | 001 | 7000 | NOTE PAYABLE: PCP-2015 1M LOAN | - | - | - | - | - | - | - | - |
| 223212 | 223212 | 001 | 7000 | CURR PORT LTD: 3M PCP NP | - | - | - | - | - | - | - | - |
| 223213 | 223213 | 001 | 7000 | CURR PORT LTD: 1M PCP NP | - | - | - | - | - | - | - | - |
| 223216 | 223216 | 001 | 7000 | ST NOTE PAYABLE - PCP 2018 1.7M LOAN | (38,522.48) | (38,625.20) | (38,728.20) | (38,831.47) | (38,935.02) | (39,038.85) | (39,142.95) | |
| 223217 | 223217 | 001 | 7000 | ST NOTE PAYABLE - PCP 2018 1.1M LOAN | (26,203.69) | (26,273.56) | (26,343.62) | (26,413.87) | (26,484.31) | (26,554.94) | (26,625.76) | |
| 223800 | 223800 | 001 | 7000 | INTERCO LOAN NC-INTEGRATED | - | - | - | - | - | - | - | - |
| 233400 | 233400 | 001 | 7000 | INTERCO PAY/REC: PEU/TSC | - | - | - | - | - | - | - | - |
| 233500 | 233500 | 001 | 7000 | INTERCO PAY/REC: PEU/PWS | - | - | - | - | - | - | - | - |
| | 233550 | 001 | 7000 | AP INTERCO PAY/REC: PEU/PWS | - | - | - | - | - | - | - | - |
| 233600 | 233600 | 001 | 7000 | INTERCO PAY/REC: PEU/PAC | (6,977.97) | (6,974.79) | (6,971.58) | (6,968.24) | (6,961.30) | (6,946.05) | (6,914.06) | |
| 233700 | 233700 | 001 | 7000 | INTERCO PAY/REC: PEU/PWW | (1,969,584.59) | (2,407,646.15) | (2,655,981.77) | (2,985,148.97) | (3,209,281.38) | (3,524,451.27) | (3,755,974.52) | |
| 233800 | 233800 | 001 | 7000 | AP INTERCO PAY/REC: PEU/PAC | - | - | - | - | - | - | - | - |
| 233300 | 233300 | 001 | 7000 | INTERCO PAY/REC: PEU/PCP | (1,715,632.41) | (952,425.62) | (1,754,739.89) | (1,956,802.50) | (1,516,406.45) | (2,144,373.92) | (2,874,337.74) | |
| | | | | | (3,756,921.14) | (3,431,945.32) | (4,482,765.06) | (5,014,165.05) | (4,798,068.46) | (5,741,365.03) | (6,703,020.58) | |
| | | | | Total Current Liabilities | (9,018,326.40) | (6,432,080.75) | (7,426,730.12) | (7,832,288.40) | (7,678,046.38) | (8,818,318.18) | (10,767,306.94) | |
| | | | | | (7,547,885.43) | | | | | | | |
| 253000 | 253000 | 001 | 7000 | DEFERRED GAIN-GREEN HILLS SRF | - | - | - | - | - | - | - | - |
| 253001 | 253001 | 001 | 7000 | DEFERRED GAIN-LOCKE LAKE SRF | - | - | - | - | - | - | - | - |
| | | | | | - | - | - | - | - | - | - | - |
| 282200 | 282200 | 001 | 7000 | DEFERRED INCOME TAXES | (4,845,937.16) | (4,845,937.16) | (4,845,937.16) | (4,845,937.16) | (4,845,937.16) | (4,845,937.16) | (4,845,937.16) | |
| 282201 | 282201 | 001 | 7000 | DEFERRED INCOME TAX - SWAP | 115,850.40 | 103,942.80 | 100,096.00 | 66,105.20 | 47,833.20 | 55,547.20 | 41,198.00 | |
| 283100 | 283100 | 001 | 7000 | ACCUM DEF INC TAX - REG LIABILITY | (1,620,743.00) | (1,620,743.00) | (1,620,743.00) | (1,620,743.00) | (1,620,743.00) | (1,620,743.00) | (1,620,743.00) | |

| | | | | | | | | | | | |
|--------|--------|-----|------|---------------------------------------|------------------------|------------------------|------------------------|------------------------|------------------------|------------------------|------------------------|
| 271200 | 271200 | 001 | 7000 | CONTRIBUTIONS IN AID OF CONST | (21,852,650.03) | (21,863,792.58) | (21,924,306.77) | (21,936,040.84) | (21,939,506.68) | (21,944,212.08) | (21,948,597.35) |
| 271204 | 271204 | 001 | 7000 | CIAC: MAPLE HILLS GRANT | (102,101.65) | (102,101.65) | (102,101.65) | (102,101.65) | (102,101.65) | (102,101.65) | (107,030.22) |
| 271205 | 271205 | 001 | 7000 | CIAC: BIRCH HILLS GRANT | (145,991.15) | (145,991.15) | (145,991.15) | (145,991.15) | (145,991.15) | (145,991.15) | (145,991.15) |
| 271206 | 271206 | 001 | 7000 | CIAC: LOCKE LAKE GRANT | (19,214.65) | (19,214.65) | (19,214.65) | (19,214.65) | (19,214.65) | (19,214.65) | (20,057.66) |
| 271207 | 271207 | 001 | 7000 | DRINKING WATER GRANT FUNDS | (600,000.00) | (600,000.00) | (600,000.00) | (600,000.00) | (600,000.00) | (600,000.00) | (600,000.00) |
| 271250 | 271250 | 001 | 7000 | CIAC: LONDONDERRY/MWW CONN | (603,000.00) | (603,000.00) | (603,000.00) | (603,000.00) | (603,000.00) | (603,000.00) | (603,000.00) |
| 271300 | 271300 | 001 | 7000 | CIAC: SEASON LANE, LONDONDERRY | (15,400.00) | (15,400.00) | (15,400.00) | (15,400.00) | (15,400.00) | (15,400.00) | (15,400.00) |
| 271302 | 271302 | 001 | 7000 | CIAC: PELHAM | (84,300.00) | (84,300.00) | (84,300.00) | (84,300.00) | (84,300.00) | (84,300.00) | (84,300.00) |
| 271303 | 271303 | 001 | 7000 | CIAC: LITCHFIELD | (150,367.50) | (150,367.50) | (150,367.50) | (150,367.50) | (150,367.50) | (150,367.50) | (150,367.50) |
| 271304 | 271304 | 001 | 7000 | CIAC: BOW | (19,200.00) | (19,200.00) | (19,200.00) | (19,200.00) | (19,200.00) | (19,200.00) | (19,200.00) |
| 271305 | 271305 | 001 | 7000 | CIAC: LAKEVIEW FARMS - WINDHAM | (46,000.00) | (46,000.00) | (46,000.00) | (46,000.00) | (46,000.00) | (46,000.00) | (46,000.00) |
| 271325 | 271325 | 001 | 7000 | CIAC: MEADOWBROOK PUMP STATION | (18,900.00) | (18,900.00) | (18,900.00) | (18,900.00) | (18,900.00) | (18,900.00) | (18,900.00) |
| 271350 | 271350 | 001 | 7000 | CIAC: OAKWOOD | (36,000.00) | (36,000.00) | (36,000.00) | (36,000.00) | (36,000.00) | (36,000.00) | (36,000.00) |
| 271360 | 271360 | 001 | 7000 | CIAC: SMYTHE WOODS-HOOKSETT | (20,690.39) | (20,690.39) | (20,690.39) | (20,690.39) | (20,690.39) | (20,690.39) | (20,690.39) |
| 271370 | 271370 | 001 | 7000 | CIAC: W&E | (32,805.00) | (32,805.00) | (32,805.00) | (32,805.00) | (32,805.00) | (32,805.00) | (32,805.00) |
| 271380 | 271380 | 001 | 7000 | CIAC: FLETCHERS CORNER:ARSENIC | (68,650.00) | (68,650.00) | (68,650.00) | (68,650.00) | (68,650.00) | (68,650.00) | (68,650.00) |
| 271400 | 271400 | 001 | 7000 | CONTR IN AID OF CONST-DEV INST | (4,536,626.39) | (4,536,626.39) | (4,536,626.39) | (4,536,626.39) | (4,536,626.39) | (4,536,626.39) | (4,536,626.39) |
| | | | | | (28,351,896.76) | (28,363,039.31) | (28,423,553.50) | (28,435,287.57) | (28,438,753.41) | (28,443,458.81) | (28,453,615.66) |
| 272101 | 272101 | 001 | 7000 | RESERVE FOR AMORT OF CIAC:PEU | 4,751,580.17 | 4,794,697.79 | 4,837,855.63 | 4,881,027.04 | 4,924,198.93 | 4,967,376.63 | 5,010,573.16 |
| | | | | Total Deferred Credits | (29,538,447.88) | (29,931,078.88) | (29,952,282.03) | (29,954,835.49) | (29,933,401.44) | (29,887,215.14) | (29,868,524.66) |
| | | | | | (29,951,146.35) | | | | | | |
| | | | | Total Equity & Liabilities | (71,685,986.04) | (71,139,512.53) | (71,258,853.61) | (72,222,546.99) | (72,017,334.05) | (73,012,633.54) | (74,010,788.11) |
| | | | | | (72,504,446.74) | (71,139,512.53) | (71,258,853.61) | (72,222,546.99) | (72,017,334.05) | (73,012,633.54) | (74,010,788.11) |

| | 7 | 8 | 9 | 10 | 11 | 12 |
|----------------------|----------------------|----------------------|----------------------|----------------------|----------------------|---------------|
| | Jul-22 | Aug-22 | Sep-22 | Oct-22 | Nov-22 | Dec-22 |
| 4,449.76 | 4,449.76 | 4,449.76 | 4,449.76 | 4,449.76 | 4,449.76 | 4,449.76 |
| 510,178.38 | 510,178.38 | 510,178.38 | 510,178.38 | 510,178.38 | 510,178.38 | 510,178.38 |
| 506,360.37 | 506,360.37 | 506,360.37 | 506,360.37 | 506,360.37 | 506,360.37 | 506,136.61 |
| - | - | - | - | - | - | - |
| - | - | - | - | - | - | - |
| - | - | - | - | - | - | - |
| - | - | - | - | - | - | - |
| 100,335.00 | 100,335.00 | 100,335.00 | 100,335.00 | 100,335.00 | 100,335.00 | 100,335.00 |
| 114,018.40 | 114,018.40 | 114,018.40 | 114,018.40 | 114,018.40 | 114,018.40 | 112,695.42 |
| 25,000.00 | 25,000.00 | 25,000.00 | 25,000.00 | 25,000.00 | 25,000.00 | 25,000.00 |
| 1,260,341.91 | 1,260,341.91 | 1,260,341.91 | 1,260,341.91 | 1,260,341.91 | 1,260,341.91 | 1,258,795.17 |
| - | - | - | - | - | - | - |
| 3,064,967.79 | 3,064,967.79 | 3,064,967.79 | 3,064,967.79 | 3,064,967.79 | 3,064,967.79 | 3,064,967.79 |
| 2,504,707.30 | 2,504,707.30 | 2,504,707.30 | 2,504,707.30 | 2,504,707.30 | 2,504,707.30 | 2,504,707.30 |
| 14,695.12 | 14,695.12 | 14,695.12 | 14,695.12 | 14,695.12 | 14,695.12 | 14,695.12 |
| - | - | - | - | - | - | - |
| 1,892,205.18 | 1,892,205.18 | 1,892,205.18 | 1,892,205.18 | 1,996,532.62 | 1,996,532.62 | 1,908,180.97 |
| 247,354.68 | 247,354.68 | 247,354.68 | 247,354.68 | 247,354.68 | 254,774.72 | 247,925.45 |
| - | - | - | - | - | - | - |
| 537,831.09 | 537,831.09 | 537,831.09 | 537,831.09 | 537,831.09 | 537,831.09 | 537,831.09 |
| 2,210,735.05 | 2,210,735.05 | 2,210,735.05 | 2,210,735.05 | 2,210,735.05 | 2,207,527.23 | 2,210,488.29 |
| 370,576.25 | 376,373.79 | 376,373.79 | 376,373.79 | 376,373.79 | 376,373.79 | 379,481.22 |
| 671,298.74 | 671,298.74 | 671,298.74 | 671,298.74 | 671,298.74 | 671,298.74 | 671,298.74 |
| 11,514,371.20 | 11,520,168.74 | 11,520,168.74 | 11,520,168.74 | 11,624,496.18 | 11,628,708.40 | 11,539,575.97 |
| - | - | - | - | - | - | - |
| 834,049.31 | 834,049.31 | 834,049.31 | 834,049.31 | 834,049.31 | 834,049.31 | 834,023.21 |
| 1,709,498.96 | 1,709,498.96 | 1,709,498.96 | 1,709,498.96 | 1,709,498.96 | 1,714,455.35 | 1,705,541.86 |
| 348,380.16 | 348,380.16 | 353,107.94 | 357,685.29 | 357,685.29 | 363,290.19 | 348,780.16 |
| 18,636.91 | 18,636.91 | 18,636.91 | 18,636.91 | 18,636.91 | 18,636.91 | 18,636.91 |
| 27,862.52 | 27,862.52 | 27,862.52 | 27,862.52 | 27,862.52 | 27,862.52 | 27,762.76 |
| 4,175.71 | 4,175.71 | 4,175.71 | 4,175.71 | 4,175.71 | 4,175.71 | 4,175.71 |
| 834,119.16 | 834,119.16 | 834,119.16 | 834,119.16 | 834,119.16 | 834,119.16 | 831,961.08 |
| - | - | - | - | - | - | - |
| 1,848,969.29 | 1,848,969.29 | 1,848,969.29 | 1,848,969.29 | 1,876,697.66 | 1,892,942.09 | 1,854,484.76 |
| 17,123.56 | 17,123.56 | 17,123.56 | 17,123.56 | 17,123.56 | 17,123.56 | 17,123.56 |
| 5,642,815.58 | 5,642,815.58 | 5,647,543.36 | 5,652,120.71 | 5,679,849.08 | 5,706,654.80 | 5,642,490.01 |
| - | - | - | - | - | - | - |
| 2,153,207.36 | 2,153,207.36 | 2,153,207.36 | 2,153,207.36 | 2,153,207.36 | 2,153,207.36 | 2,153,207.36 |
| 394,999.52 | 394,999.52 | 394,999.52 | 394,999.52 | 394,999.52 | 394,999.52 | 394,999.52 |
| 1,355,828.87 | 1,355,828.87 | 1,355,828.87 | 1,355,828.87 | 1,355,828.87 | 1,354,751.85 | 1,355,408.52 |
| 5,826.93 | 5,826.93 | 5,826.93 | 5,826.93 | 5,826.93 | 4,369.36 | 5,714.81 |
| - | - | - | - | - | - | - |
| 18,373,695.68 | 18,373,695.68 | 18,373,695.68 | 18,373,695.68 | 18,373,695.68 | 18,373,695.68 | 18,370,537.88 |
| 3,026,824.29 | 3,026,824.29 | 3,026,824.29 | 3,026,824.29 | 3,026,824.29 | 3,445,215.77 | 3,058,998.93 |
| 5,158,840.29 | 5,158,840.29 | 5,158,840.29 | 5,158,840.29 | 5,132,067.64 | 5,129,110.87 | 5,154,951.98 |
| 11,211,333.23 | 11,211,333.23 | 11,211,333.23 | 11,211,333.23 | 11,211,333.23 | 11,211,333.23 | 11,222,005.16 |
| 956,971.89 | 956,971.89 | 956,971.89 | 956,971.89 | 956,971.89 | 956,971.89 | 956,971.89 |
| 622,095.25 | 622,095.25 | 622,095.25 | 622,095.25 | 622,095.25 | 622,095.25 | 622,095.25 |

| | | | | | | |
|----------------------|----------------------|----------------------|----------------------|----------------------|----------------------|----------------|
| 48,472.79 | 48,472.79 | 48,472.79 | 48,472.79 | 316,199.29 | 316,199.29 | 89,661.48 |
| 137,426.58 | 137,426.58 | 137,426.58 | 137,426.58 | 137,426.58 | 140,426.58 | 133,697.28 |
| 263,744.64 | 263,744.64 | 263,744.64 | 263,744.64 | 287,325.64 | 290,325.64 | 258,255.02 |
| 520,670.85 | 520,670.85 | 526,450.33 | 526,979.10 | 529,999.45 | 552,177.59 | 523,961.51 |
| 297,703.78 | 318,269.81 | 318,269.81 | 318,269.81 | 331,565.51 | 331,565.51 | 307,217.36 |
| 148,112.41 | 148,112.41 | 148,112.41 | 148,112.41 | 148,112.41 | 142,314.36 | 147,666.41 |
| 5,801,558.60 | 5,801,558.60 | 5,801,558.60 | 5,801,558.60 | 5,825,666.80 | 6,129,204.47 | 5,797,385.29 |
| 98,000.00 | 98,000.00 | 98,000.00 | 98,000.00 | 98,000.00 | 98,000.00 | 98,000.00 |
| 85,379.57 | 85,379.57 | 85,379.57 | 85,379.57 | 85,379.57 | 82,245.90 | 85,138.52 |
| 2,261,759.72 | 2,269,256.72 | 2,299,941.26 | 2,339,405.21 | 2,344,454.21 | 2,345,883.59 | 2,263,200.50 |
| 1,528,436.22 | 1,528,436.22 | 1,528,436.22 | 1,528,436.22 | 1,542,484.63 | 1,612,516.37 | 1,535,345.92 |
| 3,548,626.55 | 3,551,078.99 | 3,558,164.93 | 3,562,307.93 | 3,569,018.34 | 3,632,996.53 | 3,550,667.79 |
| 1,669,912.79 | 1,675,297.01 | 1,688,185.64 | 1,694,994.14 | 1,696,105.52 | 1,700,551.04 | 1,670,056.52 |
| 1,332,652.63 | 1,335,062.69 | 1,335,066.13 | 1,337,403.97 | 1,340,990.62 | 1,342,863.68 | 1,328,095.46 |
| 828,264.96 | 830,795.94 | 831,477.29 | 832,448.43 | 833,256.69 | 835,821.41 | 823,659.23 |
| 620,837.41 | 620,837.41 | 620,837.41 | 620,837.41 | 629,793.88 | 629,127.75 | 622,042.89 |
| 4,605.74 | 4,605.74 | 4,605.74 | 4,605.74 | 4,605.74 | 4,605.74 | 4,605.74 |
| 1,144,734.29 | 1,144,734.29 | 1,144,734.29 | 1,144,734.29 | 1,144,734.29 | 1,153,234.29 | 1,145,388.14 |
| 88,913.08 | 88,913.08 | 88,913.08 | 88,913.08 | 88,913.08 | 88,913.08 | 88,913.08 |
| (8,706,562.38) | (8,706,562.38) | (8,706,562.38) | (8,706,562.38) | (8,706,562.38) | (8,702,073.79) | (8,706,326.89) |
| (7,940.20) | (7,940.20) | (7,940.20) | (7,940.20) | (7,940.20) | (7,940.20) | (7,940.20) |
| (185,750.00) | (185,750.00) | (185,750.00) | (185,750.00) | (185,750.00) | (185,750.00) | (185,750.00) |
| (230,800.00) | (230,800.00) | (230,800.00) | (230,800.00) | (230,800.00) | (230,800.00) | (230,800.00) |
| (276,666.67) | (276,666.67) | (276,666.67) | (276,666.67) | (276,666.67) | (276,666.67) | (276,666.67) |
| (331,666.66) | (331,666.66) | (331,666.66) | (331,666.66) | (331,666.66) | (331,666.66) | (331,666.66) |
| 4,485,424.61 | 4,499,590.01 | 4,513,755.41 | 4,527,920.82 | 4,542,086.24 | 4,556,251.64 | 4,471,259.20 |
| 3,342.57 | 3,352.16 | 3,361.75 | 3,371.34 | 3,380.93 | 3,390.52 | 3,332.98 |
| 120,836.01 | 121,310.66 | 121,656.36 | 121,996.55 | 122,336.75 | 122,676.94 | 120,259.64 |
| 138,269.15 | 138,798.75 | 139,281.77 | 139,763.73 | 140,245.68 | 140,727.64 | 137,703.23 |
| 185,725.41 | 186,196.73 | 186,668.04 | 187,139.36 | 187,610.67 | 188,081.99 | 185,254.10 |
| 223,547.17 | 224,095.50 | 224,643.83 | 225,192.16 | 225,740.49 | 226,288.82 | 222,998.84 |
| 59,107,194.93 | 59,164,234.55 | 59,237,381.28 | 59,307,651.28 | 59,668,897.76 | 60,577,243.83 | 59,169,506.98 |
| | | | | | | - |
| 2,688.66 | 2,688.66 | 2,688.66 | 2,688.66 | 2,688.66 | 2,688.66 | 2,688.66 |
| 72,937.34 | 72,937.34 | 72,937.34 | 72,937.34 | 72,937.34 | 72,937.34 | 72,937.34 |
| 8,522.34 | 8,522.34 | 8,522.34 | 8,522.34 | 8,522.34 | 8,522.34 | 8,769.25 |
| - | - | - | - | - | - | - |
| 604,422.09 | 613,679.43 | 607,074.37 | 607,074.37 | 607,074.37 | 607,074.37 | 604,770.71 |
| 73,467.71 | 73,467.71 | 73,467.71 | 73,467.71 | 73,467.71 | 73,467.71 | 73,467.71 |
| 10,364.16 | 10,364.16 | 10,364.16 | 10,364.16 | 10,364.16 | 10,364.16 | 10,364.16 |
| 772,402.30 | 781,659.64 | 775,054.58 | 775,054.58 | 775,054.58 | 775,054.58 | 772,997.83 |
| | | | | | | - |
| 386,400.05 | 386,400.05 | 386,400.05 | 386,400.05 | 386,400.05 | 386,400.05 | 386,400.05 |
| - | - | - | - | - | - | - |
| - | - | - | - | - | - | - |
| - | - | - | - | - | - | - |
| 21,445.54 | 21,445.54 | 21,445.54 | 21,445.54 | 21,445.54 | 21,445.54 | 21,445.54 |
| 48,432.05 | 48,432.05 | 48,432.05 | 48,432.05 | 48,432.05 | 48,432.05 | 48,432.05 |
| - | - | - | - | - | - | - |
| - | - | - | - | - | - | - |
| 456,277.64 | 456,277.64 | 456,277.64 | 456,277.64 | 456,277.64 | 456,277.64 | 456,277.64 |
| | | | | | | - |
| 78,753,403.56 | 78,825,498.06 | 78,896,767.51 | 78,971,614.86 | 79,464,917.15 | 80,404,281.16 | 78,839,643.61 |
| - | - | - | - | - | - | - |

| | | | | | | |
|------------------------|------------------------|------------------------|------------------------|------------------------|------------------------|-----------------|
| (22,764,313.15) | (22,906,675.62) | (23,040,518.53) | (23,182,962.12) | (23,328,065.01) | (23,457,166.60) | (22,643,878.13) |
| 1,710,688.96 | 1,713,886.07 | 1,714,832.59 | 1,715,659.75 | 1,794,719.55 | 1,855,726.42 | 1,726,203.61 |
| 2,538,243.29 | 2,538,243.29 | 2,540,028.34 | 2,540,342.41 | 2,540,342.41 | 2,573,693.82 | 2,503,751.23 |
| - | - | - | - | - | - | - |
| (18,515,380.90) | (18,654,546.26) | (18,785,657.60) | (18,926,959.96) | (18,993,003.05) | (19,027,746.36) | (18,413,923.30) |
| 60,238,022.66 | 60,170,951.80 | 60,111,109.91 | 60,044,654.90 | 60,471,914.10 | 61,376,534.80 | 60,425,720.31 |
| | | | | | | - |
| 425,060.69 | 430,253.26 | 430,253.26 | 464,191.72 | 797,553.41 | 455,430.25 | 463,678.95 |
| 214,911.59 | 295,127.26 | 314,869.98 | 327,945.24 | (135,250.26) | (53,848.39) | 5,920.38 |
| 60,877,994.94 | 60,896,332.32 | 60,856,233.15 | 60,836,791.86 | 61,134,217.25 | 61,778,116.66 | 60,895,319.64 |
| | | | | | | - |
| - | - | - | - | - | - | - |
| 900.00 | 900.00 | 900.00 | 900.00 | 900.00 | 900.00 | 900.00 |
| 327,211.59 | 361,766.29 | 375,889.78 | 374,511.36 | 364,965.33 | 361,515.77 | 290,120.45 |
| 1,285,523.74 | 1,439,127.02 | 1,128,895.83 | 1,241,307.88 | 1,225,700.98 | 1,107,942.19 | 1,031,411.95 |
| (684,660.46) | (546,975.84) | (556,465.94) | (645,922.60) | (731,521.94) | (847,542.11) | (851,151.81) |
| 1,042,398.10 | (1,516,895.81) | (1,718,693.54) | (598,231.14) | 412,107.83 | 308,933.80 | (81,817.12) |
| 219,120.46 | 285,212.29 | 188,558.76 | 222,120.84 | 254,418.74 | 240,556.22 | 244,011.93 |
| 427,270.30 | 453,981.92 | 477,109.40 | 494,719.50 | 509,475.59 | 525,575.03 | 404,562.07 |
| 39,170.00 | 39,170.00 | 39,170.00 | 39,170.00 | 39,170.00 | 39,170.00 | 39,170.00 |
| | | | | | | - |
| 1,073,835.04 | 783,372.64 | 1,119,303.03 | 724,709.18 | 577,152.70 | 776,024.24 | 703,634.79 |
| - | - | - | - | - | - | 303.70 |
| 436,916.36 | 642,643.14 | 474,112.69 | 510,397.14 | 526,068.01 | 534,316.74 | 429,515.27 |
| (2,000.00) | (2,000.00) | (2,000.00) | (2,000.00) | (2,000.00) | (2,000.00) | (2,101.43) |
| - | - | - | - | - | - | - |
| 1,508,751.40 | 1,424,015.78 | 1,591,415.72 | 1,233,106.32 | 1,101,220.71 | 1,308,340.98 | 1,131,352.32 |
| | | | | | | - |
| 984,694.00 | 1,068,228.00 | 821,251.00 | 757,343.00 | 715,365.00 | 658,718.00 | 791,203.77 |
| - | - | - | - | - | - | - |
| 96,828.76 | 55,899.45 | 15,671.82 | 262.67 | 235.07 | 235.07 | 52,910.63 |
| - | - | - | - | - | - | - |
| 857,109.11 | 777,032.36 | 694,226.17 | 615,126.86 | 536,657.89 | 460,021.90 | 591,362.56 |
| 1,938,631.87 | 1,901,159.81 | 1,531,148.99 | 1,372,732.53 | 1,252,257.96 | 1,118,974.97 | 1,435,476.96 |
| | | | | | | - |
| - | - | - | - | - | - | - |
| - | - | - | - | - | - | - |
| - | - | - | - | - | - | - |
| | | | | | | - |
| 23,162.49 | 34,859.07 | 36,141.29 | 22,956.74 | 14,045.74 | 968.47 | 21,558.17 |
| - | - | - | - | - | - | - |
| 13,834.13 | 12,888.34 | 11,977.51 | 10,646.68 | 13,143.52 | 7,985.02 | 10,578.88 |
| 165,333.72 | 82,666.85 | - | - | 231,263.02 | 253,121.11 | 115,450.59 |
| 202,330.34 | 130,414.26 | 48,118.80 | 33,603.42 | 258,452.28 | 262,074.60 | 144,912.13 |
| | | | | | | - |
| 5,806.13 | 5,819.76 | 5,833.42 | 5,851.22 | 5,873.18 | - | 5,177.43 |
| 737.77 | 737.77 | 737.77 | 737.77 | 737.77 | - | 397.26 |
| 34,876.56 | 38,407.04 | 38,668.94 | 41,359.44 | 41,359.44 | - | 28,207.96 |
| 41,420.46 | 44,964.57 | 45,240.13 | 47,948.43 | 47,970.39 | - | 33,782.65 |

| | | | | | | |
|--------------|--------------|--------------|--------------|--------------|--------------|----------------------------|
| 6,348,067.80 | 4,016,840.29 | 3,151,287.93 | 3,815,966.54 | 4,735,117.87 | 4,426,441.45 | 3,820,667.12 208,065.19 |
| - | - | - | - | - | - | - |
| - | - | - | - | - | - | - |
| - | - | - | - | - | - | - |
| - | - | - | - | - | - | - |
| - | - | - | - | - | - | - |
| - | - | - | - | - | - | - |
| - | - | - | - | - | - | - |
| - | - | - | - | - | - | - |
| - | - | - | - | - | - | - |
| - | - | - | - | - | - | - |
| 6,786,986.88 | 6,767,587.54 | 6,748,188.20 | 6,728,788.86 | 6,709,389.53 | 6,689,990.19 | 6,806,342.28 |
| - | - | - | - | - | - | - |
| - | - | - | - | - | - | - |
| - | - | - | - | - | - | - |
| - | - | - | - | - | - | - |
| - | - | - | - | - | - | - |
| - | - | - | - | - | - | - |
| - | - | - | - | - | - | - |
| - | - | - | - | - | - | - |
| - | - | - | - | - | - | - |
| 6,837.59 | 6,837.59 | 6,837.59 | 6,837.59 | 6,837.59 | 6,837.59 | 6,837.59 |
| - | - | - | - | - | - | - |
| 4,005.49 | 3,984.52 | 3,963.55 | 3,942.58 | 3,921.61 | 3,900.64 | 4,026.46 |
| - | - | - | - | - | - | - |
| 11,281.50 | 11,133.06 | 10,984.62 | 10,836.18 | 10,687.74 | 10,539.30 | 11,429.94 |
| 2,227.32 | 2,198.01 | 2,168.70 | 2,139.39 | 2,110.08 | 2,080.77 | 2,256.63 |
| - | - | - | - | - | - | - |
| - | - | - | - | - | - | - |
| 4,861.60 | 4,803.03 | 4,744.46 | 4,685.89 | 4,627.32 | 4,568.75 | 4,794.02 |
| - | - | - | - | - | - | - |
| 7,763.32 | 7,729.85 | 7,696.38 | 7,662.91 | 7,629.44 | 7,595.97 | 7,795.59 |
| 113,539.04 | 113,049.65 | 112,560.26 | 112,070.87 | 111,581.48 | 111,092.09 | 114,010.96 |
| - | - | - | - | - | - | - |
| 907.17 | 884.51 | 861.85 | 839.19 | 816.53 | 793.87 | 929.83 |
| 13,982.78 | 13,782.83 | 13,582.89 | 13,382.94 | 13,182.99 | 12,983.05 | 14,182.72 |
| 15,349.06 | 15,279.30 | 15,209.54 | 15,139.78 | 15,070.02 | 15,000.26 | 15,418.82 |
| - | - | - | - | - | - | - |
| - | - | - | - | - | - | - |
| - | - | - | - | - | - | - |
| - | - | - | - | - | - | - |
| 110,651.65 | 100,138.00 | 89,637.44 | 79,365.36 | 69,269.40 | 59,206.76 | 101,685.92 |
| - | - | - | - | - | - | - |
| 431,800.51 | 427,969.43 | 424,138.29 | 420,307.20 | 416,476.09 | 412,644.96 | 435,631.64 |
| 18,189.45 | 17,913.69 | 17,637.93 | 17,362.16 | 17,086.40 | 16,810.63 | 18,465.21 |
| - | - | - | - | - | - | - |
| - | - | - | - | - | - | - |
| 33,005.44 | 32,505.05 | 32,004.66 | 31,504.27 | 31,003.88 | 30,503.49 | 33,505.83 |
| 730.46 | 719.39 | 708.33 | 697.26 | 686.20 | 675.13 | 741.52 |
| 3,308.80 | 3,308.80 | 3,308.80 | 3,308.80 | 3,308.80 | 3,308.80 | 3,308.80 |
| 1,512.13 | 1,483.60 | 1,455.04 | 1,426.53 | 1,398.02 | 1,369.46 | 1,540.67 |
| 245,989.27 | 245,989.27 | 245,989.27 | 245,989.27 | 245,989.27 | 245,989.27 | 238,336.07 |
| - | - | - | - | - | - | - |

| | | | | | | |
|----------------|----------------|----------------|----------------|----------------|----------------|-----------------|
| 7,812,929.46 | 7,777,297.12 | 7,741,677.80 | 7,706,287.03 | 7,671,072.39 | 7,635,890.98 | 7,821,240.51 |
| - | - | - | - | - | - | - |
| 221,582.45 | 220,061.55 | 218,240.65 | 216,467.99 | 218,900.75 | 223,924.01 | 223,187.74 |
| 8,034,511.91 | 7,997,358.67 | 7,959,918.45 | 7,922,755.02 | 7,889,973.14 | 7,859,814.99 | 8,044,428.25 |
| 75,260,574.65 | 72,910,531.28 | 71,967,439.53 | 72,575,513.42 | 73,759,308.26 | 74,064,373.10 | 72,760,415.01 |
| - | - | - | - | - | - | - |
| (100.00) | (100.00) | (100.00) | (100.00) | (100.00) | (100.00) | (100.00) |
| (9,987,871.69) | (9,987,871.69) | (9,987,871.69) | (9,987,871.69) | (9,987,871.69) | (9,987,871.69) | (10,101,934.33) |
| - | - | - | - | - | - | - |
| 78,583.20 | 46,443.60 | 7,077.00 | (1,185.60) | 19,944.60 | 5,784.00 | 73,269.69 |
| (9,909,388.49) | (9,941,528.09) | (9,980,894.69) | (9,989,157.29) | (9,968,027.09) | (9,982,187.69) | (10,028,764.64) |
| - | - | - | - | - | - | - |
| 2,479,920.01 | 2,479,920.01 | 2,479,920.01 | 2,479,920.01 | 2,479,920.01 | 2,479,920.01 | 2,482,821.36 |
| (998,551.11) | (1,229,435.86) | (1,279,921.85) | (1,276,908.02) | (1,220,556.45) | (1,070,965.50) | (682,985.15) |
| (8,428,019.59) | (8,691,043.94) | (8,780,896.53) | (8,786,145.30) | (8,708,663.53) | (8,573,233.18) | (8,228,928.43) |
| - | - | - | - | - | - | - |
| (23,581.25) | (22,137.50) | (20,693.75) | (19,250.00) | (17,806.25) | (16,362.50) | (25,025.00) |
| (125,952.97) | (123,055.89) | (120,150.39) | (117,236.45) | (114,314.03) | (111,383.12) | (128,783.04) |
| (243,708.00) | (241,022.00) | (238,329.00) | (235,630.00) | (232,924.00) | (230,211.00) | (246,341.08) |
| (876,224.14) | (868,454.73) | (860,666.78) | (852,860.24) | (845,035.07) | (837,191.23) | (883,845.86) |
| (68,748.38) | (67,724.38) | (66,701.38) | (65,679.38) | (64,658.38) | (63,638.38) | (69,778.53) |
| (119,773.58) | (119,033.78) | (118,289.64) | (117,541.18) | (116,788.38) | (116,031.11) | (120,478.81) |
| (193,292.00) | (192,355.00) | (191,412.00) | (190,464.00) | (189,510.00) | (188,550.00) | (194,182.85) |
| (233,559.36) | (231,926.03) | (230,288.99) | (228,648.23) | (227,003.76) | (225,355.56) | (235,163.21) |
| (1,909,164.90) | (1,847,789.49) | (1,847,789.49) | (1,847,789.49) | (1,785,685.47) | (1,785,685.47) | (1,917,761.04) |
| - | - | - | - | - | - | (481,017.82) |
| (556,719.02) | (552,997.84) | (549,263.04) | (545,449.73) | (541,687.31) | (537,847.17) | (560,419.37) |
| (263,900.41) | (262,335.84) | (260,767.73) | (259,196.06) | (257,620.83) | (256,042.03) | (265,436.72) |
| (273,049.61) | (271,577.39) | (270,101.84) | (268,622.94) | (267,140.68) | (265,655.06) | (274,495.24) |
| (292,819.11) | (291,192.16) | (289,561.67) | (287,927.62) | (286,290.01) | (284,648.83) | (294,417.79) |
| (722,805.47) | (718,910.39) | (715,006.81) | (711,094.73) | (707,174.12) | (703,244.96) | (726,632.90) |
| (400,708.25) | (398,510.02) | (396,307.27) | (394,099.99) | (391,888.18) | (389,671.86) | (402,870.50) |
| (494,757.22) | (493,200.89) | (491,637.99) | (490,001.58) | (488,425.18) | (486,775.65) | (496,349.38) |
| (286,332.70) | (284,807.70) | (283,279.70) | (281,748.70) | (280,214.70) | (278,677.70) | (287,832.08) |
| (1,036,776.67) | (1,033,747.16) | (1,030,706.69) | (1,027,534.97) | (1,024,472.03) | (1,021,278.49) | (1,039,877.28) |
| (1,119,294.30) | (1,113,576.71) | (1,107,849.78) | (1,102,113.50) | (1,096,367.85) | (1,090,612.81) | (1,124,937.41) |
| (799,237.28) | (797,063.18) | (794,880.04) | (792,581.17) | (790,379.39) | (788,062.41) | (801,479.41) |
| (458,773.23) | (457,728.67) | (456,681.75) | (455,632.48) | (454,580.84) | (453,526.83) | (459,799.00) |
| (2,000,942.29) | (1,992,114.71) | (1,983,272.71) | (1,974,416.27) | (1,965,545.36) | (1,956,659.96) | (2,009,654.88) |
| (310,623.21) | (309,918.06) | (309,209.68) | (308,452.27) | (307,737.16) | (306,973.21) | (311,362.44) |
| (201,801.07) | (200,910.78) | (200,019.03) | (199,125.83) | (198,231.17) | (197,335.05) | (202,679.76) |
| (1,029,920.01) | (1,027,611.96) | (1,025,300.06) | (1,022,984.30) | (1,020,664.68) | (1,018,341.19) | (1,032,197.30) |

| | | | | | | |
|------------------------|------------------------|------------------------|------------------------|------------------------|------------------------|-----------------|
| (524,954.53) | (523,426.49) | (521,897.53) | (520,367.64) | (518,836.83) | (517,305.11) | (526,475.16) |
| (1,815,167.12) | (1,809,883.52) | (1,804,596.72) | (1,799,306.74) | (1,794,013.58) | (1,788,717.24) | (1,820,425.11) |
| (1,045,220.69) | (1,042,790.46) | (1,040,351.07) | (1,037,775.90) | (1,035,317.60) | (1,032,724.06) | (1,047,743.85) |
| (749,510.10) | (747,838.92) | (746,162.01) | (744,396.86) | (742,708.15) | (740,931.55) | (751,243.85) |
| (1,088,855.79) | (1,086,629.98) | (1,084,396.15) | (1,082,028.38) | (1,079,777.99) | (1,077,394.12) | (1,091,182.63) |
| (2,453,336.34) | (2,448,430.71) | (2,443,507.12) | (2,438,277.05) | (2,433,316.31) | (2,428,050.14) | (2,458,476.43) |
| - | - | - | (646,267.20) | (645,504.45) | (644,608.62) | (148,952.33) |
| (6,802.68) | (6,319.42) | (5,836.16) | (5,352.90) | (4,869.64) | (4,386.38) | (7,285.94) |
| (25,378.92) | (25,065.60) | (24,752.28) | (24,438.96) | (24,125.64) | (23,812.32) | (25,692.24) |
| (58,745.02) | (58,242.93) | (57,740.84) | (57,238.75) | (56,736.66) | (56,234.57) | (59,247.11) |
| (81,423.00) | (80,837.23) | (80,251.46) | (79,665.69) | (79,079.92) | (78,494.15) | (82,008.77) |
| - | - | - | - | - | - | - |
| (54,301.17) | (54,126.57) | (53,951.97) | (53,777.37) | (53,602.77) | (53,428.17) | (54,475.77) |
| (193,874.92) | (193,301.33) | (192,727.74) | (192,154.15) | (191,580.56) | (191,006.97) | (194,448.51) |
| (100,189.54) | (99,893.12) | (99,596.70) | (99,300.28) | (99,003.86) | (98,707.44) | (100,485.96) |
| (346,431.38) | (345,406.43) | (344,381.48) | (343,356.53) | (342,331.58) | (341,306.63) | (347,456.33) |
| (1,511,591.52) | (1,508,263.94) | (1,504,927.49) | (1,501,582.14) | (1,498,227.87) | (1,494,864.65) | (1,514,848.46) |
| (1,028,212.89) | (1,025,949.41) | (1,023,679.89) | (1,021,404.32) | (1,019,122.68) | (1,016,834.96) | (1,030,428.32) |
| (25,126,460.04) | (24,976,108.32) | (24,886,923.82) | (25,442,771.97) | (25,290,300.92) | (25,198,568.66) | (25,853,695.50) |
| - | - | - | - | - | - | (1,873,169.54) |
| - | - | - | - | - | - | - |
| (17,325.00) | (17,325.00) | (17,325.00) | (17,325.00) | (17,325.00) | (17,325.00) | (74,210.90) |
| (34,116.89) | (34,216.06) | (34,315.52) | (34,415.26) | (34,515.30) | (34,615.63) | (32,781.12) |
| (31,722.00) | (31,800.00) | (31,879.00) | (31,957.00) | (32,036.00) | (32,115.00) | (31,819.21) |
| (91,802.48) | (92,021.59) | (92,241.21) | (92,461.36) | (92,682.04) | (92,903.24) | (87,041.37) |
| (12,340.00) | (12,333.00) | (12,325.00) | (12,316.00) | (12,307.00) | (12,298.00) | (18,336.64) |
| (8,542.36) | (8,593.75) | (8,645.24) | (8,696.86) | (8,748.60) | (8,800.32) | (8,814.44) |
| (10,799.00) | (10,867.00) | (10,935.00) | (11,003.00) | (11,071.00) | (11,140.00) | (10,567.50) |
| (19,314.34) | (19,358.11) | (19,401.99) | (19,445.97) | (19,490.05) | (19,534.23) | (18,603.44) |
| (240,692.73) | (242,845.60) | (242,845.60) | (242,845.60) | (304,949.62) | (244,994.11) | (228,595.07) |
| (1,093,681.02) | (1,086,942.90) | (1,080,183.78) | (1,073,294.97) | (1,066,493.31) | (1,059,563.20) | (631,321.35) |
| (44,073.03) | (44,234.32) | (44,396.21) | (44,553.45) | (44,716.50) | (44,874.87) | (46,867.02) |
| (18,501.09) | (18,543.03) | (18,585.06) | (18,627.19) | (18,669.41) | (18,711.72) | (20,365.72) |
| (17,409.05) | (17,448.52) | (17,488.07) | (17,527.71) | (17,567.45) | (17,607.27) | (17,452.99) |
| (19,249.46) | (19,291.43) | (19,333.48) | (19,375.64) | (19,417.88) | (19,460.21) | (19,068.01) |
| (46,085.38) | (46,185.84) | (46,286.53) | (46,387.43) | (46,488.55) | (46,589.89) | (43,953.58) |
| (26,030.03) | (26,083.48) | (26,137.04) | (26,190.72) | (26,244.49) | (26,298.38) | (27,495.10) |
| (18,637.81) | (18,716.45) | (18,795.43) | (18,872.18) | (18,951.81) | (19,029.20) | (19,145.79) |
| (18,055.00) | (18,092.00) | (18,129.00) | (18,166.00) | (18,203.00) | (18,240.00) | (18,042.44) |
| (36,350.29) | (36,481.75) | (36,613.69) | (36,741.84) | (36,874.72) | (37,003.78) | (34,869.00) |
| (67,888.18) | (67,999.06) | (68,110.13) | (68,221.37) | (68,332.80) | (68,444.41) | (65,343.87) |
| (26,135.15) | (26,243.85) | (26,353.00) | (26,459.07) | (26,569.11) | (26,676.05) | (29,243.19) |
| (12,352.26) | (12,380.26) | (12,408.30) | (12,436.37) | (12,464.49) | (12,492.66) | (13,343.55) |
| (104,814.91) | (104,986.10) | (105,157.57) | (105,329.32) | (105,501.36) | (105,673.68) | (97,610.03) |
| (8,529.31) | (8,568.46) | (8,607.78) | (8,646.01) | (8,685.69) | (8,724.26) | (15,828.41) |
| (10,570.94) | (10,588.20) | (10,605.50) | (10,622.82) | (10,640.17) | (10,657.55) | (10,385.86) |
| (27,397.56) | (27,443.48) | (27,489.45) | (27,535.47) | (27,581.53) | (27,627.65) | (26,073.04) |
| (18,263.97) | (18,275.16) | (18,286.33) | (18,297.49) | (18,308.63) | (18,319.74) | (18,936.65) |
| (63,152.37) | (63,191.07) | (63,229.72) | (63,268.31) | (63,306.83) | (63,345.29) | (59,675.13) |
| (29,335.91) | (29,446.56) | (29,557.62) | (29,665.51) | (29,777.39) | (29,886.08) | (31,870.76) |
| (20,186.33) | (20,255.51) | (20,324.93) | (20,392.34) | (20,462.24) | (20,530.10) | (20,804.24) |
| (26,965.73) | (27,062.79) | (27,160.20) | (27,254.80) | (27,352.91) | (27,448.19) | (26,368.36) |
| (59,483.66) | (59,701.35) | (59,919.85) | (60,132.06) | (60,352.12) | (60,565.88) | (56,842.38) |
| - | - | - | (9,668.80) | (9,728.42) | (9,786.47) | (6,707.67) |
| (5,799.12) | (5,799.12) | (5,799.12) | (5,799.12) | (5,799.12) | (5,799.12) | (5,799.12) |

| | | | | | | |
|------------------------|-----------------------|-----------------------|-----------------------|-----------------------|-----------------------|--------------------|
| (3,759.84) | (3,759.84) | (3,759.84) | (3,759.84) | (3,759.84) | (3,759.84) | (3,759.84) |
| (6,025.08) | (6,025.08) | (6,025.08) | (6,025.08) | (6,025.08) | (6,025.08) | (6,025.08) |
| (7,029.24) | (7,029.24) | (7,029.24) | (7,029.24) | (7,029.24) | (7,029.24) | (7,029.24) |
| (2,095.20) | (2,095.20) | (2,095.20) | (2,095.20) | (2,095.20) | (2,095.20) | (2,095.20) |
| (6,883.08) | (6,883.08) | (6,883.08) | (6,883.08) | (6,883.08) | (6,883.08) | (6,883.08) |
| (3,557.04) | (3,557.04) | (3,557.04) | (3,557.04) | (3,557.04) | (3,557.04) | (3,557.04) |
| (12,299.40) | (12,299.40) | (12,299.40) | (12,299.40) | (12,299.40) | (12,299.40) | (12,299.40) |
| (2,327,251.24) | (2,324,969.68) | (2,320,520.23) | (2,325,580.92) | (2,383,263.42) | (2,318,730.06) | (1,915,831.81) |
| | | | | | | - |
| | | | | | | - |
| (34,781.61) | (34,781.61) | (35,241.22) | (43,301.04) | (43,301.04) | (44,114.41) | (36,845.55) |
| - | - | - | - | - | - | - |
| (204,995.37) | (51,482.79) | (93,676.21) | (164,203.10) | (227,570.61) | (224,945.54) | (151,055.00) |
| - | - | (1,062.75) | (224.00) | (1,332.00) | (2,352.00) | (987.39) |
| (14,222.84) | (15,824.40) | (21,940.18) | (78,682.95) | (252,833.25) | (252,677.61) | (54,934.47) |
| (756,841.65) | (756,841.65) | (756,841.65) | (100,905.65) | (100,905.65) | (833,225.70) | (661,804.12) |
| (24,000.00) | (24,000.00) | (24,000.00) | - | - | - | (18,461.54) |
| (64,368.79) | (64,368.79) | (64,368.79) | (178,968.79) | (178,968.79) | (178,968.79) | (90,814.94) |
| (204,980.63) | (204,980.63) | (218,081.63) | (218,081.63) | (219,272.63) | - | (160,221.89) |
| (114,600.00) | (114,600.00) | (114,600.00) | - | - | - | (26,446.15) |
| (130,972.00) | (77,406.00) | (11,795.00) | 1,976.00 | (33,241.00) | (9,640.00) | (122,116.15) |
| (19,769.67) | (39,539.34) | - | (102,436.54) | (89,932.34) | - | (52,046.61) |
| - | - | - | - | - | - | - |
| - | - | - | - | - | - | - |
| (21,956.99) | (14,601.42) | (14,540.51) | (25,252.11) | (35,618.18) | (10,879.73) | (20,802.80) |
| (160,470.65) | (296,491.84) | (260,822.69) | (189,381.58) | (172,663.28) | (139,111.71) | (197,610.37) |
| (40,560.75) | (47,832.87) | (42,113.85) | (45,044.16) | (69,591.66) | (93,818.86) | (38,371.07) |
| (1,792,520.95) | (1,742,751.34) | (1,659,084.48) | (1,144,505.55) | (1,425,230.43) | (1,789,734.35) | (1,632,518.05) |
| - | - | - | - | - | - | - |
| - | - | - | - | - | - | (1.97) |
| - | - | - | - | - | - | - |
| - | - | - | - | - | - | - |
| - | - | - | - | - | - | - |
| (39,247.33) | (39,351.99) | (39,456.93) | (39,562.15) | (39,667.65) | (39,773.43) | (39,144.90) |
| (26,696.76) | (26,767.95) | (26,839.34) | (26,910.91) | (26,982.68) | (27,054.63) | (26,627.08) |
| - | - | - | - | - | - | - |
| - | - | - | - | - | - | - |
| - | - | - | - | - | - | - |
| - | - | - | - | - | - | - |
| (6,876.05) | (6,814.04) | (6,747.95) | (6,657.85) | (6,542.18) | - | (6,334.77) |
| (4,002,766.54) | (4,309,614.43) | (4,597,646.34) | (4,789,286.69) | (5,025,844.49) | - | (3,325,632.86) |
| - | - | - | - | - | - | - |
| (3,625,124.66) | (926,909.50) | 206,896.45 | (191,536.66) | (1,033,386.49) | (5,410,421.33) | (1,838,092.36) |
| (7,700,711.34) | (5,309,457.91) | (4,463,794.11) | (5,053,954.26) | (6,132,423.49) | (5,477,249.39) | (5,235,833.93) |
| | | | | | | - |
| (11,820,483.53) | (9,377,178.93) | (8,443,398.82) | (8,524,040.73) | (9,940,917.34) | (9,585,713.80) | (8,897,294.64) |
| | | | | | | (580,606.57) |
| - | - | - | - | - | - | - |
| - | - | - | - | - | - | - |
| - | - | - | - | - | - | - |
| (4,845,937.16) | (4,845,937.16) | (4,845,937.16) | (4,845,937.16) | (4,845,937.16) | (5,381,286.35) | (4,887,117.87) |
| 52,388.80 | 30,962.40 | 4,718.00 | (790.40) | 13,296.40 | 3,856.00 | 48,846.46 |
| (1,620,743.00) | (1,620,743.00) | (1,620,743.00) | (1,620,743.00) | (1,620,743.00) | (1,620,743.00) | (1,620,743.00) |

| | | | | | | |
|------------------------|------------------------|------------------------|------------------------|------------------------|------------------------|------------------------|
| | | | | | | - |
| | | | | | | - |
| (22,020,160.44) | (22,022,612.88) | (22,029,698.82) | (22,033,841.82) | (22,088,241.43) | (22,471,626.62) | (22,005,791.41) |
| (107,030.22) | (107,030.22) | (107,030.22) | (107,030.22) | (107,030.22) | (111,958.47) | (105,134.59) |
| (145,991.15) | (145,991.15) | (145,991.15) | (145,991.15) | (145,991.15) | (145,991.15) | (145,991.15) |
| (20,057.66) | (20,057.66) | (20,057.66) | (20,057.66) | (20,057.66) | (20,886.84) | (19,732.36) |
| (600,000.00) | (600,000.00) | (600,000.00) | (600,000.00) | (600,000.00) | (600,000.00) | (600,000.00) |
| (603,000.00) | (603,000.00) | (603,000.00) | (603,000.00) | (603,000.00) | (603,000.00) | (603,000.00) |
| (15,400.00) | (15,400.00) | (15,400.00) | (15,400.00) | (15,400.00) | (15,400.00) | (15,400.00) |
| (84,300.00) | (84,300.00) | (84,300.00) | (84,300.00) | (84,300.00) | (84,300.00) | (84,300.00) |
| (150,367.50) | (150,367.50) | (150,367.50) | (150,367.50) | (150,367.50) | (150,367.50) | (150,367.50) |
| (19,200.00) | (19,200.00) | (19,200.00) | (19,200.00) | (19,200.00) | (19,200.00) | (19,200.00) |
| (46,000.00) | (46,000.00) | (46,000.00) | (46,000.00) | (46,000.00) | (46,000.00) | (46,000.00) |
| (18,900.00) | (18,900.00) | (18,900.00) | (18,900.00) | (18,900.00) | (18,900.00) | (18,900.00) |
| (36,000.00) | (36,000.00) | (36,000.00) | (36,000.00) | (36,000.00) | (36,000.00) | (36,000.00) |
| (20,690.39) | (20,690.39) | (20,690.39) | (20,690.39) | (20,690.39) | (20,690.39) | (20,690.39) |
| (32,805.00) | (32,805.00) | (32,805.00) | (32,805.00) | (32,805.00) | (32,805.00) | (32,805.00) |
| (68,650.00) | (68,650.00) | (68,650.00) | (68,650.00) | (68,650.00) | (68,650.00) | (68,650.00) |
| (4,536,626.39) | (4,536,626.39) | (4,536,626.39) | (4,536,626.39) | (4,536,626.39) | (4,536,626.39) | (4,536,626.39) |
| (28,525,178.75) | (28,527,631.19) | (28,534,717.13) | (28,538,860.13) | (28,593,259.74) | (28,982,402.36) | (28,508,588.79) |
| | | | | | | - |
| 5,053,858.62 | 5,097,148.86 | 5,140,458.93 | 5,183,775.27 | 5,227,217.03 | 5,273,718.25 | 5,011,037.41 |
| | | | | | | - |
| (29,885,611.49) | (29,866,200.09) | (29,856,220.36) | (29,822,555.42) | (29,819,426.47) | (30,706,857.46) | (29,924,819.75) |
| | | | | | | (2,303,934.33) |
| (75,260,574.65) | (72,910,531.28) | (71,967,439.53) | (72,575,513.42) | (73,759,308.26) | (74,064,373.10) | (72,760,415.01) |
| | | | | | | - |
| (75,260,574.65) | (72,910,531.28) | (71,967,439.53) | (72,575,513.42) | (73,759,308.26) | (74,064,373.10) | (72,823,373.52) |

| | | | | 1 | 2 | 3 | 4 | 5 | 6 | 7 | 8 | 9 |
|--|-----|------|--|----------------------|----------------------|----------------------|----------------------|----------------------|----------------------|----------------------|----------------------|----------------------|
| | | | | Jan-22 | Feb-22 | Mar-22 | Apr-22 | May-22 | Jun-22 | Jul-22 | Aug-22 | Sep-22 |
| Assets | | | | | | | | | | | | |
| Land | | | | | | | | | | | | |
| 103000 | 001 | 7000 | PROPERTY HELD FUTURE USE | 4,449.76 | 4,449.76 | 4,449.76 | 4,449.76 | 4,449.76 | 4,449.76 | 4,449.76 | 4,449.76 | 4,449.76 |
| 303100 | 001 | 7000 | LAND | 510,178.38 | 510,178.38 | 510,178.38 | 510,178.38 | 510,178.38 | 510,178.38 | 510,178.38 | 510,178.38 | 510,178.38 |
| 303240 | 001 | 7000 | EASEMENTS | 505,390.75 | 505,390.75 | 506,360.37 | 506,360.37 | 506,360.37 | 506,360.37 | 506,360.37 | 506,360.37 | 506,360.37 |
| 303250 | 001 | 7000 | EASEMENT - GAGE HILL | - | - | - | - | - | - | - | - | - |
| 303260 | 001 | 7000 | EASEMENTS: OAKWOOD | - | - | - | - | - | - | - | - | - |
| 303270 | 001 | 7000 | EASEMENTS: GILCREAST RD | - | - | - | - | - | - | - | - | - |
| 303500 | 001 | 7000 | DISTRIB RESER & STANDPIPE LAND | - | - | - | - | - | - | - | - | - |
| 303510 | 001 | 7000 | AVERY/HICKORY INTER WATER RIGHTS | 100,335.00 | 100,335.00 | 100,335.00 | 100,335.00 | 100,335.00 | 100,335.00 | 100,335.00 | 100,335.00 | 100,335.00 |
| 303520 | 001 | 7000 | LAND RIGHTS/SOURCE OF SUPPLY & PUMPING PLANT | 108,285.50 | 108,285.50 | 114,018.40 | 114,018.40 | 114,018.40 | 114,018.40 | 114,018.40 | 114,018.40 | 114,018.40 |
| 303600 | 001 | 7000 | DISTRIB SYS LAND & RIGHTS/WAY | 25,000.00 | 25,000.00 | 25,000.00 | 25,000.00 | 25,000.00 | 25,000.00 | 25,000.00 | 25,000.00 | 25,000.00 |
| | | | | 1,253,639.39 | 1,253,639.39 | 1,260,341.91 | 1,260,341.91 | 1,260,341.91 | 1,260,341.91 | 1,260,341.91 | 1,260,341.91 | 1,260,341.91 |
| Structures | | | | | | | | | | | | |
| 304000 | 001 | 7000 | STRUCTURES AND IMPROVEMENTS | - | - | - | - | - | - | - | - | - |
| 304100 | 001 | 7000 | SOURCE OF SUPPLY STRUCTURES | 3,064,967.79 | 3,064,967.79 | 3,064,967.79 | 3,064,967.79 | 3,064,967.79 | 3,064,967.79 | 3,064,967.79 | 3,064,967.79 | 3,064,967.79 |
| 304200 | 001 | 7000 | POWER & PUMPING STRUCTURES | 2,504,707.30 | 2,504,707.30 | 2,504,707.30 | 2,504,707.30 | 2,504,707.30 | 2,504,707.30 | 2,504,707.30 | 2,504,707.30 | 2,504,707.30 |
| 304210 | 001 | 7000 | STRUCTURES & IMPROVE: ROOFING | 14,695.12 | 14,695.12 | 14,695.12 | 14,695.12 | 14,695.12 | 14,695.12 | 14,695.12 | 14,695.12 | 14,695.12 |
| 304500 | 001 | 7000 | DISTRIBUTION RESERVOIRS | - | - | - | - | - | - | - | - | - |
| 304550 | 001 | 7000 | BOOSTER STATIONS | 1,891,881.97 | 1,891,881.97 | 1,892,205.18 | 1,892,205.18 | 1,892,205.18 | 1,892,205.18 | 1,892,205.18 | 1,892,205.18 | 1,892,205.18 |
| 304800 | 001 | 7000 | WTP - STRUCTURES | 247,354.68 | 247,354.68 | 247,354.68 | 247,354.68 | 247,354.68 | 247,354.68 | 247,354.68 | 247,354.68 | 247,354.68 |
| 304999 | 001 | 7000 | BUILDINGS/ACQUISITION ADJUSTMT | - | - | - | - | - | - | - | - | - |
| 306000 | 001 | 7000 | LAKE, RIVER, OTHER INTAKES | 537,831.09 | 537,831.09 | 537,831.09 | 537,831.09 | 537,831.09 | 537,831.09 | 537,831.09 | 537,831.09 | 537,831.09 |
| 307100 | 001 | 7000 | WELLS & SPRINGS | 2,210,735.05 | 2,210,735.05 | 2,210,735.05 | 2,210,735.05 | 2,210,735.05 | 2,210,735.05 | 2,210,735.05 | 2,210,735.05 | 2,210,735.05 |
| 307210 | 001 | 7000 | WELL PUMPING & PIPING | 367,324.68 | 367,324.68 | 397,724.89 | 397,724.89 | 412,810.57 | 370,576.25 | 370,576.25 | 376,373.79 | 376,373.79 |
| 309200 | 001 | 7000 | SUPPLY MAINS:S/S PUMPING PLANT | 671,298.74 | 671,298.74 | 671,298.74 | 671,298.74 | 671,298.74 | 671,298.74 | 671,298.74 | 671,298.74 | 671,298.74 |
| | | | | 11,510,796.42 | 11,510,796.42 | 11,541,519.84 | 11,541,519.84 | 11,556,605.52 | 11,514,371.20 | 11,514,371.20 | 11,520,168.74 | 11,520,168.74 |
| Equipment | | | | | | | | | | | | |
| 310000 | 001 | 7000 | POWER GENERATION EQUIPMENT | 833,936.19 | 833,936.19 | 834,049.31 | 834,049.31 | 834,049.31 | 834,049.31 | 834,049.31 | 834,049.31 | 834,049.31 |
| 311200 | 001 | 7000 | ELECTRIC PUMPING EQUIPMENT | 1,701,070.32 | 1,701,070.32 | 1,701,720.78 | 1,701,720.78 | 1,701,720.78 | 1,701,720.78 | 1,709,498.96 | 1,709,498.96 | 1,709,498.96 |
| 311210 | 001 | 7000 | PUMPING EQUIPMENT: PUMPS | 336,069.36 | 340,751.16 | 345,431.12 | 346,701.94 | 353,836.84 | 348,380.16 | 348,380.16 | 348,380.16 | 353,107.94 |
| 311220 | 001 | 7000 | PUMPING EQUIPMENT: METERS | 18,636.91 | 18,636.91 | 18,636.91 | 18,636.91 | 18,636.91 | 18,636.91 | 18,636.91 | 18,636.91 | 18,636.91 |
| 311230 | 001 | 7000 | ELECTRIC PUMPING EQUIPMENT-CHEMICAL PUMPS | 27,430.23 | 27,430.23 | 27,862.52 | 27,862.52 | 27,862.52 | 27,862.52 | 27,862.52 | 27,862.52 | 27,862.52 |
| 311600 | 001 | 7000 | OTHER POWER PUMPING EQUIPMENT | 4,175.71 | 4,175.71 | 4,175.71 | 4,175.71 | 4,175.71 | 4,175.71 | 4,175.71 | 4,175.71 | 4,175.71 |
| 320000 | 001 | 7000 | PURIFICATION SYSTEM EQUIPMENT | 830,111.29 | 830,111.29 | 830,111.29 | 830,111.29 | 830,111.29 | 830,111.29 | 834,119.16 | 834,119.16 | 834,119.16 |
| 320100 | 001 | 7000 | OTHER PRODUCTION EQUIPMENT | - | - | - | - | - | - | - | - | - |
| 320200 | 001 | 7000 | WATER TREATMENT EQUIPMENT | 1,848,969.29 | 1,848,969.29 | 1,848,969.29 | 1,848,969.29 | 1,848,969.29 | 1,848,969.29 | 1,848,969.29 | 1,848,969.29 | 1,848,969.29 |
| 320310 | 001 | 7000 | WTP EQUIPMENT-FILTER MEDIA | 17,123.56 | 17,123.56 | 17,123.56 | 17,123.56 | 17,123.56 | 17,123.56 | 17,123.56 | 17,123.56 | 17,123.56 |
| | | | | 5,617,522.86 | 5,622,204.66 | 5,628,080.49 | 5,629,351.31 | 5,636,486.21 | 5,631,029.53 | 5,642,815.58 | 5,642,815.58 | 5,647,543.36 |
| Transmission & Distribution | | | | | | | | | | | | |
| 330000 | 001 | 7000 | DISTRIBUTION RES & STANDPIPES | 2,153,207.36 | 2,153,207.36 | 2,153,207.36 | 2,153,207.36 | 2,153,207.36 | 2,153,207.36 | 2,153,207.36 | 2,153,207.36 | 2,153,207.36 |
| 331001 | 001 | 7000 | PAVEMENTS - TRANS MAINS | 394,999.52 | 394,999.52 | 394,999.52 | 394,999.52 | 394,999.52 | 394,999.52 | 394,999.52 | 394,999.52 | 394,999.52 |
| 331002 | 001 | 7000 | PAVEMENTS - DIST MAINS | 1,354,366.35 | 1,354,366.35 | 1,355,828.87 | 1,355,828.87 | 1,355,828.87 | 1,355,828.87 | 1,355,828.87 | 1,355,828.87 | 1,355,828.87 |
| 331003 | 001 | 7000 | PAVEMENTS-GATE VALVES | 5,826.93 | 5,826.93 | 5,826.93 | 5,826.93 | 5,826.93 | 5,826.93 | 5,826.93 | 5,826.93 | 5,826.93 |
| 331006 | 001 | 7000 | PAVING: CIAC - MAINS | - | - | - | - | - | - | - | - | - |
| 331100 | 001 | 7000 | MAINS: 6" & LARGER | 18,360,011.86 | 18,360,011.86 | 18,373,695.68 | 18,373,695.68 | 18,373,695.68 | 18,373,695.68 | 18,373,695.68 | 18,373,695.68 | 18,373,695.68 |
| 331101 | 001 | 7000 | MAINS: 4" & UNDER | 3,026,783.89 | 3,026,783.89 | 3,026,824.29 | 3,026,824.29 | 3,026,824.29 | 3,026,824.29 | 3,026,824.29 | 3,026,824.29 | 3,026,824.29 |
| 331102 | 001 | 7000 | MAINS: UNKNOWN SIZE | 5,160,328.79 | 5,160,328.79 | 5,160,328.79 | 5,158,840.29 | 5,158,840.29 | 5,158,840.29 | 5,158,840.29 | 5,158,840.29 | 5,158,840.29 |
| 331150 | 001 | 7000 | MAINS: CIAC - 6" & LARGER | 11,246,016.99 | 11,246,016.99 | 11,246,016.99 | 11,211,333.23 | 11,211,333.23 | 11,211,333.23 | 11,211,333.23 | 11,211,333.23 | 11,211,333.23 |
| 331151 | 001 | 7000 | MAINS: CIAC - 4" & UNDER | 956,971.89 | 956,971.89 | 956,971.89 | 956,971.89 | 956,971.89 | 956,971.89 | 956,971.89 | 956,971.89 | 956,971.89 |
| 331152 | 001 | 7000 | MAINS: CIAC - UNKNOWN SIZE | 622,095.25 | 622,095.25 | 622,095.25 | 622,095.25 | 622,095.25 | 622,095.25 | 622,095.25 | 622,095.25 | 622,095.25 |

| | | | | | | | | | | | | | | | | |
|--------|-----|------|--------------------------------------|----------------------|----------------------|----------------------|----------------------|----------------------|----------------------|----------------------|----------------------|----------------------|----------------------|----------------------|----------------------|----------------------|
| 331200 | 001 | 7000 | DISTRIBUTION MAINS - NEW | 48,472.79 | 48,472.79 | 48,472.79 | 48,472.79 | 48,472.79 | 48,472.79 | 48,472.79 | 48,472.79 | 48,472.79 | 48,472.79 | 48,472.79 | 48,472.79 | 48,472.79 |
| 331255 | 001 | 7000 | GATES: CIAC - 4" & UNDER | 114,959.86 | 136,117.08 | 136,117.08 | 136,117.08 | 136,117.08 | 136,117.08 | 136,117.08 | 136,117.08 | 137,426.58 | 137,426.58 | 137,426.58 | 137,426.58 | 137,426.58 |
| 331256 | 001 | 7000 | GATES: CIAC - 6" & LARGER | 246,383.64 | 246,383.64 | 246,383.64 | 246,383.64 | 246,383.64 | 246,383.64 | 246,383.64 | 246,383.64 | 263,744.64 | 263,744.64 | 263,744.64 | 263,744.64 | 263,744.64 |
| 331250 | 001 | 7000 | GATES: 4" & UNDER | 516,823.26 | 518,335.13 | 520,557.24 | 520,670.85 | 520,670.85 | 520,670.85 | 520,670.85 | 520,670.85 | 520,670.85 | 520,670.85 | 520,670.85 | 526,450.33 | 526,450.33 |
| 331251 | 001 | 7000 | GATES: 6" & LARGER | 295,788.77 | 295,788.77 | 297,703.78 | 297,703.78 | 297,703.78 | 297,703.78 | 297,703.78 | 297,703.78 | 297,703.78 | 318,269.81 | 318,269.81 | 318,269.81 | 318,269.81 |
| 331252 | 001 | 7000 | GATES: UNKNOWN SIZE | 148,112.41 | 148,112.41 | 148,112.41 | 148,112.41 | 148,112.41 | 148,112.41 | 148,112.41 | 148,112.41 | 148,112.41 | 148,112.41 | 148,112.41 | 148,112.41 | 148,112.41 |
| 331300 | 001 | 7000 | DIST MAINS: DEVELOPER INSTALL | 5,715,946.16 | 5,755,303.13 | 5,755,303.13 | 5,755,303.13 | 5,755,303.13 | 5,755,303.13 | 5,755,303.13 | 5,755,303.13 | 5,801,558.60 | 5,801,558.60 | 5,801,558.60 | 5,801,558.60 | 5,801,558.60 |
| 331400 | 001 | 7000 | CIAC: PRESSURE REDUCING VALVE VAULTS | 98,000.00 | 98,000.00 | 98,000.00 | 98,000.00 | 98,000.00 | 98,000.00 | 98,000.00 | 98,000.00 | 98,000.00 | 98,000.00 | 98,000.00 | 98,000.00 | 98,000.00 |
| 333004 | 001 | 7000 | PAVEMENTS: SERVICES | 85,379.57 | 85,379.57 | 85,379.57 | 85,379.57 | 85,379.57 | 85,379.57 | 85,379.57 | 85,379.57 | 85,379.57 | 85,379.57 | 85,379.57 | 85,379.57 | 85,379.57 |
| 333100 | 001 | 7000 | NEW SERVICES | 2,212,332.34 | 2,212,466.98 | 2,220,107.57 | 2,218,409.72 | 2,241,716.72 | 2,246,663.72 | 2,261,759.72 | 2,269,256.72 | 2,269,256.72 | 2,299,941.26 | 2,299,941.26 | 2,299,941.26 | 2,299,941.26 |
| 333200 | 001 | 7000 | RENEWED SERVICES | 1,525,668.75 | 1,525,668.75 | 1,528,436.22 | 1,528,436.22 | 1,528,436.22 | 1,528,436.22 | 1,528,436.22 | 1,528,436.22 | 1,528,436.22 | 1,528,436.22 | 1,528,436.22 | 1,528,436.22 | 1,528,436.22 |
| 333230 | 001 | 7000 | DEV INSTALLED SERVICES: CIAC | 3,529,974.81 | 3,529,974.81 | 3,541,708.88 | 3,532,898.76 | 3,537,604.16 | 3,541,989.43 | 3,548,626.55 | 3,551,078.99 | 3,558,164.93 | 3,558,164.93 | 3,558,164.93 | 3,558,164.93 | 3,558,164.93 |
| 333250 | 001 | 7000 | DEV INSTALLED SERVICES: PAID | 1,648,360.07 | 1,648,360.07 | 1,658,103.08 | 1,659,214.46 | 1,661,992.91 | 1,666,265.75 | 1,669,912.79 | 1,675,297.01 | 1,688,185.64 | 1,688,185.64 | 1,688,185.64 | 1,688,185.64 | 1,688,185.64 |
| 334000 | 001 | 7000 | METERING EQUIPMENT | 1,310,291.25 | 1,313,646.09 | 1,321,448.28 | 1,325,399.87 | 1,331,904.00 | 1,332,000.09 | 1,332,652.63 | 1,335,062.69 | 1,335,066.13 | 1,335,066.13 | 1,335,066.13 | 1,335,066.13 | 1,335,066.13 |
| 334100 | 001 | 7000 | RADIOS FOR METERING | 824,938.02 | 825,519.48 | 831,903.13 | 790,310.05 | 791,182.15 | 827,586.66 | 828,264.96 | 830,795.94 | 831,477.29 | 831,477.29 | 831,477.29 | 831,477.29 | 831,477.29 |
| 335000 | 001 | 7000 | FIRE PROT EQUIP: HYDRANTS | 620,312.20 | 620,312.20 | 620,837.41 | 620,837.41 | 620,837.41 | 620,837.41 | 620,837.41 | 620,837.41 | 620,837.41 | 620,837.41 | 620,837.41 | 620,837.41 | 620,837.41 |
| 335005 | 001 | 7000 | HYDRANTS - PAVING | 4,605.74 | 4,605.74 | 4,605.74 | 4,605.74 | 4,605.74 | 4,605.74 | 4,605.74 | 4,605.74 | 4,605.74 | 4,605.74 | 4,605.74 | 4,605.74 | 4,605.74 |
| 335100 | 001 | 7000 | HYDRANTS: CIAC | 1,144,734.29 | 1,144,734.29 | 1,144,734.29 | 1,144,734.29 | 1,144,734.29 | 1,144,734.29 | 1,144,734.29 | 1,144,734.29 | 1,144,734.29 | 1,144,734.29 | 1,144,734.29 | 1,144,734.29 | 1,144,734.29 |
| 339000 | 001 | 7000 | OTHER TRANS/DIST EQUIPMENT | 88,913.08 | 88,913.08 | 88,913.08 | 88,913.08 | 88,913.08 | 88,913.08 | 88,913.08 | 88,913.08 | 88,913.08 | 88,913.08 | 88,913.08 | 88,913.08 | 88,913.08 |
| 114100 | 001 | 7000 | AQUISITION ADJ | (8,706,800.25) | (8,706,800.25) | (8,706,800.25) | (8,706,800.25) | (8,706,800.25) | (8,706,562.38) | (8,706,562.38) | (8,706,562.38) | (8,706,562.38) | (8,706,562.38) | (8,706,562.38) | (8,706,562.38) | (8,706,562.38) |
| 114101 | 001 | 7000 | ACQ ADJ: WESCO | (7,940.20) | (7,940.20) | (7,940.20) | (7,940.20) | (7,940.20) | (7,940.20) | (7,940.20) | (7,940.20) | (7,940.20) | (7,940.20) | (7,940.20) | (7,940.20) | (7,940.20) |
| 114102 | 001 | 7000 | ACQUISITION ADJ: CASTLE REACH | (185,750.00) | (185,750.00) | (185,750.00) | (185,750.00) | (185,750.00) | (185,750.00) | (185,750.00) | (185,750.00) | (185,750.00) | (185,750.00) | (185,750.00) | (185,750.00) | (185,750.00) |
| 114103 | 001 | 7000 | ACQUISITION ADJ: WHITE ROCK SR | (230,800.00) | (230,800.00) | (230,800.00) | (230,800.00) | (230,800.00) | (230,800.00) | (230,800.00) | (230,800.00) | (230,800.00) | (230,800.00) | (230,800.00) | (230,800.00) | (230,800.00) |
| 114104 | 001 | 7000 | ACQUISITION ADJ: LAMPLIGHTER | (276,666.67) | (276,666.67) | (276,666.67) | (276,666.67) | (276,666.67) | (276,666.67) | (276,666.67) | (276,666.67) | (276,666.67) | (276,666.67) | (276,666.67) | (276,666.67) | (276,666.67) |
| 114105 | 001 | 7000 | ACQUISITION ADJ: FLETCHERS | (331,666.66) | (331,666.66) | (331,666.66) | (331,666.66) | (331,666.66) | (331,666.66) | (331,666.66) | (331,666.66) | (331,666.66) | (331,666.66) | (331,666.66) | (331,666.66) | (331,666.66) |
| 115100 | 001 | 7000 | ACCUM AMORT OF ACQ ADJUSTMENT | 4,400,432.18 | 4,414,597.58 | 4,428,762.98 | 4,442,928.39 | 4,457,093.80 | 4,471,259.20 | 4,485,424.61 | 4,499,590.01 | 4,513,755.41 | 4,513,755.41 | 4,513,755.41 | 4,513,755.41 | 4,513,755.41 |
| 115101 | 001 | 7000 | ACCUM AMORT OF ACQ ADJ:WESCO | 3,285.03 | 3,294.62 | 3,304.21 | 3,313.80 | 3,323.39 | 3,332.98 | 3,342.57 | 3,352.16 | 3,361.75 | 3,361.75 | 3,361.75 | 3,361.75 | 3,361.75 |
| 115102 | 001 | 7000 | ACCUM AMORT ACQ ADJ:CASTLE REA | 117,988.14 | 118,462.78 | 118,937.43 | 119,412.07 | 119,886.72 | 120,361.36 | 120,836.01 | 121,310.66 | 121,656.36 | 121,656.36 | 121,656.36 | 121,656.36 | 121,656.36 |
| 115103 | 001 | 7000 | ACCUM AMORT ACQ ADJ:WHITE ROCK | 135,091.56 | 135,621.16 | 136,150.75 | 136,680.35 | 137,209.94 | 137,739.54 | 138,269.15 | 138,798.75 | 139,281.77 | 139,281.77 | 139,281.77 | 139,281.77 | 139,281.77 |
| 115104 | 001 | 7000 | ACCUM AMORT ACQ ADJ:LAMPLIGHTR | 182,897.52 | 183,368.84 | 183,840.15 | 184,311.47 | 184,782.78 | 185,254.10 | 185,725.41 | 186,196.73 | 186,668.04 | 186,668.04 | 186,668.04 | 186,668.04 | 186,668.04 |
| 115105 | 001 | 7000 | ACCUM AMORT ACQ ADJ:FLETCHERS | 220,257.19 | 220,805.52 | 221,353.85 | 221,902.18 | 222,450.51 | 222,998.84 | 223,547.17 | 224,095.50 | 224,643.83 | 224,643.83 | 224,643.83 | 224,643.83 | 224,643.83 |
| | | | | 58,780,933.68 | 58,863,229.56 | 58,945,348.48 | 58,878,450.64 | 58,932,816.60 | 58,999,359.06 | 59,107,194.93 | 59,164,234.55 | 59,237,381.28 | 59,237,381.28 | 59,237,381.28 | 59,237,381.28 | 59,237,381.28 |

Miscellaneous Equipment

| | | | | | | | | | | | | | | | | |
|--------|-----|------|--------------------------------|-------------------|-------------------|-------------------|-------------------|-------------------|-------------------|-------------------|-------------------|-------------------|-------------------|-------------------|-------------------|-------------------|
| 340100 | 001 | 7000 | OFFICE FURNITURE/EQUIPMENT | 2,688.66 | 2,688.66 | 2,688.66 | 2,688.66 | 2,688.66 | 2,688.66 | 2,688.66 | 2,688.66 | 2,688.66 | 2,688.66 | 2,688.66 | 2,688.66 | 2,688.66 |
| 343000 | 001 | 7000 | SHOP EQUIPMENT | 72,937.34 | 72,937.34 | 72,937.34 | 72,937.34 | 72,937.34 | 72,937.34 | 72,937.34 | 72,937.34 | 72,937.34 | 72,937.34 | 72,937.34 | 72,937.34 | 72,937.34 |
| 344000 | 001 | 7000 | LAB EQUIPMENT | 9,592.29 | 9,592.29 | 8,522.34 | 8,522.34 | 8,522.34 | 8,522.34 | 8,522.34 | 8,522.34 | 8,522.34 | 8,522.34 | 8,522.34 | 8,522.34 | 8,522.34 |
| 345500 | 001 | 7000 | POWER OPERATED EQUIP -GEN PLNT | - | - | - | - | - | - | - | - | - | - | - | - | - |
| 346000 | 001 | 7000 | COMMUNICATION EQUIPMENT | 602,060.62 | 602,060.62 | 602,359.58 | 602,359.58 | 602,359.58 | 602,359.58 | 604,422.09 | 613,679.43 | 607,074.37 | 607,074.37 | 607,074.37 | 607,074.37 | 607,074.37 |
| 347110 | 001 | 7000 | COMPUTER EQUIPMENT | 73,467.71 | 73,467.71 | 73,467.71 | 73,467.71 | 73,467.71 | 73,467.71 | 73,467.71 | 73,467.71 | 73,467.71 | 73,467.71 | 73,467.71 | 73,467.71 | 73,467.71 |
| 348000 | 001 | 7000 | MISCELLANEOUS GENERAL EQUIP | 10,364.16 | 10,364.16 | 10,364.16 | 10,364.16 | 10,364.16 | 10,364.16 | 10,364.16 | 10,364.16 | 10,364.16 | 10,364.16 | 10,364.16 | 10,364.16 | 10,364.16 |
| | | | | 771,110.78 | 771,110.78 | 770,339.79 | 770,339.79 | 770,339.79 | 770,339.79 | 772,402.30 | 781,659.64 | 775,054.58 | 775,054.58 | 775,054.58 | 775,054.58 | 775,054.58 |

Intangible Plant

| | | | | | | | | | | | | | | | | |
|--------|-----|------|--------------------------------|-------------------|-------------------|-------------------|-------------------|-------------------|-------------------|-------------------|-------------------|-------------------|-------------------|-------------------|-------------------|-------------------|
| 301000 | 001 | 7000 | ORGANIZATION EXPENSE | 386,400.05 | 386,400.05 | 386,400.05 | 386,400.05 | 386,400.05 | 386,400.05 | 386,400.05 | 386,400.05 | 386,400.05 | 386,400.05 | 386,400.05 | 386,400.05 | 386,400.05 |
| 301260 | 001 | 7000 | ORGANIZATION EXP: THURSTON WDS | - | - | - | - | - | - | - | - | - | - | - | - | - |
| 301270 | 001 | 7000 | ORGANIZATION EXP: LAMPLIGHTER | - | - | - | - | - | - | - | - | - | - | - | - | - |
| 301740 | 001 | 7000 | ORGANIZATION EXP: FLETCHERS | - | - | - | - | - | - | - | - | - | - | - | - | - |
| 302100 | 001 | 7000 | FRANCHISES & CONSENTS | 21,445.54 | 21,445.54 | 21,445.54 | 21,445.54 | 21,445.54 | 21,445.54 | 21,445.54 | 21,445.54 | 21,445.54 | 21,445.54 | 21,445.54 | 21,445.54 | 21,445.54 |
| 302230 | 001 | 7000 | FRANCHISE FEES: CASTLE REACH | 48,432.05 | 48,432.05 | 48,432.05 | 48,432.05 | 48,432.05 | 48,432.05 | 48,432.05 | 48,432.05 | 48,432.05 | 48,432.05 | 48,432.05 | 48,432.05 | 48,432.05 |
| 302420 | 001 | 7000 | FRANCHISE FEES: WHITE ROCK | - | - | - | - | - | - | - | - | - | - | - | - | - |
| 302730 | 001 | 7000 | FRANCHISE FEES: WESCO | - | - | - | - | - | - | - | - | - | - | - | - | - |
| | | | | 456,277.64 | 456,277.64 | 456,277.64 | 456,277.64 | 456,277.64 | 456,277.64 | 456,277.64 | 456,277.64 | 456,277.64 | 456,277.64 | 456,277.64 | 456,277.64 | 456,277.64 |

Total Plant in Service

| | | | | | | | | |
|----------------------|----------------------|----------------------|----------------------|----------------------|----------------------|----------------------|----------------------|----------------------|
| 78,390,280.77 | 78,477,258.45 | 78,601,908.15 | 78,536,281.13 | 78,612,867.67 | 78,631,719.13 | 78,753,403.56 | 78,825,498.06 | 78,896,767.51 |
|----------------------|----------------------|----------------------|----------------------|----------------------|----------------------|----------------------|----------------------|----------------------|

Accumulated Depreciation

| | | | | | | | | |
|---|---|---|---|---|---|---|---|---|
| - | - | - | - | - | - | - | - | - |
|---|---|---|---|---|---|---|---|---|

| | | | | | | | | | | | | |
|--------|-----|------|--------------------------------------|------------------------|------------------------|------------------------|------------------------|------------------------|------------------------|------------------------|------------------------|------------------------|
| 108000 | 001 | 7000 | ACCUMULATED DEPRECIATION | (21,987,200.89) | (22,129,549.72) | (22,251,246.22) | (22,356,793.13) | (22,498,856.94) | (22,622,155.25) | (22,764,313.15) | (22,906,675.62) | (23,040,518.53) |
| 108001 | 001 | 7000 | ACCUM DEPREC: COST OF REMOVAL | 1,701,418.04 | 1,701,958.77 | 1,705,951.00 | 1,706,550.94 | 1,708,949.86 | 1,709,306.88 | 1,710,688.96 | 1,713,886.07 | 1,714,832.59 |
| 108002 | 001 | 7000 | ACCUMULATED DEPRECIATION: LOSS | 2,430,308.96 | 2,430,308.96 | 2,446,367.62 | 2,501,167.29 | 2,501,167.29 | 2,538,243.29 | 2,538,243.29 | 2,538,243.29 | 2,540,028.34 |
| 108999 | 001 | 7000 | ACCUM DEPREC: ACQUIS ADJUSTMNT | - | - | - | - | - | - | - | - | - |
| | | | | (17,855,473.89) | (17,997,281.99) | (18,098,927.60) | (18,149,074.90) | (18,288,739.79) | (18,374,605.08) | (18,515,380.90) | (18,654,546.26) | (18,785,657.60) |
| | | | Net Plant in Service | 60,534,806.88 | 60,479,976.46 | 60,502,980.55 | 60,387,206.23 | 60,324,127.88 | 60,257,114.05 | 60,238,022.66 | 60,170,951.80 | 60,111,109.91 |
| | | | Construction Work in Progress | | | | | | | | | |
| 105222 | 001 | 7000 | CWIP: CONTRACTOR CLEARING | 425,060.69 | 433,063.38 | 433,063.38 | 433,063.38 | 435,765.62 | 440,218.81 | 425,060.69 | 430,253.26 | 430,253.26 |
| 105444 | 001 | 7000 | CWIP: CONTRACTOR CLEARING | (227,330.41) | (217,139.44) | (207,690.60) | (138,222.30) | (52,026.13) | 186,380.90 | 214,911.59 | 295,127.26 | 314,869.98 |
| | | | | 60,732,537.16 | 60,695,900.40 | 60,728,353.33 | 60,682,047.31 | 60,707,867.37 | 60,883,713.76 | 60,877,994.94 | 60,896,332.32 | 60,856,233.15 |
| | | | Current Assets | | | | | | | | | |
| | | | Cash | | | | | | | | | |
| 131120 | 001 | 7000 | CASH: BANK OF AMERICA OPERATNG | - | - | - | - | - | - | - | - | - |
| 131110 | 001 | 7000 | CASH: PETTY CASH PAC | 900.00 | 900.00 | 900.00 | 900.00 | 900.00 | 900.00 | 900.00 | 900.00 | 900.00 |
| 131350 | 001 | 7000 | RESTRICTED CASH - TD BANK - RSF | 186,541.34 | 179,033.26 | 259,314.56 | 251,649.91 | 260,768.69 | 290,264.50 | 327,211.59 | 361,766.29 | 375,889.78 |
| 131375 | 001 | 7000 | DSRR 1.0 RSF | 689,982.09 | 707,320.58 | 889,507.55 | 906,552.05 | 984,944.97 | 1,123,932.26 | 1,285,523.74 | 1,439,127.02 | 1,128,895.83 |
| 131380 | 001 | 7000 | MOERR RSF | (1,174,743.45) | (1,285,203.64) | (749,802.42) | (970,489.79) | (1,017,457.74) | (908,909.99) | (684,660.46) | (546,975.84) | (556,465.94) |
| 131385 | 001 | 7000 | MOERR | 146,880.64 | 280,798.54 | (419,144.25) | (426,396.52) | 413,328.60 | 532,563.53 | 1,042,398.10 | (1,516,895.81) | (1,718,693.54) |
| 131390 | 001 | 7000 | DSRR 1.0 | 222,402.13 | 375,810.33 | 347,873.83 | 219,814.97 | 248,852.60 | 187,786.10 | 219,120.46 | 285,212.29 | 188,558.76 |
| 131395 | 001 | 7000 | DSRR 0.1 | 299,608.42 | 312,693.55 | 342,263.53 | 355,319.27 | 374,509.85 | 399,759.86 | 427,270.30 | 453,981.92 | 477,109.40 |
| 133100 | 001 | 7000 | OTHER SPECIAL DEPOSITS | 39,170.00 | 39,170.00 | 39,170.00 | 39,170.00 | 39,170.00 | 39,170.00 | 39,170.00 | 39,170.00 | 39,170.00 |
| | | | Accounts Receivable, Net | | | | | | | | | |
| 141000 | 001 | 7000 | A/R: BILLED WATER REVENUE | 614,171.17 | 637,446.35 | 515,850.60 | 656,050.21 | 556,847.11 | 616,903.75 | 1,073,835.04 | 783,372.64 | 1,119,303.03 |
| 141100 | 001 | 7000 | CUSTOMER AR MISC | - | - | - | 1,974.03 | 1,974.03 | - | - | - | - |
| 141400 | 001 | 7000 | A/R: MISCELLANEOUS | 339,618.65 | 341,245.06 | 405,673.88 | 341,088.20 | 345,206.25 | 349,711.40 | 436,916.36 | 642,643.14 | 474,112.69 |
| 143901 | 001 | 7000 | ALLOWANCE FOR DOUBTFUL ACCTS | (2,000.00) | (2,000.00) | (2,000.00) | (2,000.00) | (2,000.00) | (2,000.00) | (2,000.00) | (2,000.00) | (2,000.00) |
| 143902 | 001 | 7000 | ALLOW DOUBTFUL ACCT: NON-WATER | - | - | - | - | - | - | - | - | - |
| | | | | 951,789.82 | 976,691.41 | 919,524.48 | 997,112.44 | 902,027.39 | 964,615.15 | 1,508,751.40 | 1,424,015.78 | 1,591,415.72 |
| 173150 | 001 | 7000 | A/R: UNBILLED WATER REVENUE | 672,800.00 | 690,534.00 | 730,436.00 | 634,241.00 | 796,948.00 | 1,015,231.00 | 984,694.00 | 1,068,228.00 | 821,251.00 |
| 173153 | 001 | 7000 | AR UNBIL REV:CAP RECOV RECOUP | - | - | - | - | - | - | - | - | - |
| 173155 | 001 | 7000 | A/R:UNBILLED QCPAC RECOUPMENT | - | - | - | 203,093.99 | 178,246.90 | 137,364.48 | 96,828.76 | 55,899.45 | 15,671.82 |
| 173200 | 001 | 7000 | A/R:UNBILLED WATER REV-RECOUP | - | - | - | - | - | - | - | - | - |
| 173300 | 001 | 7000 | A/R:UNBILLED WATER REV-RECOUP 2017 | 285.35 | 285.35 | 936,670.74 | 936,670.74 | 936,670.74 | 936,670.74 | 857,109.11 | 777,032.36 | 694,226.17 |
| | | | | 673,085.35 | 690,819.35 | 1,667,106.74 | 1,774,005.73 | 1,911,865.64 | 2,089,266.22 | 1,938,631.87 | 1,901,159.81 | 1,531,148.99 |
| | | | Inventory & Supplies | | | | | | | | | |
| 151000 | 001 | 7000 | INVENTORY | - | - | - | - | - | - | - | - | - |
| 151101 | 001 | 7000 | INVENTORY: METERS - PEU | - | - | - | - | - | - | - | - | - |
| 151400 | 001 | 7000 | INVENTORY: CHEMICALS | - | - | - | - | - | - | - | - | - |
| | | | Prepaid Expenses & Other | | | | | | | | | |
| 162100 | 001 | 7000 | PREPAID INSURANCE | 866.76 | 23,871.31 | 17,500.17 | 33,756.87 | 35,172.45 | 36,588.03 | 23,162.49 | 34,859.07 | 36,141.29 |
| 162300 | 001 | 7000 | PREPAID PROPERTY TAXES | - | - | - | - | - | - | - | - | - |
| 162700 | 001 | 7000 | PREPAID EXPENSES | 7,005.81 | 9,875.64 | 4,987.47 | 3,628.30 | 19,178.13 | 13,939.96 | 13,834.13 | 12,888.34 | 11,977.51 |
| 163310 | 001 | 7000 | PREPAID PROPERTY TAXES | 174,344.47 | 87,172.18 | - | - | - | 248,000.59 | 165,333.72 | 82,666.85 | - |
| | | | | 182,217.04 | 120,919.13 | 22,487.64 | 37,385.17 | 54,350.58 | 298,528.58 | 202,330.34 | 130,414.26 | 48,118.80 |
| 233500 | 001 | 7000 | INTERCO PAY/REC: PEU/PWS | 4,600.18 | 5,778.34 | 5,779.54 | 5,781.95 | 5,787.08 | 5,796.60 | 5,806.13 | 5,819.76 | 5,833.42 |
| 233550 | 001 | 7000 | AP INTERCO PAY/REC: PEU/PWS | - | - | - | - | 737.77 | 737.77 | 737.77 | 737.77 | 737.77 |
| 233800 | 001 | 7000 | AP INTERCO PAY/REC: PEU/PAC | 22,238.22 | 22,553.62 | 23,413.43 | 23,821.55 | 26,690.44 | 31,076.56 | 34,876.56 | 38,407.04 | 38,668.94 |
| | | | | 26,838.40 | 28,331.96 | 29,192.97 | 29,603.50 | 33,215.29 | 37,610.93 | 41,420.46 | 44,964.57 | 45,240.13 |

| | | | | | | | | | | | | |
|-------------------------------|-----|------|---|---------------------|---------------------|---------------------|---------------------|---------------------|---------------------|---------------------|---------------------|---------------------|
| Total Current Assets | | | | 2,244,671.78 | 2,427,284.47 | 3,348,394.63 | 3,214,626.73 | 4,206,475.87 | 5,055,487.14 | 6,348,067.80 | 4,016,840.29 | 3,151,287.93 |
| Other Assets | | | | | | | | | | | | |
| Abandoned Property | | | | | | | | | | | | |
| 182200 | 001 | 7000 | ABANDONED 8" MAIN -RANGE RD | - | - | - | - | - | - | - | - | - |
| 182400 | 001 | 7000 | ABAND PUMP STA: SPRINGWOOD HLS | - | - | - | - | - | - | - | - | - |
| Other Deferred Charges | | | | | | | | | | | | |
| 186000 | 001 | 7000 | PHASE II & V WAIVER - NC | - | - | - | - | - | - | - | - | - |
| 186100 | 001 | 7000 | ACQUISITION PREMIUM - MARA | 6,903,382.82 | 6,883,983.48 | 6,864,584.14 | 6,845,184.80 | 6,825,785.47 | 6,806,386.13 | 6,786,986.88 | 6,767,587.54 | 6,748,188.20 |
| 186130 | 001 | 7000 | SERGEANT WOODS-NEWTON, NH | - | - | - | - | - | - | - | - | - |
| 186175 | 001 | 7000 | CROSS CONNECTION SURVEY-PEU | - | - | - | - | - | - | - | - | - |
| 186195 | 001 | 7000 | SPRUCE POND-WINDHAM NH-ACQUIST | - | - | - | - | - | - | - | - | - |
| 186200 | 001 | 7000 | CLEAN/DISPOSE OF TANK SLUDGE | - | - | - | - | - | - | - | - | - |
| 186205 | 001 | 7000 | PELHAM WATER SUPPLY STUDY | - | - | - | - | - | - | - | - | - |
| 186210 | 001 | 7000 | LAKES REGION WATER CO-ACQUISIT | - | - | - | - | - | - | - | - | - |
| 186215 | 001 | 7000 | WINNISQUAM VILLAGE CONDO'S | - | - | - | - | - | - | - | - | - |
| 186220 | 001 | 7000 | DANIELS LAKE ACQ - WEARE, NH | - | - | - | - | - | - | - | - | - |
| 186230 | 001 | 7000 | FREEDOM VILLAGE ACQUISITION | - | - | - | - | - | - | - | - | - |
| 186240 | 001 | 7000 | SARBANES-OXLEY | - | - | - | - | - | - | - | - | - |
| 186250 | 001 | 7000 | BIRCH HILL GIARDIA SUIT | - | - | - | - | - | - | - | - | - |
| 186260 | 001 | 7000 | NORTH CONWAY LAND SALE | - | - | - | - | - | - | - | - | - |
| 186265 | 001 | 7000 | ABATEMENT | 6,837.59 | 6,837.59 | 6,837.59 | 6,837.59 | 6,837.59 | 6,837.59 | 6,837.59 | 6,837.59 | 6,837.59 |
| 186266 | 001 | 7000 | ABATEMENT | - | - | - | - | - | - | - | - | - |
| 186267 | 001 | 7000 | LITCHFIELD WHOLESALE WATER SUPPLY CONTRACT FEES | 4,131.31 | 4,110.34 | 4,089.37 | 4,068.40 | 4,047.43 | 4,026.46 | 4,005.49 | 3,984.52 | 3,963.55 |
| 186270 | 001 | 7000 | LONDONDERRY VULNERABILITY STUDY | - | - | - | - | - | - | - | - | - |
| 186271 | 001 | 7000 | LONDONDERRY CORE RE-CHLORIMATION | 12,172.14 | 12,023.70 | 11,875.26 | 11,726.82 | 11,578.38 | 11,429.94 | 11,281.50 | 11,133.06 | 10,984.62 |
| 186272 | 001 | 7000 | LONDONDERRY RRA AND ERP | 2,403.18 | 2,373.87 | 2,344.56 | 2,315.25 | 2,285.94 | 2,256.63 | 2,227.32 | 2,198.01 | 2,168.70 |
| 186280 | 001 | 7000 | LITCHFIELD VULNERABILITY STUDY | - | - | - | - | - | - | - | - | - |
| 186280 | 001 | 7000 | GRANT AVAILABILITY STUDY - NC | - | - | - | - | - | - | - | - | - |
| 186281 | 001 | 7000 | LITCHFIELD RRA AND ERP | 4,861.60 | 4,861.60 | 4,861.60 | 4,861.60 | 4,861.60 | 4,861.60 | 4,861.60 | 4,803.03 | 4,744.46 |
| 186300 | 001 | 7000 | WINDHAM WATER SUPPLY STUDY | - | - | - | - | - | - | - | - | - |
| 186310 | 001 | 7000 | W&E WATER SYSTEM SUPPLY STUDY | 7,964.14 | 7,930.67 | 7,897.20 | 7,863.73 | 7,830.26 | 7,796.79 | 7,763.32 | 7,729.85 | 7,696.38 |
| 186311 | 001 | 7000 | MSDC W&E INTERCONNECTION | 116,475.38 | 115,985.99 | 115,496.60 | 115,007.21 | 114,517.82 | 114,028.43 | 113,539.04 | 113,049.65 | 112,560.26 |
| 186325 | 001 | 7000 | BEAVER HOLLOW TANK CLEANING | - | - | - | - | - | - | - | - | - |
| 186360 | 001 | 7000 | W&E WATER SUPPLY STUDY | 1,043.13 | 1,020.47 | 997.81 | 975.15 | 952.49 | 929.83 | 907.17 | 884.51 | 861.85 |
| 186370 | 001 | 7000 | LOCKE LAKE WELL/GROUNDWATER STUDY | 15,182.45 | 14,982.50 | 14,782.56 | 14,582.61 | 14,382.66 | 14,182.72 | 13,982.78 | 13,782.83 | 13,582.89 |
| 186375 | 001 | 7000 | AIRSTRIIP STATION UPGRADE STUDY | 15,767.62 | 15,697.86 | 15,628.10 | 15,558.34 | 15,488.58 | 15,418.82 | 15,349.06 | 15,279.30 | 15,209.54 |
| 186380 | 001 | 7000 | RATE CASE EXPENSE: 2007 | - | - | - | - | - | - | - | - | - |
| 186400 | 001 | 7000 | RATE CASE EXP: NORTH COUNTRY | - | - | - | - | - | - | - | - | - |
| 186410 | 001 | 7000 | RATE CASE EXPENSE: 2012 | - | - | - | - | - | - | - | - | - |
| 186415 | 001 | 7000 | RATE CASE EXPENSE: 2017 | - | - | - | - | - | - | - | - | - |
| 186416 | 001 | 7000 | RATE CASE EXPENSE: 2019 | 114,461.19 | 114,461.19 | 118,358.69 | 118,358.69 | 120,931.98 | 121,131.98 | 110,651.65 | 100,138.00 | 89,637.44 |
| 186420 | 001 | 7000 | LOCKE LAKE LEAK DETECTION | - | - | - | - | - | - | - | - | - |
| 186500 | 001 | 7000 | MANCHESTER SRCE DEV CHARGE:LY | 454,787.20 | 450,956.11 | 447,124.97 | 443,293.87 | 439,462.77 | 435,631.64 | 431,800.51 | 427,969.43 | 424,138.29 |
| 186510 | 001 | 7000 | MSCD: MAPLE HILLS - DERRY | 19,844.01 | 19,568.25 | 19,292.49 | 19,016.73 | 18,740.97 | 18,465.21 | 18,189.45 | 17,913.69 | 17,637.93 |
| 186675 | 001 | 7000 | WEB SITE UPGRADE 2006 | - | - | - | - | - | - | - | - | - |
| 186680 | 001 | 7000 | WEB-SITE UPGRADE 2011 | - | - | - | - | - | - | - | - | - |
| 186700 | 001 | 7000 | N CONWAY WATER INTERCONNECT | 36,007.78 | 35,507.39 | 35,007.00 | 34,506.61 | 34,006.22 | 33,505.83 | 33,005.44 | 32,505.05 | 32,004.66 |
| 186701 | 001 | 7000 | N CONWAY WATER PREC-BUY IN FEE | 796.85 | 785.78 | 774.72 | 763.65 | 752.59 | 741.52 | 730.46 | 719.39 | 708.33 |
| 186710 | 001 | 7000 | SKYVIEW ESTATES - PELHAM | 3,308.80 | 3,308.80 | 3,308.80 | 3,308.80 | 3,308.80 | 3,308.80 | 3,308.80 | 3,308.80 | 3,308.80 |
| 186720 | 001 | 7000 | BOW HIGHLANDS, BOW NH-ACQUISIT | 1,683.34 | 1,654.81 | 1,626.25 | 1,597.74 | 1,569.23 | 1,540.67 | 1,512.13 | 1,483.60 | 1,455.04 |
| 186730 | 001 | 7000 | CO-BANK DEFERRED PATRONAGE | 212,825.39 | 212,825.39 | 245,989.27 | 245,989.27 | 245,989.27 | 245,989.27 | 245,989.27 | 245,989.27 | 245,989.27 |
| 186750 | 001 | 7000 | CO-BANK DEFERRED PATRONAGE | - | - | - | - | - | - | - | - | - |

| | | | | | | | | | | | | |
|--------|-----|------|---|------------------------|-----------------------|-----------------------|-----------------------|-----------------------|-----------------------|-----------------------|-----------------------|-----------------------|
| | | | | 7,933,935.92 | 7,908,875.79 | 7,920,876.98 | 7,895,816.86 | 7,873,330.05 | 7,848,469.86 | 7,812,929.46 | 7,777,297.12 | 7,741,677.80 |
| 188100 | 001 | 7000 | ACQUISITION PREMIUM - MARA | - | - | - | - | - | - | - | - | - |
| | | | Unamortized Debt Expense | | | | | | | | | |
| 181000 | 001 | 7000 | UNAMORTIZED DEBT EXPENSE | 228,367.67 | 226,792.95 | 224,922.05 | 224,843.15 | 224,960.25 | 223,117.35 | 221,582.45 | 220,061.55 | 218,240.65 |
| | | | Total Other Assets | 8,162,303.59 | 8,135,668.74 | 8,145,799.03 | 8,120,660.01 | 8,098,290.30 | 8,071,587.21 | 8,034,511.91 | 7,997,358.67 | 7,959,918.45 |
| | | | Total Assets | 71,139,512.53 | 71,258,853.61 | 72,222,546.99 | 72,017,334.05 | 73,012,633.54 | 74,010,788.11 | 75,260,574.65 | 72,910,531.28 | 71,967,439.53 |
| | | | Equity and Liabilities | | | | | | | | | |
| | | | Shareholder's Equity | | | | | | | | | |
| 201100 | 001 | 7000 | COMMON STOCK | (100.00) | (100.00) | (100.00) | (100.00) | (100.00) | (100.00) | (100.00) | (100.00) | (100.00) |
| 211000 | 001 | 7000 | ADDITIONAL PAID IN CAPITAL | (10,729,278.88) | (9,987,871.69) | (9,987,871.69) | (9,987,871.69) | (9,987,871.69) | (9,987,871.69) | (9,987,871.69) | (9,987,871.69) | (9,987,871.69) |
| 438000 | 001 | 7000 | DIVIDENDS: COMMON STOCK | - | - | - | - | - | - | - | - | - |
| 219000 | 001 | 7000 | OTHER COMPREHENSIVE INCOME | 155,914.20 | 150,144.00 | 99,157.80 | 71,749.80 | 83,320.80 | 61,797.00 | 78,583.20 | 46,443.60 | 7,077.00 |
| | | | | (10,573,464.68) | (9,837,827.69) | (9,888,813.89) | (9,916,221.89) | (9,904,650.89) | (9,926,174.69) | (9,909,388.49) | (9,941,528.09) | (9,980,894.69) |
| 215500 | 001 | 7000 | RETAINED EARNINGS BEG - PEU | 2,479,920.01 | 2,479,920.01 | 2,479,920.01 | 2,479,920.01 | 2,479,920.01 | 2,479,920.01 | 2,479,920.01 | 2,479,920.01 | 2,479,920.01 |
| | | | Net Profit or Loss | 152,562.33 | 216,780.63 | (444,698.80) | (482,805.85) | (494,148.10) | (712,440.84) | (998,551.11) | (1,229,435.86) | (1,279,921.85) |
| | | | Total Equity | (7,940,982.34) | (7,141,127.05) | (7,853,592.68) | (7,919,107.73) | (7,918,878.98) | (8,158,695.52) | (8,428,019.59) | (8,691,043.94) | (8,780,896.53) |
| 221000 | 001 | 7000 | LONG TERM DEBT: BONDS & NOTES | - | - | - | - | - | - | - | - | - |
| 221002 | 001 | 7000 | LTD - SRF LOAN: GREEN HILLS | (32,243.75) | (30,800.00) | (29,356.25) | (27,912.50) | (26,468.75) | (25,025.00) | (23,581.25) | (22,137.50) | (20,693.75) |
| 221003 | 001 | 7000 | LTD-SRF LOAN PELHAM TANK PROJ | (143,159.94) | (140,312.88) | (137,457.54) | (134,593.91) | (131,721.95) | (128,841.65) | (125,952.97) | (123,055.89) | (120,150.39) |
| 221004 | 001 | 7000 | LTD-SRF LOAN: MAPLE HILLS | (259,686.00) | (257,039.00) | (254,386.00) | (251,726.00) | (249,060.00) | (246,387.00) | (243,708.00) | (241,022.00) | (238,329.00) |
| 221005 | 001 | 7000 | LTD - SRF LOAN/BIRCH HILL | (922,453.64) | (914,794.57) | (907,117.22) | (899,421.54) | (891,707.50) | (883,975.05) | (876,224.14) | (868,454.73) | (860,666.78) |
| 221006 | 001 | 7000 | LTD - SRF LOAN/LOCKE LAKE | (74,907.38) | (73,879.38) | (72,851.38) | (71,824.38) | (70,798.38) | (69,773.38) | (68,748.38) | (67,724.38) | (66,701.38) |
| 221007 | 001 | 7000 | LTD - SRF LOAN/LOCKE LAKE 2011 | (124,121.76) | (123,407.81) | (122,689.57) | (121,967.04) | (121,240.21) | (120,509.06) | (119,773.58) | (119,033.78) | (118,289.64) |
| 221008 | 001 | 7000 | LTD/SRF LOAN: LIBERTY TREE | (198,793.00) | (197,890.00) | (196,982.00) | (196,068.00) | (195,148.00) | (194,223.00) | (193,292.00) | (192,355.00) | (191,412.00) |
| 221009 | 001 | 7000 | LTD/SRF LOAN: LOCKE LAKE 2012 | (243,282.13) | (241,670.83) | (240,055.87) | (238,437.25) | (236,814.97) | (235,189.01) | (233,559.36) | (231,926.03) | (230,288.99) |
| 221010 | 001 | 7000 | LTD: COBANK 4.5M LOAN | (2,030,679.58) | (2,028,610.30) | (1,969,996.20) | (1,969,996.20) | (1,967,862.43) | (1,909,164.90) | (1,909,164.90) | (1,847,789.49) | (1,847,789.49) |
| 221011 | 001 | 7000 | LTD: COBANK 1.7M LOAN | (1,052,718.73) | (1,045,852.93) | (1,038,650.22) | (1,031,740.56) | (1,024,706.00) | - | - | - | - |
| 221012 | 001 | 7000 | LTD: COBANK 925K LOAN | (579,096.02) | (575,456.73) | (571,600.32) | (567,933.60) | (564,186.41) | (560,492.56) | (556,719.02) | (552,997.84) | (549,263.04) |
| 221013 | 001 | 7000 | LTD: LOCKE LAKE 2012-PHASE2 | (273,213.78) | (271,670.33) | (270,123.37) | (268,572.91) | (267,018.93) | (265,461.43) | (263,900.41) | (262,335.84) | (260,767.73) |
| 221014 | 001 | 7000 | LTD: LOCKE LAKE-WINWOOD & MONROE | (281,813.26) | (280,360.91) | (278,905.27) | (277,446.32) | (275,984.07) | (274,518.50) | (273,049.61) | (271,577.39) | (270,101.84) |
| 221015 | 001 | 7000 | LTD: SRF LOAN/HICKORY & AVERY | (302,506.71) | (300,900.89) | (299,291.56) | (297,678.73) | (296,062.38) | (294,442.51) | (292,819.11) | (291,192.16) | (289,561.67) |
| 221016 | 001 | 7000 | LTD: SRF LOAN/W&E MAIN REPLACEMENT | (745,998.69) | (742,154.17) | (738,301.26) | (734,439.95) | (730,570.23) | (726,692.08) | (722,805.47) | (718,910.39) | (715,006.81) |
| 221017 | 001 | 7000 | LTD: SRF LOAN-HARDWOOD TREATMENT | (413,803.36) | (411,632.02) | (409,456.22) | (407,275.96) | (405,091.21) | (402,901.98) | (400,708.25) | (398,510.02) | (396,307.27) |
| 221018 | 001 | 7000 | LTD: COBANK 625K LOAN | (504,295.14) | (502,779.06) | (501,051.28) | (499,521.51) | (497,917.29) | (496,374.29) | (494,757.22) | (493,200.89) | (491,637.99) |
| 221019 | 001 | 7000 | LTD: SRF/LOCKE LAKE-WINWOOD & MONROE PHASE II | (295,414.70) | (293,908.70) | (292,399.70) | (290,887.70) | (289,372.70) | (287,854.70) | (286,332.70) | (284,807.70) | (283,279.70) |
| 221020 | 001 | 7000 | LTD: COBANK 1.25M PORTION OF 2.2M LOAN | (1,055,330.54) | (1,052,368.13) | (1,049,026.68) | (1,046,041.47) | (1,042,923.43) | (1,039,916.15) | (1,036,776.67) | (1,033,747.16) | (1,030,706.69) |
| 221021 | 001 | 7000 | LTD: SRF/LOCKE LAKE-VARNEY ROAD | (1,153,404.58) | (1,147,742.70) | (1,142,071.58) | (1,136,391.19) | (1,130,701.53) | (1,125,002.57) | (1,119,294.30) | (1,113,576.71) | (1,107,849.78) |
| 221022 | 001 | 7000 | LTD: COBANK 950K PORTION OF 2.2M LOAN | (812,628.83) | (810,510.43) | (808,056.99) | (805,919.57) | (803,665.14) | (801,509.46) | (799,237.28) | (797,063.18) | (794,880.04) |
| 221023 | 001 | 7000 | LTD: SRF/BRADY AVE | (464,991.32) | (463,960.82) | (462,927.99) | (461,892.82) | (460,855.30) | (459,815.44) | (458,773.23) | (457,728.67) | (456,681.75) |
| 221024 | 001 | 7000 | LTD: SRF/MERRIMACK RIVER CROSSING | (2,053,606.33) | (2,044,864.76) | (2,036,108.92) | (2,027,338.77) | (2,018,554.30) | (2,009,755.48) | (2,000,942.29) | (1,992,114.71) | (1,983,272.71) |
| 221025 | 001 | 7000 | LTD: COBANK 350K LOAN | (315,015.61) | (314,330.62) | (313,502.88) | (312,810.95) | (312,069.53) | (311,371.02) | (310,623.21) | (309,918.06) | (309,209.68) |
| 221026 | 001 | 7000 | LTD: SRF/HILLCREST ROAD | (207,112.42) | (206,230.80) | (205,347.74) | (204,463.24) | (203,577.30) | (202,689.91) | (201,801.07) | (200,910.78) | (200,019.03) |
| 221027 | 001 | 7000 | LTD: SRF/LOCKE LAKE GEORGETOWN MAIN | (1,043,687.65) | (1,041,402.62) | (1,039,113.77) | (1,036,821.09) | (1,034,524.57) | (1,032,224.21) | (1,029,920.01) | (1,027,611.96) | (1,025,300.06) |

| | | | | | | | | | | | | | | |
|--------|-----|------|--|-----------------------|-----------------------|-----------------------|-----------------------|-----------------------|------------------------|------------------------|-----------------------|-----------------------|----------------|----------------|
| 221156 | 001 | 7000 | FORGIVAB DEBT:STD LOCKLKE 2007 | (3,759.84) | (3,759.84) | (3,759.84) | (3,759.84) | (3,759.84) | (3,759.84) | (3,759.84) | (3,759.84) | (3,759.84) | (3,759.84) | (3,759.84) |
| 221157 | 001 | 7000 | FORGIVABLE STD:LOCKE LAKE 2011 | (6,025.08) | (6,025.08) | (6,025.08) | (6,025.08) | (6,025.08) | (6,025.08) | (6,025.08) | (6,025.08) | (6,025.08) | (6,025.08) | (6,025.08) |
| 221158 | 001 | 7000 | FORGIVABLE STD:LIBERTY TREE | (7,029.24) | (7,029.24) | (7,029.24) | (7,029.24) | (7,029.24) | (7,029.24) | (7,029.24) | (7,029.24) | (7,029.24) | (7,029.24) | (7,029.24) |
| 221160 | 001 | 7000 | FORGIVABLE STD: BRADY AVE | (2,095.20) | (2,095.20) | (2,095.20) | (2,095.20) | (2,095.20) | (2,095.20) | (2,095.20) | (2,095.20) | (2,095.20) | (2,095.20) | (2,095.20) |
| 221161 | 001 | 7000 | FORGIVABLE STD: LOCKE LAKE GEORGETOWN | (6,883.08) | (6,883.08) | (6,883.08) | (6,883.08) | (6,883.08) | (6,883.08) | (6,883.08) | (6,883.08) | (6,883.08) | (6,883.08) | (6,883.08) |
| 221162 | 001 | 7000 | FORGIVABLE STD: LOCKE LAKE AIRSTRIP WELL | (3,557.04) | (3,557.04) | (3,557.04) | (3,557.04) | (3,557.04) | (3,557.04) | (3,557.04) | (3,557.04) | (3,557.04) | (3,557.04) | (3,557.04) |
| 221163 | 001 | 7000 | FORGIVABLE STD: LOCKE LAKE SURFACE WATER | (12,299.40) | (12,299.40) | (12,299.40) | (12,299.40) | (12,299.40) | (12,299.40) | (12,299.40) | (12,299.40) | (12,299.40) | (12,299.40) | (12,299.40) |
| | | | Current Portion of Long Term Debt | (1,297,342.89) | (1,301,935.27) | (1,304,344.02) | (1,306,878.95) | (1,311,514.34) | (2,331,814.41) | (2,327,251.24) | (2,324,969.68) | (2,320,520.23) | | |
| 184100 | 001 | 7000 | CLEARING ACCOUNT | (34,781.61) | (34,781.61) | (34,781.61) | (34,781.61) | (34,781.61) | (34,781.61) | (34,781.61) | (34,781.61) | (34,781.61) | (34,781.61) | (35,241.22) |
| 222000 | 001 | 7000 | ACCOUNTS PAYABLE | - | - | - | - | - | - | - | - | - | - | - |
| 231000 | 001 | 7000 | ACCOUNTS PAYABLE | (139,865.49) | (100,274.94) | (25,339.74) | (122,901.59) | (74,367.68) | (320,616.90) | (204,995.37) | (51,482.79) | (93,676.21) | | |
| 231111 | 001 | 7000 | A/P | (2,660.00) | (700.00) | - | (2,324.00) | - | (1,173.29) | - | - | - | (1,062.75) | |
| 231222 | 001 | 7000 | ACCOUNTS PAYABLE - CWIP | (1,727.00) | (7,304.37) | (33,125.63) | (9,393.23) | (12,652.24) | (3,942.72) | (14,222.84) | (15,824.40) | (21,940.18) | | |
| 232100 | 001 | 7000 | FIXED ASSET LINE OF CREDIT | (756,841.65) | (756,841.65) | (756,841.65) | (756,841.65) | (756,841.65) | (756,841.65) | (756,841.65) | (756,841.65) | (756,841.65) | (756,841.65) | (756,841.65) |
| 235200 | 001 | 7000 | DEPOSIT - ESCROW | (24,000.00) | (24,000.00) | (24,000.00) | (24,000.00) | (24,000.00) | (24,000.00) | (24,000.00) | (24,000.00) | (24,000.00) | (24,000.00) | (24,000.00) |
| 235300 | 001 | 7000 | LITCHFIELD DEPOSIT | (64,368.79) | (64,368.79) | (64,368.79) | (64,368.79) | (64,368.79) | (64,368.79) | (64,368.79) | (64,368.79) | (64,368.79) | (64,368.79) | (64,368.79) |
| 235350 | 001 | 7000 | DEPOSITS - MERRIMACK SOURCE DEV | (124,179.63) | (125,370.63) | (126,561.63) | (127,752.63) | (189,073.63) | (201,560.63) | (204,980.63) | (204,980.63) | (218,081.63) | | |
| 235310 | 001 | 7000 | DEPOSITS - LONDONDERRY | - | - | - | - | - | - | (114,600.00) | (114,600.00) | (114,600.00) | (114,600.00) | (114,600.00) |
| 224100 | 001 | 7000 | OTHER LIABILITY: DERIVATIVE | (259,857.00) | (250,240.00) | (165,263.00) | (119,583.00) | (138,868.00) | (102,995.00) | (130,972.00) | (77,406.00) | (11,795.00) | | |
| 236115 | 001 | 7000 | LOCAL PROPERTY TAXES PAYABLE | (19,769.67) | (39,539.34) | (59,309.01) | (106,941.96) | (199,368.02) | - | (19,769.67) | (39,539.34) | - | | |
| 236119 | 001 | 7000 | ACCRUED TAXES | - | - | - | - | - | - | - | - | - | - | - |
| 236116 | 001 | 7000 | PUBLIC UTILITY TAX PAYABLE | - | - | - | - | - | - | - | - | - | - | - |
| 237110 | 001 | 7000 | ACCRUED INTEREST LTD | (23,582.97) | (33,829.43) | (11,476.29) | (22,273.59) | (33,754.59) | (10,779.00) | (21,956.99) | (14,601.42) | (14,540.51) | | |
| 241300 | 001 | 7000 | MISC CURRENT ACCRUED LIABILITY | (223,756.95) | (182,914.72) | (209,711.98) | (173,586.92) | (223,394.14) | (178,580.15) | (160,470.65) | (296,491.84) | (260,822.69) | | |
| 241350 | 001 | 7000 | ACCRUED LIABILITY - RETAINAGE | (27,401.78) | (21,864.31) | (3,000.00) | (8,350.00) | (13,968.46) | (32,832.21) | (40,560.75) | (47,832.87) | (42,113.85) | | |
| | | | | (1,702,792.54) | (1,642,029.79) | (1,513,779.33) | (1,573,098.97) | (1,765,438.81) | (1,732,471.95) | (1,792,520.95) | (1,742,751.34) | (1,659,084.48) | | |
| 235250 | 001 | 7000 | HARDSHIP CASES: CREDITS | - | - | - | - | - | (25.55) | - | - | - | - | - |
| 223202 | 001 | 7000 | NOTE PAYABLE: PCP-2015 3M LOAN | - | - | - | - | - | - | - | - | - | - | - |
| 223203 | 001 | 7000 | NOTE PAYABLE: PCP-2015 1M LOAN | - | - | - | - | - | - | - | - | - | - | - |
| 223212 | 001 | 7000 | CURR PORT LTD: 3M PCP NP | - | - | - | - | - | - | - | - | - | - | - |
| 223213 | 001 | 7000 | CURR PORT LTD: 1M PCP NP | - | - | - | - | - | - | - | - | - | - | - |
| 223216 | 001 | 7000 | ST NOTE PAYABLE - PCP 2018 1.7M LOAN | (38,625.20) | (38,728.20) | (38,831.47) | (38,935.02) | (39,038.85) | (39,142.95) | (39,247.33) | (39,351.99) | (39,456.93) | | |
| 223217 | 001 | 7000 | ST NOTE PAYABLE - PCP 2018 1.1M LOAN | (26,273.56) | (26,343.62) | (26,413.87) | (26,484.31) | (26,554.94) | (26,625.76) | (26,696.76) | (26,767.95) | (26,839.34) | | |
| 223800 | 001 | 7000 | INTERCO LOAN NC-INTEGRATED | - | - | - | - | - | - | - | - | - | - | - |
| 233400 | 001 | 7000 | INTERCO PAY/REC: PEU/TSC | - | - | - | - | - | - | - | - | - | - | - |
| 233500 | 001 | 7000 | INTERCO PAY/REC: PEU/PWS | - | - | - | - | - | - | - | - | - | - | - |
| 233550 | 001 | 7000 | AP INTERCO PAY/REC: PEU/PWS | - | - | - | - | - | - | - | - | - | - | - |
| 233600 | 001 | 7000 | INTERCO PAY/REC: PEU/PAC | (6,974.79) | (6,971.58) | (6,968.24) | (6,961.30) | (6,946.05) | (6,914.06) | (6,876.05) | (6,814.04) | (6,747.95) | | |
| 233700 | 001 | 7000 | INTERCO PAY/REC: PEU/PWW | (2,407,646.15) | (2,655,981.77) | (2,985,148.97) | (3,209,281.38) | (3,524,451.27) | (3,755,974.52) | (4,002,766.54) | (4,309,614.43) | (4,597,646.34) | | |
| 233800 | 001 | 7000 | AP INTERCO PAY/REC: PEU/PAC | - | - | - | - | - | - | - | - | - | - | - |
| 233300 | 001 | 7000 | INTERCO PAY/REC: PEU/PCP | (952,425.62) | (1,754,739.89) | (1,956,802.50) | (1,516,406.45) | (2,144,373.92) | (2,874,337.74) | (3,625,124.66) | (926,909.50) | 206,896.45 | | |
| | | | | (3,431,945.32) | (4,482,765.06) | (5,014,165.05) | (4,798,068.46) | (5,741,365.03) | (6,703,020.58) | (7,700,711.34) | (5,309,457.91) | (4,463,794.11) | | |
| | | | Total Current Liabilities | (6,432,080.75) | (7,426,730.12) | (7,832,288.40) | (7,678,046.38) | (8,818,318.18) | (10,767,306.94) | (11,820,483.53) | (9,377,178.93) | (8,443,398.82) | | |
| 253000 | 001 | 7000 | DEFERRED GAIN-GREEN HILLS SRF | - | - | - | - | - | - | - | - | - | - | - |
| 253001 | 001 | 7000 | DEFERRED GAIN-LOCKE LAKE SRF | - | - | - | - | - | - | - | - | - | - | - |
| 282200 | 001 | 7000 | DEFERRED INCOME TAXES | (4,845,937.16) | (4,845,937.16) | (4,845,937.16) | (4,845,937.16) | (4,845,937.16) | (4,845,937.16) | (4,845,937.16) | (4,845,937.16) | (4,845,937.16) | (4,845,937.16) | (4,845,937.16) |
| 282201 | 001 | 7000 | DEFERRED INCOME TAX - SWAP | 103,942.80 | 100,096.00 | 66,105.20 | 47,833.20 | 55,547.20 | 41,198.00 | 52,388.80 | 30,962.40 | 4,718.00 | | |
| 283100 | 001 | 7000 | ACCUM DEF INC TAX - REG LIABILITY | (1,620,743.00) | (1,620,743.00) | (1,620,743.00) | (1,620,743.00) | (1,620,743.00) | (1,620,743.00) | (1,620,743.00) | (1,620,743.00) | (1,620,743.00) | (1,620,743.00) | (1,620,743.00) |

| | | | | | | | | | | | | |
|--------|-----|------|---------------------------------------|------------------------|------------------------|------------------------|------------------------|------------------------|------------------------|------------------------|------------------------|------------------------|
| 271200 | 001 | 7000 | CONTRIBUTIONS IN AID OF CONST | (21,863,792.58) | (21,924,306.77) | (21,936,040.84) | (21,939,506.68) | (21,944,212.08) | (21,948,597.35) | (22,020,160.44) | (22,022,612.88) | (22,029,698.82) |
| 271204 | 001 | 7000 | CIAC: MAPLE HILLS GRANT | (102,101.65) | (102,101.65) | (102,101.65) | (102,101.65) | (102,101.65) | (107,030.22) | (107,030.22) | (107,030.22) | (107,030.22) |
| 271205 | 001 | 7000 | CIAC: BIRCH HILLS GRANT | (145,991.15) | (145,991.15) | (145,991.15) | (145,991.15) | (145,991.15) | (145,991.15) | (145,991.15) | (145,991.15) | (145,991.15) |
| 271206 | 001 | 7000 | CIAC: LOCKE LAKE GRANT | (19,214.65) | (19,214.65) | (19,214.65) | (19,214.65) | (19,214.65) | (20,057.66) | (20,057.66) | (20,057.66) | (20,057.66) |
| 271207 | 001 | 7000 | DRINKING WATER GRANT FUNDS | (600,000.00) | (600,000.00) | (600,000.00) | (600,000.00) | (600,000.00) | (600,000.00) | (600,000.00) | (600,000.00) | (600,000.00) |
| 271250 | 001 | 7000 | CIAC: LONDONDERRY/MWW CONN | (603,000.00) | (603,000.00) | (603,000.00) | (603,000.00) | (603,000.00) | (603,000.00) | (603,000.00) | (603,000.00) | (603,000.00) |
| 271300 | 001 | 7000 | CIAC: SEASON LANE, LONDONDERRY | (15,400.00) | (15,400.00) | (15,400.00) | (15,400.00) | (15,400.00) | (15,400.00) | (15,400.00) | (15,400.00) | (15,400.00) |
| 271302 | 001 | 7000 | CIAC: PELHAM | (84,300.00) | (84,300.00) | (84,300.00) | (84,300.00) | (84,300.00) | (84,300.00) | (84,300.00) | (84,300.00) | (84,300.00) |
| 271303 | 001 | 7000 | CIAC: LITCHFIELD | (150,367.50) | (150,367.50) | (150,367.50) | (150,367.50) | (150,367.50) | (150,367.50) | (150,367.50) | (150,367.50) | (150,367.50) |
| 271304 | 001 | 7000 | CIAC: BOW | (19,200.00) | (19,200.00) | (19,200.00) | (19,200.00) | (19,200.00) | (19,200.00) | (19,200.00) | (19,200.00) | (19,200.00) |
| 271305 | 001 | 7000 | CIAC: LAKEVIEW FARMS - WINDHAM | (46,000.00) | (46,000.00) | (46,000.00) | (46,000.00) | (46,000.00) | (46,000.00) | (46,000.00) | (46,000.00) | (46,000.00) |
| 271325 | 001 | 7000 | CIAC: MEADOWBROOK PUMP STATION | (18,900.00) | (18,900.00) | (18,900.00) | (18,900.00) | (18,900.00) | (18,900.00) | (18,900.00) | (18,900.00) | (18,900.00) |
| 271350 | 001 | 7000 | CIAC: OAKWOOD | (36,000.00) | (36,000.00) | (36,000.00) | (36,000.00) | (36,000.00) | (36,000.00) | (36,000.00) | (36,000.00) | (36,000.00) |
| 271360 | 001 | 7000 | CIAC: SMYTHE WOODS-HOOKSETT | (20,690.39) | (20,690.39) | (20,690.39) | (20,690.39) | (20,690.39) | (20,690.39) | (20,690.39) | (20,690.39) | (20,690.39) |
| 271370 | 001 | 7000 | CIAC: W&E | (32,805.00) | (32,805.00) | (32,805.00) | (32,805.00) | (32,805.00) | (32,805.00) | (32,805.00) | (32,805.00) | (32,805.00) |
| 271380 | 001 | 7000 | CIAC: FLETCHERS CORNER:ARSENIC | (68,650.00) | (68,650.00) | (68,650.00) | (68,650.00) | (68,650.00) | (68,650.00) | (68,650.00) | (68,650.00) | (68,650.00) |
| 271400 | 001 | 7000 | CONTR IN AID OF CONST-DEV INST | (4,536,626.39) | (4,536,626.39) | (4,536,626.39) | (4,536,626.39) | (4,536,626.39) | (4,536,626.39) | (4,536,626.39) | (4,536,626.39) | (4,536,626.39) |
| | | | | (28,363,039.31) | (28,423,553.50) | (28,435,287.57) | (28,438,753.41) | (28,443,458.81) | (28,453,615.66) | (28,525,178.75) | (28,527,631.19) | (28,534,717.13) |
| 272101 | 001 | 7000 | RESERVE FOR AMORT OF CIAC:PEU | 4,794,697.79 | 4,837,855.63 | 4,881,027.04 | 4,924,198.93 | 4,967,376.63 | 5,010,573.16 | 5,053,858.62 | 5,097,148.86 | 5,140,458.93 |
| | | | Total Deferred Credits | (29,931,078.88) | (29,952,282.03) | (29,954,835.49) | (29,933,401.44) | (29,887,215.14) | (29,868,524.66) | (29,885,611.49) | (29,866,200.09) | (29,856,220.36) |
| | | | Total Equity & Liabilities | (71,139,512.53) | (71,258,853.61) | (72,222,546.99) | (72,017,334.05) | (73,012,633.54) | (74,010,788.11) | (75,260,574.65) | (72,910,531.28) | (71,967,439.53) |
| | | | | - | - | - | - | - | - | - | - | - |

| | 10 | 11 | 12 |
|--|----------------------|----------------------|----------------------|
| | Oct-22 | Nov-22 | Dec-22 |
| | 4,449.76 | 4,449.76 | 4,449.76 |
| | 510,178.38 | 510,178.38 | 510,178.38 |
| | 506,360.37 | 506,360.37 | 506,360.37 |
| | - | - | - |
| | - | - | - |
| | - | - | - |
| | - | - | - |
| | 100,335.00 | 100,335.00 | 100,335.00 |
| | 114,018.40 | 114,018.40 | 114,018.40 |
| | 25,000.00 | 25,000.00 | 25,000.00 |
| | 1,260,341.91 | 1,260,341.91 | 1,260,341.91 |
| | - | - | - |
| | 3,064,967.79 | 3,064,967.79 | 3,064,967.79 |
| | 2,504,707.30 | 2,504,707.30 | 2,504,707.30 |
| | 14,695.12 | 14,695.12 | 14,695.12 |
| | - | - | - |
| | 1,892,205.18 | 1,996,532.62 | 1,996,532.62 |
| | 247,354.68 | 247,354.68 | 254,774.72 |
| | - | - | - |
| | 537,831.09 | 537,831.09 | 537,831.09 |
| | 2,210,735.05 | 2,210,735.05 | 2,207,527.23 |
| | 376,373.79 | 376,373.79 | 376,373.79 |
| | 671,298.74 | 671,298.74 | 671,298.74 |
| | 11,520,168.74 | 11,624,496.18 | 11,628,708.40 |
| | 834,049.31 | 834,049.31 | 834,049.31 |
| | 1,709,498.96 | 1,709,498.96 | 1,714,455.35 |
| | 357,685.29 | 357,685.29 | 363,290.19 |
| | 18,636.91 | 18,636.91 | 18,636.91 |
| | 27,862.52 | 27,862.52 | 27,862.52 |
| | 4,175.71 | 4,175.71 | 4,175.71 |
| | 834,119.16 | 834,119.16 | 834,119.16 |
| | - | - | - |
| | 1,848,969.29 | 1,876,697.66 | 1,892,942.09 |
| | 17,123.56 | 17,123.56 | 17,123.56 |
| | 5,652,120.71 | 5,679,849.08 | 5,706,654.80 |
| | 2,153,207.36 | 2,153,207.36 | 2,153,207.36 |
| | 394,999.52 | 394,999.52 | 394,999.52 |
| | 1,355,828.87 | 1,355,828.87 | 1,354,751.85 |
| | 5,826.93 | 5,826.93 | 4,369.36 |
| | - | - | - |
| | 18,373,695.68 | 18,373,695.68 | 18,373,695.68 |
| | 3,026,824.29 | 3,026,824.29 | 3,445,215.77 |
| | 5,158,840.29 | 5,132,067.64 | 5,129,110.87 |
| | 11,211,333.23 | 11,211,333.23 | 11,211,333.23 |
| | 956,971.89 | 956,971.89 | 956,971.89 |
| | 622,095.25 | 622,095.25 | 622,095.25 |

| | | |
|----------------------|----------------------|----------------------|
| 48,472.79 | 316,199.29 | 316,199.29 |
| 137,426.58 | 137,426.58 | 140,426.58 |
| 263,744.64 | 287,325.64 | 290,325.64 |
| 526,979.10 | 529,999.45 | 552,177.59 |
| 318,269.81 | 331,565.51 | 331,565.51 |
| 148,112.41 | 148,112.41 | 142,314.36 |
| 5,801,558.60 | 5,825,666.80 | 6,129,204.47 |
| 98,000.00 | 98,000.00 | 98,000.00 |
| 85,379.57 | 85,379.57 | 82,245.90 |
| 2,339,405.21 | 2,344,454.21 | 2,345,883.59 |
| 1,528,436.22 | 1,542,484.63 | 1,612,516.37 |
| 3,562,307.93 | 3,569,018.34 | 3,632,996.53 |
| 1,694,994.14 | 1,696,105.52 | 1,700,551.04 |
| 1,337,403.97 | 1,340,990.62 | 1,342,863.68 |
| 832,448.43 | 833,256.69 | 835,821.41 |
| 620,837.41 | 629,793.88 | 629,127.75 |
| 4,605.74 | 4,605.74 | 4,605.74 |
| 1,144,734.29 | 1,144,734.29 | 1,153,234.29 |
| 88,913.08 | 88,913.08 | 88,913.08 |
| (8,706,562.38) | (8,706,562.38) | (8,702,073.79) |
| (7,940.20) | (7,940.20) | (7,940.20) |
| (185,750.00) | (185,750.00) | (185,750.00) |
| (230,800.00) | (230,800.00) | (230,800.00) |
| (276,666.67) | (276,666.67) | (276,666.67) |
| (331,666.66) | (331,666.66) | (331,666.66) |
| 4,527,920.82 | 4,542,086.24 | 4,556,251.64 |
| 3,371.34 | 3,380.93 | 3,390.52 |
| 121,996.55 | 122,336.75 | 122,676.94 |
| 139,763.73 | 140,245.68 | 140,727.64 |
| 187,139.36 | 187,610.67 | 188,081.99 |
| 225,192.16 | 225,740.49 | 226,288.82 |
| 59,307,651.28 | 59,668,897.76 | 60,577,243.83 |
| 2,688.66 | 2,688.66 | 2,688.66 |
| 72,937.34 | 72,937.34 | 72,937.34 |
| 8,522.34 | 8,522.34 | 8,522.34 |
| - | - | - |
| 607,074.37 | 607,074.37 | 607,074.37 |
| 73,467.71 | 73,467.71 | 73,467.71 |
| 10,364.16 | 10,364.16 | 10,364.16 |
| 775,054.58 | 775,054.58 | 775,054.58 |
| 386,400.05 | 386,400.05 | 386,400.05 |
| - | - | - |
| - | - | - |
| - | - | - |
| 21,445.54 | 21,445.54 | 21,445.54 |
| 48,432.05 | 48,432.05 | 48,432.05 |
| - | - | - |
| - | - | - |
| 456,277.64 | 456,277.64 | 456,277.64 |
| 78,971,614.86 | 79,464,917.15 | 80,404,281.16 |
| - | - | - |

| | | |
|------------------------|------------------------|------------------------|
| (23,182,962.12) | (23,328,065.01) | (23,457,166.60) |
| 1,715,659.75 | 1,794,719.55 | 1,855,726.42 |
| 2,540,342.41 | 2,540,342.41 | 2,573,693.82 |
| - | - | - |
| (18,926,959.96) | (18,993,003.05) | (19,027,746.36) |

| | | |
|----------------------|----------------------|----------------------|
| 60,044,654.90 | 60,471,914.10 | 61,376,534.80 |
|----------------------|----------------------|----------------------|

| | | |
|----------------------|----------------------|----------------------|
| 464,191.72 | 797,553.41 | 455,430.25 |
| 327,945.24 | (135,250.26) | (53,848.39) |
| 60,836,791.86 | 61,134,217.25 | 61,778,116.66 |

| | | |
|--------------|--------------|--------------|
| - | - | - |
| 900.00 | 900.00 | 900.00 |
| 374,511.36 | 364,965.33 | 361,515.77 |
| 1,241,307.88 | 1,225,700.98 | 1,107,942.19 |
| (645,922.60) | (731,521.94) | (847,542.11) |
| (598,231.14) | 412,107.83 | 308,933.80 |
| 222,120.84 | 254,418.74 | 240,556.22 |
| 494,719.50 | 509,475.59 | 525,575.03 |
| 39,170.00 | 39,170.00 | 39,170.00 |

| | | |
|---------------------|---------------------|---------------------|
| 724,709.18 | 577,152.70 | 776,024.24 |
| - | - | - |
| 510,397.14 | 526,068.01 | 534,316.74 |
| (2,000.00) | (2,000.00) | (2,000.00) |
| - | - | - |
| 1,233,106.32 | 1,101,220.71 | 1,308,340.98 |

| | | |
|---------------------|---------------------|---------------------|
| 757,343.00 | 715,365.00 | 658,718.00 |
| - | - | - |
| 262.67 | 235.07 | 235.07 |
| - | - | - |
| 615,126.86 | 536,657.89 | 460,021.90 |
| 1,372,732.53 | 1,252,257.96 | 1,118,974.97 |

| | | |
|---|---|---|
| - | - | - |
| - | - | - |
| - | - | - |

| | | |
|------------------|-------------------|-------------------|
| 22,956.74 | 14,045.74 | 968.47 |
| - | - | - |
| 10,646.68 | 13,143.52 | 7,985.02 |
| - | 231,263.02 | 253,121.11 |
| 33,603.42 | 258,452.28 | 262,074.60 |

| | | |
|------------------|------------------|---|
| 5,851.22 | 5,873.18 | - |
| 737.77 | 737.77 | - |
| 41,359.44 | 41,359.44 | - |
| 47,948.43 | 47,970.39 | - |

| | | |
|---------------------|---------------------|---------------------|
| 3,815,966.54 | 4,735,117.87 | 4,426,441.45 |
| - | - | - |
| - | - | - |
| - | - | - |
| 6,728,788.86 | 6,709,389.53 | 6,689,990.19 |
| - | - | - |
| - | - | - |
| - | - | - |
| - | - | - |
| - | - | - |
| - | - | - |
| - | - | - |
| - | - | - |
| 6,837.59 | 6,837.59 | 6,837.59 |
| - | - | - |
| 3,942.58 | 3,921.61 | 3,900.64 |
| - | - | - |
| 10,836.18 | 10,687.74 | 10,539.30 |
| 2,139.39 | 2,110.08 | 2,080.77 |
| - | - | - |
| - | - | - |
| 4,685.89 | 4,627.32 | 4,568.75 |
| - | - | - |
| 7,662.91 | 7,629.44 | 7,595.97 |
| 112,070.87 | 111,581.48 | 111,092.09 |
| - | - | - |
| 839.19 | 816.53 | 793.87 |
| 13,382.94 | 13,182.99 | 12,983.05 |
| 15,139.78 | 15,070.02 | 15,000.26 |
| - | - | - |
| - | - | - |
| - | - | - |
| - | - | - |
| 79,365.36 | 69,269.40 | 59,206.76 |
| - | - | - |
| 420,307.20 | 416,476.09 | 412,644.96 |
| 17,362.16 | 17,086.40 | 16,810.63 |
| - | - | - |
| - | - | - |
| 31,504.27 | 31,003.88 | 30,503.49 |
| 697.26 | 686.20 | 675.13 |
| 3,308.80 | 3,308.80 | 3,308.80 |
| 1,426.53 | 1,398.02 | 1,369.46 |
| 245,989.27 | 245,989.27 | 245,989.27 |
| - | - | - |

| | | |
|-----------------------|-----------------------|-----------------------|
| 7,706,287.03 | 7,671,072.39 | 7,635,890.98 |
| - | - | - |
| 216,467.99 | 218,900.75 | 223,924.01 |
| 7,922,755.02 | 7,889,973.14 | 7,859,814.99 |
| 72,575,513.42 | 73,759,308.26 | 74,064,373.10 |
| (100.00) | (100.00) | (100.00) |
| (9,987,871.69) | (9,987,871.69) | (9,987,871.69) |
| - | - | - |
| (1,185.60) | 19,944.60 | 5,784.00 |
| (9,989,157.29) | (9,968,027.09) | (9,982,187.69) |
| 2,479,920.01 | 2,479,920.01 | 2,479,920.01 |
| (1,276,908.02) | (1,220,556.45) | (1,070,965.50) |
| (8,786,145.30) | (8,708,663.53) | (8,573,233.18) |
| - | - | - |
| (19,250.00) | (17,806.25) | (16,362.50) |
| (117,236.45) | (114,314.03) | (111,383.12) |
| (235,630.00) | (232,924.00) | (230,211.00) |
| (852,860.24) | (845,035.07) | (837,191.23) |
| (65,679.38) | (64,658.38) | (63,638.38) |
| (117,541.18) | (116,788.38) | (116,031.11) |
| (190,464.00) | (189,510.00) | (188,550.00) |
| (228,648.23) | (227,003.76) | (225,355.56) |
| (1,847,789.49) | (1,785,685.47) | (1,785,685.47) |
| - | - | - |
| (545,449.73) | (541,687.31) | (537,847.17) |
| (259,196.06) | (257,620.83) | (256,042.03) |
| (268,622.94) | (267,140.68) | (265,655.06) |
| (287,927.62) | (286,290.01) | (284,648.83) |
| (711,094.73) | (707,174.12) | (703,244.96) |
| (394,099.99) | (391,888.18) | (389,671.86) |
| (490,001.58) | (488,425.18) | (486,775.65) |
| (281,748.70) | (280,214.70) | (278,677.70) |
| (1,027,534.97) | (1,024,472.03) | (1,021,278.49) |
| (1,102,113.50) | (1,096,367.85) | (1,090,612.81) |
| (792,581.17) | (790,379.39) | (788,062.41) |
| (455,632.48) | (454,580.84) | (453,526.83) |
| (1,974,416.27) | (1,965,545.36) | (1,956,659.96) |
| (308,452.27) | (307,737.16) | (306,973.21) |
| (199,125.83) | (198,231.17) | (197,335.05) |
| (1,022,984.30) | (1,020,664.68) | (1,018,341.19) |

| | | |
|------------------------|------------------------|------------------------|
| (520,367.64) | (518,836.83) | (517,305.11) |
| (1,799,306.74) | (1,794,013.58) | (1,788,717.24) |
| (1,037,775.90) | (1,035,317.60) | (1,032,724.06) |
| (744,396.86) | (742,708.15) | (740,931.55) |
| (1,082,028.38) | (1,079,777.99) | (1,077,394.12) |
| (2,438,277.05) | (2,433,316.31) | (2,428,050.14) |
| (646,267.20) | (645,504.45) | (644,608.62) |
| (5,352.90) | (4,869.64) | (4,386.38) |
| (24,438.96) | (24,125.64) | (23,812.32) |
| (57,238.75) | (56,736.66) | (56,234.57) |
| (79,665.69) | (79,079.92) | (78,494.15) |
| - | - | - |
| (53,777.37) | (53,602.77) | (53,428.17) |
| (192,154.15) | (191,580.56) | (191,006.97) |
| (99,300.28) | (99,003.86) | (98,707.44) |
| (343,356.53) | (342,331.58) | (341,306.63) |
| (1,501,582.14) | (1,498,227.87) | (1,494,864.65) |
| (1,021,404.32) | (1,019,122.68) | (1,016,834.96) |
| (25,442,771.97) | (25,290,300.92) | (25,198,568.66) |

| | | |
|----------------|----------------|----------------|
| - | - | - |
| (17,325.00) | (17,325.00) | (17,325.00) |
| (34,415.26) | (34,515.30) | (34,615.63) |
| (31,957.00) | (32,036.00) | (32,115.00) |
| (92,461.36) | (92,682.04) | (92,903.24) |
| (12,316.00) | (12,307.00) | (12,298.00) |
| (8,696.86) | (8,748.60) | (8,800.32) |
| (11,003.00) | (11,071.00) | (11,140.00) |
| (19,445.97) | (19,490.05) | (19,534.23) |
| (242,845.60) | (304,949.62) | (244,994.11) |
| (1,073,294.97) | (1,066,493.31) | (1,059,563.20) |
| (44,553.45) | (44,716.50) | (44,874.87) |
| (18,627.19) | (18,669.41) | (18,711.72) |
| (17,527.71) | (17,567.45) | (17,607.27) |
| (19,375.64) | (19,417.88) | (19,460.21) |
| (46,387.43) | (46,488.55) | (46,589.89) |
| (26,190.72) | (26,244.49) | (26,298.38) |
| (18,872.18) | (18,951.81) | (19,029.20) |
| (18,166.00) | (18,203.00) | (18,240.00) |
| (36,741.84) | (36,874.72) | (37,003.78) |
| (68,221.37) | (68,332.80) | (68,444.41) |
| (26,459.07) | (26,569.11) | (26,676.05) |
| (12,436.37) | (12,464.49) | (12,492.66) |
| (105,329.32) | (105,501.36) | (105,673.68) |
| (8,646.01) | (8,685.69) | (8,724.26) |
| (10,622.82) | (10,640.17) | (10,657.55) |
| (27,535.47) | (27,581.53) | (27,627.65) |
| (18,297.49) | (18,308.63) | (18,319.74) |
| (63,268.31) | (63,306.83) | (63,345.29) |
| (29,665.51) | (29,777.39) | (29,886.08) |
| (20,392.34) | (20,462.24) | (20,530.10) |
| (27,254.80) | (27,352.91) | (27,448.19) |
| (60,132.06) | (60,352.12) | (60,565.88) |
| (9,668.80) | (9,728.42) | (9,786.47) |
| (5,799.12) | (5,799.12) | (5,799.12) |

| | | |
|-----------------------|-----------------------|-----------------------|
| (3,759.84) | (3,759.84) | (3,759.84) |
| (6,025.08) | (6,025.08) | (6,025.08) |
| (7,029.24) | (7,029.24) | (7,029.24) |
| (2,095.20) | (2,095.20) | (2,095.20) |
| (6,883.08) | (6,883.08) | (6,883.08) |
| (3,557.04) | (3,557.04) | (3,557.04) |
| (12,299.40) | (12,299.40) | (12,299.40) |
| (2,325,580.92) | (2,383,263.42) | (2,318,730.06) |

| | | |
|-------------|-------------|-------------|
| (43,301.04) | (43,301.04) | (44,114.41) |
|-------------|-------------|-------------|

| | | |
|---------------------|---------------------|---------------------|
| - | - | - |
| (164,203.10) | (227,570.61) | (224,945.54) |

| | | |
|----------|------------|------------|
| (224.00) | (1,332.00) | (2,352.00) |
|----------|------------|------------|

| | | |
|-------------|--------------|--------------|
| (78,682.95) | (252,833.25) | (252,677.61) |
|-------------|--------------|--------------|

| | | |
|--------------|--------------|--------------|
| (100,905.65) | (100,905.65) | (833,225.70) |
|--------------|--------------|--------------|

| | | |
|---|---|---|
| - | - | - |
|---|---|---|

| | | |
|--------------|--------------|--------------|
| (178,968.79) | (178,968.79) | (178,968.79) |
|--------------|--------------|--------------|

| | | |
|--------------|--------------|---|
| (218,081.63) | (219,272.63) | - |
|--------------|--------------|---|

| | | |
|---|---|---|
| - | - | - |
|---|---|---|

| | | |
|----------|-------------|------------|
| 1,976.00 | (33,241.00) | (9,640.00) |
|----------|-------------|------------|

| | | |
|--------------|-------------|---|
| (102,436.54) | (89,932.34) | - |
|--------------|-------------|---|

| | | |
|---|---|---|
| - | - | - |
|---|---|---|

| | | |
|---|---|---|
| - | - | - |
|---|---|---|

| | | |
|-------------|-------------|-------------|
| (25,252.11) | (35,618.18) | (10,879.73) |
|-------------|-------------|-------------|

| | | |
|--------------|--------------|--------------|
| (189,381.58) | (172,663.28) | (139,111.71) |
|--------------|--------------|--------------|

| | | |
|-------------|-------------|-------------|
| (45,044.16) | (69,591.66) | (93,818.86) |
|-------------|-------------|-------------|

| | | |
|-----------------------|-----------------------|-----------------------|
| (1,144,505.55) | (1,425,230.43) | (1,789,734.35) |
|-----------------------|-----------------------|-----------------------|

| | | |
|---|---|---|
| - | - | - |
|---|---|---|

| | | |
|---|---|---|
| - | - | - |
|---|---|---|

| | | |
|---|---|---|
| - | - | - |
|---|---|---|

| | | |
|---|---|---|
| - | - | - |
|---|---|---|

| | | |
|-------------|-------------|-------------|
| (39,562.15) | (39,667.65) | (39,773.43) |
|-------------|-------------|-------------|

| | | |
|-------------|-------------|-------------|
| (26,910.91) | (26,982.68) | (27,054.63) |
|-------------|-------------|-------------|

| | | |
|---|---|---|
| - | - | - |
|---|---|---|

| | | |
|---|---|---|
| - | - | - |
|---|---|---|

| | | |
|---|---|---|
| - | - | - |
|---|---|---|

| | | |
|---|---|---|
| - | - | - |
|---|---|---|

| | | |
|------------|------------|---|
| (6,657.85) | (6,542.18) | - |
|------------|------------|---|

| | | |
|----------------|----------------|---|
| (4,789,286.69) | (5,025,844.49) | - |
|----------------|----------------|---|

| | | |
|---|---|---|
| - | - | - |
|---|---|---|

| | | |
|--------------|----------------|----------------|
| (191,536.66) | (1,033,386.49) | (5,410,421.33) |
|--------------|----------------|----------------|

| | | |
|-----------------------|-----------------------|-----------------------|
| (5,053,954.26) | (6,132,423.49) | (5,477,249.39) |
|-----------------------|-----------------------|-----------------------|

| | | |
|-----------------------|-----------------------|-----------------------|
| (8,524,040.73) | (9,940,917.34) | (9,585,713.80) |
|-----------------------|-----------------------|-----------------------|

| | | |
|---|---|---|
| - | - | - |
|---|---|---|

| | | |
|---|---|---|
| - | - | - |
|---|---|---|

| | | |
|---|---|---|
| - | - | - |
|---|---|---|

| | | |
|----------------|----------------|----------------|
| (4,845,937.16) | (4,845,937.16) | (5,381,286.35) |
|----------------|----------------|----------------|

| | | |
|----------|-----------|----------|
| (790.40) | 13,296.40 | 3,856.00 |
|----------|-----------|----------|

| | | |
|----------------|----------------|----------------|
| (1,620,743.00) | (1,620,743.00) | (1,620,743.00) |
|----------------|----------------|----------------|

| | | |
|------------------------|------------------------|------------------------|
| (22,033,841.82) | (22,088,241.43) | (22,471,626.62) |
| (107,030.22) | (107,030.22) | (111,958.47) |
| (145,991.15) | (145,991.15) | (145,991.15) |
| (20,057.66) | (20,057.66) | (20,886.84) |
| (600,000.00) | (600,000.00) | (600,000.00) |
| (603,000.00) | (603,000.00) | (603,000.00) |
| (15,400.00) | (15,400.00) | (15,400.00) |
| (84,300.00) | (84,300.00) | (84,300.00) |
| (150,367.50) | (150,367.50) | (150,367.50) |
| (19,200.00) | (19,200.00) | (19,200.00) |
| (46,000.00) | (46,000.00) | (46,000.00) |
| (18,900.00) | (18,900.00) | (18,900.00) |
| (36,000.00) | (36,000.00) | (36,000.00) |
| (20,690.39) | (20,690.39) | (20,690.39) |
| (32,805.00) | (32,805.00) | (32,805.00) |
| (68,650.00) | (68,650.00) | (68,650.00) |
| (4,536,626.39) | (4,536,626.39) | (4,536,626.39) |
| (28,538,860.13) | (28,593,259.74) | (28,982,402.36) |
| 5,183,775.27 | 5,227,217.03 | 5,273,718.25 |
| (29,822,555.42) | (29,819,426.47) | (30,706,857.46) |
| (72,575,513.42) | (73,759,308.26) | (74,064,373.10) |

- - -

Pennichuck East Utilities
Non Material Operating Expenses as defined in DW17-128
For the Twelve Months Ended December 31, 2022

Schedule 1
Attachment K

| | Jan-21 | Feb-21 | Mar-21 | Apr-21 | May-21 | Jun-21 | Jul-21 | Aug-21 | Sep-21 | Oct-21 | Nov-21 | Dec-21 | 2021 Totals |
|---|-----------------|-----------------|-----------------|-----------------|-----------------|-----------------|-----------------|-----------------|-----------------|---------------|-----------------|-----------------|------------------|
| 921002 SENIOR MANAGEMENT VEHICLES | #N/A | #N/A | #N/A | #N/A | #N/A | #N/A | #N/A | #N/A | #N/A | #N/A | #N/A | #N/A | #N/A |
| 921003 SENIOR MGMT - FUEL PURCHASED | #N/A | #N/A | #N/A | #N/A | #N/A | #N/A | #N/A | #N/A | #N/A | #N/A | #N/A | #N/A | #N/A |
| 921004 SENIOR MGMT-VEH REGISTRATION | #N/A | #N/A | #N/A | #N/A | #N/A | #N/A | #N/A | #N/A | #N/A | #N/A | #N/A | #N/A | #N/A |
| 923000 OUTSIDE SERVICES | 2,729.00 | 4,040.00 | 2,980.00 | 3,887.00 | 1,159.67 | 680.36 | 1,608.08 | 594.00 | 560.00 | 238.00 | 2,165.33 | 5,571.92 | 26,213.36 |
| 926001 OFFICER'S LIFE INSURANCE | #N/A | #N/A | #N/A | #N/A | #N/A | #N/A | #N/A | #N/A | #N/A | #N/A | #N/A | #N/A | #N/A |
| 926500 MISC EMPLOYEE BENEFITS | #N/A | #N/A | #N/A | #N/A | #N/A | #N/A | #N/A | #N/A | #N/A | #N/A | #N/A | #N/A | #N/A |
| 926501 MISC EMPLOYEE BENEFITS-WELLNESS | #N/A | #N/A | #N/A | #N/A | #N/A | #N/A | #N/A | #N/A | #N/A | #N/A | #N/A | #N/A | #N/A |
| 926502 MISC EMPLOYEE BENEFITS-ACTIVITIES | #N/A | #N/A | #N/A | #N/A | #N/A | #N/A | #N/A | #N/A | #N/A | #N/A | #N/A | #N/A | #N/A |
| 926505 EMPLOYEE RELATIONS | #N/A | #N/A | #N/A | #N/A | #N/A | #N/A | #N/A | #N/A | #N/A | #N/A | #N/A | #N/A | #N/A |
| 926600 TUITION REIMBURSEMENTS | #N/A | #N/A | #N/A | #N/A | #N/A | #N/A | #N/A | #N/A | #N/A | #N/A | #N/A | #N/A | #N/A |
| 926610 TRAINING EDUCATIONAL SEMINARS | #N/A | #N/A | #N/A | #N/A | #N/A | #N/A | #N/A | #N/A | #N/A | #N/A | #N/A | #N/A | #N/A |
| 930100 MEETINGS & CONVENTIONS | #N/A | #N/A | #N/A | #N/A | #N/A | #N/A | #N/A | #N/A | #N/A | #N/A | #N/A | #N/A | #N/A |
| 930101 MEMBERSHIPS | #N/A | #N/A | #N/A | #N/A | #N/A | #N/A | #N/A | #N/A | #N/A | #N/A | #N/A | #N/A | #N/A |
| 930200 PUBLIC RELATIONS | - | 98.40 | 532.65 | 2,097.00 | 6,806.90 | 1,173.29 | - | 757.30 | 1,240.22 | - | 289.05 | 695.72 | 13,690.53 |
| 930300 MEALS | - | 35.02 | - | - | - | - | - | 99.92 | - | 14.20 | - | - | 149.14 |
| 930410 CHARITABLE CONTRIBUTIONS | - | - | - | - | - | - | - | - | - | - | - | - | - |
| Total of Non Material Operating Expenses | 2,729.00 | 4,138.40 | 3,512.65 | 5,984.00 | 7,966.57 | 1,853.65 | 1,608.08 | 1,351.30 | 1,800.22 | 238.00 | 2,454.38 | 6,267.64 | 40,053.03 |

| | | | | 1 | 2 | 3 | 4 | 5 | 6 | 7 | 8 | 9 |
|---|-----|------|--------------------------------|------------------|------------------|------------------|------------------|------------------|------------------|------------------|------------------|------------------|
| | | | | Jan-22 | Feb-22 | Mar-22 | Apr-22 | May-22 | Jun-22 | Jul-22 | Aug-22 | Sep-22 |
| Water Sales | | | | | | | | | | | | |
| 461000 | 001 | 6100 | WATER SALES: BILLED REVENUE | (57,599.26) | (48,409.75) | (51,842.93) | (52,980.62) | (46,182.06) | (47,395.38) | (57,502.29) | (48,806.28) | (61,237.66) |
| 461001 | 001 | 6100 | WATER SALES BILLED RECOUPMENT | - | - | - | - | (3,311.89) | (3,145.44) | (3,044.59) | (3,039.13) | (3,062.44) |
| 461100 | 001 | 6100 | WATER SALES: UNBILLED REVENUE | 2,528.00 | (3,612.00) | 8,214.00 | 2,767.00 | (8,267.00) | 731.00 | 1,857.00 | (3,415.00) | 8,225.00 |
| 461200 | 001 | 6100 | WATER SALES-UNBILLED RECOUPMNT | - | - | (36,290.09) | - | 3,311.89 | 3,145.44 | 3,044.59 | 3,039.13 | 3,062.44 |
| 462000 | 001 | 6100 | FIRE PROTECTION REVENUE | (17,893.50) | (18,002.71) | (18,002.71) | (18,002.71) | (18,002.71) | (18,002.71) | (18,002.71) | (18,002.71) | (18,002.71) |
| 460200 | 001 | 6100 | CBFRR REVENUES | (12,213.25) | (12,213.25) | (12,213.25) | (12,213.25) | (12,213.25) | (12,213.25) | (12,295.00) | (12,295.00) | (12,295.00) |
| 460998 | 001 | 6100 | CBFRR REVENUES - CONTRA | 12,213.25 | 12,213.25 | 12,213.25 | 12,213.25 | 12,213.25 | 12,213.25 | 12,295.00 | 12,295.00 | 12,295.00 |
| | | | | 72,964.76 | 70,024.46 | 97,921.73 | 68,216.33 | 72,451.77 | 64,667.09 | 73,648.00 | 70,223.99 | 71,015.37 |
| Other Operating Revenue | | | | | | | | | | | | |
| 471300 | 001 | 6100 | MISC OPERATING REVENUE | (130.00) | (142.00) | (150.00) | (286.00) | (75.00) | (319.00) | (279.00) | (130.00) | (141.00) |
| 474100 | 001 | 6100 | OTHER REVENUE: SOLAR REVENUE | - | - | - | - | - | - | - | - | - |
| | | | | 130.00 | 142.00 | 150.00 | 286.00 | 75.00 | 319.00 | 279.00 | 130.00 | 141.00 |
| Total Revenues | | | | 73,094.76 | 70,166.46 | 98,071.73 | 68,502.33 | 72,526.77 | 64,986.09 | 73,927.00 | 70,353.99 | 71,156.37 |
| Production Expenses | | | | | | | | | | | | |
| 601100 | 001 | 6105 | OTHER PROD LABOR:TREAT PLANT | - | - | - | - | - | - | - | - | - |
| 603500 | 001 | 6105 | OTHER PROD MAT&EXP: SRC/SUPPLY | - | - | - | - | - | - | - | - | - |
| 610200 | 001 | 6105 | SUPERINTENDENCE: WTP-PAC | - | - | - | - | - | - | - | - | - |
| 610201 | 001 | 6105 | BENEFITS: WTP-PAC | - | - | - | - | - | - | - | - | - |
| 623100 | 001 | 6105 | POWER PURCHASED: TRT PLT ELEC | 680.28 | 698.08 | 685.57 | 610.62 | 573.26 | 445.20 | 355.73 | 373.05 | 379.42 |
| 624100 | 001 | 6105 | OPER LABOR: TREATMENT PLANT | 5,425.25 | 5,086.98 | 6,380.66 | 5,701.28 | 5,357.87 | 7,551.80 | 7,278.24 | 6,838.12 | 6,413.58 |
| 626100 | 001 | 6105 | OPER EXP T PLANT: MAT & EXP | 84.19 | 30.95 | 427.49 | 214.99 | 148.79 | 289.95 | 335.53 | 282.96 | 198.00 |
| 626110 | 001 | 6105 | OPER EXP T PLANT: GAS/OIL | 2,781.83 | - | 2,513.72 | 2,255.59 | - | - | - | - | - |
| 626120 | 001 | 6105 | OPER EXP T PLANT: PHONE | 248.08 | - | 123.90 | 123.68 | 123.58 | 126.88 | 130.17 | 130.82 | 130.82 |
| 631100 | 001 | 6105 | MAINT STRUCT: TREATMENT PLANT | 136.02 | 322.00 | 166.71 | 217.00 | 2,592.00 | 2,754.86 | 3,892.00 | 2,183.76 | 184.00 |
| 631500 | 001 | 6105 | MAINT STRUCT: SOURCE OF SUPPLY | 1,691.87 | 316.95 | 336.21 | - | 381.68 | 884.87 | 651.16 | 200.15 | 856.98 |
| 633100 | 001 | 6105 | MAINT PUMP EQU: HIGH LIFT ELC | - | - | - | - | - | - | - | - | - |
| 633199 | 001 | 6105 | BOOSTER STATION GENERAL MAINT | - | - | - | - | - | - | - | - | - |
| 641110 | 001 | 6105 | CHLORINE: TREATMENT PLANT | - | 315.40 | 718.60 | - | - | 424.70 | - | 261.90 | 261.90 |
| 641120 | 001 | 6105 | ALUM. SULFATE/FERRIC CHLORIDE | - | - | - | 1,428.00 | - | - | - | 840.00 | - |
| 641140 | 001 | 6105 | POLYMERS | - | - | - | - | - | - | - | - | - |
| 641160 | 001 | 6105 | CORROSION INHIBITOR | - | - | - | 296.49 | 74.12 | - | 280.74 | 140.37 | 210.55 |
| 641213 | 001 | 6105 | SODA ASH | - | - | - | 1,188.00 | - | - | - | 1,188.00 | - |
| 642200 | 001 | 6105 | LABORATORY EXPENSE | - | - | - | - | - | 503.09 | - | - | - |
| 642205 | 001 | 6105 | LAB EXPENSE: OUTSIDE TESTING | 569.60 | 233.80 | 128.80 | 672.60 | 233.80 | 233.80 | 1,580.40 | 233.80 | 233.80 |
| 652200 | 001 | 6105 | MAINT PROC EQU: TRT PLANT | 379.13 | 242.36 | - | 408.12 | - | 829.37 | - | 3,088.61 | - |
| 652220 | 001 | 6105 | MAINT PROC EQUIP: SCADA & OTHR | 617.28 | 477.97 | 487.97 | 351.06 | 614.52 | 1,435.76 | 487.09 | 626.52 | 496.07 |
| | | | | 12,613.53 | 7,724.49 | 11,969.63 | 13,467.43 | 10,099.62 | 15,480.28 | 14,991.06 | 16,388.06 | 9,365.12 |
| Transmission & Distribution Expenses | | | | | | | | | | | | |
| 660000 | 001 | 6106 | SUPERINTENDENCE: OPS-PAC | - | - | - | - | - | - | - | - | - |
| 660001 | 001 | 6106 | BENEFITS: OPS-PAC | - | - | - | - | - | - | - | - | - |
| 662003 | 001 | 6106 | MISC GEN EXPENSE/OPERATIONS | - | - | - | - | - | - | - | - | - |
| 662004 | 001 | 6106 | MISC T&D MATERIALS & SUPPLIES | - | - | - | - | - | - | - | - | - |
| 662100 | 001 | 6106 | DUTY PAY | - | - | - | - | - | - | - | - | - |
| 663100 | 001 | 6106 | METER OPERATING LABOR & EXP | 1,598.11 | 46.87 | 130.44 | - | - | 107.50 | - | - | - |

| | | | | | | | | | | | | |
|--------|-----|------|--------------------------------|-----------------|-----------------|-----------------|-----------------|-----------------|------------------|------------------|-----------------|-----------------|
| 663101 | 001 | 6106 | MOLE: METER REMOVAL | - | - | - | 151.31 | - | 72.26 | - | 139.94 | 73.26 |
| 664200 | 001 | 6106 | OTHER EXPENSE ON CUST PREMISIS | - | - | - | - | - | - | - | - | - |
| 665100 | 001 | 6106 | SMALL TOOLS EXPENSE | - | - | - | - | - | - | 68.97 | - | - |
| 665250 | 001 | 6106 | TRANS/EXP: MISCELLANEOUS | - | - | - | - | - | - | - | - | - |
| 665400 | 001 | 6106 | GASOLINE | - | - | - | - | - | - | - | - | - |
| 673001 | 001 | 6106 | MAINT MAINS: REPAIRS | 6,019.66 | 1,236.85 | 78.46 | 4,262.24 | 1,216.15 | 7,187.63 | 5,793.80 | 160.11 | 251.87 |
| 673002 | 001 | 6106 | MAINT MAINS: GATE PROGRAM | 37.00 | - | - | - | - | - | 1,854.33 | - | 146.51 |
| 673003 | 001 | 6106 | MAINT MAINS: FLUSHING LN | - | - | - | 1,661.88 | - | 312.34 | - | - | - |
| 673004 | 001 | 6106 | MAINT GATES: INSPECTION: PAC | - | - | 1,183.35 | - | - | 348.28 | 374.81 | - | - |
| 675000 | 001 | 6106 | MAINTENANCE: SERVICES | 943.02 | 150.18 | 5,707.74 | 381.68 | 5,727.04 | 1,757.23 | 11,127.19 | 2,271.19 | 272.45 |
| 676000 | 001 | 6106 | MAINTENANCE: METERS | - | 71.72 | 136.94 | 72.26 | - | - | 216.77 | 73.26 | - |
| 677001 | 001 | 6106 | MAINTENANCE: HYDRANTS-REPAIRS | 1,098.85 | 365.33 | - | - | - | - | 278.25 | 1,201.89 | - |
| 677002 | 001 | 6106 | MAINTENANCE: HYDRANTS-PAINTING | - | - | - | - | - | - | 366.28 | 997.09 | 183.14 |
| 677003 | 001 | 6106 | MAINTENANCE: HYDRANTS-INSPECTN | - | - | 569.08 | 72.26 | 289.02 | 1,553.63 | - | - | 970.00 |
| 678000 | 001 | 6106 | MONITOR CONTRACTORS MARKING | - | 107.58 | 244.25 | 452.34 | 252.90 | 671.59 | 474.95 | 815.96 | 227.61 |
| | | | | 9,696.64 | 1,978.53 | 8,050.26 | 7,053.97 | 7,485.11 | 12,010.46 | 20,555.35 | 5,659.44 | 2,124.84 |

Customer Accounts & Collection Expenses

| | | | | | | | | | | | | |
|--------|-----|------|----------------------------|---------------|---------------|---------------|---------------|-----------------|-----------------|-----------------|-----------------|-----------------|
| 902000 | 001 | 6108 | CUSTOMER ORDS: COLLECTIONS | - | - | - | - | - | - | - | - | - |
| 903000 | 001 | 6108 | CUSTOMER ORDS: COLLECTIONS | 222.37 | - | - | - | - | - | - | - | 358.68 |
| 902001 | 001 | 6108 | METER READING | 156.92 | 156.92 | 143.44 | 72.26 | 72.26 | 158.11 | 125.94 | 146.74 | - |
| 902098 | 001 | 6108 | METER READING: TRANSFERS | 140.31 | 238.01 | 169.67 | 101.88 | 144.51 | 200.60 | 76.66 | 80.07 | 102.88 |
| 902099 | 001 | 6108 | METER READING: EXCEPTIONS | - | 78.46 | - | - | 131.51 | 72.26 | 259.29 | - | 73.26 |
| 902100 | 001 | 6108 | BILLING & ACCOUNTING | - | - | - | - | - | - | - | - | - |
| 903100 | 001 | 6108 | BILLING & ACCOUNTING | 509.06 | 422.00 | 555.72 | 588.70 | 568.91 | 602.81 | 627.20 | 637.76 | 680.44 |
| 930200 | 001 | 6108 | PUBLIC RELATIONS | - | - | 23.47 | - | 383.01 | - | - | 75.73 | 17.76 |
| 904000 | 001 | 6108 | UNCOLLECTABLE ACCOUNTS | (180.92) | 96.41 | - | - | 418.08 | (24.10) | - | 175.64 | - |
| | | | | 847.74 | 991.80 | 892.30 | 762.84 | 1,718.28 | 1,009.68 | 1,089.09 | 1,115.94 | 1,233.02 |

Administrative and General Expense

| | | | | | | | | | | | | |
|--------|-----|------|--------------------------------|-----------------|-----------------|-----------------|-----------------|-----------------|-----------------|-----------------|-----------------|-----------------|
| 921000 | 001 | 6109 | OFFICE SUPPLIES & EXPENSE | 10.47 | 23.21 | 9.01 | 1.59 | 15.37 | 12.10 | 6.07 | 165.13 | 10.26 |
| 921160 | 001 | 6109 | OFFICE SUPPLIES & EXP: PHONE | 47.26 | 47.26 | 47.26 | 47.23 | 47.23 | 47.23 | 50.42 | 67.18 | 59.14 |
| 923000 | 001 | 6109 | OUTSIDE SERVICES | - | - | - | 447.80 | 81.66 | - | 1,076.08 | - | - |
| 924000 | 001 | 6109 | INSURANCE EXPENSE | 1,107.00 | 1,554.51 | 1,284.57 | 1,330.75 | 359.75 | 1,330.76 | 1,330.76 | 1,330.76 | 1,330.76 |
| 928000 | 001 | 6109 | REGULATORY COMMISSION EXPENSE | 354.33 | 354.34 | 354.33 | 354.33 | 354.33 | 354.34 | 354.34 | 354.34 | 354.34 |
| 930100 | 001 | 6109 | MEETING CONVENTION/MEMBSP FEES | - | - | - | - | - | - | - | - | - |
| 930102 | 001 | 6109 | LICENSING FEES | 150.00 | 150.00 | 150.00 | 150.00 | 150.00 | 150.00 | 150.00 | 150.00 | 150.00 |
| 930200 | 001 | 6109 | PUBLIC RELATIONS | - | - | - | - | - | - | - | - | - |
| 930300 | 001 | 6109 | MEALS | - | - | - | - | - | - | - | - | - |
| 930400 | 001 | 6109 | MISCELLANEOUS GENERAL EXPENSE | - | - | 100.66 | - | - | - | (5.87) | - | - |
| 930410 | 001 | 6109 | CHARITABLE CONTRIBUTIONS | - | - | - | - | - | - | - | - | - |
| 950200 | 001 | 6109 | MAINT: OFFICE FURNT & EQUIP | - | - | - | - | - | - | - | - | - |
| 950400 | 001 | 6109 | MAINT: MISC GENERAL EQUIP | - | - | - | - | - | - | - | - | - |
| 950500 | 001 | 6109 | MAINT COMPUTER EQUIP: PAC | - | - | - | - | - | - | - | - | - |
| | | | | 1,669.06 | 2,129.32 | 1,945.83 | 2,331.70 | 1,008.34 | 1,894.43 | 2,961.80 | 2,067.41 | 1,904.50 |

Inter Div Management Fee

| | | | | | | | | | | | | |
|--------|-----|------|---------------------------|------------------|------------------|------------------|------------------|------------------|------------------|------------------|------------------|------------------|
| 930500 | 001 | 6100 | MAINT COMPUTER EQUIP: PAC | 410.00 | 494.00 | 495.00 | 542.00 | 416.00 | 339.00 | 349.00 | 487.00 | 510.00 |
| 930510 | 001 | 6100 | MAINT COMPUTER EQUIP: PAC | 19,932.00 | 15,082.00 | 18,668.00 | 17,158.00 | 17,135.00 | 17,251.00 | 19,515.00 | 16,215.00 | 15,797.00 |
| 930520 | 001 | 6100 | MAINT COMPUTER EQUIP: PAC | - | - | - | - | - | - | - | - | - |
| | | | | 20,342.00 | 15,576.00 | 19,163.00 | 17,700.00 | 17,551.00 | 17,590.00 | 19,864.00 | 16,702.00 | 16,307.00 |

Total Operating Expenses

| | | | | | | | | |
|------------------|------------------|------------------|------------------|------------------|------------------|------------------|------------------|------------------|
| 45,168.97 | 28,400.14 | 42,021.02 | 41,315.94 | 37,862.35 | 47,984.85 | 59,461.30 | 41,932.85 | 30,934.48 |
|------------------|------------------|------------------|------------------|------------------|------------------|------------------|------------------|------------------|

| | | | | | | | | | | | | |
|------------------------------------|-----|------|------------------------------------|------------------|------------------|------------------|------------------|------------------|-------------------|-------------------|------------------|------------------|
| | | | Depreciation Expense | | | | | | | | | |
| 403000 | 001 | 6100 | DEPRECIATION EXPENSE: PAC | 8,216.85 | 8,218.16 | 8,188.87 | 8,183.89 | 8,183.94 | 8,184.71 | 8,166.79 | 8,216.97 | 8,103.37 |
| | | | | 8,216.85 | 8,218.16 | 8,188.87 | 8,183.89 | 8,183.94 | 8,184.71 | 8,166.79 | 8,216.97 | 8,103.37 |
| | | | Amortization Expense: CIAC | | | | | | | | | |
| 405300 | 001 | 6100 | AMORTIZATION EXPENSE: CIAC | (1,915.46) | (1,915.38) | (1,915.46) | (1,915.38) | (1,915.37) | (1,915.51) | (1,915.82) | (1,915.44) | (1,915.99) |
| | | | Amortization Expense | | | | | | | | | |
| 407320 | 001 | 6100 | AMORT EXP - DEFERRED CHARGES | 183.40 | 183.40 | 183.40 | 183.40 | 183.40 | 183.41 | 183.40 | 183.41 | 183.40 |
| 407100 | 001 | 6100 | AMORT: ACQUISITION PREMIUM | 3,031.86 | 3,123.72 | 3,123.73 | 3,123.73 | 3,123.73 | 3,123.73 | 3,123.72 | 3,123.73 | 3,123.73 |
| | | | | 3,215.26 | 3,307.12 | 3,307.13 | 3,307.13 | 3,307.13 | 3,307.14 | 3,307.12 | 3,307.14 | 3,307.13 |
| | | | Taxes Other than Income Tax | | | | | | | | | |
| 408110 | 001 | 6100 | LOCAL PROPERTY TAXES | 10,676.23 | 10,548.67 | 10,548.67 | 10,548.66 | 11,121.00 | 10,834.83 | 10,834.84 | 10,834.84 | 10,834.84 |
| 408130 | 001 | 6100 | OTHER TAXES | - | - | - | - | - | - | - | - | - |
| | | | | 10,676.23 | 10,548.67 | 10,548.67 | 10,548.66 | 11,121.00 | 10,834.83 | 10,834.84 | 10,834.84 | 10,834.84 |
| 414000 | 001 | 6100 | GAIN FROM FORGIVENESS SRF DEBT | (119.19) | (119.19) | (119.19) | (119.19) | (119.19) | (119.19) | (119.19) | (119.19) | (119.19) |
| | | | Income Tax | | | | | | | | | |
| 409102 | 001 | 6100 | PROV/FED INC TAX/CURRENT | 1,473.23 | 4,177.43 | 6,955.77 | 1,354.92 | 2,665.68 | (756.09) | (1,241.02) | 1,372.19 | 3,687.58 |
| 409113 | 001 | 6100 | PROVS FOR NH BUS PRFTS TAX CUR | 577.03 | 1,667.73 | 2,763.21 | 538.25 | 1,058.96 | (300.36) | (493.01) | 545.11 | 1,464.92 |
| 410102 | 001 | 6100 | PROV FEDL INCOME TAX DEFERRED | - | - | - | - | - | - | - | - | - |
| 410113 | 001 | 6100 | PROV NH INCOME TAX DEFERRED | - | - | - | - | - | - | - | - | - |
| | | | | 2,050.26 | 5,845.16 | 9,718.98 | 1,893.17 | 3,724.64 | (1,056.45) | (1,734.03) | 1,917.30 | 5,152.50 |
| Total Operating Deducts | | | | 67,292.92 | 54,284.68 | 71,750.02 | 63,214.22 | 62,164.50 | 67,220.38 | 78,001.01 | 64,174.47 | 56,297.14 |
| Net Operating Income | | | | 5,801.84 | 15,881.78 | 26,321.71 | 5,288.11 | 10,362.27 | (2,234.29) | (4,074.01) | 6,179.52 | 14,859.23 |
| 421000 | 001 | 6100 | MISC NON-OPERATING INCOME(EXP) | - | - | - | - | - | - | - | - | - |
| 426000 | 001 | 6100 | MISC NONUTILITY EXPENSES | - | - | - | - | - | - | - | - | - |
| Other Income | | | | - | - | - | - | - | - | - | - | - |
| 420000 | 001 | 6100 | AFDUC-INT(DEBT) COMPONENT-PAC | - | - | - | - | - | - | - | - | - |
| 420100 | 001 | 6100 | AFUDC - EQUITY COMPONENT - PAC | - | - | - | - | - | - | - | - | - |
| 427115 | 001 | 6100 | INTERCOMPANY INTEREST | 2,973.79 | 2,973.26 | 2,961.92 | 2,998.72 | 3,142.49 | 3,418.89 | 3,404.02 | 3,827.46 | 3,797.45 |
| 427300 | 001 | 6100 | INTEREST EXP: BONDS & NOTES | 255.40 | 254.84 | 254.27 | 253.70 | 253.13 | 252.56 | 251.98 | 251.41 | 250.83 |
| 428000 | 001 | 6100 | AMORTIZATION OF DEBT EXPENSE | 62.33 | 62.33 | 62.33 | 62.33 | 62.33 | 62.33 | 62.33 | 62.33 | 62.33 |
| 419000 | 001 | 6100 | INTEREST INCOME | - | - | - | - | - | - | - | - | - |
| Total Interest | | | | 3,291.52 | 3,290.43 | 3,278.52 | 3,314.75 | 3,457.95 | 3,733.78 | 3,718.33 | 4,141.20 | 4,110.61 |
| Net Income Before Dividends | | | | 2,510.32 | 12,591.35 | 23,043.19 | 1,973.36 | 6,904.32 | (5,968.07) | (7,792.34) | 2,038.32 | 10,748.62 |
| 438000 | 001 | 6100 | DIVIDENDS: COMMON STOCK | - | - | - | - | - | - | - | - | - |
| Net Income (Or Loss) - MTD | | | | 2,510.32 | 12,591.35 | 23,043.19 | 1,973.36 | 6,904.32 | (5,968.07) | (7,792.34) | 2,038.32 | 10,748.62 |

Net Income (Or Loss) - YTD

| | | | | | | | | |
|-----------------|------------------|------------------|------------------|------------------|------------------|------------------|------------------|------------------|
| <u>2,510.32</u> | <u>15,101.67</u> | <u>38,144.86</u> | <u>40,118.22</u> | <u>47,022.54</u> | <u>41,054.47</u> | <u>33,262.13</u> | <u>35,300.45</u> | <u>46,049.07</u> |
|-----------------|------------------|------------------|------------------|------------------|------------------|------------------|------------------|------------------|

| 10 | 11 | 12 | 12 UPDATE MONTHLY |
|------------------|------------------|------------------|-------------------|
| Oct-22 | Nov-22 | Dec-22 | Total |
| (48,602.53) | (47,987.25) | (54,368.61) | (622,915) |
| (2,940.65) | (2,940.41) | (2,946.14) | (24,431) |
| (6,139.00) | 5,070.00 | 560.00 | 8,519 |
| 2,940.65 | 2,940.41 | 2,946.14 | (11,859) |
| (18,002.71) | (18,002.71) | (18,002.71) | (215,923) |
| (12,295.00) | (12,295.00) | (12,295.00) | (147,050) |
| 12,295.00 | 12,295.00 | 12,295.00 | 147,050 |
| 72,744.24 | 60,919.96 | 71,811.32 | 866,609.02 |
| | | | - |
| (236.51) | (322.00) | (147.00) | (2,358) |
| - | - | (170.00) | (170) |
| 236.51 | 322.00 | 317.00 | 2,527.51 |
| | | | - |
| 72,980.75 | 61,241.96 | 72,128.32 | 869,136.53 |
| | | | - |
| | | | - |
| - | - | - | - |
| - | - | - | - |
| - | - | - | - |
| 330.38 | 452.74 | 596.60 | 6,181 |
| 6,320.16 | 6,536.46 | 10,366.50 | 79,257 |
| 347.47 | 101.35 | 1,882.92 | 4,345 |
| 528.77 | - | 4,989.46 | 13,069 |
| 129.35 | 129.06 | 260.12 | 1,656 |
| 2,492.00 | - | 1,998.25 | 16,939 |
| 80.06 | 293.47 | 705.54 | 6,399 |
| | | | 16,681 |
| - | - | - | - |
| - | - | - | - |
| 290.50 | - | 312.50 | 2,586 |
| - | - | 840.00 | 3,108 |
| - | - | - | - |
| - | 239.94 | - | 1,242 |
| - | - | 1,188.00 | 3,564 |
| 462.67 | 16.80 | - | 983 |
| 682.60 | 219.00 | 235.80 | 5,258 |
| 2,210.77 | - | 1,258.42 | 8,417 |
| 490.37 | 488.27 | 498.27 | 7,071 |
| 14,365.10 | 8,477.09 | 25,132.38 | 160,073.79 |
| | | | - |
| - | - | - | - |
| - | - | - | - |
| - | - | - | - |
| - | - | - | - |
| - | - | - | - |
| - | 189.19 | 118.25 | 2,190 |

| | | | |
|------------------|------------------|------------------|-------------------|
| 73.26 | 109.88 | 73.26 | 693 |
| - | 546.40 | - | 546 |
| - | - | - | 69 |
| - | - | - | - |
| - | - | - | - |
| - | 146.51 | 22,797.09 | 49,150 |
| - | - | 1,723.83 | 3,762 |
| - | - | - | 1,974 |
| - | - | - | 1,906 |
| 280.00 | 735.60 | 1,055.00 | 30,408 |
| - | 549.42 | 445.22 | 1,566 |
| - | - | - | 2,944 |
| 566.32 | - | - | 2,113 |
| - | - | - | 3,454 |
| 259.29 | 239.11 | 85.68 | 3,831 |
| 1,178.87 | 2,516.11 | 26,298.33 | 104,607.91 |
| - | - | - | - |
| - | - | - | - |
| - | - | - | 581 |
| 133.36 | - | 146.51 | 1,312 |
| - | 36.63 | 69.97 | 1,361 |
| - | - | 146.51 | 761 |
| - | - | - | - |
| 623.22 | 583.15 | 548.79 | 6,948 |
| - | - | 16.28 | 516 |
| - | - | 984.83 | 1,470 |
| 756.58 | 619.78 | 1,912.89 | 12,949.94 |
| - | - | - | - |
| 10.26 | 7.54 | 11.12 | 282 |
| 134.23 | 134.23 | 134.14 | 863 |
| - | 1,809.33 | 1,199.66 | 4,615 |
| 1,361.88 | 1,333.87 | 1,361.49 | 15,017 |
| 354.34 | (31.69) | 322.33 | 3,834 |
| - | - | - | - |
| 150.00 | 150.00 | 150.00 | 1,800 |
| - | - | - | - |
| - | - | - | - |
| - | - | - | 95 |
| - | - | - | - |
| - | - | - | - |
| - | - | - | - |
| - | - | - | - |
| 2,010.71 | 3,403.28 | 3,178.74 | 26,505.12 |
| - | - | - | - |
| 426.00 | 418.00 | (203.00) | 4,683 |
| 13,493.00 | 15,775.00 | 16,014.00 | 202,035 |
| - | - | - | - |
| 13,919.00 | 16,193.00 | 15,811.00 | 206,718.00 |
| 32,230.26 | 31,209.26 | 72,333.34 | 510,854.76 |
| - | - | - | - |

| | | | |
|------------------|------------------|--------------------|-------------------|
| | | | - |
| 8,175.00 | 8,108.45 | 8,134.21 | 98,081 |
| 8,175.00 | 8,108.45 | 8,134.21 | 98,081.21 |
| | | | - |
| (1,915.38) | (1,915.37) | (1,916.00) | (22,987) |
| | | | - |
| 183.40 | 183.41 | 183.41 | 2,201 |
| 3,123.73 | 3,123.73 | 3,123.73 | 37,393 |
| 3,307.13 | 3,307.14 | 3,307.14 | 39,593.71 |
| | | | - |
| 10,834.82 | 3,515.83 | 7,175.33 | 118,309 |
| - | - | 1,391.00 | 1,391 |
| 10,834.82 | 3,515.83 | 8,566.33 | 119,699.56 |
| | | | - |
| (119.19) | (119.19) | (119.19) | (1,430) |
| | | | - |
| 3,789.82 | 3,115.90 | (26,595.41) | - |
| 1,505.52 | 1,237.81 | (10,565.17) | - |
| - | - | 24,749.00 | 24,749 |
| - | - | 7,812.00 | 7,812 |
| 5,295.34 | 4,353.71 | (4,599.58) | 32,561.00 |
| | | | - |
| 57,807.98 | 48,459.83 | 85,706.25 | 776,373.40 |
| | | | - |
| 15,172.77 | 12,782.13 | (13,577.93) | 92,763.13 |
| | | | - |
| - | - | - | - |
| - | - | - | - |
| - | - | - | - |
| - | - | - | - |
| - | - | - | - |
| | | | - |
| 3,726.98 | 3,872.16 | 3,921.54 | 41,019 |
| 250.25 | 249.67 | 249.09 | 3,027 |
| 62.33 | 62.33 | 62.33 | 748 |
| - | - | - | - |
| 4,039.56 | 4,184.16 | 4,232.96 | 44,793.77 |
| | | | - |
| 11,133.21 | 8,597.97 | (17,810.89) | 47,969.36 |
| | | | - |
| - | - | - | - |
| | | | - |
| 11,133.21 | 8,597.97 | (17,810.89) | 47,969.36 |

| | | | |
|------------------|------------------|------------------|----------|
| 57,182.28 | 65,780.25 | 47,969.36 | - |
|------------------|------------------|------------------|----------|

| | | | | 1 | 2 | 3 | 4 | 5 | 6 | 7 | 8 | 9 |
|---|-----|------|--------------------------------|------------------|------------------|------------------|------------------|------------------|------------------|------------------|------------------|------------------|
| | | | | Jan-22 | Feb-22 | Mar-22 | Apr-22 | May-22 | Jun-22 | Jul-22 | Aug-22 | Sep-22 |
| Water Sales | | | | | | | | | | | | |
| 461000 | 001 | 6100 | WATER SALES: BILLED REVENUE | (57,599.26) | (48,409.75) | (51,842.93) | (52,980.62) | (46,182.06) | (47,395.38) | (57,502.29) | (48,806.28) | (61,237.66) |
| 461001 | 001 | 6100 | WATER SALES BILLED RECOUPMENT | - | - | - | - | (3,311.89) | (3,145.44) | (3,044.59) | (3,039.13) | (3,062.44) |
| 461100 | 001 | 6100 | WATER SALES: UNBILLED REVENUE | 2,528.00 | (3,612.00) | 8,214.00 | 2,767.00 | (8,267.00) | 731.00 | 1,857.00 | (3,415.00) | 8,225.00 |
| 461200 | 001 | 6100 | WATER SALES-UNBILLED RECOUPMNT | - | - | (36,290.09) | - | 3,311.89 | 3,145.44 | 3,044.59 | 3,039.13 | 3,062.44 |
| 462000 | 001 | 6100 | FIRE PROTECTION REVENUE | (17,893.50) | (18,002.71) | (18,002.71) | (18,002.71) | (18,002.71) | (18,002.71) | (18,002.71) | (18,002.71) | (18,002.71) |
| 460200 | 001 | 6100 | CBFRR REVENUES | (12,213.25) | (12,213.25) | (12,213.25) | (12,213.25) | (12,213.25) | (12,213.25) | (12,295.00) | (12,295.00) | (12,295.00) |
| 460998 | 001 | 6100 | CBFRR REVENUES - CONTRA | 12,213.25 | 12,213.25 | 12,213.25 | 12,213.25 | 12,213.25 | 12,213.25 | 12,295.00 | 12,295.00 | 12,295.00 |
| | | | | 72,964.76 | 70,024.46 | 97,921.73 | 68,216.33 | 72,451.77 | 64,667.09 | 73,648.00 | 70,223.99 | 71,015.37 |
| Other Operating Revenue | | | | | | | | | | | | |
| 471300 | 001 | 6100 | MISC OPERATING REVENUE | (130.00) | (142.00) | (150.00) | (286.00) | (75.00) | (319.00) | (279.00) | (130.00) | (141.00) |
| 474100 | 001 | 6100 | OTHER REVENUE: SOLAR REVENUE | - | - | - | - | - | - | - | - | - |
| | | | | 130.00 | 142.00 | 150.00 | 286.00 | 75.00 | 319.00 | 279.00 | 130.00 | 141.00 |
| Total Revenues | | | | 73,094.76 | 70,166.46 | 98,071.73 | 68,502.33 | 72,526.77 | 64,986.09 | 73,927.00 | 70,353.99 | 71,156.37 |
| Production Expenses | | | | | | | | | | | | |
| 601100 | 001 | 6105 | OTHER PROD LABOR:TREAT PLANT | - | - | - | - | - | - | - | - | - |
| 603500 | 001 | 6105 | OTHER PROD MAT&EXP: SRC/SUPPLY | - | - | - | - | - | - | - | - | - |
| 610200 | 001 | 6105 | SUPERINTENDENCE: WTP-PAC | - | - | - | - | - | - | - | - | - |
| 610201 | 001 | 6105 | BENEFITS: WTP-PAC | - | - | - | - | - | - | - | - | - |
| 623100 | 001 | 6105 | POWER PURCHASED: TRT PLT ELEC | 680.28 | 698.08 | 685.57 | 610.62 | 573.26 | 445.20 | 355.73 | 373.05 | 379.42 |
| 624100 | 001 | 6105 | OPER LABOR: TREATMENT PLANT | 5,425.25 | 5,086.98 | 6,380.66 | 5,701.28 | 5,357.87 | 7,551.80 | 7,278.24 | 6,838.12 | 6,413.58 |
| 626100 | 001 | 6105 | OPER EXP T PLANT: MAT & EXP | 84.19 | 30.95 | 427.49 | 214.99 | 148.79 | 289.95 | 335.53 | 282.96 | 198.00 |
| 626110 | 001 | 6105 | OPER EXP T PLANT: GAS/OIL | 2,781.83 | - | 2,513.72 | 2,255.59 | - | - | - | - | - |
| 626120 | 001 | 6105 | OPER EXP T PLANT: PHONE | 248.08 | - | 123.90 | 123.68 | 123.58 | 126.88 | 130.17 | 130.82 | 130.82 |
| 631100 | 001 | 6105 | MAINT STRUCT: TREATMENT PLANT | 136.02 | 322.00 | 166.71 | 217.00 | 2,592.00 | 2,754.86 | 3,892.00 | 2,183.76 | 184.00 |
| 631500 | 001 | 6105 | MAINT STRUCT: SOURCE OF SUPPLY | 1,691.87 | 316.95 | 336.21 | - | 381.68 | 884.87 | 651.16 | 200.15 | 856.98 |
| 633100 | 001 | 6105 | MAINT PUMP EQU: HIGH LIFT ELC | - | - | - | - | - | - | - | - | - |
| 633199 | 001 | 6105 | BOOSTER STATION GENERAL MAINT | - | - | - | - | - | - | - | - | - |
| 641110 | 001 | 6105 | CHLORINE: TREATMENT PLANT | - | 315.40 | 718.60 | - | - | 424.70 | - | 261.90 | 261.90 |
| 641120 | 001 | 6105 | ALUM. SULFATE/FERRIC CHLORIDE | - | - | - | 1,428.00 | - | - | - | 840.00 | - |
| 641140 | 001 | 6105 | POLYMERS | - | - | - | - | - | - | - | - | - |
| 641160 | 001 | 6105 | CORROSION INHIBITOR | - | - | - | 296.49 | 74.12 | - | 280.74 | 140.37 | 210.55 |
| 641213 | 001 | 6105 | SODA ASH | - | - | - | 1,188.00 | - | - | - | 1,188.00 | - |
| 642200 | 001 | 6105 | LABORATORY EXPENSE | - | - | - | - | - | 503.09 | - | - | - |
| 642205 | 001 | 6105 | LAB EXPENSE: OUTSIDE TESTING | 569.60 | 233.80 | 128.80 | 672.60 | 233.80 | 233.80 | 1,580.40 | 233.80 | 233.80 |
| 652200 | 001 | 6105 | MAINT PROC EQU: TRT PLANT | 379.13 | 242.36 | - | 408.12 | - | 829.37 | - | 3,088.61 | - |
| 652220 | 001 | 6105 | MAINT PROC EQUIP: SCADA & OTHR | 617.28 | 477.97 | 487.97 | 351.06 | 614.52 | 1,435.76 | 487.09 | 626.52 | 496.07 |
| | | | | 12,613.53 | 7,724.49 | 11,969.63 | 13,467.43 | 10,099.62 | 15,480.28 | 14,991.06 | 16,388.06 | 9,365.12 |
| Transmission & Distribution Expenses | | | | | | | | | | | | |
| 660000 | 001 | 6106 | SUPERINTENDENCE: OPS-PAC | - | - | - | - | - | - | - | - | - |
| 660001 | 001 | 6106 | BENEFITS: OPS-PAC | - | - | - | - | - | - | - | - | - |
| 662003 | 001 | 6106 | MISC GEN EXPENSE/OPERATIONS | - | - | - | - | - | - | - | - | - |
| 662004 | 001 | 6106 | MISC T&D MATERIALS & SUPPLIES | - | - | - | - | - | - | - | - | - |
| 662100 | 001 | 6106 | DUTY PAY | - | - | - | - | - | - | - | - | - |
| 663100 | 001 | 6106 | METER OPERATING LABOR & EXP | 1,598.11 | 46.87 | 130.44 | - | - | 107.50 | - | - | - |

| | | | | | | | | | | | | |
|--------|-----|------|--------------------------------|-----------------|-----------------|-----------------|-----------------|-----------------|------------------|------------------|-----------------|-----------------|
| 663101 | 001 | 6106 | MOLE: METER REMOVAL | - | - | - | 151.31 | - | 72.26 | - | 139.94 | 73.26 |
| 664200 | 001 | 6106 | OTHER EXPENSE ON CUST PREMISIS | - | - | - | - | - | - | - | - | - |
| 665100 | 001 | 6106 | SMALL TOOLS EXPENSE | - | - | - | - | - | - | 68.97 | - | - |
| 665250 | 001 | 6106 | TRANS/EXP: MISCELLANEOUS | - | - | - | - | - | - | - | - | - |
| 665400 | 001 | 6106 | GASOLINE | - | - | - | - | - | - | - | - | - |
| 673001 | 001 | 6106 | MAINT MAINS: REPAIRS | 6,019.66 | 1,236.85 | 78.46 | 4,262.24 | 1,216.15 | 7,187.63 | 5,793.80 | 160.11 | 251.87 |
| 673002 | 001 | 6106 | MAINT MAINS: GATE PROGRAM | 37.00 | - | - | - | - | - | 1,854.33 | - | 146.51 |
| 673003 | 001 | 6106 | MAINT MAINS: FLUSHING LN | - | - | - | 1,661.88 | - | 312.34 | - | - | - |
| 673004 | 001 | 6106 | MAINT GATES: INSPECTION: PAC | - | - | 1,183.35 | - | - | 348.28 | 374.81 | - | - |
| 675000 | 001 | 6106 | MAINTENANCE: SERVICES | 943.02 | 150.18 | 5,707.74 | 381.68 | 5,727.04 | 1,757.23 | 11,127.19 | 2,271.19 | 272.45 |
| 676000 | 001 | 6106 | MAINTENANCE: METERS | - | 71.72 | 136.94 | 72.26 | - | - | 216.77 | 73.26 | - |
| 677001 | 001 | 6106 | MAINTENANCE: HYDRANTS-REPAIRS | 1,098.85 | 365.33 | - | - | - | - | 278.25 | 1,201.89 | - |
| 677002 | 001 | 6106 | MAINTENANCE: HYDRANTS-PAINTING | - | - | - | - | - | - | 366.28 | 997.09 | 183.14 |
| 677003 | 001 | 6106 | MAINTENANCE: HYDRANTS-INSPECTN | - | - | 569.08 | 72.26 | 289.02 | 1,553.63 | - | - | 970.00 |
| 678000 | 001 | 6106 | MONITOR CONTRACTORS MARKING | - | 107.58 | 244.25 | 452.34 | 252.90 | 671.59 | 474.95 | 815.96 | 227.61 |
| | | | | 9,696.64 | 1,978.53 | 8,050.26 | 7,053.97 | 7,485.11 | 12,010.46 | 20,555.35 | 5,659.44 | 2,124.84 |

Customer Accounts & Collection Expenses

| | | | | | | | | | | | | |
|--------|-----|------|----------------------------|---------------|---------------|---------------|---------------|-----------------|-----------------|-----------------|-----------------|-----------------|
| 902000 | 001 | 6108 | CUSTOMER ORDS: COLLECTIONS | - | - | - | - | - | - | - | - | - |
| 903000 | 001 | 6108 | CUSTOMER ORDS: COLLECTIONS | 222.37 | - | - | - | - | - | - | - | 358.68 |
| 902001 | 001 | 6108 | METER READING | 156.92 | 156.92 | 143.44 | 72.26 | 72.26 | 158.11 | 125.94 | 146.74 | - |
| 902098 | 001 | 6108 | METER READING: TRANSFERS | 140.31 | 238.01 | 169.67 | 101.88 | 144.51 | 200.60 | 76.66 | 80.07 | 102.88 |
| 902099 | 001 | 6108 | METER READING: EXCEPTIONS | - | 78.46 | - | - | 131.51 | 72.26 | 259.29 | - | 73.26 |
| 902100 | 001 | 6108 | BILLING & ACCOUNTING | - | - | - | - | - | - | - | - | - |
| 903100 | 001 | 6108 | BILLING & ACCOUNTING | 509.06 | 422.00 | 555.72 | 588.70 | 568.91 | 602.81 | 627.20 | 637.76 | 680.44 |
| 930200 | 001 | 6108 | PUBLIC RELATIONS | - | - | 23.47 | - | 383.01 | - | - | 75.73 | 17.76 |
| 904000 | 001 | 6108 | UNCOLLECTABLE ACCOUNTS | (180.92) | 96.41 | - | - | 418.08 | (24.10) | - | 175.64 | - |
| | | | | 847.74 | 991.80 | 892.30 | 762.84 | 1,718.28 | 1,009.68 | 1,089.09 | 1,115.94 | 1,233.02 |

Administrative and General Expense

| | | | | | | | | | | | | |
|--------|-----|------|--------------------------------|-----------------|-----------------|-----------------|-----------------|-----------------|-----------------|-----------------|-----------------|-----------------|
| 921000 | 001 | 6109 | OFFICE SUPPLIES & EXPENSE | 10.47 | 23.21 | 9.01 | 1.59 | 15.37 | 12.10 | 6.07 | 165.13 | 10.26 |
| 921160 | 001 | 6109 | OFFICE SUPPLIES & EXP: PHONE | 47.26 | 47.26 | 47.26 | 47.23 | 47.23 | 47.23 | 50.42 | 67.18 | 59.14 |
| 923000 | 001 | 6109 | OUTSIDE SERVICES | - | - | - | 447.80 | 81.66 | - | 1,076.08 | - | - |
| 924000 | 001 | 6109 | INSURANCE EXPENSE | 1,107.00 | 1,554.51 | 1,284.57 | 1,330.75 | 359.75 | 1,330.76 | 1,330.76 | 1,330.76 | 1,330.76 |
| 928000 | 001 | 6109 | REGULATORY COMMISSION EXPENSE | 354.33 | 354.34 | 354.33 | 354.33 | 354.33 | 354.34 | 354.34 | 354.34 | 354.34 |
| 930100 | 001 | 6109 | MEETING CONVENTION/MEMBSP FEES | - | - | - | - | - | - | - | - | - |
| 930102 | 001 | 6109 | LICENSING FEES | 150.00 | 150.00 | 150.00 | 150.00 | 150.00 | 150.00 | 150.00 | 150.00 | 150.00 |
| 930200 | 001 | 6109 | PUBLIC RELATIONS | - | - | - | - | - | - | - | - | - |
| 930300 | 001 | 6109 | MEALS | - | - | - | - | - | - | - | - | - |
| 930400 | 001 | 6109 | MISCELLANEOUS GENERAL EXPENSE | - | - | 100.66 | - | - | - | (5.87) | - | - |
| 930410 | 001 | 6109 | CHARITABLE CONTRIBUTIONS | - | - | - | - | - | - | - | - | - |
| 950200 | 001 | 6109 | MAINT: OFFICE FURNT & EQUIP | - | - | - | - | - | - | - | - | - |
| 950400 | 001 | 6109 | MAINT: MISC GENERAL EQUIP | - | - | - | - | - | - | - | - | - |
| 950500 | 001 | 6109 | MAINT COMPUTER EQUIP: PAC | - | - | - | - | - | - | - | - | - |
| | | | | 1,669.06 | 2,129.32 | 1,945.83 | 2,331.70 | 1,008.34 | 1,894.43 | 2,961.80 | 2,067.41 | 1,904.50 |

Inter Div Management Fee

| | | | | | | | | | | | | |
|--------|-----|------|---------------------------|------------------|------------------|------------------|------------------|------------------|------------------|------------------|------------------|------------------|
| 930500 | 001 | 6100 | MAINT COMPUTER EQUIP: PAC | 410.00 | 494.00 | 495.00 | 542.00 | 416.00 | 339.00 | 349.00 | 487.00 | 510.00 |
| 930510 | 001 | 6100 | MAINT COMPUTER EQUIP: PAC | 19,932.00 | 15,082.00 | 18,668.00 | 17,158.00 | 17,135.00 | 17,251.00 | 19,515.00 | 16,215.00 | 15,797.00 |
| 930520 | 001 | 6100 | MAINT COMPUTER EQUIP: PAC | - | - | - | - | - | - | - | - | - |
| | | | | 20,342.00 | 15,576.00 | 19,163.00 | 17,700.00 | 17,551.00 | 17,590.00 | 19,864.00 | 16,702.00 | 16,307.00 |

Total Operating Expenses

| | | | | | | | | |
|------------------|------------------|------------------|------------------|------------------|------------------|------------------|------------------|------------------|
| 45,168.97 | 28,400.14 | 42,021.02 | 41,315.94 | 37,862.35 | 47,984.85 | 59,461.30 | 41,932.85 | 30,934.48 |
|------------------|------------------|------------------|------------------|------------------|------------------|------------------|------------------|------------------|

| | | | | | | | | | | | | |
|------------------------------------|-----|------|------------------------------------|------------------|------------------|------------------|------------------|------------------|-------------------|-------------------|------------------|------------------|
| | | | Depreciation Expense | | | | | | | | | |
| 403000 | 001 | 6100 | DEPRECIATION EXPENSE: PAC | 8,216.85 | 8,218.16 | 8,188.87 | 8,183.89 | 8,183.94 | 8,184.71 | 8,166.79 | 8,216.97 | 8,103.37 |
| | | | | 8,216.85 | 8,218.16 | 8,188.87 | 8,183.89 | 8,183.94 | 8,184.71 | 8,166.79 | 8,216.97 | 8,103.37 |
| | | | Amortization Expense: CIAC | | | | | | | | | |
| 405300 | 001 | 6100 | AMORTIZATION EXPENSE: CIAC | (1,915.46) | (1,915.38) | (1,915.46) | (1,915.38) | (1,915.37) | (1,915.51) | (1,915.82) | (1,915.44) | (1,915.99) |
| | | | Amortization Expense | | | | | | | | | |
| 407320 | 001 | 6100 | AMORT EXP - DEFERRED CHARGES | 183.40 | 183.40 | 183.40 | 183.40 | 183.40 | 183.41 | 183.40 | 183.41 | 183.40 |
| 407100 | 001 | 6100 | AMORT: ACQUISITION PREMIUM | 3,031.86 | 3,123.72 | 3,123.73 | 3,123.73 | 3,123.73 | 3,123.73 | 3,123.72 | 3,123.73 | 3,123.73 |
| | | | | 3,215.26 | 3,307.12 | 3,307.13 | 3,307.13 | 3,307.13 | 3,307.14 | 3,307.12 | 3,307.14 | 3,307.13 |
| | | | Taxes Other than Income Tax | | | | | | | | | |
| 408110 | 001 | 6100 | LOCAL PROPERTY TAXES | 10,676.23 | 10,548.67 | 10,548.67 | 10,548.66 | 11,121.00 | 10,834.83 | 10,834.84 | 10,834.84 | 10,834.84 |
| 408130 | 001 | 6100 | OTHER TAXES | - | - | - | - | - | - | - | - | - |
| | | | | 10,676.23 | 10,548.67 | 10,548.67 | 10,548.66 | 11,121.00 | 10,834.83 | 10,834.84 | 10,834.84 | 10,834.84 |
| 414000 | 001 | 6100 | GAIN FROM FORGIVENESS SRF DEBT | (119.19) | (119.19) | (119.19) | (119.19) | (119.19) | (119.19) | (119.19) | (119.19) | (119.19) |
| | | | Income Tax | | | | | | | | | |
| 409102 | 001 | 6100 | PROV/FED INC TAX/CURRENT | 1,473.23 | 4,177.43 | 6,955.77 | 1,354.92 | 2,665.68 | (756.09) | (1,241.02) | 1,372.19 | 3,687.58 |
| 409113 | 001 | 6100 | PROVS FOR NH BUS PRFTS TAX CUR | 577.03 | 1,667.73 | 2,763.21 | 538.25 | 1,058.96 | (300.36) | (493.01) | 545.11 | 1,464.92 |
| 410102 | 001 | 6100 | PROV FEDL INCOME TAX DEFERRED | - | - | - | - | - | - | - | - | - |
| 410113 | 001 | 6100 | PROV NH INCOME TAX DEFERRED | - | - | - | - | - | - | - | - | - |
| | | | | 2,050.26 | 5,845.16 | 9,718.98 | 1,893.17 | 3,724.64 | (1,056.45) | (1,734.03) | 1,917.30 | 5,152.50 |
| Total Operating Deducts | | | | 67,292.92 | 54,284.68 | 71,750.02 | 63,214.22 | 62,164.50 | 67,220.38 | 78,001.01 | 64,174.47 | 56,297.14 |
| Net Operating Income | | | | 5,801.84 | 15,881.78 | 26,321.71 | 5,288.11 | 10,362.27 | (2,234.29) | (4,074.01) | 6,179.52 | 14,859.23 |
| 421000 | 001 | 6100 | MISC NON-OPERATING INCOME(EXP) | - | - | - | - | - | - | - | - | - |
| 426000 | 001 | 6100 | MISC NONUTILITY EXPENSES | - | - | - | - | - | - | - | - | - |
| Other Income | | | | - | - | - | - | - | - | - | - | - |
| 420000 | 001 | 6100 | AFDUC-INT(DEBT) COMPONENT-PAC | - | - | - | - | - | - | - | - | - |
| 420100 | 001 | 6100 | AFUDC - EQUITY COMPONENT - PAC | - | - | - | - | - | - | - | - | - |
| 427115 | 001 | 6100 | INTERCOMPANY INTEREST | 2,973.79 | 2,973.26 | 2,961.92 | 2,998.72 | 3,142.49 | 3,418.89 | 3,404.02 | 3,827.46 | 3,797.45 |
| 427300 | 001 | 6100 | INTEREST EXP: BONDS & NOTES | 255.40 | 254.84 | 254.27 | 253.70 | 253.13 | 252.56 | 251.98 | 251.41 | 250.83 |
| 428000 | 001 | 6100 | AMORTIZATION OF DEBT EXPENSE | 62.33 | 62.33 | 62.33 | 62.33 | 62.33 | 62.33 | 62.33 | 62.33 | 62.33 |
| 419000 | 001 | 6100 | INTEREST INCOME | - | - | - | - | - | - | - | - | - |
| Total Interest | | | | 3,291.52 | 3,290.43 | 3,278.52 | 3,314.75 | 3,457.95 | 3,733.78 | 3,718.33 | 4,141.20 | 4,110.61 |
| Net Income Before Dividends | | | | 2,510.32 | 12,591.35 | 23,043.19 | 1,973.36 | 6,904.32 | (5,968.07) | (7,792.34) | 2,038.32 | 10,748.62 |
| 438000 | 001 | 6100 | DIVIDENDS: COMMON STOCK | - | - | - | - | - | - | - | - | - |
| Net Income (Or Loss) - MTD | | | | 2,510.32 | 12,591.35 | 23,043.19 | 1,973.36 | 6,904.32 | (5,968.07) | (7,792.34) | 2,038.32 | 10,748.62 |

Net Income (Or Loss) - YTD

2,510.32

15,101.67

38,144.86

40,118.22

47,022.54

41,054.47

33,262.13

35,300.45

46,049.07

| | 10 | 11 | 12 | 12 UPDATE MONTHLY |
|--|------------------|------------------|------------------|-------------------|
| | Oct-22 | Nov-22 | Dec-22 | Total |
| | (48,602.53) | (47,987.25) | (54,368.61) | (622,915) |
| | (2,940.65) | (2,940.41) | (2,946.14) | (24,431) |
| | (6,139.00) | 5,070.00 | 560.00 | 8,519 |
| | 2,940.65 | 2,940.41 | 2,946.14 | (11,859) |
| | (18,002.71) | (18,002.71) | (18,002.71) | (215,923) |
| | (12,295.00) | (12,295.00) | (12,295.00) | (147,050) |
| | 12,295.00 | 12,295.00 | 12,295.00 | 147,050 |
| | 72,744.24 | 60,919.96 | 71,811.32 | 866,609.02 |
| | | | | - |
| | (236.51) | (322.00) | (147.00) | (2,358) |
| | - | - | (170.00) | (170) |
| | 236.51 | 322.00 | 317.00 | 2,527.51 |
| | | | | - |
| | 72,980.75 | 61,241.96 | 72,128.32 | 869,136.53 |
| | | | | - |
| | - | - | - | - |
| | - | - | - | - |
| | - | - | - | - |
| | - | - | - | - |
| | 330.38 | 452.74 | 596.60 | 6,181 |
| | 6,320.16 | 6,536.46 | 10,366.50 | 79,257 |
| | 347.47 | 101.35 | 1,882.92 | 4,345 |
| | 528.77 | - | 4,989.46 | 13,069 |
| | 129.35 | 129.06 | 260.12 | 1,656 |
| | 2,492.00 | - | 1,998.25 | 16,939 |
| | 80.06 | 293.47 | 705.54 | 6,399 |
| | - | - | - | - |
| | - | - | - | - |
| | 290.50 | - | 312.50 | 2,586 |
| | - | - | 840.00 | 3,108 |
| | - | - | - | - |
| | - | 239.94 | - | 1,242 |
| | - | - | 1,188.00 | 3,564 |
| | 462.67 | 16.80 | - | 983 |
| | 682.60 | 219.00 | 235.80 | 5,258 |
| | 2,210.77 | - | 1,258.42 | 8,417 |
| | 490.37 | 488.27 | 498.27 | 7,071 |
| | 14,365.10 | 8,477.09 | 25,132.38 | 160,073.79 |
| | | | | - |
| | - | - | - | - |
| | - | - | - | - |
| | - | - | - | - |
| | - | - | - | - |
| | - | - | - | - |
| | - | 189.19 | 118.25 | 2,190 |

| | | | |
|------------------|------------------|------------------|-------------------|
| 73.26 | 109.88 | 73.26 | 693 |
| - | 546.40 | - | 546 |
| - | - | - | 69 |
| - | - | - | - |
| - | - | - | - |
| - | 146.51 | 22,797.09 | 49,150 |
| - | - | 1,723.83 | 3,762 |
| - | - | - | 1,974 |
| - | - | - | 1,906 |
| 280.00 | 735.60 | 1,055.00 | 30,408 |
| - | 549.42 | 445.22 | 1,566 |
| - | - | - | 2,944 |
| 566.32 | - | - | 2,113 |
| - | - | - | 3,454 |
| 259.29 | 239.11 | 85.68 | 3,831 |
| 1,178.87 | 2,516.11 | 26,298.33 | 104,607.91 |
| - | - | - | - |
| - | - | - | - |
| - | - | - | 581 |
| 133.36 | - | 146.51 | 1,312 |
| - | 36.63 | 69.97 | 1,361 |
| - | - | 146.51 | 761 |
| - | - | - | - |
| 623.22 | 583.15 | 548.79 | 6,948 |
| - | - | 16.28 | 516 |
| - | - | 984.83 | 1,470 |
| 756.58 | 619.78 | 1,912.89 | 12,949.94 |
| - | - | - | - |
| 10.26 | 7.54 | 11.12 | 282 |
| 134.23 | 134.23 | 134.14 | 863 |
| - | 1,809.33 | 1,199.66 | 4,615 |
| 1,361.88 | 1,333.87 | 1,361.49 | 15,017 |
| 354.34 | (31.69) | 322.33 | 3,834 |
| - | - | - | - |
| 150.00 | 150.00 | 150.00 | 1,800 |
| - | - | - | - |
| - | - | - | - |
| - | - | - | 95 |
| - | - | - | - |
| - | - | - | - |
| - | - | - | - |
| 2,010.71 | 3,403.28 | 3,178.74 | 26,505.12 |
| - | - | - | - |
| 426.00 | 418.00 | (203.00) | 4,683 |
| 13,493.00 | 15,775.00 | 16,014.00 | 202,035 |
| - | - | - | - |
| 13,919.00 | 16,193.00 | 15,811.00 | 206,718.00 |
| 32,230.26 | 31,209.26 | 72,333.34 | 510,854.76 |
| - | - | - | - |

| | | | |
|------------------|------------------|--------------------|-------------------|
| | | | - |
| 8,175.00 | 8,108.45 | 8,134.21 | 98,081 |
| 8,175.00 | 8,108.45 | 8,134.21 | 98,081.21 |
| | | | - |
| (1,915.38) | (1,915.37) | (1,916.00) | (22,987) |
| | | | - |
| 183.40 | 183.41 | 183.41 | 2,201 |
| 3,123.73 | 3,123.73 | 3,123.73 | 37,393 |
| 3,307.13 | 3,307.14 | 3,307.14 | 39,593.71 |
| | | | - |
| 10,834.82 | 3,515.83 | 7,175.33 | 118,309 |
| - | - | 1,391.00 | 1,391 |
| 10,834.82 | 3,515.83 | 8,566.33 | 119,699.56 |
| | | | - |
| (119.19) | (119.19) | (119.19) | (1,430) |
| | | | - |
| 3,789.82 | 3,115.90 | (26,595.41) | - |
| 1,505.52 | 1,237.81 | (10,565.17) | - |
| - | - | 24,749.00 | 24,749 |
| - | - | 7,812.00 | 7,812 |
| 5,295.34 | 4,353.71 | (4,599.58) | 32,561.00 |
| | | | - |
| 57,807.98 | 48,459.83 | 85,706.25 | 776,373.40 |
| | | | - |
| 15,172.77 | 12,782.13 | (13,577.93) | 92,763.13 |
| | | | - |
| - | - | - | - |
| - | - | - | - |
| - | - | - | - |
| - | - | - | - |
| - | - | - | - |
| | | | - |
| 3,726.98 | 3,872.16 | 3,921.54 | 41,019 |
| 250.25 | 249.67 | 249.09 | 3,027 |
| 62.33 | 62.33 | 62.33 | 748 |
| - | - | - | - |
| 4,039.56 | 4,184.16 | 4,232.96 | 44,793.77 |
| | | | - |
| 11,133.21 | 8,597.97 | (17,810.89) | 47,969.36 |
| | | | - |
| - | - | - | - |
| | | | - |
| 11,133.21 | 8,597.97 | (17,810.89) | 47,969.36 |

| | | | |
|------------------|------------------|------------------|----------|
| <u>57,182.28</u> | <u>65,780.25</u> | <u>47,969.36</u> | <u>-</u> |
|------------------|------------------|------------------|----------|

| | | | | 1 | 2 | 3 | 4 | 5 | 6 | 7 | 8 | 9 |
|--------------------------------|-----|------|--------------------------------|------------------|------------------|------------------|------------------|------------------|------------------|------------------|------------------|------------------|
| | | | | Jan-22 | Feb-22 | Mar-22 | Apr-22 | May-22 | Jun-22 | Jul-22 | Aug-22 | Sep-22 |
| Water Sales | | | | | | | | | | | | |
| 461000 | 001 | 6100 | WATER SALES: BILLED REVENUE | (57,599.26) | (48,409.75) | (51,842.93) | (52,980.62) | (46,182.06) | (47,395.38) | (57,502.29) | (48,806.28) | (61,237.66) |
| 461001 | 001 | 6100 | WATER SALES BILLED RECOUPMENT | - | - | - | - | (3,311.89) | (3,145.44) | (3,044.59) | (3,039.13) | (3,062.44) |
| 461100 | 001 | 6100 | WATER SALES: UNBILLED REVENUE | 2,528.00 | (3,612.00) | 8,214.00 | 2,767.00 | (8,267.00) | 731.00 | 1,857.00 | (3,415.00) | 8,225.00 |
| 461200 | 001 | 6100 | WATER SALES-UNBILLED RECOUPMNT | - | - | (36,290.09) | - | 3,311.89 | 3,145.44 | 3,044.59 | 3,039.13 | 3,062.44 |
| 462000 | 001 | 6100 | FIRE PROTECTION REVENUE | (17,893.50) | (18,002.71) | (18,002.71) | (18,002.71) | (18,002.71) | (18,002.71) | (18,002.71) | (18,002.71) | (18,002.71) |
| 460200 | 001 | 6100 | CBFRR REVENUES | (12,213.25) | (12,213.25) | (12,213.25) | (12,213.25) | (12,213.25) | (12,213.25) | (12,295.00) | (12,295.00) | (12,295.00) |
| 460998 | 001 | 6100 | CBFRR REVENUES - CONTRA | 12,213.25 | 12,213.25 | 12,213.25 | 12,213.25 | 12,213.25 | 12,213.25 | 12,295.00 | 12,295.00 | 12,295.00 |
| | | | | 72,964.76 | 70,024.46 | 97,921.73 | 68,216.33 | 72,451.77 | 64,667.09 | 73,648.00 | 70,223.99 | 71,015.37 |
| Other Operating Revenue | | | | | | | | | | | | |
| 471300 | 001 | 6100 | MISC OPERATING REVENUE | (130.00) | (142.00) | (150.00) | (286.00) | (75.00) | (319.00) | (279.00) | (130.00) | (141.00) |
| 474100 | 001 | 6100 | OTHER REVENUE: SOLAR REVENUE | - | - | - | - | - | - | - | - | - |
| | | | | 130.00 | 142.00 | 150.00 | 286.00 | 75.00 | 319.00 | 279.00 | 130.00 | 141.00 |
| Total Revenues | | | | 73,094.76 | 70,166.46 | 98,071.73 | 68,502.33 | 72,526.77 | 64,986.09 | 73,927.00 | 70,353.99 | 71,156.37 |
| Production Expenses | | | | | | | | | | | | |
| 601100 | 001 | 6105 | OTHER PROD LABOR:TREAT PLANT | - | - | - | - | - | - | - | - | - |
| 603500 | 001 | 6105 | OTHER PROD MAT&EXP: SRC/SUPPLY | - | - | - | - | - | - | - | - | - |
| 610200 | 001 | 6105 | SUPERINTENDENCE: WTP-PAC | - | - | - | - | - | - | - | - | - |
| 610201 | 001 | 6105 | BENEFITS: WTP-PAC | - | - | - | - | - | - | - | - | - |
| 623100 | 001 | 6105 | POWER PURCHASED: TRT PLT ELEC | 680.28 | 698.08 | 685.57 | 610.62 | 573.26 | 445.20 | 355.73 | 373.05 | 379.42 |
| 624100 | 001 | 6105 | OPER LABOR: TREATMENT PLANT | 5,425.25 | 5,086.98 | 6,380.66 | 5,701.28 | 5,357.87 | 7,551.80 | 7,278.24 | 6,838.12 | 6,413.58 |
| 626100 | 001 | 6105 | OPER EXP T PLANT: MAT & EXP | 84.19 | 30.95 | 427.49 | 214.99 | 148.79 | 289.95 | 335.53 | 282.96 | 198.00 |
| 626110 | 001 | 6105 | OPER EXP T PLANT: GAS/OIL | 2,781.83 | - | 2,513.72 | 2,255.59 | - | - | - | - | - |
| 626120 | 001 | 6105 | OPER EXP T PLANT: PHONE | 248.08 | - | 123.90 | 123.68 | 123.58 | 126.88 | 130.17 | 130.82 | 130.82 |
| 631100 | 001 | 6105 | MAINT STRUCT: TREATMENT PLANT | 136.02 | 322.00 | 166.71 | 217.00 | 2,592.00 | 2,754.86 | 3,892.00 | 2,183.76 | 184.00 |
| 631500 | 001 | 6105 | MAINT STRUCT: SOURCE OF SUPPLY | 1,691.87 | 316.95 | 336.21 | - | 381.68 | 884.87 | 651.16 | 200.15 | 856.98 |
| 633100 | 001 | 6105 | MAINT PUMP EQU: HIGH LIFT ELC | - | - | - | - | - | - | - | - | - |
| 633199 | 001 | 6105 | BOOSTER STATION GENERAL MAINT | - | - | - | - | - | - | - | - | - |
| 641110 | 001 | 6105 | CHLORINE: TREATMENT PLANT | - | 315.40 | 718.60 | - | - | 424.70 | - | 261.90 | 261.90 |
| 641120 | 001 | 6105 | ALUM. SULFATE/FERRIC CHLORIDE | - | - | - | 1,428.00 | - | - | - | 840.00 | - |
| 641140 | 001 | 6105 | POLYMERS | - | - | - | - | - | - | - | - | - |
| 641160 | 001 | 6105 | CORROSION INHIBITOR | - | - | - | 296.49 | 74.12 | - | 280.74 | 140.37 | 210.55 |
| 641213 | 001 | 6105 | SODA ASH | - | - | - | 1,188.00 | - | - | - | 1,188.00 | - |
| 642200 | 001 | 6105 | LABORATORY EXPENSE | - | - | - | - | - | 503.09 | - | - | - |
| 642205 | 001 | 6105 | LAB EXPENSE: OUTSIDE TESTING | 569.60 | 233.80 | 128.80 | 672.60 | 233.80 | 233.80 | 1,580.40 | 233.80 | 233.80 |
| 652200 | 001 | 6105 | MAINT PROC EQU: TRT PLANT | 379.13 | 242.36 | - | 408.12 | - | 829.37 | - | 3,088.61 | - |
| 652220 | 001 | 6105 | MAINT PROC EQUIP: SCADA & OTHR | 617.28 | 477.97 | 487.97 | 351.06 | 614.52 | 1,435.76 | 487.09 | 626.52 | 496.07 |
| | | | | 12,613.53 | 7,724.49 | 11,969.63 | 13,467.43 | 10,099.62 | 15,480.28 | 14,991.06 | 16,388.06 | 9,365.12 |

Transmission & Distribution Expenses

| | | | | | | | | | | | | |
|--------|-----|------|--------------------------------|-----------------|-----------------|-----------------|-----------------|-----------------|------------------|------------------|-----------------|-----------------|
| 660000 | 001 | 6106 | SUPERINTENDENCE: OPS-PAC | - | - | - | - | - | - | - | - | - |
| 660001 | 001 | 6106 | BENEFITS: OPS-PAC | - | - | - | - | - | - | - | - | - |
| 662003 | 001 | 6106 | MISC GEN EXPENSE/OPERATIONS | - | - | - | - | - | - | - | - | - |
| 662004 | 001 | 6106 | MISC T&D MATERIALS & SUPPLIES | - | - | - | - | - | - | - | - | - |
| 662100 | 001 | 6106 | DUTY PAY | - | - | - | - | - | - | - | - | - |
| 663100 | 001 | 6106 | METER OPERATING LABOR & EXP | 1,598.11 | 46.87 | 130.44 | - | - | 107.50 | - | - | - |
| 663101 | 001 | 6106 | MOLE: METER REMOVAL | - | - | - | 151.31 | - | 72.26 | - | 139.94 | 73.26 |
| 664200 | 001 | 6106 | OTHER EXPENSE ON CUST PREMISIS | - | - | - | - | - | - | - | - | - |
| 665100 | 001 | 6106 | SMALL TOOLS EXPENSE | - | - | - | - | - | - | 68.97 | - | - |
| 665250 | 001 | 6106 | TRANS/EXP: MISCELLANEOUS | - | - | - | - | - | - | - | - | - |
| 665400 | 001 | 6106 | GASOLINE | - | - | - | - | - | - | - | - | - |
| 673001 | 001 | 6106 | MAINT MAINS: REPAIRS | 6,019.66 | 1,236.85 | 78.46 | 4,262.24 | 1,216.15 | 7,187.63 | 5,793.80 | 160.11 | 251.87 |
| 673002 | 001 | 6106 | MAINT MAINS: GATE PROGRAM | 37.00 | - | - | - | - | - | 1,854.33 | - | 146.51 |
| 673003 | 001 | 6106 | MAINT MAINS: FLUSHING LN | - | - | - | 1,661.88 | - | 312.34 | - | - | - |
| 673004 | 001 | 6106 | MAINT GATES: INSPECTION: PAC | - | - | 1,183.35 | - | - | 348.28 | 374.81 | - | - |
| 675000 | 001 | 6106 | MAINTENANCE: SERVICES | 943.02 | 150.18 | 5,707.74 | 381.68 | 5,727.04 | 1,757.23 | 11,127.19 | 2,271.19 | 272.45 |
| 676000 | 001 | 6106 | MAINTENANCE: METERS | - | 71.72 | 136.94 | 72.26 | - | - | 216.77 | 73.26 | - |
| 677001 | 001 | 6106 | MAINTENANCE: HYDRANTS-REPAIRS | 1,098.85 | 365.33 | - | - | - | - | 278.25 | 1,201.89 | - |
| 677002 | 001 | 6106 | MAINTENANCE: HYDRANTS-PAINTING | - | - | - | - | - | - | 366.28 | 997.09 | 183.14 |
| 677003 | 001 | 6106 | MAINTENANCE: HYDRANTS-INSPECTN | - | - | 569.08 | 72.26 | 289.02 | 1,553.63 | - | - | 970.00 |
| 678000 | 001 | 6106 | MONITOR CONTRACTORS MARKING | - | 107.58 | 244.25 | 452.34 | 252.90 | 671.59 | 474.95 | 815.96 | 227.61 |
| | | | | 9,696.64 | 1,978.53 | 8,050.26 | 7,053.97 | 7,485.11 | 12,010.46 | 20,555.35 | 5,659.44 | 2,124.84 |

Customer Accounts & Collection Expenses

| | | | | | | | | | | | | |
|--------|-----|------|----------------------------|---------------|---------------|---------------|---------------|-----------------|-----------------|-----------------|-----------------|-----------------|
| 902000 | 001 | 6108 | CUSTOMER ORDS: COLLECTIONS | - | - | - | - | - | - | - | - | - |
| 903000 | 001 | 6108 | CUSTOMER ORDS: COLLECTIONS | 222.37 | - | - | - | - | - | - | - | 358.68 |
| 902001 | 001 | 6108 | METER READING | 156.92 | 156.92 | 143.44 | 72.26 | 72.26 | 158.11 | 125.94 | 146.74 | - |
| 902098 | 001 | 6108 | METER READING: TRANSFERS | 140.31 | 238.01 | 169.67 | 101.88 | 144.51 | 200.60 | 76.66 | 80.07 | 102.88 |
| 902099 | 001 | 6108 | METER READING: EXCEPTIONS | - | 78.46 | - | - | 131.51 | 72.26 | 259.29 | - | 73.26 |
| 902100 | 001 | 6108 | BILLING & ACCOUNTING | - | - | - | - | - | - | - | - | - |
| 903100 | 001 | 6108 | BILLING & ACCOUNTING | 509.06 | 422.00 | 555.72 | 588.70 | 568.91 | 602.81 | 627.20 | 637.76 | 680.44 |
| 930200 | 001 | 6108 | PUBLIC RELATIONS | - | - | 23.47 | - | 383.01 | - | - | 75.73 | 17.76 |
| 904000 | 001 | 6108 | UNCOLLECTABLE ACCOUNTS | (180.92) | 96.41 | - | - | 418.08 | (24.10) | - | 175.64 | - |
| | | | | 847.74 | 991.80 | 892.30 | 762.84 | 1,718.28 | 1,009.68 | 1,089.09 | 1,115.94 | 1,233.02 |

Administrative and General Expense

| | | | | | | | | | | | | |
|--------|-----|------|--------------------------------|----------|----------|----------|----------|--------|----------|----------|----------|----------|
| 921000 | 001 | 6109 | OFFICE SUPPLIES & EXPENSE | 10.47 | 23.21 | 9.01 | 1.59 | 15.37 | 12.10 | 6.07 | 165.13 | 10.26 |
| 921160 | 001 | 6109 | OFFICE SUPPLIES & EXP: PHONE | 47.26 | 47.26 | 47.26 | 47.23 | 47.23 | 47.23 | 50.42 | 67.18 | 59.14 |
| 923000 | 001 | 6109 | OUTSIDE SERVICES | - | - | - | 447.80 | 81.66 | - | 1,076.08 | - | - |
| 924000 | 001 | 6109 | INSURANCE EXPENSE | 1,107.00 | 1,554.51 | 1,284.57 | 1,330.75 | 359.75 | 1,330.76 | 1,330.76 | 1,330.76 | 1,330.76 |
| 928000 | 001 | 6109 | REGULATORY COMMISSION EXPENSE | 354.33 | 354.34 | 354.33 | 354.33 | 354.33 | 354.34 | 354.34 | 354.34 | 354.34 |
| 930100 | 001 | 6109 | MEETING CONVENTION/MEMBSP FEES | - | - | - | - | - | - | - | - | - |
| 930102 | 001 | 6109 | LICENSING FEES | 150.00 | 150.00 | 150.00 | 150.00 | 150.00 | 150.00 | 150.00 | 150.00 | 150.00 |
| 930200 | 001 | 6109 | PUBLIC RELATIONS | - | - | - | - | - | - | - | - | - |
| 930300 | 001 | 6109 | MEALS | - | - | - | - | - | - | - | - | - |

| | | | | | | | | | | | | |
|--------|-----|------|---|------------------|------------------|------------------|------------------|------------------|-------------------|-------------------|------------------|------------------|
| 930400 | 001 | 6109 | MISCELLANEOUS GENERAL EXPENSE | - | - | 100.66 | - | - | - | (5.87) | - | - |
| 930410 | 001 | 6109 | CHARITABLE CONTRIBUTIONS | - | - | - | - | - | - | - | - | - |
| 950200 | 001 | 6109 | MAINT: OFFICE FURNT & EQUIP | - | - | - | - | - | - | - | - | - |
| 950400 | 001 | 6109 | MAINT: MISC GENERAL EQUIP | - | - | - | - | - | - | - | - | - |
| 950500 | 001 | 6109 | MAINT COMPUTER EQUIP: PAC | - | - | - | - | - | - | - | - | - |
| | | | | 1,669.06 | 2,129.32 | 1,945.83 | 2,331.70 | 1,008.34 | 1,894.43 | 2,961.80 | 2,067.41 | 1,904.50 |
| | | | <u>Inter Div Management Fee</u> | | | | | | | | | |
| 930500 | 001 | 6100 | MAINT COMPUTER EQUIP: PAC | 410.00 | 494.00 | 495.00 | 542.00 | 416.00 | 339.00 | 349.00 | 487.00 | 510.00 |
| 930510 | 001 | 6100 | MAINT COMPUTER EQUIP: PAC | 19,932.00 | 15,082.00 | 18,668.00 | 17,158.00 | 17,135.00 | 17,251.00 | 19,515.00 | 16,215.00 | 15,797.00 |
| 930520 | 001 | 6100 | MAINT COMPUTER EQUIP: PAC | - | - | - | - | - | - | - | - | - |
| | | | | 20,342.00 | 15,576.00 | 19,163.00 | 17,700.00 | 17,551.00 | 17,590.00 | 19,864.00 | 16,702.00 | 16,307.00 |
| | | | Total Operating Expenses | 45,168.97 | 28,400.14 | 42,021.02 | 41,315.94 | 37,862.35 | 47,984.85 | 59,461.30 | 41,932.85 | 30,934.48 |
| | | | <u>Depreciation Expense</u> | | | | | | | | | |
| 403000 | 001 | 6100 | DEPRECIATION EXPENSE: PAC | 8,216.85 | 8,218.16 | 8,188.87 | 8,183.89 | 8,183.94 | 8,184.71 | 8,166.79 | 8,216.97 | 8,103.37 |
| | | | | 8,216.85 | 8,218.16 | 8,188.87 | 8,183.89 | 8,183.94 | 8,184.71 | 8,166.79 | 8,216.97 | 8,103.37 |
| | | | <u>Amortization Expense: CIAC</u> | | | | | | | | | |
| 405300 | 001 | 6100 | AMORTIZATION EXPENSE: CIAC | (1,915.46) | (1,915.38) | (1,915.46) | (1,915.38) | (1,915.37) | (1,915.51) | (1,915.82) | (1,915.44) | (1,915.99) |
| | | | <u>Amortization Expense</u> | | | | | | | | | |
| 407320 | 001 | 6100 | AMORT EXP - DEFERRED CHARGES | 183.40 | 183.40 | 183.40 | 183.40 | 183.40 | 183.41 | 183.40 | 183.41 | 183.40 |
| 407100 | 001 | 6100 | AMORT: ACQUISITION PREMIUM | 3,031.86 | 3,123.72 | 3,123.73 | 3,123.73 | 3,123.73 | 3,123.73 | 3,123.72 | 3,123.73 | 3,123.73 |
| | | | | 3,215.26 | 3,307.12 | 3,307.13 | 3,307.13 | 3,307.13 | 3,307.14 | 3,307.12 | 3,307.14 | 3,307.13 |
| | | | <u>Taxes Other than Income Tax</u> | | | | | | | | | |
| 408110 | 001 | 6100 | LOCAL PROPERTY TAXES | 10,676.23 | 10,548.67 | 10,548.67 | 10,548.66 | 11,121.00 | 10,834.83 | 10,834.84 | 10,834.84 | 10,834.84 |
| 408130 | 001 | 6100 | OTHER TAXES | - | - | - | - | - | - | - | - | - |
| | | | | 10,676.23 | 10,548.67 | 10,548.67 | 10,548.66 | 11,121.00 | 10,834.83 | 10,834.84 | 10,834.84 | 10,834.84 |
| 414000 | 001 | 6100 | GAIN FROM FORGIVENESS SRF DEBT | (119.19) | (119.19) | (119.19) | (119.19) | (119.19) | (119.19) | (119.19) | (119.19) | (119.19) |
| | | | <u>Income Tax</u> | | | | | | | | | |
| 409102 | 001 | 6100 | PROV/FED INC TAX/CURRENT | 1,473.23 | 4,177.43 | 6,955.77 | 1,354.92 | 2,665.68 | (756.09) | (1,241.02) | 1,372.19 | 3,687.58 |
| 409113 | 001 | 6100 | PROVS FOR NH BUS PRFTS TAX CUR | 577.03 | 1,667.73 | 2,763.21 | 538.25 | 1,058.96 | (300.36) | (493.01) | 545.11 | 1,464.92 |
| 410102 | 001 | 6100 | PROV FEDL INCOME TAX DEFERRED | - | - | - | - | - | - | - | - | - |
| 410113 | 001 | 6100 | PROV NH INCOME TAX DEFERRED | - | - | - | - | - | - | - | - | - |
| | | | | 2,050.26 | 5,845.16 | 9,718.98 | 1,893.17 | 3,724.64 | (1,056.45) | (1,734.03) | 1,917.30 | 5,152.50 |
| | | | Total Operating Deducts | 67,292.92 | 54,284.68 | 71,750.02 | 63,214.22 | 62,164.50 | 67,220.38 | 78,001.01 | 64,174.47 | 56,297.14 |
| | | | Net Operating Income | 5,801.84 | 15,881.78 | 26,321.71 | 5,288.11 | 10,362.27 | (2,234.29) | (4,074.01) | 6,179.52 | 14,859.23 |

| | | | | | | | | | | | | |
|--------|-----|------|------------------------------------|-----------------|------------------|------------------|------------------|------------------|-------------------|-------------------|------------------|------------------|
| 421000 | 001 | 6100 | MISC NON-OPERATING INCOME(EXP) | - | - | - | - | - | - | - | - | - |
| 426000 | 001 | 6100 | MISC NONUTILITY EXPENSES | - | - | - | - | - | - | - | - | - |
| | | | Other Income | - | - | - | - | - | - | - | - | - |
| 420000 | 001 | 6100 | AFDUC-INT(DEBT) COMPONENT-PAC | - | - | - | - | - | - | - | - | - |
| 420100 | 001 | 6100 | AFUDC - EQUITY COMPONENT - PAC | - | - | - | - | - | - | - | - | - |
| 427115 | 001 | 6100 | INTERCOMPANY INTEREST | 2,973.79 | 2,973.26 | 2,961.92 | 2,998.72 | 3,142.49 | 3,418.89 | 3,404.02 | 3,827.46 | 3,797.45 |
| 427300 | 001 | 6100 | INTEREST EXP: BONDS & NOTES | 255.40 | 254.84 | 254.27 | 253.70 | 253.13 | 252.56 | 251.98 | 251.41 | 250.83 |
| 428000 | 001 | 6100 | AMORTIZATION OF DEBT EXPENSE | 62.33 | 62.33 | 62.33 | 62.33 | 62.33 | 62.33 | 62.33 | 62.33 | 62.33 |
| 419000 | 001 | 6100 | INTEREST INCOME | - | - | - | - | - | - | - | - | - |
| | | | Total Interest | 3,291.52 | 3,290.43 | 3,278.52 | 3,314.75 | 3,457.95 | 3,733.78 | 3,718.33 | 4,141.20 | 4,110.61 |
| | | | Net Income Before Dividends | 2,510.32 | 12,591.35 | 23,043.19 | 1,973.36 | 6,904.32 | (5,968.07) | (7,792.34) | 2,038.32 | 10,748.62 |
| 438000 | 001 | 6100 | DIVIDENDS: COMMON STOCK | - | - | - | - | - | - | - | - | - |
| | | | Net Income (Or Loss) - MTD | 2,510.32 | 12,591.35 | 23,043.19 | 1,973.36 | 6,904.32 | (5,968.07) | (7,792.34) | 2,038.32 | 10,748.62 |
| | | | Net Income (Or Loss) - YTD | 2,510.32 | 15,101.67 | 38,144.86 | 40,118.22 | 47,022.54 | 41,054.47 | 33,262.13 | 35,300.45 | 46,049.07 |

12 UPDATE MONTHLY

| 10 Oct-22 | 11 Nov-22 | 12 Dec-22 | Total |
|------------------|------------------|------------------|-------------------|
| (48,602.53) | (47,987.25) | (54,368.61) | (622,915) |
| (2,940.65) | (2,940.41) | (2,946.14) | (24,431) |
| (6,139.00) | 5,070.00 | 560.00 | 8,519 |
| 2,940.65 | 2,940.41 | 2,946.14 | (11,859) |
| (18,002.71) | (18,002.71) | (18,002.71) | (215,923) |
| (12,295.00) | (12,295.00) | (12,295.00) | (147,050) |
| 12,295.00 | 12,295.00 | 12,295.00 | 147,050 |
| 72,744.24 | 60,919.96 | 71,811.32 | 866,609.02 |
| | | | - |
| (236.51) | (322.00) | (147.00) | (2,358) |
| - | - | (170.00) | (170) |
| 236.51 | 322.00 | 317.00 | 2,527.51 |
| | | | - |
| 72,980.75 | 61,241.96 | 72,128.32 | 869,136.53 |
| | | | - |
| | | | - |
| - | - | - | - |
| - | - | - | - |
| - | - | - | - |
| 330.38 | 452.74 | 596.60 | 6,181 |
| 6,320.16 | 6,536.46 | 10,366.50 | 79,257 |
| 347.47 | 101.35 | 1,882.92 | 4,345 |
| 528.77 | - | 4,989.46 | 13,069 |
| 129.35 | 129.06 | 260.12 | 1,656 |
| 2,492.00 | - | 1,998.25 | 16,939 |
| 80.06 | 293.47 | 705.54 | 6,399 |
| - | - | - | - |
| - | - | - | - |
| 290.50 | - | 312.50 | 2,586 |
| - | - | 840.00 | 3,108 |
| - | - | - | - |
| - | 239.94 | - | 1,242 |
| - | - | 1,188.00 | 3,564 |
| 462.67 | 16.80 | - | 983 |
| 682.60 | 219.00 | 235.80 | 5,258 |
| 2,210.77 | - | 1,258.42 | 8,417 |
| 490.37 | 488.27 | 498.27 | 7,071 |
| 14,365.10 | 8,477.09 | 25,132.38 | 160,073.79 |

| | | | |
|-----------------|-----------------|------------------|-------------------|
| | | | - |
| - | - | - | - |
| - | - | - | - |
| - | - | - | - |
| - | - | - | - |
| - | 189.19 | 118.25 | 2,190 |
| 73.26 | 109.88 | 73.26 | 693 |
| - | 546.40 | - | 546 |
| - | - | - | 69 |
| - | - | - | - |
| - | - | - | - |
| - | 146.51 | 22,797.09 | 49,150 |
| - | - | 1,723.83 | 3,762 |
| - | - | - | 1,974 |
| - | - | - | 1,906 |
| 280.00 | 735.60 | 1,055.00 | 30,408 |
| - | 549.42 | 445.22 | 1,566 |
| - | - | - | 2,944 |
| 566.32 | - | - | 2,113 |
| - | - | - | 3,454 |
| 259.29 | 239.11 | 85.68 | 3,831 |
| 1,178.87 | 2,516.11 | 26,298.33 | 104,607.91 |
| | | | - |
| | | | - |
| - | - | - | - |
| - | - | - | 581 |
| 133.36 | - | 146.51 | 1,312 |
| - | 36.63 | 69.97 | 1,361 |
| - | - | 146.51 | 761 |
| - | - | - | - |
| 623.22 | 583.15 | 548.79 | 6,948 |
| - | - | 16.28 | 516 |
| - | - | 984.83 | 1,470 |
| 756.58 | 619.78 | 1,912.89 | 12,949.94 |
| | | | - |
| 10.26 | 7.54 | 11.12 | 282 |
| 134.23 | 134.23 | 134.14 | 863 |
| - | 1,809.33 | 1,199.66 | 4,615 |
| 1,361.88 | 1,333.87 | 1,361.49 | 15,017 |
| 354.34 | (31.69) | 322.33 | 3,834 |
| - | - | - | - |
| 150.00 | 150.00 | 150.00 | 1,800 |
| - | - | - | - |
| - | - | - | - |

| | | | |
|------------------|------------------|--------------------|-------------------|
| - | - | - | 95 |
| - | - | - | - |
| - | - | - | - |
| - | - | - | - |
| - | - | - | - |
| 2,010.71 | 3,403.28 | 3,178.74 | 26,505.12 |
| | | | - |
| 426.00 | 418.00 | (203.00) | 4,683 |
| 13,493.00 | 15,775.00 | 16,014.00 | 202,035 |
| - | - | - | - |
| 13,919.00 | 16,193.00 | 15,811.00 | 206,718.00 |
| | | | - |
| 32,230.26 | 31,209.26 | 72,333.34 | 510,854.76 |
| | | | - |
| | | | - |
| 8,175.00 | 8,108.45 | 8,134.21 | 98,081 |
| 8,175.00 | 8,108.45 | 8,134.21 | 98,081.21 |
| | | | - |
| | | | - |
| (1,915.38) | (1,915.37) | (1,916.00) | (22,987) |
| | | | - |
| | | | - |
| 183.40 | 183.41 | 183.41 | 2,201 |
| 3,123.73 | 3,123.73 | 3,123.73 | 37,393 |
| 3,307.13 | 3,307.14 | 3,307.14 | 39,593.71 |
| | | | - |
| | | | - |
| 10,834.82 | 3,515.83 | 7,175.33 | 118,309 |
| - | - | 1,391.00 | 1,391 |
| 10,834.82 | 3,515.83 | 8,566.33 | 119,699.56 |
| | | | - |
| (119.19) | (119.19) | (119.19) | (1,430) |
| | | | - |
| | | | - |
| 3,789.82 | 3,115.90 | (26,595.41) | - |
| 1,505.52 | 1,237.81 | (10,565.17) | - |
| - | - | 24,749.00 | 24,749 |
| - | - | 7,812.00 | 7,812 |
| 5,295.34 | 4,353.71 | (4,599.58) | 32,561.00 |
| | | | - |
| 57,807.98 | 48,459.83 | 85,706.25 | 776,373.40 |
| | | | - |
| 15,172.77 | 12,782.13 | (13,577.93) | 92,763.13 |
| | | | - |
| | | | - |

| | | | |
|------------------|------------------|--------------------|------------------|
| - | - | - | - |
| - | - | - | - |
| - | - | - | - |
| - | - | - | - |
| - | - | - | - |
| - | - | - | - |
| 3,726.98 | 3,872.16 | 3,921.54 | 41,019 |
| 250.25 | 249.67 | 249.09 | 3,027 |
| 62.33 | 62.33 | 62.33 | 748 |
| - | - | - | - |
| 4,039.56 | 4,184.16 | 4,232.96 | 44,793.77 |
| - | - | - | - |
| 11,133.21 | 8,597.97 | (17,810.89) | 47,969.36 |
| - | - | - | - |
| - | - | - | - |
| - | - | - | - |
| 11,133.21 | 8,597.97 | (17,810.89) | 47,969.36 |
| 57,182.28 | 65,780.25 | 47,969.36 | - |

| | | | 12 | 1 | 2 | 3 | 4 | 5 | 6 | 7 | 8 |
|--|--------|--------------------------------|---------------------|---------------------|---------------------|---------------------|---------------------|---------------------|---------------------|---------------------|---------------------|
| | | | Dec-21 | Jan-22 | Feb-22 | Mar-22 | Apr-22 | May-22 | Jun-22 | Jul-22 | Aug-22 |
| Assets | | | | | | | | | | | |
| Land | | | | | | | | | | | |
| 303100 | 303100 | LAND | 44,180.00 | 44,180.00 | 44,180.00 | 44,180.00 | 44,180.00 | 44,180.00 | 44,180.00 | 44,180.00 | 44,180.00 |
| 303300 | 303300 | EASEMENTS - PITTSFIELD | 16,153.19 | 16,153.19 | 16,153.19 | 16,153.19 | 16,153.19 | 16,153.19 | 16,153.19 | 16,153.19 | 16,153.19 |
| | | | 60,333.19 | 60,333.19 | 60,333.19 | 60,333.19 | 60,333.19 | 60,333.19 | 60,333.19 | 60,333.19 | 60,333.19 |
| Structures | | | | | | | | | | | |
| 304100 | 304100 | SOURCE OF SUPPLY STRUCTURES | 71,250.05 | 71,250.05 | 71,250.05 | 71,250.05 | 71,250.05 | 71,250.05 | 71,250.05 | 71,250.05 | 71,250.05 |
| 304700 | 304700 | GENERAL & MISC STRUCTURES | 1,080.00 | 1,080.00 | 1,080.00 | 1,080.00 | 1,080.00 | 1,080.00 | 1,080.00 | 1,080.00 | 1,080.00 |
| 304800 | 304800 | WATER TREATMENT STRUCTURES | 935,239.12 | 935,239.12 | 935,239.12 | 935,239.12 | 935,239.12 | 935,239.12 | 935,239.12 | 935,239.12 | 935,239.12 |
| 305000 | 305000 | RESERVOIRS & DAMS | 137,331.46 | 137,331.46 | 137,331.46 | 137,331.46 | 137,331.46 | 137,331.46 | 137,331.46 | 137,331.46 | 137,331.46 |
| 306000 | 306000 | LAKE, RIVER & OTHER INTAKE-PAC | 38,270.60 | 38,270.60 | 38,270.60 | 38,270.60 | 38,270.60 | 38,270.60 | 38,270.60 | 38,270.60 | 38,270.60 |
| 309000 | 309000 | SUPPLY MAINS: PITTSFIELD | 309,352.72 | 309,352.72 | 309,352.72 | 309,352.72 | 309,352.72 | 309,352.72 | 309,352.72 | 309,352.72 | 309,352.72 |
| | | | 1,492,523.95 | 1,492,523.95 | 1,492,523.95 | 1,492,523.95 | 1,492,523.95 | 1,492,523.95 | 1,492,523.95 | 1,492,523.95 | 1,492,523.95 |
| Equipment | | | | | | | | | | | |
| 310000 | 310000 | POWER GENERATED EQUIP: PAC | 55,407.06 | 55,407.06 | 55,407.06 | 55,407.06 | 55,407.06 | 55,407.06 | 55,407.06 | 55,407.06 | 55,407.06 |
| 311200 | 311200 | ELECTRIC PUMPING EQUIPMENT | 1,651.09 | 1,651.09 | 1,651.09 | 1,651.09 | 1,651.09 | 1,651.09 | 1,651.09 | 1,651.09 | 1,651.09 |
| 311210 | 311210 | PUMPING EQUIP: PUMPS - PAC | 13,870.94 | 13,870.94 | 13,870.94 | 13,870.94 | 13,870.94 | 13,870.94 | 13,870.94 | 13,870.94 | 13,870.94 |
| 320000 | 320000 | PURIFICATION SYSTEM EQUIPMENT | - | - | - | - | - | - | - | - | - |
| 320200 | 320200 | WATER TREATMENT EQUIPMENT: PAC | 17,042.89 | 17,042.89 | 17,042.89 | 17,042.89 | 17,042.89 | 17,042.89 | 17,042.89 | 17,042.89 | 17,042.89 |
| 320310 | 320310 | WTP EQUIPMENT: MEDIA - PAC | 41,963.48 | 41,963.48 | 41,963.48 | 41,963.48 | 41,963.48 | 41,963.48 | 41,963.48 | 41,963.48 | 41,963.48 |
| | | | 129,935.46 | 129,935.46 | 129,935.46 | 129,935.46 | 129,935.46 | 129,935.46 | 129,935.46 | 129,935.46 | 129,935.46 |
| Transmission & Distribution | | | | | | | | | | | |
| 331000 | 331000 | PAVEMENTS - GENERAL | 5,000.00 | 5,000.00 | 5,000.00 | 5,000.00 | 5,000.00 | 5,000.00 | 5,000.00 | 5,000.00 | 5,000.00 |
| 331001 | 331001 | PAVEMENTS - TRANS MAINS | 2,003.77 | 2,003.77 | 2,003.77 | 2,003.77 | 2,003.77 | 2,003.77 | 2,003.77 | 2,003.77 | 2,003.77 |
| 331002 | 331002 | PAVEMENTS - DIST MAINS | 124,788.30 | 124,788.30 | 124,788.30 | 124,788.30 | 124,788.30 | 124,788.30 | 124,788.30 | 124,788.30 | 124,788.30 |
| 331003 | 331003 | PAVEMENTS - GATE VALVES | 2,833.21 | 2,833.21 | 2,833.21 | 2,833.21 | 2,833.21 | 2,833.21 | 2,833.21 | 2,833.21 | 2,833.21 |
| 331100 | 331100 | MAINS: 6" & LARGER | 642,373.35 | 642,373.35 | 642,373.35 | 642,373.35 | 642,373.35 | 642,373.35 | 642,373.35 | 642,373.35 | 642,373.35 |
| 331150 | 331150 | DEVEL INSTAL MAINS-6" & LARGER | 316,734.00 | 316,734.00 | 316,734.00 | 316,734.00 | 316,734.00 | 316,734.00 | 316,734.00 | 316,734.00 | 316,734.00 |
| 331200 | 331200 | MAINS: 4" & UNDER | 216.00 | 216.00 | 216.00 | 216.00 | 216.00 | 216.00 | 216.00 | 216.00 | 216.00 |
| 331250 | 331250 | GATES: 4" & UNDER | 9,998.74 | 9,998.74 | 9,998.74 | 9,998.74 | 9,998.74 | 9,998.74 | 9,998.74 | 9,998.74 | 9,998.74 |
| 331251 | 331251 | GATES: 6" & LARGER | 69,021.53 | 69,021.53 | 69,021.53 | 69,021.53 | 69,021.53 | 69,021.53 | 69,021.53 | 69,021.53 | 69,021.53 |
| 331252 | 331252 | GATES: UNKNOWN SIZE | 284.49 | 284.49 | 284.49 | 284.49 | 284.49 | 284.49 | 284.49 | 284.49 | 284.49 |
| 331300 | 331300 | DEVEL INSTAL MAINS: 4" & UNDER | - | - | - | - | - | - | - | - | - |
| 331400 | 331400 | MAINS: UNKNOWN SIZE | 1,018,899.48 | 1,018,899.48 | 1,018,899.48 | 1,018,899.48 | 1,018,899.48 | 1,018,899.48 | 1,018,899.48 | 1,018,899.48 | 1,018,899.48 |
| 331401 | 331401 | DEVEL INSTAL MAINS:UNKNOWN SZ | 176,678.50 | 176,678.50 | 176,678.50 | 176,678.50 | 176,678.50 | 176,678.50 | 176,678.50 | 176,678.50 | 176,678.50 |
| 333004 | 333004 | PAVING - SERVICES | 3,700.02 | 3,700.02 | 3,700.02 | 3,700.02 | 3,700.02 | 3,700.02 | 3,700.02 | 3,700.02 | 3,700.02 |
| 333100 | 333100 | NEW SERVICES | 117,207.78 | 117,207.78 | 117,207.78 | 117,207.78 | 117,207.78 | 117,207.78 | 117,207.78 | 117,207.78 | 117,207.78 |
| 333200 | 333200 | RENEWED SERVICES | 67,128.44 | 67,128.44 | 67,128.44 | 67,128.44 | 67,128.44 | 67,128.44 | 67,128.44 | 67,128.44 | 67,128.44 |
| 334000 | 334000 | METERING EQUIPMENT | 84,078.55 | 85,471.36 | 85,471.36 | 85,396.68 | 85,396.68 | 85,396.68 | 85,396.68 | 85,396.68 | 85,396.68 |
| 334100 | 334100 | RADIOS FOR METERING | 56,441.54 | 56,441.54 | 56,441.54 | 56,438.83 | 56,438.83 | 56,438.83 | 56,562.39 | 56,562.39 | 56,562.39 |
| 335000 | 335000 | FIRE PROT EQUIP: HYDRANTS | 90,328.27 | 90,328.27 | 90,328.27 | 90,328.27 | 90,328.27 | 90,328.27 | 90,328.27 | 90,328.27 | 90,328.27 |
| 335005 | 335005 | HYDRANTS - PAVING | 184.00 | 184.00 | 184.00 | 184.00 | 184.00 | 184.00 | 184.00 | 184.00 | 184.00 |
| 335100 | 335100 | HYDRANTS: CIAC | 14,550.00 | 14,550.00 | 14,550.00 | 14,550.00 | 14,550.00 | 14,550.00 | 14,550.00 | 14,550.00 | 14,550.00 |
| 339000 | 339000 | OTHER PLANT & MISC EQUIP: PAC | 1,495.00 | 1,495.00 | 1,495.00 | 1,495.00 | 1,495.00 | 1,495.00 | 1,495.00 | 1,495.00 | 1,495.00 |
| | | | 2,803,944.97 | 2,805,337.78 | 2,805,337.78 | 2,805,260.39 | 2,805,260.39 | 2,805,260.39 | 2,805,383.95 | 2,805,383.95 | 2,805,383.95 |

| | | | | | | | | | | | |
|-------------------------------|--------|--------------------------------------|---------------------|---------------------|---------------------|---------------------|---------------------|---------------------|---------------------|---------------------|---------------------|
| | | Miscellaneous Equipment | | | | | | | | | |
| 343000 | 343000 | SHOP EQUIPMENT | 9,687.95 | 9,687.95 | 9,687.95 | 9,687.95 | 9,687.95 | 9,687.95 | 9,687.95 | 9,687.95 | 9,687.95 |
| 344000 | 344000 | LABORATORY EQUIPMENT | 31,159.42 | 31,159.42 | 31,159.42 | 31,159.42 | 31,159.42 | 31,159.42 | 31,159.42 | 31,159.42 | 31,159.42 |
| 346000 | 346000 | COMMUNICATION EQUIPMENT - PAC | 30,662.09 | 30,662.09 | 30,662.09 | 30,662.09 | 30,662.09 | 30,662.09 | 30,662.09 | 30,662.09 | 39,919.42 |
| 347110 | 347110 | COMPUTER EQUIPMENT | 24,555.64 | 24,555.64 | 24,555.64 | 24,555.64 | 24,555.64 | 24,555.64 | 24,555.64 | 24,555.64 | 24,555.64 |
| 348000 | 348000 | MISCELLANEOUS GENERAL EQUIP | 19,744.54 | 19,744.54 | 19,744.54 | 19,744.54 | 19,744.54 | 19,744.54 | 19,744.54 | 19,744.54 | 19,744.54 |
| | | | 115,809.64 | 115,809.64 | 115,809.64 | 115,809.64 | 115,809.64 | 115,809.64 | 115,809.64 | 115,809.64 | 125,066.97 |
| | | Intangible Plant | | | | | | | | | |
| 301000 | 301000 | ORGANIZATION EXPENSE | 75,550.65 | 75,550.65 | 75,550.65 | 75,550.65 | 75,550.65 | 75,550.65 | 75,550.65 | 75,550.65 | 75,550.65 |
| | | | 75,550.65 | 75,550.65 | 75,550.65 | 75,550.65 | 75,550.65 | 75,550.65 | 75,550.65 | 75,550.65 | 75,550.65 |
| Total Plant in Service | | | 4,678,097.86 | 4,679,490.67 | 4,679,490.67 | 4,679,413.28 | 4,679,413.28 | 4,679,413.28 | 4,679,536.84 | 4,679,536.84 | 4,688,794.17 |
| | | Accumulated Depreciation | | | | | | | | | |
| 108000 | 108000 | ACCUMULATED DEPRECIATION: PAC | (2,197,244.98) | (2,205,461.83) | (2,213,679.99) | (2,221,797.13) | (2,229,981.02) | (2,238,164.96) | (2,246,349.67) | (2,254,516.46) | (2,262,733.43) |
| 108001 | 108001 | ACCUM DEPREC: COST OF REM -PAC | 244,326.41 | 244,481.17 | 244,481.17 | 244,481.17 | 244,481.17 | 244,481.17 | 244,481.17 | 244,481.17 | 244,481.17 |
| 108002 | 108002 | ACCUM DEPRECIATION: LOSS -PAC | 197,503.87 | 197,503.87 | 197,503.87 | 197,604.54 | 197,604.54 | 197,604.54 | 197,604.54 | 197,604.54 | 197,604.54 |
| | | | 1,755,414.70 | 1,763,476.79 | 1,771,694.95 | 1,779,711.42 | 1,787,895.31 | 1,796,079.25 | 1,804,263.96 | 1,812,430.75 | 1,820,647.72 |
| Net Plant in Service | | | 2,922,683.16 | 2,916,013.88 | 2,907,795.72 | 2,899,701.86 | 2,891,517.97 | 2,883,334.03 | 2,875,272.88 | 2,867,106.09 | 2,868,146.45 |
| | | Construction Work in Progress | | | | | | | | | |
| 105222 | 105222 | CWIP: CONTRACTOR CLEARING -PAC | - | - | - | - | - | - | - | - | - |
| Total Plant | | | 2,922,683.16 | 2,916,013.88 | 2,907,795.72 | 2,899,701.86 | 2,891,517.97 | 2,883,334.03 | 2,875,272.88 | 2,867,106.09 | 2,868,146.45 |
| Current Assets | | | | | | | | | | | |
| | | Cash | | | | | | | | | |
| 131110 | 131110 | PETTY CASH: PITTSFIELD/NC | - | - | - | - | - | - | - | - | - |
| 131120 | 131120 | CASH: BANK OF AMERICA OPERATNG | - | - | - | - | - | - | - | - | - |
| 131140 | 131140 | CASH - TD BANK | - | - | - | - | - | - | - | - | - |
| 131350 | 131350 | RESTRICTED CASH - TD BANK RSF | 517.71 | 14,360.82 | 14,677.60 | 20,010.05 | 20,027.72 | 20,768.74 | 20,154.40 | 21,147.10 | 21,497.59 |
| 131375 | 131375 | DSRR 1.0 RSF | 236.12 | 620.66 | 765.14 | 3,197.28 | 3,205.34 | 3,543.32 | 3,263.12 | 3,715.89 | 3,875.75 |
| 131380 | 131380 | MOERR RSF | (16,575.82) | (17,293.93) | (10,733.47) | 10,650.04 | 6,848.79 | 10,536.76 | (1,694.01) | (15,660.49) | (21,028.60) |
| 131385 | 131385 | MOERR | 30,595.85 | 41,381.31 | (44,491.76) | (130,291.82) | (68,350.25) | 40,874.13 | 55,931.21 | 11,195.81 | 318,927.52 |
| 131395 | 131390 | DSRR 1.0 | 1,145.16 | 484.00 | (7,522.61) | 10,179.89 | (10,336.35) | 18,567.80 | 5,613.06 | 5,613.06 | 5,688.63 |
| 131395 | 131395 | DSRR 0.1 | - | 1,744.39 | 2,319.61 | 3,123.60 | 3,685.18 | 4,279.75 | 4,812.50 | 5,418.55 | 5,995.31 |
| 141000 | 141000 | A/R: BILLED WATER REVENUE | 24,434.10 | 46,666.54 | 55,351.55 | 26,504.47 | 48,616.18 | 22,587.10 | 24,954.78 | 58,068.31 | 22,625.50 |
| 141400 | 141400 | A/R: MISCELLANEOUS | - | - | - | - | - | - | - | - | - |
| 143901 | 143901 | ALLOWANCE FOR DOUBTFUL ACCTS | (775.98) | (500.00) | (500.00) | (500.00) | (500.00) | (500.00) | (500.00) | (500.00) | (500.00) |
| 173150 | 173150 | A/R: UNBILLED WATER REVENUE | 84,664.00 | 82,136.00 | 85,748.00 | 77,534.00 | 74,767.00 | 83,034.00 | 82,303.00 | 80,446.00 | 83,861.00 |
| 173152 | 173152 | A/R UNBILLED REV: RECOUPMENT | - | - | - | 36,290.09 | 36,290.09 | 32,978.20 | 29,832.76 | 26,788.17 | 23,749.04 |
| 173154 | 173154 | AR: UNBILLED REV RECOUP 2009 | - | - | - | - | - | - | - | - | - |
| | | Inventory & Supplies | | | | | | | | | |
| 151100 | 151100 | INVENTORY: PIPES & FITTINGS | - | - | - | - | - | - | - | - | - |
| 151101 | 151101 | INVENTORY: METERS - PAC | - | - | - | - | - | - | - | - | - |
| 151700 | 151700 | INVENTORY: PAC | - | - | - | - | - | - | - | - | - |

| | | Prepaid Expenses & Other | | | | | | | | | |
|--------|--------|-------------------------------------|---------------------|---------------------|---------------------|---------------------|---------------------|---------------------|---------------------|---------------------|---------------------|
| 162100 | 162100 | PREPAID INSURANCE | 83.34 | 83.34 | 2,329.83 | 1,479.73 | 3,148.73 | 3,317.85 | 3,486.97 | 2,156.21 | 3,347.33 |
| 162300 | 162300 | PREPAID PROPERTY TAXES-PAC | - | - | - | - | - | - | - | - | - |
| 162700 | 162700 | PREPAID EXPENSES | 1,650.00 | 1,500.00 | 1,704.33 | 1,200.00 | 1,050.00 | 1,554.34 | 1,050.00 | 900.00 | 750.00 |
| 163310 | 163310 | PREPAID PROPERTY TAXES | 26,619.00 | 17,746.00 | 8,873.00 | - | - | - | 27,477.50 | 18,318.33 | 9,159.16 |
| | | | 28,352.34 | 19,329.34 | 12,907.16 | 2,679.73 | 4,198.73 | 4,872.19 | 32,014.47 | 21,374.54 | 13,256.49 |
| 233700 | 233700 | INTERCO PAY/REC: PAC/PEU | 6,977.97 | 6,974.79 | 6,971.58 | 6,968.24 | 6,961.30 | 6,946.05 | 6,914.06 | 6,876.05 | 6,814.04 |
| 233300 | 233300 | INTERCO PAY/REC: PAC/PCP | 35,754.62 | 149,960.41 | 129,029.98 | 228,129.18 | 206,552.66 | 123,732.90 | 107,713.17 | 189,580.89 | - |
| | | | 42,732.59 | 156,935.20 | 136,001.56 | 235,097.42 | 213,513.96 | 130,678.95 | 114,627.23 | 196,456.94 | 6,814.04 |
| | | Total Current Assets | 195,326.07 | 345,864.33 | 244,522.78 | 294,474.75 | 331,966.39 | 372,220.94 | 371,312.52 | 414,063.88 | 484,762.27 |
| | | Other Assets | | | | | | | | | |
| | | Other Deferred Charges | | | | | | | | | |
| 186100 | 186100 | ACQUISITION PREMIUM - MARA | 1,114,631.72 | 1,111,599.86 | 1,108,476.14 | 1,105,352.41 | 1,102,228.68 | 1,099,104.95 | 1,095,981.22 | 1,092,857.50 | 1,089,733.77 |
| 186240 | 186240 | SARBANES-OXLEY | - | - | - | - | - | - | - | - | - |
| 186245 | 186245 | TILTON HILL ROAD MAIN BREAK | - | - | - | - | - | - | - | - | - |
| 186255 | 186255 | MAIN BREAK - OCTOBER 2003 | - | - | - | - | - | - | - | - | - |
| 186260 | 186260 | SOUTH MAIN LEAK RESEARCH | - | - | - | - | - | - | - | - | - |
| 186265 | 186265 | ABATEMENT | - | - | - | - | - | - | - | - | - |
| 186285 | 186285 | BERRY POND BATHYMETRIC SURVEY | - | - | - | - | - | - | - | - | - |
| 186286 | 186286 | BERRY POND TREATMENT EVALUATION | 2,571.58 | 2,516.87 | 2,462.16 | 2,407.45 | 2,352.74 | 2,298.03 | 2,243.31 | 2,188.60 | 2,133.88 |
| 186287 | 186287 | BERRY POND DAM BREACH ANALYSIS | 9,137.03 | 9,008.34 | 8,879.65 | 8,750.96 | 8,622.27 | 8,493.58 | 8,364.89 | 8,236.20 | 8,107.51 |
| 186300 | 186300 | GRANT APPLICATION - 2008 | - | - | - | - | - | - | - | - | - |
| 186350 | 186350 | LOUDON RD MAIN BREAK | - | - | - | - | - | - | - | - | - |
| 186360 | 186360 | FAIRVIEW ROAD MAIN BREAK | - | - | - | - | - | - | - | - | - |
| 186380 | 186380 | RATE CASE EXPENSE: 2007 | - | - | - | - | - | - | - | - | - |
| 186385 | 186385 | 2010 DEFERRED RATE CASE EXP | - | - | - | - | - | - | - | - | - |
| 186390 | 186390 | RATE CASE EXPENSE: 2012 | - | - | - | - | - | - | - | - | - |
| 186395 | 186395 | RATE CASE EXPENSE: 2020 | 34,198.60 | 35,747.04 | 35,747.04 | 35,747.04 | 35,747.04 | 32,747.93 | 29,788.69 | 26,909.19 | 24,065.13 |
| 186450 | 186450 | CONCORD HILL ROAD SERVICE REPR | - | - | - | - | - | - | - | - | - |
| 186650 | 186650 | EMINENT DOMAIN | 3,668.50 | 3,668.50 | 3,668.50 | 3,668.50 | 3,668.50 | 3,668.50 | 3,668.50 | 3,668.50 | 3,668.50 |
| 186675 | 186675 | WEB SITE UPGRADE 2006 | - | - | - | - | - | - | - | - | - |
| 186680 | 186680 | WEB-SITE UPGRADE 2011 | - | - | - | - | - | - | - | - | - |
| 186998 | 186998 | EMINENT DOMAIN ALLOWANCE | (3,668.50) | (3,668.50) | (3,668.50) | (3,668.50) | (3,668.50) | (3,668.50) | (3,668.50) | (3,668.50) | (3,668.50) |
| | | | 1,160,538.93 | 1,158,872.11 | 1,155,564.99 | 1,152,257.86 | 1,148,950.73 | 1,142,644.49 | 1,136,378.11 | 1,130,191.49 | 1,124,040.29 |
| 188100 | 188100 | ACQUISITION PREMIUM - MARA | - | - | - | - | - | - | - | - | - |
| 181000 | 181000 | UNAMORTIZED DEBT EXPENSE | 19,709.23 | 19,646.90 | 19,584.57 | 19,522.24 | 19,459.91 | 19,397.58 | 19,335.25 | 19,272.92 | 19,210.59 |
| | | Total Other Assets | 1,180,248.16 | 1,178,519.01 | 1,175,149.56 | 1,171,780.10 | 1,168,410.64 | 1,162,042.07 | 1,155,713.36 | 1,149,464.41 | 1,143,250.88 |
| | | Total Assets | 4,298,257.39 | 4,440,397.22 | 4,327,468.06 | 4,365,956.71 | 4,391,895.00 | 4,417,597.04 | 4,402,298.76 | 4,430,634.38 | 4,496,159.60 |
| | | Equity and Liabilities | | | | | | | | | |
| | | Shareholder's Equity | | | | | | | | | |
| 201100 | 201100 | COMMON STOCK | (100.00) | (100.00) | (100.00) | (100.00) | (100.00) | (100.00) | (100.00) | (100.00) | (100.00) |

| | | | | | | | | | | | |
|-------------------------------|--------|--|-----------------------|-----------------------|-----------------------|-----------------------|-----------------------|-----------------------|-----------------------|-----------------------|-----------------------|
| 211000 | 211000 | ADDITIONAL PAID IN CAPITAL | (1,641,504.84) | (1,641,504.84) | (1,514,556.85) | (1,514,556.85) | (1,514,556.85) | (1,514,556.85) | (1,514,556.85) | (1,514,556.85) | (1,514,556.85) |
| 215500 | 215500 | RETAINED EARNINGS BEG - PAC | 112,142.54 | 99,227.08 | 99,227.08 | 99,227.08 | 99,227.08 | 99,227.08 | 99,227.08 | 99,227.08 | 99,227.08 |
| | | Net Profit or Loss | (12,915.46) | (2,510.32) | (15,101.67) | (38,144.86) | (40,118.22) | (47,022.54) | (41,054.47) | (33,262.13) | (35,300.45) |
| | | Total Equity | (1,542,377.76) | (1,544,888.08) | (1,430,531.44) | (1,453,574.63) | (1,455,547.99) | (1,462,452.31) | (1,456,484.24) | (1,448,691.90) | (1,450,730.22) |
| 221002 | 221002 | LTD:SRF CATAMOUNT ROAD | (116,154.69) | (115,916.69) | (115,677.69) | (115,438.69) | (115,198.69) | (114,957.69) | (114,715.69) | (114,472.69) | (114,228.69) |
| 221052 | 221052 | LTD:FORGIVABLE DEBT - SRF CATAMOUNT RO/ | (35,996.17) | (35,876.98) | (35,757.79) | (35,638.60) | (35,519.41) | (35,400.22) | (35,281.03) | (35,161.84) | (35,042.65) |
| 223205 | 223205 | NOTE PAYABLE - PCP 2018 1.1M LOAN | (1,069,681.71) | (1,067,405.14) | (1,065,122.49) | (1,062,833.74) | (1,060,538.93) | (1,058,237.98) | (1,055,930.89) | (1,053,617.65) | (1,051,298.20) |
| | | Long Term Debt | (1,221,832.57) | (1,219,198.81) | (1,216,557.97) | (1,213,911.03) | (1,211,257.03) | (1,208,595.89) | (1,205,927.61) | (1,203,252.18) | (1,200,569.54) |
| Current Liabilities | | | | | | | | | | | |
| 221102 | 221102 | CURRENT PORTION LTD: CATAMOUNT RD | (2,789.00) | (2,799.00) | (2,809.00) | (2,818.00) | (2,828.00) | (2,838.00) | (2,848.00) | (2,858.00) | (2,868.00) |
| 221152 | 221152 | CURRENT PORTION LTD:FORGIVABLE DEBT - S | (1,430.28) | (1,430.28) | (1,430.28) | (1,430.28) | (1,430.28) | (1,430.28) | (1,430.28) | (1,430.28) | (1,430.28) |
| | | Current Portion of Long Term Debt | (4,219.28) | (4,229.28) | (4,239.28) | (4,248.28) | (4,258.28) | (4,268.28) | (4,278.28) | (4,288.28) | (4,298.28) |
| 231000 | 231000 | ACCOUNTS PAYABLE | (3,976.85) | (6,013.49) | (2,925.47) | (302.52) | (6,430.19) | (188.82) | (1,544.31) | (2,449.52) | (9,257.33) |
| 184100 | 231111 | ACCOUNTS PAYABLE | - | - | - | - | (447.80) | - | - | - | - |
| 184100 | 184100 | CLEARING ACCOUNT | - | - | - | - | - | - | - | - | - |
| 236115 | 236115 | LOCAL PROPERTY TAXES PAYABLE | - | (1,675.67) | (3,351.34) | (5,027.01) | (10,548.67) | (21,669.67) | - | (1,675.67) | (3,351.34) |
| 236119 | 236119 | ACCRUED TAXES | - | - | - | - | - | - | - | - | - |
| 237110 | 237110 | ACCRUED INTEREST PAYABLE | - | - | - | - | - | - | - | - | - |
| 241300 | 241300 | MISC CURRENT ACCRUED LIABILITY | (1,079.05) | (1,938.04) | (297.55) | (363.54) | (937.66) | (282.17) | (351.39) | (966.87) | (1,498.28) |
| 241350 | 241350 | ACCRUED LIABILITY - RETAINAGE | - | - | - | - | - | - | - | - | - |
| | | | (5,055.90) | (9,627.20) | (6,574.36) | (5,693.07) | (18,364.32) | (22,140.66) | (1,895.70) | (5,092.06) | (14,106.95) |
| | | | - | - | - | - | - | - | - | - | - |
| 235250 | 235250 | HARDSHIP CASES: CREDITS | - | - | - | - | - | - | (5.87) | - | - |
| | | | - | - | - | - | - | - | - | - | - |
| 233400 | 233400 | INTERCO PAY/REC: PAC/TSC | - | - | - | - | - | - | - | - | - |
| 233500 | 233500 | INTERCO PAY/REC: PAC/PWS | - | - | - | - | - | - | - | - | - |
| 233800 | 233800 | AP INTERCO PAY/REC:PEU/PAC | (22,238.22) | (22,238.22) | (22,553.62) | (23,413.43) | (23,821.55) | (26,690.44) | (31,076.56) | (34,876.56) | (38,407.04) |
| 233600 | 233600 | INTERCO PAY/REC: PAC/PWW | (234,475.53) | (374,001.36) | (382,640.70) | (402,589.04) | (417,961.83) | (434,608.46) | (458,587.19) | (492,233.16) | (506,638.82) |
| 233650 | 233650 | INTERCO LOAN PWW/PAC: RSF | (12,954.74) | (12,954.74) | (12,954.74) | (12,954.74) | (12,954.74) | (12,954.74) | - | - | - |
| 233700 | 233700 | INTERCO PAY/REC: PAC/PEU | - | - | - | - | - | - | - | - | - |
| 223202 | 223202 | INTERCO ADV-PCP PROM NOTE 5/18 | - | - | - | - | - | - | - | - | - |
| 223800 | 223800 | INTERCO LOAN PAC - INTERGRATED | - | - | - | - | - | - | - | - | - |
| 223215 | 223215 | ST NOTE PAYABLE - PCP 2018 1.1M LOAN | (26,851.16) | (26,922.76) | (26,994.56) | (27,066.56) | (27,138.71) | (27,211.08) | (27,283.64) | (27,356.39) | (27,429.38) |
| | | | - | - | - | - | - | - | - | - | - |
| 233300 | 233300 | INTERCO PAY/REC: PAC/PCP | - | - | - | - | - | - | - | - | (41,050.96) |
| | | Total Current Liabilities | (305,794.83) | (449,973.56) | (455,957.26) | (475,965.12) | (504,499.43) | (527,873.66) | (523,127.24) | (563,846.45) | (631,931.43) |
| Other Deferred Credits | | | | | | | | | | | |
| 282200 | 282200 | DEFERRED INCOME TAXES | (422,161.46) | (422,161.46) | (422,161.46) | (422,161.46) | (422,161.46) | (422,161.46) | (422,161.46) | (422,161.46) | (422,161.46) |
| 283100 | 283100 | ACCUM DEFERRED INC TAX - REG LIAB | (201,217.00) | (201,217.00) | (201,217.00) | (201,217.00) | (201,217.00) | (201,217.00) | (201,217.00) | (201,217.00) | (201,217.00) |

| | | | | | | | | | | |
|--------|--------|---------------------------------------|-----------------------|-----------------------|-----------------------|-----------------------|-----------------------|-----------------------|-----------------------|-----------------------|
| | | | (623,378.46) | (623,378.46) | (623,378.46) | (623,378.46) | (623,378.46) | (623,378.46) | (623,378.46) | (623,378.46) |
| 271200 | 271200 | CONTRIBUTIONS IN AID OF CONST | (750,286.50) | (750,286.50) | (750,286.50) | (750,286.50) | (750,286.50) | (750,286.50) | (750,286.50) | (750,286.50) |
| 271201 | 271201 | CIAC-WATER FILTRATION GRANT | (398,349.91) | (398,349.91) | (398,349.91) | (398,349.91) | (398,349.91) | (398,349.91) | (398,349.91) | (398,349.91) |
| | | | (1,148,636.41) | (1,148,636.41) | (1,148,636.41) | (1,148,636.41) | (1,148,636.41) | (1,148,636.41) | (1,148,636.41) | (1,148,636.41) |
| | | Reserve for Amort of CIAC: All | | | | | | | | |
| 272101 | 272101 | RESERVE FOR AMORT OF CIAC:PAC | 543,762.64 | 545,678.10 | 547,593.48 | 549,508.94 | 551,424.32 | 553,339.69 | 555,255.20 | 557,171.02 |
| | | | 543,762.64 | 545,678.10 | 547,593.48 | 549,508.94 | 551,424.32 | 553,339.69 | 555,255.20 | 557,171.02 |
| | | Total Deferred Credits | (1,228,252.23) | (1,226,336.77) | (1,224,421.39) | (1,222,505.93) | (1,220,590.55) | (1,218,675.18) | (1,216,759.67) | (1,214,843.85) |
| | | Total Equity & Liabilities | (4,298,257.39) | (4,440,397.22) | (4,327,468.06) | (4,365,956.71) | (4,391,895.00) | (4,417,597.04) | (4,402,298.76) | (4,430,634.38) |
| | | | | - | - | - | - | - | - | - |

| | 9 | 10 | 11 | 12 | |
|---------------------|---------------------|---------------------|---------------------|---------------------|--------------|
| | Sep-22 | Oct-22 | Nov-22 | Dec-22 | |
| 44,180.00 | 44,180.00 | 44,180.00 | 44,180.00 | 44,180.00 | 44,180.00 |
| 16,153.19 | 16,153.19 | 16,153.19 | 16,153.19 | 16,153.19 | 16,153.19 |
| 60,333.19 | 60,333.19 | 60,333.19 | 60,333.19 | 60,333.19 | 60,333.19 |
| | | | | | - |
| 71,250.05 | 71,250.05 | 71,250.05 | 71,250.05 | 71,250.05 | 71,250.05 |
| 1,080.00 | 1,080.00 | 1,080.00 | 1,080.00 | 1,080.00 | 1,080.00 |
| 935,239.12 | 935,239.12 | 935,239.12 | 935,239.12 | 935,239.12 | 935,239.12 |
| 137,331.46 | 137,331.46 | 137,331.46 | 137,331.46 | 137,331.46 | 137,331.46 |
| 38,270.60 | 38,270.60 | 38,270.60 | 38,270.60 | 38,270.60 | 38,270.60 |
| | | | | | - |
| 309,352.72 | 309,352.72 | 309,352.72 | 309,352.72 | 309,352.72 | 309,352.72 |
| 1,492,523.95 | 1,492,523.95 | 1,492,523.95 | 1,492,523.95 | 1,492,523.95 | 1,492,523.95 |
| | | | | | - |
| 55,407.06 | 55,407.06 | 55,407.06 | 55,407.06 | 55,407.06 | 55,407.06 |
| 1,651.09 | 1,651.09 | 1,651.09 | 1,651.09 | 1,651.09 | 1,651.09 |
| 13,870.94 | 13,870.94 | 13,870.94 | 13,870.94 | 13,870.94 | 13,870.94 |
| | | | | | - |
| - | - | - | - | - | - |
| 17,042.89 | 17,042.89 | 17,042.89 | 17,042.89 | 17,042.89 | 17,042.89 |
| 41,963.48 | 41,963.48 | 41,963.48 | 41,963.48 | 41,963.48 | 41,963.48 |
| 129,935.46 | 129,935.46 | 129,935.46 | 129,935.46 | 129,935.46 | 129,935.46 |
| | | | | | - |
| 5,000.00 | 5,000.00 | 5,000.00 | 5,000.00 | 5,000.00 | 5,000.00 |
| 2,003.77 | 2,003.77 | 2,003.77 | 2,003.77 | 2,003.77 | 2,003.77 |
| 124,788.30 | 124,788.30 | 124,788.30 | 124,788.30 | 124,788.30 | 124,788.30 |
| 2,833.21 | 2,833.21 | 2,833.21 | 2,833.21 | 2,833.21 | 2,833.21 |
| 642,373.35 | 642,373.35 | 642,373.35 | 642,373.35 | 642,373.35 | 642,373.35 |
| 316,734.00 | 316,734.00 | 316,734.00 | 316,734.00 | 316,734.00 | 316,734.00 |
| 216.00 | 216.00 | 216.00 | 216.00 | 216.00 | 216.00 |
| 9,998.74 | 9,998.74 | 9,998.74 | 9,998.74 | 9,998.74 | 9,998.74 |
| 69,021.53 | 69,021.53 | 69,021.53 | 69,021.53 | 69,021.53 | 69,021.53 |
| 284.49 | 284.49 | 284.49 | 284.49 | 284.49 | 284.49 |
| | | | | | - |
| 1,018,899.48 | 1,018,899.48 | 1,018,899.48 | 1,018,899.48 | 1,018,899.48 | 1,018,899.48 |
| 176,678.50 | 176,678.50 | 176,678.50 | 176,678.50 | 176,678.50 | 176,678.50 |
| 3,700.02 | 3,700.02 | 3,700.02 | 3,700.02 | 3,700.02 | 3,700.02 |
| 117,207.78 | 117,207.78 | 117,207.78 | 117,207.78 | 117,207.78 | 117,207.78 |
| 67,128.44 | 67,128.44 | 67,128.44 | 67,128.44 | 67,128.44 | 67,128.44 |
| 85,396.68 | 85,396.68 | 85,396.68 | 85,260.75 | 85,296.32 | 85,296.32 |
| 56,224.14 | 56,126.42 | 56,126.42 | 56,352.19 | 56,396.73 | 56,396.73 |
| 90,328.27 | 90,328.27 | 90,328.27 | 90,328.27 | 90,328.27 | 90,328.27 |
| 184.00 | 184.00 | 184.00 | 184.00 | 184.00 | 184.00 |
| 14,550.00 | 14,550.00 | 14,550.00 | 14,550.00 | 14,550.00 | 14,550.00 |
| 1,495.00 | 1,495.00 | 1,495.00 | 1,495.00 | 1,495.00 | 1,495.00 |
| 2,805,045.70 | 2,804,947.98 | 2,804,947.98 | 2,805,037.82 | 2,805,117.93 | 2,805,117.93 |

| | | | | |
|---------------------|---------------------|---------------------|---------------------|----------------|
| | | | | - |
| 9,687.95 | 9,687.95 | 9,687.95 | 9,687.95 | 9,687.95 |
| 31,159.42 | 31,159.42 | 31,159.42 | 31,159.42 | 31,159.42 |
| 31,404.25 | 31,404.25 | 31,404.25 | 31,404.25 | 31,602.55 |
| 24,555.64 | 24,555.64 | 24,555.64 | 24,555.64 | 24,555.64 |
| 19,744.54 | 19,744.54 | 19,744.54 | 19,744.54 | 19,744.54 |
| 116,551.80 | 116,551.80 | 116,551.80 | 116,551.80 | 116,750.10 |
| | | | | - |
| 75,550.65 | 75,550.65 | 75,550.65 | 75,550.65 | 75,550.65 |
| 75,550.65 | 75,550.65 | 75,550.65 | 75,550.65 | 75,550.65 |
| | | | | - |
| 4,679,940.75 | 4,679,843.03 | 4,679,843.03 | 4,679,932.87 | 4,680,211.27 |
| | | | | - |
| | | | | - |
| (2,265,278.68) | (2,273,396.31) | (2,281,504.76) | (2,289,000.95) | (2,244,546.94) |
| 244,481.17 | 244,481.17 | 244,481.17 | 244,489.46 | 244,469.90 |
| 201,124.00 | 201,164.35 | 201,164.35 | 201,645.08 | 198,710.51 |
| 1,819,673.51 | 1,827,750.79 | 1,835,859.24 | 1,842,866.41 | 1,801,366.52 |
| | | | | - |
| 2,860,267.24 | 2,852,092.24 | 2,843,983.79 | 2,837,066.46 | 2,878,844.75 |
| | | | | - |
| | | | | - |
| - | - | - | - | - |
| | | | | - |
| 2,860,267.24 | 2,852,092.24 | 2,843,983.79 | 2,837,066.46 | 2,878,844.75 |
| | | | | - |
| | | | | - |
| | | | | - |
| | | | | - |
| 21,992.30 | 22,814.92 | 21,527.62 | 22,197.02 | 18,591.81 |
| 3,041.05 | 4,600.51 | 784.81 | (4,131.29) | 2,055.21 |
| (12,170.26) | 39,161.08 | 26,611.91 | 21,160.54 | 1,524.04 |
| 28,061.84 | 38,103.15 | 29,470.66 | 15,926.48 | 28,256.47 |
| 5,613.06 | 5,613.06 | 5,613.06 | 8,841.62 | 4,239.50 |
| 6,578.65 | 7,176.94 | 7,679.00 | 8,270.30 | 4,698.75 |
| | | | | - |
| 65,044.78 | 47,179.18 | 24,609.87 | 51,321.29 | 39,843.36 |
| - | - | - | 170.00 | 13.08 |
| | | | | - |
| | | | | - |
| (500.00) | (500.00) | (500.00) | (500.00) | (521.23) |
| 75,636.00 | 81,775.00 | 76,705.00 | 76,145.00 | 80,365.69 |
| 20,686.60 | 17,745.95 | 14,805.54 | 11,859.40 | 19,309.68 |
| | | | | - |
| | | | | - |
| | | | | - |
| - | - | - | - | - |
| - | - | - | - | - |
| - | - | - | - | - |
| - | - | - | - | - |

| | | | | |
|---------------------|---------------------|---------------------|---------------------|--------------|
| | | | | - |
| | | | | - |
| 3,516.45 | 2,291.87 | 1,435.88 | 128.84 | 2,062.03 |
| - | - | - | - | - |
| 600.00 | 1,950.00 | 2,122.33 | 1,650.00 | 1,360.08 |
| (0.01) | - | 21,998.67 | 16,499.00 | 11,283.90 |
| 4,116.44 | 4,241.87 | 25,556.88 | 18,277.84 | 14,706.00 |
| | | | | - |
| 6,747.95 | 6,657.85 | 6,542.18 | - | 6,334.77 |
| 241,055.63 | 237,007.33 | 297,995.58 | - | 149,731.72 |
| 247,803.58 | 243,665.18 | 304,537.76 | - | 156,066.49 |
| | | | | - |
| 465,904.04 | 511,576.84 | 537,402.11 | 229,538.20 | 369,148.86 |
| | | | | - |
| | | | | - |
| | | | | - |
| 1,086,610.04 | 1,083,486.31 | 1,080,362.58 | 1,077,238.85 | 1,095,974.16 |
| - | - | - | - | - |
| - | - | - | - | - |
| - | - | - | - | - |
| - | - | - | - | - |
| - | - | - | - | - |
| 2,079.17 | 2,024.46 | 1,969.74 | 1,915.02 | 2,243.31 |
| 7,978.82 | 7,850.13 | 7,721.44 | 7,592.75 | 8,364.89 |
| - | - | - | - | - |
| - | - | - | - | - |
| - | - | - | - | - |
| - | - | - | - | - |
| - | - | - | - | - |
| 21,194.49 | 18,474.47 | 15,767.74 | 13,074.30 | 27,631.44 |
| - | - | - | - | - |
| 3,668.50 | 3,668.50 | 3,668.50 | 3,668.50 | 3,668.50 |
| - | - | - | - | - |
| - | - | - | - | - |
| (3,668.50) | (3,668.50) | (3,668.50) | (3,668.50) | (3,668.50) |
| 1,117,862.52 | 1,111,835.37 | 1,105,821.50 | 1,099,820.92 | 1,134,213.79 |
| | | | | - |
| - | - | - | - | - |
| | | | | - |
| 19,148.26 | 19,085.93 | 19,023.60 | 18,961.27 | 19,335.25 |
| | | | | - |
| 1,137,010.78 | 1,130,921.30 | 1,124,845.10 | 1,118,782.19 | 1,153,549.04 |
| | | | | - |
| 4,463,182.06 | 4,494,590.38 | 4,506,231.00 | 4,185,386.85 | 4,401,542.65 |
| | | | | - |
| | | | | - |
| | | | | - |
| | | | | - |
| (100.00) | (100.00) | (100.00) | (100.00) | (100.00) |

| | | | | |
|-----------------------|-----------------------|-----------------------|-----------------------|----------------|
| (1,514,556.85) | (1,514,556.85) | (1,514,556.85) | (1,514,556.85) | (1,534,087.31) |
| | | | | - |
| 99,227.08 | 99,227.08 | 99,227.08 | 99,227.08 | 100,220.58 |
| | | | | - |
| (46,049.07) | (57,182.28) | (65,780.25) | (47,969.36) | (37,108.54) |
| | | | | - |
| (1,461,478.84) | (1,472,612.05) | (1,481,210.02) | (1,463,399.13) | (1,471,075.28) |
| | | | | - |
| (113,984.69) | (113,739.69) | (113,493.69) | (113,246.69) | (114,709.69) |
| (34,923.46) | (34,804.27) | (34,685.08) | (34,565.89) | (35,281.03) |
| (1,048,972.61) | (1,046,640.82) | (1,044,302.80) | (1,041,958.55) | (1,055,887.81) |
| (1,197,880.76) | (1,195,184.78) | (1,192,481.57) | (1,189,771.13) | (1,205,878.53) |
| | | | | - |
| | | | | - |
| | | | | - |
| (2,878.00) | (2,888.00) | (2,898.00) | (2,908.00) | (2,848.23) |
| (1,430.28) | (1,430.28) | (1,430.28) | (1,430.28) | (1,430.28) |
| (4,308.28) | (4,318.28) | (4,328.28) | (4,338.28) | (4,278.51) |
| | | | | - |
| (584.34) | (1,466.48) | (1,972.33) | (10,426.81) | (3,656.80) |
| - | - | (1,327.50) | (1,062.00) | (218.25) |
| - | - | - | 591.98 | 45.54 |
| (0.01) | (10,834.84) | (3,351.34) | - | (4,729.66) |
| - | - | - | - | - |
| - | - | - | - | - |
| (1,808.11) | (2,085.94) | (23.67) | (1,358.98) | (999.33) |
| - | - | - | - | - |
| (2,392.46) | (14,387.26) | (6,674.84) | (12,255.81) | (9,558.51) |
| | | | | - |
| - | - | - | - | (0.45) |
| | | | | - |
| - | - | - | - | - |
| - | - | - | - | - |
| (38,668.94) | (41,359.44) | (41,359.44) | - | (28,207.96) |
| (519,937.84) | (530,055.67) | (545,345.78) | - | (407,621.18) |
| - | - | - | - | (5,979.11) |
| - | - | - | - | - |
| - | - | - | - | - |
| - | - | - | - | - |
| (27,502.52) | (27,575.86) | (27,649.40) | (27,723.13) | (27,285.01) |
| | | | | - |
| | | | | - |
| | | | | - |
| - | - | - | (281,684.57) | (24,825.81) |
| | | | | - |
| (592,810.04) | (617,696.51) | (625,357.74) | (326,001.79) | (507,756.54) |
| | | | | - |
| | | | | - |
| | | | | - |
| (422,161.46) | (422,161.46) | (422,161.46) | (423,110.59) | (422,234.47) |
| (201,217.00) | (201,217.00) | (201,217.00) | (201,217.00) | (201,217.00) |

| | | | | |
|-----------------------|-----------------------|-----------------------|-----------------------|----------------|
| (623,378.46) | (623,378.46) | (623,378.46) | (624,327.59) | (623,451.47) |
| | | | | - |
| (750,286.50) | (750,286.50) | (750,286.50) | (750,286.50) | (750,286.50) |
| (398,349.91) | (398,349.91) | (398,349.91) | (398,349.91) | (398,349.91) |
| (1,148,636.41) | (1,148,636.41) | (1,148,636.41) | (1,148,636.41) | (1,148,636.41) |
| | | | | - |
| 561,002.45 | 562,917.83 | 564,833.20 | 566,749.20 | 555,255.58 |
| 561,002.45 | 562,917.83 | 564,833.20 | 566,749.20 | 555,255.58 |
| | | | | - |
| (1,211,012.42) | (1,209,097.04) | (1,207,181.67) | (1,206,214.80) | (1,216,832.30) |
| | | | | - |
| (4,463,182.06) | (4,494,590.38) | (4,506,231.00) | (4,185,386.85) | (4,401,542.65) |
| | | | | - |
| - | - | - | - | - |

| | | | | 1 | 2 | 3 | 4 | 5 | 6 | 7 | 8 | 9 |
|--|-----|------|--------------------------------|---------------------|---------------------|---------------------|---------------------|---------------------|---------------------|---------------------|---------------------|---------------------|
| | | | | Jan-22 | Feb-22 | Mar-22 | Apr-22 | May-22 | Jun-22 | Jul-22 | Aug-22 | Sep-22 |
| Assets | | | | | | | | | | | | |
| <u>Land</u> | | | | | | | | | | | | |
| 303100 | 001 | 6000 | LAND | 44,180.00 | 44,180.00 | 44,180.00 | 44,180.00 | 44,180.00 | 44,180.00 | 44,180.00 | 44,180.00 | 44,180.00 |
| 303300 | 001 | 6000 | EASEMENTS - PITTSFIELD | 16,153.19 | 16,153.19 | 16,153.19 | 16,153.19 | 16,153.19 | 16,153.19 | 16,153.19 | 16,153.19 | 16,153.19 |
| | | | | 60,333.19 | 60,333.19 | 60,333.19 | 60,333.19 | 60,333.19 | 60,333.19 | 60,333.19 | 60,333.19 | 60,333.19 |
| <u>Structures</u> | | | | | | | | | | | | |
| 304100 | 001 | 6000 | SOURCE OF SUPPLY STRUCTURES | 71,250.05 | 71,250.05 | 71,250.05 | 71,250.05 | 71,250.05 | 71,250.05 | 71,250.05 | 71,250.05 | 71,250.05 |
| 304700 | 001 | 6000 | GENERAL & MISC STRUCTURES | 1,080.00 | 1,080.00 | 1,080.00 | 1,080.00 | 1,080.00 | 1,080.00 | 1,080.00 | 1,080.00 | 1,080.00 |
| 304800 | 001 | 6000 | WATER TREATMENT STRUCTURES | 935,239.12 | 935,239.12 | 935,239.12 | 935,239.12 | 935,239.12 | 935,239.12 | 935,239.12 | 935,239.12 | 935,239.12 |
| 305000 | 001 | 6000 | RESERVOIRS & DAMS | 137,331.46 | 137,331.46 | 137,331.46 | 137,331.46 | 137,331.46 | 137,331.46 | 137,331.46 | 137,331.46 | 137,331.46 |
| 306000 | 001 | 6000 | LAKE, RIVER & OTHER INTAKE-PAC | 38,270.60 | 38,270.60 | 38,270.60 | 38,270.60 | 38,270.60 | 38,270.60 | 38,270.60 | 38,270.60 | 38,270.60 |
| 309000 | 001 | 6000 | SUPPLY MAINS: PITTSFIELD | 309,352.72 | 309,352.72 | 309,352.72 | 309,352.72 | 309,352.72 | 309,352.72 | 309,352.72 | 309,352.72 | 309,352.72 |
| | | | | 1,492,523.95 | 1,492,523.95 | 1,492,523.95 | 1,492,523.95 | 1,492,523.95 | 1,492,523.95 | 1,492,523.95 | 1,492,523.95 | 1,492,523.95 |
| <u>Equipment</u> | | | | | | | | | | | | |
| 310000 | 001 | 6000 | POWER GENERATED EQUIP: PAC | 55,407.06 | 55,407.06 | 55,407.06 | 55,407.06 | 55,407.06 | 55,407.06 | 55,407.06 | 55,407.06 | 55,407.06 |
| 311200 | 001 | 6000 | ELECTRIC PUMPING EQUIPMENT | 1,651.09 | 1,651.09 | 1,651.09 | 1,651.09 | 1,651.09 | 1,651.09 | 1,651.09 | 1,651.09 | 1,651.09 |
| 311210 | 001 | 6000 | PUMPING EQUIP: PUMPS - PAC | 13,870.94 | 13,870.94 | 13,870.94 | 13,870.94 | 13,870.94 | 13,870.94 | 13,870.94 | 13,870.94 | 13,870.94 |
| 320000 | 001 | 6000 | PURIFICATION SYSTEM EQUIPMENT | - | - | - | - | - | - | - | - | - |
| 320200 | 001 | 6000 | WATER TREATMENT EQUIPMENT: PAC | 17,042.89 | 17,042.89 | 17,042.89 | 17,042.89 | 17,042.89 | 17,042.89 | 17,042.89 | 17,042.89 | 17,042.89 |
| 320310 | 001 | 6000 | WTP EQUIPMENT: MEDIA - PAC | 41,963.48 | 41,963.48 | 41,963.48 | 41,963.48 | 41,963.48 | 41,963.48 | 41,963.48 | 41,963.48 | 41,963.48 |
| | | | | 129,935.46 | 129,935.46 | 129,935.46 | 129,935.46 | 129,935.46 | 129,935.46 | 129,935.46 | 129,935.46 | 129,935.46 |
| <u>Transmission & Distribution</u> | | | | | | | | | | | | |
| 331000 | 001 | 6000 | PAVEMENTS - GENERAL | 5,000.00 | 5,000.00 | 5,000.00 | 5,000.00 | 5,000.00 | 5,000.00 | 5,000.00 | 5,000.00 | 5,000.00 |
| 331001 | 001 | 6000 | PAVEMENTS - TRANS MAINS | 2,003.77 | 2,003.77 | 2,003.77 | 2,003.77 | 2,003.77 | 2,003.77 | 2,003.77 | 2,003.77 | 2,003.77 |
| 331002 | 001 | 6000 | PAVEMENTS - DIST MAINS | 124,788.30 | 124,788.30 | 124,788.30 | 124,788.30 | 124,788.30 | 124,788.30 | 124,788.30 | 124,788.30 | 124,788.30 |
| 331003 | 001 | 6000 | PAVEMENTS - GATE VALVES | 2,833.21 | 2,833.21 | 2,833.21 | 2,833.21 | 2,833.21 | 2,833.21 | 2,833.21 | 2,833.21 | 2,833.21 |
| 331100 | 001 | 6000 | MAINS: 6" & LARGER | 642,373.35 | 642,373.35 | 642,373.35 | 642,373.35 | 642,373.35 | 642,373.35 | 642,373.35 | 642,373.35 | 642,373.35 |
| 331150 | 001 | 6000 | DEVEL INSTAL MAINS-6" & LARGER | 316,734.00 | 316,734.00 | 316,734.00 | 316,734.00 | 316,734.00 | 316,734.00 | 316,734.00 | 316,734.00 | 316,734.00 |
| 331200 | 001 | 6000 | MAINS: 4" & UNDER | 216.00 | 216.00 | 216.00 | 216.00 | 216.00 | 216.00 | 216.00 | 216.00 | 216.00 |
| 331250 | 001 | 6000 | GATES: 4" & UNDER | 9,998.74 | 9,998.74 | 9,998.74 | 9,998.74 | 9,998.74 | 9,998.74 | 9,998.74 | 9,998.74 | 9,998.74 |
| 331251 | 001 | 6000 | GATES: 6" & LARGER | 69,021.53 | 69,021.53 | 69,021.53 | 69,021.53 | 69,021.53 | 69,021.53 | 69,021.53 | 69,021.53 | 69,021.53 |
| 331252 | 001 | 6000 | GATES: UNKNOWN SIZE | 284.49 | 284.49 | 284.49 | 284.49 | 284.49 | 284.49 | 284.49 | 284.49 | 284.49 |
| 331300 | 001 | 6000 | DEVEL INSTAL MAINS: 4" & UNDER | - | - | - | - | - | - | - | - | - |
| 331400 | 001 | 6000 | MAINS: UNKNOWN SIZE | 1,018,899.48 | 1,018,899.48 | 1,018,899.48 | 1,018,899.48 | 1,018,899.48 | 1,018,899.48 | 1,018,899.48 | 1,018,899.48 | 1,018,899.48 |
| 331401 | 001 | 6000 | DEVEL INSTAL MAINS:UNKNOWN SZ | 176,678.50 | 176,678.50 | 176,678.50 | 176,678.50 | 176,678.50 | 176,678.50 | 176,678.50 | 176,678.50 | 176,678.50 |
| 333004 | 001 | 6000 | PAVING - SERVICES | 3,700.02 | 3,700.02 | 3,700.02 | 3,700.02 | 3,700.02 | 3,700.02 | 3,700.02 | 3,700.02 | 3,700.02 |
| 333100 | 001 | 6000 | NEW SERVICES | 117,207.78 | 117,207.78 | 117,207.78 | 117,207.78 | 117,207.78 | 117,207.78 | 117,207.78 | 117,207.78 | 117,207.78 |
| 333200 | 001 | 6000 | RENEWED SERVICES | 67,128.44 | 67,128.44 | 67,128.44 | 67,128.44 | 67,128.44 | 67,128.44 | 67,128.44 | 67,128.44 | 67,128.44 |
| 334000 | 001 | 6000 | METERING EQUIPMENT | 85,471.36 | 85,471.36 | 85,396.68 | 85,396.68 | 85,396.68 | 85,396.68 | 85,396.68 | 85,396.68 | 85,396.68 |
| 334100 | 001 | 6000 | RADIOS FOR METERING | 56,441.54 | 56,441.54 | 56,438.83 | 56,438.83 | 56,438.83 | 56,562.39 | 56,562.39 | 56,562.39 | 56,224.14 |
| 335000 | 001 | 6000 | FIRE PROT EQUIP: HYDRANTS | 90,328.27 | 90,328.27 | 90,328.27 | 90,328.27 | 90,328.27 | 90,328.27 | 90,328.27 | 90,328.27 | 90,328.27 |
| 335005 | 001 | 6000 | HYDRANTS - PAVING | 184.00 | 184.00 | 184.00 | 184.00 | 184.00 | 184.00 | 184.00 | 184.00 | 184.00 |
| 335100 | 001 | 6000 | HYDRANTS: CIAC | 14,550.00 | 14,550.00 | 14,550.00 | 14,550.00 | 14,550.00 | 14,550.00 | 14,550.00 | 14,550.00 | 14,550.00 |
| 339000 | 001 | 6000 | OTHER PLANT & MISC EQUIP: PAC | 1,495.00 | 1,495.00 | 1,495.00 | 1,495.00 | 1,495.00 | 1,495.00 | 1,495.00 | 1,495.00 | 1,495.00 |
| | | | | 2,805,337.78 | 2,805,337.78 | 2,805,260.39 | 2,805,260.39 | 2,805,260.39 | 2,805,383.95 | 2,805,383.95 | 2,805,383.95 | 2,805,045.70 |

Miscellaneous Equipment

| | | | | | | | | | | | | | |
|--------|-----|------|-------------------------------|-------------------|-------------------|-------------------|-------------------|-------------------|-------------------|-------------------|-------------------|-------------------|-------------------|
| 343000 | 001 | 6000 | SHOP EQUIPMENT | 9,687.95 | 9,687.95 | 9,687.95 | 9,687.95 | 9,687.95 | 9,687.95 | 9,687.95 | 9,687.95 | 9,687.95 | 9,687.95 |
| 344000 | 001 | 6000 | LABORATORY EQUIPMENT | 31,159.42 | 31,159.42 | 31,159.42 | 31,159.42 | 31,159.42 | 31,159.42 | 31,159.42 | 31,159.42 | 31,159.42 | 31,159.42 |
| 346000 | 001 | 6000 | COMMUNICATION EQUIPMENT - PAC | 30,662.09 | 30,662.09 | 30,662.09 | 30,662.09 | 30,662.09 | 30,662.09 | 30,662.09 | 30,662.09 | 39,919.42 | 31,404.25 |
| 347110 | 001 | 6000 | COMPUTER EQUIPMENT | 24,555.64 | 24,555.64 | 24,555.64 | 24,555.64 | 24,555.64 | 24,555.64 | 24,555.64 | 24,555.64 | 24,555.64 | 24,555.64 |
| 348000 | 001 | 6000 | MISCELLANEOUS GENERAL EQUIP | 19,744.54 | 19,744.54 | 19,744.54 | 19,744.54 | 19,744.54 | 19,744.54 | 19,744.54 | 19,744.54 | 19,744.54 | 19,744.54 |
| | | | | 115,809.64 | 115,809.64 | 115,809.64 | 115,809.64 | 115,809.64 | 115,809.64 | 115,809.64 | 115,809.64 | 125,066.97 | 116,551.80 |

Intangible Plant

| | | | | | | | | | | | | | |
|--------|-----|------|----------------------|------------------|------------------|------------------|------------------|------------------|------------------|------------------|------------------|------------------|------------------|
| 301000 | 001 | 6000 | ORGANIZATION EXPENSE | 75,550.65 | 75,550.65 | 75,550.65 | 75,550.65 | 75,550.65 | 75,550.65 | 75,550.65 | 75,550.65 | 75,550.65 | 75,550.65 |
| | | | | 75,550.65 | 75,550.65 | 75,550.65 | 75,550.65 | 75,550.65 | 75,550.65 | 75,550.65 | 75,550.65 | 75,550.65 | 75,550.65 |

Total Plant in Service

| | | | | | | | | | | | | |
|--|--|--|--|---------------------|---------------------|---------------------|---------------------|---------------------|---------------------|---------------------|---------------------|---------------------|
| | | | | 4,679,490.67 | 4,679,490.67 | 4,679,413.28 | 4,679,413.28 | 4,679,413.28 | 4,679,536.84 | 4,679,536.84 | 4,688,794.17 | 4,679,940.75 |
|--|--|--|--|---------------------|---------------------|---------------------|---------------------|---------------------|---------------------|---------------------|---------------------|---------------------|

Accumulated Depreciation

| | | | | | | | | | | | | |
|--------|-----|------|--------------------------------|---------------------|---------------------|---------------------|---------------------|---------------------|---------------------|---------------------|---------------------|---------------------|
| 108000 | 001 | 6000 | ACCUMULATED DEPRECIATION: PAC | (2,205,461.83) | (2,213,679.99) | (2,221,797.13) | (2,229,981.02) | (2,238,164.96) | (2,246,349.67) | (2,254,516.46) | (2,262,733.43) | (2,265,278.68) |
| 108001 | 001 | 6000 | ACCUM DEPREC: COST OF REM -PAC | 244,481.17 | 244,481.17 | 244,481.17 | 244,481.17 | 244,481.17 | 244,481.17 | 244,481.17 | 244,481.17 | 244,481.17 |
| 108002 | 001 | 6000 | ACCUM DEPRECIATION: LOSS -PAC | 197,503.87 | 197,503.87 | 197,604.54 | 197,604.54 | 197,604.54 | 197,604.54 | 197,604.54 | 197,604.54 | 201,124.00 |
| | | | | 1,763,476.79 | 1,771,694.95 | 1,779,711.42 | 1,787,895.31 | 1,796,079.25 | 1,804,263.96 | 1,812,430.75 | 1,820,647.72 | 1,819,673.51 |

Net Plant in Service

| | | | | | | | | | | | | |
|--|--|--|--|---------------------|---------------------|---------------------|---------------------|---------------------|---------------------|---------------------|---------------------|---------------------|
| | | | | 2,916,013.88 | 2,907,795.72 | 2,899,701.86 | 2,891,517.97 | 2,883,334.03 | 2,875,272.88 | 2,867,106.09 | 2,868,146.45 | 2,860,267.24 |
|--|--|--|--|---------------------|---------------------|---------------------|---------------------|---------------------|---------------------|---------------------|---------------------|---------------------|

Construction Work in Progress

| | | | | | | | | | | | | |
|--------|-----|------|--------------------------------|---|---|---|---|---|---|---|---|---|
| 105222 | 001 | 6000 | CWIP: CONTRACTOR CLEARING -PAC | - | - | - | - | - | - | - | - | - |
|--------|-----|------|--------------------------------|---|---|---|---|---|---|---|---|---|

Total Plant

| | | | | | | | | | | | | |
|--|--|--|--|---------------------|---------------------|---------------------|---------------------|---------------------|---------------------|---------------------|---------------------|---------------------|
| | | | | 2,916,013.88 | 2,907,795.72 | 2,899,701.86 | 2,891,517.97 | 2,883,334.03 | 2,875,272.88 | 2,867,106.09 | 2,868,146.45 | 2,860,267.24 |
|--|--|--|--|---------------------|---------------------|---------------------|---------------------|---------------------|---------------------|---------------------|---------------------|---------------------|

Current Assets**Cash**

| | | | | | | | | | | | | |
|--------|-----|------|--------------------------------|-------------|-------------|--------------|-------------|-----------|------------|-------------|-------------|-------------|
| 131110 | 001 | 6000 | PETTY CASH: PITTSFIELD/NC | - | - | - | - | - | - | - | - | - |
| 131120 | 001 | 6000 | CASH: BANK OF AMERICA OPERATNG | - | - | - | - | - | - | - | - | - |
| 131140 | 001 | 6000 | CASH - TD BANK | - | - | - | - | - | - | - | - | - |
| 131350 | 001 | 6000 | RESTRICTED CASH - TD BANK RSF | 14,360.82 | 14,677.60 | 20,010.05 | 20,027.72 | 20,768.74 | 20,154.40 | 21,147.10 | 21,497.59 | 21,992.30 |
| 131375 | 001 | 6000 | DSRR 1.0 RSF | 620.66 | 765.14 | 3,197.28 | 3,205.34 | 3,543.32 | 3,263.12 | 3,715.89 | 3,875.75 | 3,041.05 |
| 131380 | 001 | 6000 | MOERR RSF | (17,293.93) | (10,733.47) | 10,650.04 | 6,848.79 | 10,536.76 | (1,694.01) | (15,660.49) | (21,028.60) | (12,170.26) |
| 131385 | 001 | 6000 | MOERR | 41,381.31 | (44,491.76) | (130,291.82) | (68,350.25) | 40,874.13 | 55,931.21 | 11,195.81 | 318,927.52 | 28,061.84 |
| 131390 | 001 | 6000 | DSRR 1.0 | 484.00 | (7,522.61) | 10,179.89 | (10,336.35) | 18,567.80 | 5,613.06 | 5,613.06 | 5,688.63 | 5,613.06 |
| 131395 | 001 | 6000 | DSRR 0.1 | 1,744.39 | 2,319.61 | 3,123.60 | 3,685.18 | 4,279.75 | 4,812.50 | 5,418.55 | 5,995.31 | 6,578.65 |

| | | | | | | | | | | | | |
|--------|-----|------|---------------------------|-----------|-----------|-----------|-----------|-----------|-----------|-----------|-----------|-----------|
| 141000 | 001 | 6000 | A/R: BILLED WATER REVENUE | 46,666.54 | 55,351.55 | 26,504.47 | 48,616.18 | 22,587.10 | 24,954.78 | 58,068.31 | 22,625.50 | 65,044.78 |
| 141400 | 001 | 6000 | A/R: MISCELLANEOUS | - | - | - | - | - | - | - | - | - |

| | | | | | | | | | | | | |
|--------|-----|------|------------------------------|-----------|-----------|-----------|-----------|-----------|-----------|-----------|-----------|-----------|
| 143901 | 001 | 6000 | ALLOWANCE FOR DOUBTFUL ACCTS | (500.00) | (500.00) | (500.00) | (500.00) | (500.00) | (500.00) | (500.00) | (500.00) | (500.00) |
| 173150 | 001 | 6000 | A/R: UNBILLED WATER REVENUE | 82,136.00 | 85,748.00 | 77,534.00 | 74,767.00 | 83,034.00 | 82,303.00 | 80,446.00 | 83,861.00 | 75,636.00 |
| 173152 | 001 | 6000 | A/R UNBILLED REV: RECOUPMENT | - | - | 36,290.09 | 36,290.09 | 32,978.20 | 29,832.76 | 26,788.17 | 23,749.04 | 20,686.60 |
| 173154 | 001 | 6000 | AR: UNBILLED REV RECOUP 2009 | - | - | - | - | - | - | - | - | - |

Inventory & Supplies

| | | | | | | | | | | | | |
|--------|-----|------|-----------------------------|---|---|---|---|---|---|---|---|---|
| 151100 | 001 | 6000 | INVENTORY: PIPES & FITTINGS | - | - | - | - | - | - | - | - | - |
| 151101 | 001 | 6000 | INVENTORY: METERS - PAC | - | - | - | - | - | - | - | - | - |
| 151700 | 001 | 6000 | INVENTORY: PAC | - | - | - | - | - | - | - | - | - |

| | | | Prepaid Expenses & Other | | | | | | | | | |
|--------|-----|------|-------------------------------------|---------------------|---------------------|---------------------|---------------------|---------------------|---------------------|---------------------|---------------------|---------------------|
| 162100 | 001 | 6000 | PREPAID INSURANCE | 83.34 | 2,329.83 | 1,479.73 | 3,148.73 | 3,317.85 | 3,486.97 | 2,156.21 | 3,347.33 | 3,516.45 |
| 162300 | 001 | 6000 | PREPAID PROPERTY TAXES-PAC | - | - | - | - | - | - | - | - | - |
| 162700 | 001 | 6000 | PREPAID EXPENSES | 1,500.00 | 1,704.33 | 1,200.00 | 1,050.00 | 1,554.34 | 1,050.00 | 900.00 | 750.00 | 600.00 |
| 163310 | 001 | 6000 | PREPAID PROPERTY TAXES | 17,746.00 | 8,873.00 | - | - | - | 27,477.50 | 18,318.33 | 9,159.16 | (0.01) |
| | | | | 19,329.34 | 12,907.16 | 2,679.73 | 4,198.73 | 4,872.19 | 32,014.47 | 21,374.54 | 13,256.49 | 4,116.44 |
| | | | | | | | | | | | | |
| 233700 | 001 | 6000 | INTERCO PAY/REC: PAC/PEU | 6,974.79 | 6,971.58 | 6,968.24 | 6,961.30 | 6,946.05 | 6,914.06 | 6,876.05 | 6,814.04 | 6,747.95 |
| 233300 | 001 | 6000 | INTERCO PAY/REC: PAC/PCP | 149,960.41 | 129,029.98 | 228,129.18 | 206,552.66 | 123,732.90 | 107,713.17 | 189,580.89 | - | 241,055.63 |
| | | | | 156,935.20 | 136,001.56 | 235,097.42 | 213,513.96 | 130,678.95 | 114,627.23 | 196,456.94 | 6,814.04 | 247,803.58 |
| | | | Total Current Assets | 345,864.33 | 244,522.78 | 294,474.75 | 331,966.39 | 372,220.94 | 371,312.52 | 414,063.88 | 484,762.27 | 465,904.04 |
| | | | | | | | | | | | | |
| | | | Other Assets | | | | | | | | | |
| | | | Other Deferred Charges | | | | | | | | | |
| 186100 | 001 | 6000 | ACQUISITION PREMIUM - MARA | 1,111,599.86 | 1,108,476.14 | 1,105,352.41 | 1,102,228.68 | 1,099,104.95 | 1,095,981.22 | 1,092,857.50 | 1,089,733.77 | 1,086,610.04 |
| 186240 | 001 | 6000 | SARBANES-OXLEY | - | - | - | - | - | - | - | - | - |
| 186245 | 001 | 6000 | TILTON HILL ROAD MAIN BREAK | - | - | - | - | - | - | - | - | - |
| 186255 | 001 | 6000 | MAIN BREAK - OCTOBER 2003 | - | - | - | - | - | - | - | - | - |
| 186260 | 001 | 6000 | SOUTH MAIN LEAK RESEARCH | - | - | - | - | - | - | - | - | - |
| 186265 | 001 | 6000 | ABATEMENT | - | - | - | - | - | - | - | - | - |
| 186285 | 001 | 6000 | BERRY POND BATHYMETRIC SURVEY | - | - | - | - | - | - | - | - | - |
| 186286 | 001 | 6000 | BERRY POND TREATMENT EVALUATION | 2,516.87 | 2,462.16 | 2,407.45 | 2,352.74 | 2,298.03 | 2,243.31 | 2,188.60 | 2,133.88 | 2,079.17 |
| 186287 | 001 | 6000 | BERRY POND DAM BREACH ANALYSIS | 9,008.34 | 8,879.65 | 8,750.96 | 8,622.27 | 8,493.58 | 8,364.89 | 8,236.20 | 8,107.51 | 7,978.82 |
| 186300 | 001 | 6000 | GRANT APPLICATION - 2008 | - | - | - | - | - | - | - | - | - |
| 186350 | 001 | 6000 | LOUDON RD MAIN BREAK | - | - | - | - | - | - | - | - | - |
| 186360 | 001 | 6000 | FAIRVIEW ROAD MAIN BREAK | - | - | - | - | - | - | - | - | - |
| 186380 | 001 | 6000 | RATE CASE EXPENSE: 2007 | - | - | - | - | - | - | - | - | - |
| 186385 | 001 | 6000 | 2010 DEFERRED RATE CASE EXP | - | - | - | - | - | - | - | - | - |
| 186390 | 001 | 6000 | RATE CASE EXPENSE: 2012 | - | - | - | - | - | - | - | - | - |
| 186395 | 001 | 6000 | RATE CASE EXPENSE: 2020 | 35,747.04 | 35,747.04 | 35,747.04 | 35,747.04 | 32,747.93 | 29,788.69 | 26,909.19 | 24,065.13 | 21,194.49 |
| 186450 | 001 | 6000 | CONCORD HILL ROAD SERVICE REPR | - | - | - | - | - | - | - | - | - |
| 186650 | 001 | 6000 | EMINENT DOMAIN | 3,668.50 | 3,668.50 | 3,668.50 | 3,668.50 | 3,668.50 | 3,668.50 | 3,668.50 | 3,668.50 | 3,668.50 |
| 186675 | 001 | 6000 | WEB SITE UPGRADE 2006 | - | - | - | - | - | - | - | - | - |
| 186680 | 001 | 6000 | WEB-SITE UPGRADE 2011 | - | - | - | - | - | - | - | - | - |
| 186998 | 001 | 6000 | EMINENT DOMAIN ALLOWANCE | (3,668.50) | (3,668.50) | (3,668.50) | (3,668.50) | (3,668.50) | (3,668.50) | (3,668.50) | (3,668.50) | (3,668.50) |
| | | | | 1,158,872.11 | 1,155,564.99 | 1,152,257.86 | 1,148,950.73 | 1,142,644.49 | 1,136,378.11 | 1,130,191.49 | 1,124,040.29 | 1,117,862.52 |
| | | | | | | | | | | | | |
| 188100 | 001 | 6000 | ACQUISITION PREMIUM - MARA | - | - | - | - | - | - | - | - | - |
| | | | | | | | | | | | | |
| 181000 | 001 | 6000 | UNAMORTIZED DEBT EXPENSE | 19,646.90 | 19,584.57 | 19,522.24 | 19,459.91 | 19,397.58 | 19,335.25 | 19,272.92 | 19,210.59 | 19,148.26 |
| | | | Total Other Assets | 1,178,519.01 | 1,175,149.56 | 1,171,780.10 | 1,168,410.64 | 1,162,042.07 | 1,155,713.36 | 1,149,464.41 | 1,143,250.88 | 1,137,010.78 |
| | | | Total Assets | 4,440,397.22 | 4,327,468.06 | 4,365,956.71 | 4,391,895.00 | 4,417,597.04 | 4,402,298.76 | 4,430,634.38 | 4,496,159.60 | 4,463,182.06 |
| | | | | | | | | | | | | |
| | | | Equity and Liabilities | | | | | | | | | |
| | | | Shareholder's Equity | | | | | | | | | |
| 201100 | 001 | 6000 | COMMON STOCK | (100.00) | (100.00) | (100.00) | (100.00) | (100.00) | (100.00) | (100.00) | (100.00) | (100.00) |

| | | | | | | | | | | | | |
|--------|-----|------|--|-----------------------|-----------------------|-----------------------|-----------------------|-----------------------|-----------------------|-----------------------|-----------------------|-----------------------|
| 211000 | 001 | 6000 | ADDITIONAL PAID IN CAPITAL | (1,641,504.84) | (1,514,556.85) | (1,514,556.85) | (1,514,556.85) | (1,514,556.85) | (1,514,556.85) | (1,514,556.85) | (1,514,556.85) | (1,514,556.85) |
| 215500 | 001 | 6000 | RETAINED EARNINGS BEG - PAC | 99,227.08 | 99,227.08 | 99,227.08 | 99,227.08 | 99,227.08 | 99,227.08 | 99,227.08 | 99,227.08 | 99,227.08 |
| | | | Net Profit or Loss | (2,510.32) | (15,101.67) | (38,144.86) | (40,118.22) | (47,022.54) | (41,054.47) | (33,262.13) | (35,300.45) | (46,049.07) |
| | | | Total Equity | (1,544,888.08) | (1,430,531.44) | (1,453,574.63) | (1,455,547.99) | (1,462,452.31) | (1,456,484.24) | (1,448,691.90) | (1,450,730.22) | (1,461,478.84) |
| 221002 | 001 | 6000 | LTD:SRF CATAMOUNT ROAD | (115,916.69) | (115,677.69) | (115,438.69) | (115,198.69) | (114,957.69) | (114,715.69) | (114,472.69) | (114,228.69) | (113,984.69) |
| 221052 | 001 | 6000 | LTD:FORGIVABLE DEBT - SRF CATAMOUNT ROA | (35,876.98) | (35,757.79) | (35,638.60) | (35,519.41) | (35,400.22) | (35,281.03) | (35,161.84) | (35,042.65) | (34,923.46) |
| 223205 | 001 | 6000 | NOTE PAYABLE - PCP 2018 1.1M LOAN | (1,067,405.14) | (1,065,122.49) | (1,062,833.74) | (1,060,538.93) | (1,058,237.98) | (1,055,930.89) | (1,053,617.65) | (1,051,298.20) | (1,048,972.61) |
| | | | Long Term Debt | (1,219,198.81) | (1,216,557.97) | (1,213,911.03) | (1,211,257.03) | (1,208,595.89) | (1,205,927.61) | (1,203,252.18) | (1,200,569.54) | (1,197,880.76) |
| | | | Current Liabilities | | | | | | | | | |
| 221102 | 001 | 6000 | CURRENT PORTION LTD: CATAMOUNT RD | (2,799.00) | (2,809.00) | (2,818.00) | (2,828.00) | (2,838.00) | (2,848.00) | (2,858.00) | (2,868.00) | (2,878.00) |
| 221152 | 001 | 6000 | CURRENT PORTION LTD:FORGIVABLE DEBT - S | (1,430.28) | (1,430.28) | (1,430.28) | (1,430.28) | (1,430.28) | (1,430.28) | (1,430.28) | (1,430.28) | (1,430.28) |
| | | | Current Portion of Long Term Debt | (4,229.28) | (4,239.28) | (4,248.28) | (4,258.28) | (4,268.28) | (4,278.28) | (4,288.28) | (4,298.28) | (4,308.28) |
| 231000 | 001 | 6000 | ACCOUNTS PAYABLE | (6,013.49) | (2,925.47) | (302.52) | (6,430.19) | (188.82) | (1,544.31) | (2,449.52) | (9,257.33) | (584.34) |
| 231111 | 001 | 6000 | ACCOUNTS PAYABLE | - | - | - | (447.80) | - | - | - | - | - |
| 184100 | 001 | 6000 | CLEARING ACCOUNT | - | - | - | - | - | - | - | - | - |
| 236115 | 001 | 6000 | LOCAL PROPERTY TAXES PAYABLE | (1,675.67) | (3,351.34) | (5,027.01) | (10,548.67) | (21,669.67) | - | (1,675.67) | (3,351.34) | (0.01) |
| 236119 | 001 | 6000 | ACCRUED TAXES | - | - | - | - | - | - | - | - | - |
| 237110 | 001 | 6000 | ACCRUED INTEREST PAYABLE | - | - | - | - | - | - | - | - | - |
| 241300 | 001 | 6000 | MISC CURRENT ACCRUED LIABILITY | (1,938.04) | (297.55) | (363.54) | (937.66) | (282.17) | (351.39) | (966.87) | (1,498.28) | (1,808.11) |
| 241350 | 001 | 6000 | ACCRUED LIABILITY - RETAINAGE | - | - | - | - | - | - | - | - | - |
| | | | | (9,627.20) | (6,574.36) | (5,693.07) | (18,364.32) | (22,140.66) | (1,895.70) | (5,092.06) | (14,106.95) | (2,392.46) |
| 235250 | 001 | 6000 | HARDSHIP CASES: CREDITS | - | - | - | - | - | (5.87) | - | - | - |
| 233400 | 001 | 6000 | INTERCO PAY/REC: PAC/TSC | - | - | - | - | - | - | - | - | - |
| 233500 | 001 | 6000 | INTERCO PAY/REC: PAC/PWS | - | - | - | - | - | - | - | - | - |
| 233800 | 001 | 6000 | AP INTERCO PAY/REC:PEU/PAC | (22,238.22) | (22,553.62) | (23,413.43) | (23,821.55) | (26,690.44) | (31,076.56) | (34,876.56) | (38,407.04) | (38,668.94) |
| 233600 | 001 | 6000 | INTERCO PAY/REC: PAC/PWW | (374,001.36) | (382,640.70) | (402,589.04) | (417,961.83) | (434,608.46) | (458,587.19) | (492,233.16) | (506,638.82) | (519,937.84) |
| 233650 | 001 | 6000 | INTERCO LOAN PWW/PAC: RSF | (12,954.74) | (12,954.74) | (12,954.74) | (12,954.74) | (12,954.74) | - | - | - | - |
| 233700 | 001 | 6000 | INTERCO PAY/REC: PAC/PEU | - | - | - | - | - | - | - | - | - |
| 223202 | 001 | 6000 | INTERCO ADV-PCP PROM NOTE 5/18 | - | - | - | - | - | - | - | - | - |
| 223800 | 001 | 6000 | INTERCO LOAN PAC - INTERGRATED | - | - | - | - | - | - | - | - | - |
| 223215 | 001 | 6000 | ST NOTE PAYABLE - PCP 2018 1.1M LOAN | (26,922.76) | (26,994.56) | (27,066.56) | (27,138.71) | (27,211.08) | (27,283.64) | (27,356.39) | (27,429.38) | (27,502.52) |
| 233300 | 001 | 6000 | INTERCO PAY/REC: PAC/PCP | - | - | - | - | - | - | - | (41,050.96) | - |
| | | | Total Current Liabilities | (449,973.56) | (455,957.26) | (475,965.12) | (504,499.43) | (527,873.66) | (523,127.24) | (563,846.45) | (631,931.43) | (592,810.04) |
| | | | Other Deferred Credits | | | | | | | | | |
| 282200 | 001 | 6000 | DEFERRED INCOME TAXES | (422,161.46) | (422,161.46) | (422,161.46) | (422,161.46) | (422,161.46) | (422,161.46) | (422,161.46) | (422,161.46) | (422,161.46) |
| 283100 | 001 | 6000 | ACCUM DEFERRED INC TAX - REG LIAB | (201,217.00) | (201,217.00) | (201,217.00) | (201,217.00) | (201,217.00) | (201,217.00) | (201,217.00) | (201,217.00) | (201,217.00) |

| | | | | | | | | | | | | |
|--------|-----|------|---------------------------------------|-----------------------|-----------------------|-----------------------|-----------------------|-----------------------|-----------------------|-----------------------|-----------------------|-----------------------|
| | | | | (623,378.46) | (623,378.46) | (623,378.46) | (623,378.46) | (623,378.46) | (623,378.46) | (623,378.46) | (623,378.46) | (623,378.46) |
| 271200 | 001 | 6000 | CONTRIBUTIONS IN AID OF CONST | (750,286.50) | (750,286.50) | (750,286.50) | (750,286.50) | (750,286.50) | (750,286.50) | (750,286.50) | (750,286.50) | (750,286.50) |
| 271201 | 001 | 6000 | CIAC-WATER FILTRATION GRANT | (398,349.91) | (398,349.91) | (398,349.91) | (398,349.91) | (398,349.91) | (398,349.91) | (398,349.91) | (398,349.91) | (398,349.91) |
| | | | | (1,148,636.41) | (1,148,636.41) | (1,148,636.41) | (1,148,636.41) | (1,148,636.41) | (1,148,636.41) | (1,148,636.41) | (1,148,636.41) | (1,148,636.41) |
| | | | Reserve for Amort of CIAC: All | | | | | | | | | |
| 272101 | 001 | 6000 | RESERVE FOR AMORT OF CIAC:PAC | 545,678.10 | 547,593.48 | 549,508.94 | 551,424.32 | 553,339.69 | 555,255.20 | 557,171.02 | 559,086.46 | 561,002.45 |
| | | | | 545,678.10 | 547,593.48 | 549,508.94 | 551,424.32 | 553,339.69 | 555,255.20 | 557,171.02 | 559,086.46 | 561,002.45 |
| | | | Total Deferred Credits | (1,226,336.77) | (1,224,421.39) | (1,222,505.93) | (1,220,590.55) | (1,218,675.18) | (1,216,759.67) | (1,214,843.85) | (1,212,928.41) | (1,211,012.42) |
| | | | Total Equity & Liabilities | (4,440,397.22) | (4,327,468.06) | (4,365,956.71) | (4,391,895.00) | (4,417,597.04) | (4,402,298.76) | (4,430,634.38) | (4,496,159.60) | (4,463,182.06) |
| | | | | - | - | - | - | - | - | - | - | - |

| | 10 | 11 | 12 |
|--|---------------------|---------------------|---------------------|
| | Oct-22 | Nov-22 | Dec-22 |
| | 44,180.00 | 44,180.00 | 44,180.00 |
| | 16,153.19 | 16,153.19 | 16,153.19 |
| | 60,333.19 | 60,333.19 | 60,333.19 |
| | 71,250.05 | 71,250.05 | 71,250.05 |
| | 1,080.00 | 1,080.00 | 1,080.00 |
| | 935,239.12 | 935,239.12 | 935,239.12 |
| | 137,331.46 | 137,331.46 | 137,331.46 |
| | 38,270.60 | 38,270.60 | 38,270.60 |
| | 309,352.72 | 309,352.72 | 309,352.72 |
| | 1,492,523.95 | 1,492,523.95 | 1,492,523.95 |
| | 55,407.06 | 55,407.06 | 55,407.06 |
| | 1,651.09 | 1,651.09 | 1,651.09 |
| | 13,870.94 | 13,870.94 | 13,870.94 |
| | - | - | - |
| | 17,042.89 | 17,042.89 | 17,042.89 |
| | 41,963.48 | 41,963.48 | 41,963.48 |
| | 129,935.46 | 129,935.46 | 129,935.46 |
| | 5,000.00 | 5,000.00 | 5,000.00 |
| | 2,003.77 | 2,003.77 | 2,003.77 |
| | 124,788.30 | 124,788.30 | 124,788.30 |
| | 2,833.21 | 2,833.21 | 2,833.21 |
| | 642,373.35 | 642,373.35 | 642,373.35 |
| | 316,734.00 | 316,734.00 | 316,734.00 |
| | 216.00 | 216.00 | 216.00 |
| | 9,998.74 | 9,998.74 | 9,998.74 |
| | 69,021.53 | 69,021.53 | 69,021.53 |
| | 284.49 | 284.49 | 284.49 |
| | - | - | - |
| | 1,018,899.48 | 1,018,899.48 | 1,018,899.48 |
| | 176,678.50 | 176,678.50 | 176,678.50 |
| | 3,700.02 | 3,700.02 | 3,700.02 |
| | 117,207.78 | 117,207.78 | 117,207.78 |
| | 67,128.44 | 67,128.44 | 67,128.44 |
| | 85,396.68 | 85,396.68 | 85,260.75 |
| | 56,126.42 | 56,126.42 | 56,352.19 |
| | 90,328.27 | 90,328.27 | 90,328.27 |
| | 184.00 | 184.00 | 184.00 |
| | 14,550.00 | 14,550.00 | 14,550.00 |
| | 1,495.00 | 1,495.00 | 1,495.00 |
| | 2,804,947.98 | 2,804,947.98 | 2,805,037.82 |

| | | |
|---------------------|---------------------|---------------------|
| 9,687.95 | 9,687.95 | 9,687.95 |
| 31,159.42 | 31,159.42 | 31,159.42 |
| 31,404.25 | 31,404.25 | 31,404.25 |
| 24,555.64 | 24,555.64 | 24,555.64 |
| 19,744.54 | 19,744.54 | 19,744.54 |
| 116,551.80 | 116,551.80 | 116,551.80 |
| 75,550.65 | 75,550.65 | 75,550.65 |
| 75,550.65 | 75,550.65 | 75,550.65 |
| 4,679,843.03 | 4,679,843.03 | 4,679,932.87 |
| (2,273,396.31) | (2,281,504.76) | (2,289,000.95) |
| 244,481.17 | 244,481.17 | 244,489.46 |
| 201,164.35 | 201,164.35 | 201,645.08 |
| 1,827,750.79 | 1,835,859.24 | 1,842,866.41 |
| 2,852,092.24 | 2,843,983.79 | 2,837,066.46 |
| - | - | - |
| 2,852,092.24 | 2,843,983.79 | 2,837,066.46 |
| - | - | - |
| - | - | - |
| - | - | - |
| 22,814.92 | 21,527.62 | 22,197.02 |
| 4,600.51 | 784.81 | (4,131.29) |
| 39,161.08 | 26,611.91 | 21,160.54 |
| 38,103.15 | 29,470.66 | 15,926.48 |
| 5,613.06 | 5,613.06 | 8,841.62 |
| 7,176.94 | 7,679.00 | 8,270.30 |
| 47,179.18 | 24,609.87 | 51,321.29 |
| - | - | 170.00 |
| (500.00) | (500.00) | (500.00) |
| 81,775.00 | 76,705.00 | 76,145.00 |
| 17,745.95 | 14,805.54 | 11,859.40 |
| - | - | - |
| - | - | - |
| - | - | - |
| - | - | - |

| | | |
|---------------------|---------------------|---------------------|
| 2,291.87 | 1,435.88 | 128.84 |
| - | - | - |
| 1,950.00 | 2,122.33 | 1,650.00 |
| - | 21,998.67 | 16,499.00 |
| 4,241.87 | 25,556.88 | 18,277.84 |
| 6,657.85 | 6,542.18 | - |
| 237,007.33 | 297,995.58 | - |
| 243,665.18 | 304,537.76 | - |
| 511,576.84 | 537,402.11 | 229,538.20 |
| 1,083,486.31 | 1,080,362.58 | 1,077,238.85 |
| - | - | - |
| - | - | - |
| - | - | - |
| - | - | - |
| - | - | - |
| 2,024.46 | 1,969.74 | 1,915.02 |
| 7,850.13 | 7,721.44 | 7,592.75 |
| - | - | - |
| - | - | - |
| - | - | - |
| - | - | - |
| - | - | - |
| 18,474.47 | 15,767.74 | 13,074.30 |
| - | - | - |
| 3,668.50 | 3,668.50 | 3,668.50 |
| - | - | - |
| - | - | - |
| (3,668.50) | (3,668.50) | (3,668.50) |
| 1,111,835.37 | 1,105,821.50 | 1,099,820.92 |
| - | - | - |
| 19,085.93 | 19,023.60 | 18,961.27 |
| 1,130,921.30 | 1,124,845.10 | 1,118,782.19 |
| 4,494,590.38 | 4,506,231.00 | 4,185,386.85 |
| (100.00) | (100.00) | (100.00) |

| | | |
|-----------------------|-----------------------|-----------------------|
| (1,514,556.85) | (1,514,556.85) | (1,514,556.85) |
| 99,227.08 | 99,227.08 | 99,227.08 |
| (57,182.28) | (65,780.25) | (47,969.36) |
| (1,472,612.05) | (1,481,210.02) | (1,463,399.13) |
| (113,739.69) | (113,493.69) | (113,246.69) |
| (34,804.27) | (34,685.08) | (34,565.89) |
| (1,046,640.82) | (1,044,302.80) | (1,041,958.55) |
| (1,195,184.78) | (1,192,481.57) | (1,189,771.13) |
| | | |
| (2,888.00) | (2,898.00) | (2,908.00) |
| (1,430.28) | (1,430.28) | (1,430.28) |
| (4,318.28) | (4,328.28) | (4,338.28) |
| | | |
| (1,466.48) | (1,972.33) | (10,426.81) |
| - | (1,327.50) | (1,062.00) |
| - | - | 591.98 |
| (10,834.84) | (3,351.34) | - |
| - | - | - |
| - | - | - |
| (2,085.94) | (23.67) | (1,358.98) |
| - | - | - |
| (14,387.26) | (6,674.84) | (12,255.81) |
| | | |
| - | - | - |
| - | - | - |
| - | - | - |
| (41,359.44) | (41,359.44) | - |
| (530,055.67) | (545,345.78) | - |
| - | - | - |
| - | - | - |
| - | - | - |
| - | - | - |
| (27,575.86) | (27,649.40) | (27,723.13) |
| | | |
| - | - | (281,684.57) |
| (617,696.51) | (625,357.74) | (326,001.79) |
| | | |
| (422,161.46) | (422,161.46) | (423,110.59) |
| (201,217.00) | (201,217.00) | (201,217.00) |

(623,378.46) (623,378.46) (624,327.59)

(750,286.50) (750,286.50) (750,286.50)

(398,349.91) (398,349.91) (398,349.91)

(1,148,636.41) (1,148,636.41) (1,148,636.41)

562,917.83 564,833.20 566,749.20

562,917.83 564,833.20 566,749.20

(1,209,097.04) (1,207,181.67) (1,206,214.80)

(4,494,590.38) (4,506,231.00) (4,185,386.85)

- - -

Pittsfield Aqueduct Company
 Non Material Operating Expenses as defined in DW20-153
 For the Twelve Months Ended December 31, 2022

| | Jan-22 | Feb-22 | Mar-22 | Apr-22 | May-22 | Jun-22 | Jul-22 | Aug-22 | Sep-22 | Oct-22 | Nov-22 | Dec-22 | 2022 Totals |
|---|--------|--------|--------------|---------------|---------------|--------|-----------------|--------------|--------------|--------|-----------------|-----------------|-----------------|
| 923000 OUTSIDE SERVICES | - | - | - | 447.80 | 81.66 | - | 1,076.08 | - | - | - | 1,809.33 | 1,199.66 | 4,614.53 |
| 930200 PUBLIC RELATIONS | - | - | 23.47 | - | 383.01 | - | - | 75.73 | 17.76 | - | - | 16.28 | 516.25 |
| 930300 MEALS | - | - | - | - | - | - | - | - | - | - | - | - | - |
| 930410 CHARITABLE CONTRIBUTIONS | - | - | - | - | - | - | - | - | - | - | - | - | - |
| Total of Non Material Operating Expenses | - | - | 23.47 | 447.80 | 464.67 | - | 1,076.08 | 75.73 | 17.76 | - | 1,809.33 | 1,215.94 | 5,130.78 |

PWW

PEU

PAC

| <u>Water Sales</u> | | <u>Water Sales</u> | | <u>Water Sales</u> | | <u>Jan-21</u> | <u>Feb-21</u> | <u>Mar-21</u> |
|--------------------|--------------------------------|--------------------|--------------------------------|--------------------|--------------------------------|---------------------|---------------------|---------------------|
| 460100 | WATER SLS:BILLED CAP REC SURCG | 460100 | WATER SLS:BILLED CAP REC SURCG | 460100 | WATER SALES: BILLED REVENUE | (15,179.36) | (15,164.82) | (15,165.24) |
| 461000 | WATER SALES: BILLED REVENUE | 461000 | WATER SALES: BILLED REVENUE | 461000 | WATER SALES: BILLED REVENUE | (2,789,219.33) | (2,460,562.50) | (2,459,275.67) |
| 461001 | WATER SALES BILLED RECOUPMENT | 461001 | WATER SALES BILLED RECOUPMENT | 461001 | WATER SALES BILLED RECOUPMENT | - | 5.16 | 0.50 |
| 461100 | WATER SALES: UNBILLED REVENUE | 461100 | WATER SALES: UNBILLED REVENUE | 461100 | WATER SALES: UNBILLED REVENUE | 382,866.00 | 5,899.00 | (242,185.00) |
| 461200 | WATER SALES-UNBILLED RECOUPMNT | 461200 | WATER SALES-UNBILLED RECOUPMNT | 461200 | WATER SALES-UNBILLED RECOUPMNT | - | - | - |
| 461300 | WATER SLS:UNBIL CAP REC RECOUP | 461300 | WATER SLS:UNBIL CAP REC RECOUP | | | - | - | - |
| 461400 | WATER SLS:BILLED CAP REC RECOP | 461400 | WATER SLS:BILLED CAP REC RECOP | | | - | - | - |
| 471100 | QCPAC SURCHARGE | 471100 | QCPAC SURCHARGE REVENUE | | | (20,975.83) | (18,633.77) | (18,610.48) |
| 467000 | INTERCONNECT - PEU | | | | | - | - | - |
| 460200 | CBFRR REVENUES | 460200 | CBFRR REVENUES | 460200 | CBFRR REVENUES | (733,491.68) | (733,491.68) | (733,491.68) |
| 460998 | CBFRR REVENUES - CONTRA | 460998 | CBFRR REVENUES - CONTRA | 460998 | CBFRR REVENUES - CONTRA | 733,491.68 | 733,491.68 | 733,491.68 |
| 462000 | FIRE PROTECTION REVENUE | 462000 | FIRE PROTECTION REVENUE | 462000 | FIRE PROTECTION REVENUE | (622,041.94) | (622,015.84) | (622,080.28) |
| | | | | | | 3,064,550.46 | 3,110,472.77 | 3,357,316.17 |
| 466000 | WATER SALES FOR RESALE | | | | | - | - | - |
| | <u>Other Operating Revenue</u> | | <u>Other Operating Revenue</u> | | <u>Other Operating Revenue</u> | | | |
| 415200 | JOBGING REVENUE | | | | | (9,617.37) | (19,664.52) | (5,882.96) |
| 474001 | FINANCE CHARGES | | | | | - | - | - |
| 471300 | MISC OPERATING REVENUE | 471300 | MISC OPERATING REVENUE | 471300 | MISC OPERATING REVENUE | (6,770.00) | (5,268.00) | (5,232.00) |
| 416000 | JOBGING EXPENSE | | | | | 1,802.97 | 5,412.52 | 2,314.75 |
| 472600 | LEASE INCOME | | | | | (1,040.45) | (1,040.45) | (1,040.45) |
| 474000 | OTHER WATER REVENUE | | | | | (10,115.60) | (10,112.52) | (10,110.76) |
| | | | | | | 25,740.45 | 30,672.97 | 19,951.42 |
| | Total Revenues | | Total Revenues | | Total Revenues | 3,090,290.91 | 3,141,145.74 | 3,377,267.59 |
| | <u>Production Expenses</u> | | <u>Production Expenses</u> | | <u>Production Expenses</u> | | | |
| 601100 | OTHER PROD LABOR: CORE | 601100 | OTHER PRODUCTION LABOR | 601100 | OTHER PROD LABOR:TREAT PLANT | 5,484.29 | 9,470.58 | 3,899.17 |
| 601101 | OTHER PROD LABOR: COMM SYSTEMS | | | | | - | - | - |
| 601500 | OTHER PROD LABOR:SRCE/SUPPLY | | | | | 2,129.14 | 1,362.32 | 1,873.21 |
| 602000 | PURCH WATER: MILFORD-BARTLETT | | | | | 179.72 | 179.72 | 288.72 |
| 602100 | PURCH WATER: INTERCONNECT | 602100 | PURCH WATER: INTERCONNECT | | | 21,521.90 | 17,070.28 | 20,003.23 |
| 602200 | PURCH WATER: COHAS | 602200 | PURCH WATER: COHAS | | | 25,039.17 | 24,723.77 | 24,723.77 |
| 602205 | PURCH WATER: SMYTHE WOODS | 602205 | PURCH WATER: SMYTHE WOODS | | | 803.23 | 815.29 | 863.53 |
| 602300 | PURCHASED WATER: BIRCH HILL | 602300 | PURCHASED WATER: BIRCH HILL | | | 4,927.67 | 2,896.67 | 4,729.67 |
| 602400 | PURCHASED WATER: DREW WOODS | | | | | 12,090.77 | 12,090.77 | 13,764.25 |
| 602450 | PURCH WATER: BROOK PARK | 602450 | PURCH WATER: BROOK PARK | | | 3,592.76 | 3,526.52 | 3,458.71 |
| 602500 | PURCH WATER: GREATBROOK | | | | | 1,034.81 | 1,074.98 | 1,074.98 |

| | | | | | | | | |
|--------|--------------------------------|--------|--------------------------------|--------------------------------|--------------------------|-----------|-----------|-----------|
| 602500 | PURCH WATER: SPRINGWOOD | 602500 | PURCH WATER: SPRINGWOOD | 1,515.57 | 1,460.37 | 1,395.72 | | |
| 602502 | PURCH WATER: LITTLE POND | | | 4,579.26 | 4,626.57 | 4,484.64 | | |
| 602550 | PURCH WATER: SOUHEGAN WOODS | | | 176.58 | 575.35 | 176.58 | | |
| 602600 | PURCH WATER: GREENFIELD | | | 5,277.58 | 5,277.58 | 5,277.58 | | |
| 602600 | PURCH WATER: HUDSON | 602600 | PURCH WATER: HUDSON | 5,436.51 | 4,605.80 | 4,605.80 | | |
| 602650 | PURCH WATER: SOUTH RD: LY | 602650 | PURCH WATER: SOUTH RD: LY | 262.76 | 262.76 | 411.33 | | |
| 602670 | PURCH WATER: DONALD STREET | | | 4,834.64 | 4,472.84 | 4,472.84 | | |
| 602675 | PURCH WATER:FEDERAL HL-MILFORD | | | 553.94 | 553.94 | 553.94 | | |
| 602680 | PURCHASED WTR: ASHLEY COMMONS | | | 428.15 | 426.06 | 426.06 | | |
| 602700 | PURCH WATER: PINE CREEK-LITCH | 602700 | PURCH WATER: PINE CREEK-LITCH | 457.68 | 443.49 | 426.14 | | |
| 602730 | PURCH WATER: WESCO | 602730 | PURCH WATER: WESCO | 5,136.69 | 5,136.69 | 5,136.69 | | |
| 602815 | PURCH WATER: GREENHILLS | 602815 | PURCH WATER: GREENHILLS | 3,773.39 | 3,230.34 | 3,227.05 | | |
| 602860 | PURCH WATER: SETTLERS LN(OKWD) | 602860 | PURCH WATER: SETTLERS LN(OKWD) | 2,308.46 | 2,308.46 | 2,864.95 | | |
| 602880 | PURCHASED WATER: MAPLE HILLS | 602880 | PURCHASED WATER: MAPLE HILLS | 5,488.25 | 5,488.25 | 6,085.99 | | |
| 602900 | PURCH WATER: FRANCOUER TRUCKS | 602900 | PURCH WATER: FRANCOUER TRUCKIN | - | - | 820.00 | | |
| 603100 | OTHER PROD MATERIAL & EXPENSE | | | - | - | 184.86 | | |
| 603101 | TRT PLANT: OFFICE SUPPLIES | | | 645.41 | 1,352.35 | 867.04 | | |
| 603500 | OTHER PROD MAT&EXP: SRC/SUPPLY | | 603500 | OTHER PROD MAT&EXP: SRC/SUPPLY | - | - | | |
| 610200 | SUPERINTENDENCE - WTP | 610200 | SALARIES - WTP | 610200 | SUPERINTENDENCE: WTP-PAC | 22,166.35 | 19,980.63 | 22,718.94 |
| 610201 | BENEFITS - WTP | 610201 | BENEFITS - WTP | 610201 | BENEFITS: WTP-PAC | - | - | - |
| 610300 | OFFICE SALARIES & WAGES: WTP | | | 16,512.89 | 15,883.03 | 19,094.96 | | |
| 623100 | POWER PURCHASED: TRT PLT ELEC | | 623100 | POWER PURCHASED: TRT PLT ELEC | 44,203.31 | 35,947.65 | 47,495.58 | |
| 623102 | POWER PURCHASED: BT ELECTRIC | | | 469.02 | 386.95 | 406.10 | | |
| 623103 | POWER PURCHASED: AVD ELECTRIC | | | 153.19 | 115.40 | 167.71 | | |
| 623110 | POWER PURCHASED: ATHERTON COMM | | | 183.69 | 214.08 | 201.99 | | |
| 623112 | POWER PURCHASED: RICHARDSON | | | - | - | - | | |
| 623113 | POWER PURCHASED: HI-LO | | | 469.99 | 458.16 | 538.22 | | |
| 623114 | POWER PURCHASED: TWIN RIDGE | | | 1,381.03 | 1,368.92 | 1,181.44 | | |
| 623115 | POWER PURCHASED: DREW | | | 2,426.78 | 2,493.11 | 2,669.53 | | |
| 623116 | POWER PURCHASED: GLENN RIDGE | | | 753.21 | 820.77 | 847.47 | | |
| 623117 | POWER PURCHASED: ASHLEY COMMON | | | - | - | - | | |
| 623118 | POWER PURCHASED: BEDFORD | | | - | - | - | | |
| 623119 | POWER PURCHASED: GREATBROOK | | | - | - | - | | |
| 623120 | POWER PURCHASED: MAPLE HAVEN | | | 848.42 | 805.99 | 923.83 | | |
| 623121 | POWER PURCHASED: GLENWDLANDS | | | 658.41 | 665.20 | 772.73 | | |
| 623122 | POWER PURCHASED: COUNTY RD-BDF | | | 1,494.55 | 1,445.32 | 1,449.42 | | |
| 623123 | POWER PURCHASED:BOWERS LANDING | | | 857.14 | 898.82 | 998.31 | | |
| 623124 | POWER PURCH: PILGRIM CR-NASHUA | | | 445.47 | 572.94 | 682.79 | | |
| 623200 | POWER PURCHASED: MERR RIVER | | | 22,874.99 | 24,442.62 | 25,222.19 | | |
| 623201 | COHAS PUMP STAT: LY - POWER | 623201 | COHAS PUMP STAT: LY - POWER | 1,775.29 | 1,885.59 | 2,038.19 | | |
| 623210 | POWER PURCHASED: SNOW STA GAS | | | 63.20 | 55.54 | 55.55 | | |
| 623211 | BOOSTER STAT: TIMB - ELECTRIC | | | 7,503.21 | 7,083.85 | 7,690.57 | | |
| 623211 | W&E PUMP STATION: WM - POWER | 623211 | W&E PUMP STATION: WM - POWER | 1,518.89 | 1,301.06 | 1,495.34 | | |
| 623212 | BOOSTER STAT: ARMORY-ELECTRIC | | | 1,205.78 | 962.04 | 1,034.88 | | |
| 623220 | STONE SLED BOOST: BOW - POWER | 623220 | STONE SLED BOOST: BOW - POWER | 656.93 | 531.82 | 493.26 | | |

| | | | | | | |
|--------|--------------------------------|--------|--------------------------------|----------|----------|----------|
| 623225 | STONE RDG BOOSTER:EXETER-POWER | 623225 | STONE RDG BOOSTER:EXETER-POWER | 738.68 | 698.21 | 819.43 |
| 623231 | CASTLE REACH PUMP ST:WM -POWER | 623231 | CASTLE REACH PUMP ST:WM -POWER | 1,081.13 | 943.16 | 864.92 |
| 623240 | POWER PURCHASED: FOUNDERS VIL | | | 891.19 | 1,010.15 | 996.77 |
| 623241 | FOREST HILLS PUMP ST: LY-POWER | 623241 | FOREST HILLS PUMP ST: LY-POWER | 148.55 | 126.19 | 135.27 |
| 623245 | DANIELS LAKE: POWER | 623245 | DANIELS LAKE: POWER | 556.50 | 610.20 | 680.26 |
| 623250 | POWER PURCHASED: LOCKE LAKE | 623250 | POWER PURCHASED: LOCKE LAKE | 3,899.91 | 3,442.92 | 3,038.42 |
| 623251 | POWER PURCHASED: BIRCH HILL | 623251 | POWER PURCHASED: BIRCH HILL | 508.23 | 442.80 | 487.01 |
| 623252 | BOOSTER STAT: BADGER HILL-ELEC | | | 2,075.44 | 2,328.47 | 2,019.76 |
| 623252 | POWER PURCHASED: MIDDLETON | 623252 | POWER PURCHASED: MIDDLETON | 839.52 | 780.14 | 838.07 |
| 623261 | LAMPLIGHTER PUMP ST: WM -POWER | 623261 | LAMPLIGHTER PUMP ST: WM -POWER | 914.54 | 781.01 | 877.38 |
| 623271 | THURSTON WOODS PUMP ST:LEE-PWR | 623271 | THURSTON WOODS PUMP ST:LEE-PWR | 543.14 | 552.21 | 530.07 |
| 623278 | BOOSTER STAT: BOWERS LAND:ELEC | | | - | - | - |
| 623281 | FLETCHERS CORNER ST: WM-POWER | 623281 | FLETCHERS CORNER ST: WM-POWER | 1,355.61 | 1,331.24 | 1,478.20 |
| 623290 | CHESTERBROOK PUMP STAT: POWER | 623290 | CHESTERBROOK PUMP STAT: POWER | - | - | - |
| 623301 | GOLDENBROOK PUMP ST: WM -POWER | 623301 | GOLDENBROOK PUMP ST: WM -POWER | 718.96 | 828.53 | 1,024.47 |
| 623321 | SHAKER HGHTS PUMP STAT: POWER | 623321 | SHAKER HGHTS PUMP STAT: POWER | 324.89 | 311.70 | 329.99 |
| 623350 | BOOSTER STAT: COBURN ELECTRIC | | | 923.33 | 950.50 | 973.70 |
| 623351 | BEAVER HOLLOW PUMP ST: SN-PWR | 623351 | BEAVER HOLLOW PUMP ST: SN-PWR | 438.90 | 430.46 | 450.88 |
| 623362 | BOOSTER STAT: CABOT PRES-ELEC | | | 508.82 | 613.53 | 650.25 |
| 623372 | BOOSTER STAT: VALLEFIELD-ELEC | | | 947.56 | 881.70 | 1,004.78 |
| 623376 | CLEARWATER EST: RAYMOND: POWER | 623376 | CLEARWATER EST: RAYMOND: POWER | 1,019.98 | 888.96 | 929.55 |
| 623401 | HARDWOOD PUMP ST: WM - POWER | 623401 | HARDWOOD PUMP ST: WM - POWER | 1,586.12 | 1,670.51 | 1,691.49 |
| 623403 | BOOSTER STAT: ENGLISH WDS-ELEC | | | 558.61 | 519.34 | 510.86 |
| 623421 | WHITE ROCK PUMP ST:BOW - POWER | 623421 | WHITE ROCK PUMP ST:BOW - POWER | 1,313.97 | 1,257.63 | 1,402.71 |
| 623428 | BOOSTER STAT:INDIAN RCK-ELECT | | | 347.91 | 441.74 | 464.49 |
| 623441 | ROLLING HILLS PUMP ST:PW -PWR | 623441 | ROLLING HILLS PUMP ST:PW -PWR | 72.99 | 92.34 | 46.05 |
| 623471 | GILCREAST BOOSTER STAT:LY-PWR | 623471 | GILCREAST BOOSTER STAT:LY-PWR | 52.29 | 46.19 | 46.63 |
| 623450 | BOOSTER STAT: PWDR HILL-ELEC | | | 1,318.03 | 1,484.80 | 1,560.85 |
| 623478 | BOOSTER STAT:FEDERAL HILL-ELEC | | | 789.32 | 940.11 | 791.69 |
| 623500 | BOOSTER STAT: PINE HILL-ELECT | | | 772.23 | 773.37 | 842.48 |
| 623501 | SPRINGWOOD HLS PUMP ST:WM -PWR | 623501 | SPRINGWOOD HLS PUMP ST:WM -PWR | 396.36 | 355.96 | 371.63 |
| 623550 | BOOSTER STAT: AUTUMN WDS-ELEC | | | 1,592.33 | 1,601.54 | 1,463.69 |
| 623551 | DARRAH BOOSTER STAT: LY- POWER | 623551 | DARRAH BOOSTER STAT: LY- POWER | 894.66 | 813.45 | 1,203.72 |
| 623621 | COLONIAL DR BOOSTER ST:LF-PWR | 623621 | COLONIAL DR BOOSTER ST:LF-PWR | 296.92 | 277.69 | 321.93 |
| 623651 | SOUTH RD BOOSTER STAT: LY -PWR | 623651 | SOUTH RD BOOSTER STAT: LY -PWR | 458.22 | 247.97 | 363.90 |
| 623653 | BOOSTER STAT:SOUHEGAN WDS-ELEC | | | 803.96 | 792.86 | 825.24 |
| 623671 | MEADOWVIEW PUMP STAT: PM - PWR | 623671 | MEADOWVIEW PUMP STAT: PM - PWR | 983.39 | 1,837.08 | 744.96 |
| 623672 | BOOSTER STAT: DONALD ST-ELEC | | | 1,457.64 | 1,492.17 | 1,749.44 |
| 623701 | NESENKEAG PUMP STAT: LY -POWER | 623701 | NESENKEAG PUMP STAT: LY -POWER | - | - | - |
| 623702 | BOOSTER STAT: ORCHARD-ELECTRIC | | | 601.50 | 585.65 | 624.95 |
| 623731 | WESCO BOOSTER STAT: HT - POWER | 623731 | WESCO BOOSTER STAT: HT - POWER | 703.93 | 867.99 | 785.76 |
| 623751 | BOOSTER STAT: SKY MEADOW-ELEC | | | 1,493.92 | 1,386.77 | 1,612.26 |
| 623751 | ATKINSON PUMP STAT: AN - POWER | 623751 | ATKINSON PUMP STAT: AN - POWER | 197.64 | 184.33 | 200.18 |
| 623772 | BOOSTER STAT: GREAT BAY - ELEC | | | 670.02 | 723.79 | 659.28 |
| 623801 | W&E BOOSTER STATION: WM -POWER | 623801 | W&E BOOSTER STATION: WM -POWER | 362.46 | 340.60 | 412.66 |

| | | | | | | | | |
|--------|--------------------------------|--------|--------------------------------|-----------------------------|--------------------------------|-----------|-----------|----------|
| 623805 | SPRUCE POND PUMP STA: WM - PWR | 623805 | SPRUCE POND PUMP STA: WM - PWR | | 1,194.03 | 1,135.26 | 1,238.20 | |
| 623810 | BOOSTER STAT: DUNSTABLE-ELEC | | | | 1,437.97 | 1,491.08 | 1,559.93 | |
| 623811 | LIBERTY TREE PUMP ST: RD-POWER | 623811 | LIBERTY TREE PUMP ST: RD-POWER | | 750.99 | 655.78 | 631.86 | |
| 623816 | GREEN HILLS PUMP ST: RD -POWER | 623816 | GREEN HILLS PUMP ST: RD -POWER | | - | - | - | |
| 623841 | MINISTERIAL HEIGHTS PS:LY -PWR | 623841 | MINISTERIAL HEIGHTS PS:LY -PWR | | 514.10 | 512.92 | 420.78 | |
| 623851 | BOOSTER STAT: KESSLER-ELECTRIC | | | | 261.55 | 265.96 | 340.02 | |
| 623851 | PINE HAVEN PUMP ST: LY - POWER | 623851 | PINE HAVEN PUMP ST: LY - POWER | | 174.56 | 127.25 | 90.33 | |
| 623861 | BOOSTER STAT: SHAKESPEAR -ELEC | | | | 585.85 | 591.41 | 711.31 | |
| 623882 | HARVEST VIL PUMP ST: LY -POWER | 623882 | HARVEST VIL PUMP ST: LY -POWER | | 445.83 | 417.11 | 463.68 | |
| 623892 | BOOSTER STAT: SWEET HILL-ELECT | | | | 517.22 | 508.81 | 560.12 | |
| 623961 | WILLIAMSBURG PUMP ST: PM-POWER | 623961 | WILLIAMSBURG PUMP ST: PM-POWER | | 2,141.43 | 1,952.09 | 1,073.82 | |
| 623962 | BOOSTER STAT: MILFORD ELECTRIC | | | | 1,133.37 | 1,336.76 | 1,180.92 | |
| 623971 | BOOSTER STAT: SOUHEGAN - ELEC | | | | 753.98 | 786.59 | 773.11 | |
| 623971 | AVERY PUMP ST: LY - POWER | 623971 | AVERY PUMP ST: LY - POWER | | - | - | - | |
| 623975 | BOOSTER STAT: PILGRIM HL-ELECT | | | | 237.13 | 246.50 | 265.02 | |
| 623976 | BOOSTER STAT:TARA HEIGHTS | | | | 861.90 | 884.58 | 945.74 | |
| 623981 | MAPLE HILLS PUMP ST: DY -POWER | 623981 | MAPLE HILLS PUMP ST: DY -POWER | | 524.48 | 705.71 | 844.72 | |
| 623990 | BOOSTER STAT: E STREET ELECT | | | | 230.01 | 335.73 | 295.31 | |
| 623991 | GAGE HILL PUMP ST: PM - POWER | 623991 | GAGE HILL PUMP ST: PM - POWER | | 659.14 | 327.18 | 166.67 | |
| 623993 | NORTHERN SHORES-TILTON: POWER | 623993 | NORTHERN SHORES-TILTON: POWER | | 428.14 | 479.51 | 387.88 | |
| 623994 | WINNISQUAM VILLAGE POWER | 623994 | WINNISQUAM VILLAGE POWER | | 466.05 | 461.93 | 505.39 | |
| 623995 | WOOD MEADOWS - POWER | 623995 | WOOD MEADOWS - POWER | | 817.99 | 863.23 | 1,042.26 | |
| 623996 | EAST DERRY PUMP ST: DY - POWER | 623996 | EAST DERRY PUMP ST: DY - POWER | | 314.84 | 287.67 | 359.90 | |
| 623997 | SKYVIEW ESTATES-PELHAM POWER | 623997 | SKYVIEW ESTATES-PELHAM POWER | | 1,395.09 | 867.27 | 509.20 | |
| 623998 | MACGREGOR CUT - POWER | 623998 | MACGREGOR CUT - POWER | | 463.69 | 542.32 | 565.33 | |
| 623999 | POWER PURCHASED: CONSULTING | | | | 165.00 | 165.00 | 165.00 | |
| 623999 | OPER LABOR: TREATMENT PLANT | 623999 | OPER LABOR: TREATMENT PLANT | | - | - | - | |
| 624100 | OPER LABOR: TREATMENT PLANT | | 624100 | OPER LABOR: TREATMENT PLANT | 39,397.54 | 33,354.84 | 32,464.57 | |
| 624100 | OPER EXP T PLANT: MAT & EXP | 624100 | OPER EXP T PLANT: MAT & EXP | | - | - | - | |
| 626100 | OPER EXP T PLANT: MAT & EXP | 626100 | OPER EXP T PLANT: MAT & EXP | 626100 | OPER EXP T PLANT: MAT & EXP | 805.06 | 1,449.65 | 1,384.61 |
| 626110 | OPER EXP T PLANT: GAS/OIL | | | 626110 | OPER EXP T PLANT: GAS/OIL | 6,658.54 | 7,860.98 | 6,145.65 |
| 626120 | OPER EXP T PLANT: PHONE | | | 626120 | OPER EXP T PLANT: PHONE | 793.69 | 893.75 | 893.75 |
| 626120 | OP EXP-SCADA&ALARM MSTR DIALER | 626120 | OP EXP-SCADA&ALARM MSTR DIALER | | 407.86 | - | - | |
| 626122 | OPER EXP T PLANT: HOUSEKEEPING | | | | 306.52 | - | 191.72 | |
| 626130 | OPER EXP WTP: SMALL TOOLS | | | | 644.53 | 4.49 | 153.82 | |
| 626200 | OPER EXP SNOW STA: MAT & EXP | | | | - | - | - | |
| 626300 | OPER EXP MERR RIVER: MAT & EXP | | | | - | - | - | |
| 631100 | MAINT STRUCT:T PLANT/D&M/SNOW | | | | 4,405.06 | 5,938.28 | 1,876.88 | |
| 631100 | MAINT STRUCT: BOOSTER STATION | 631100 | MAINT STRUCT: BOOSTER STATION | | 435.82 | 332.50 | - | |
| 631100 | MAINT STRUCT: TREATMENT PLANT | | | 631100 | MAINT STRUCT: TREATMENT PLANT | 146.97 | 647.76 | 80.00 |
| 631101 | MAINT STRUCT:COMM SYS/BOOSTERS | | | | 613.79 | 1,309.06 | 234.00 | |
| 631102 | MAINT OF STRUCT: CORE BOOSTERS | | | | - | 757.27 | - | |
| 631200 | MAINT STRUCT: SNOW STATION | | | | - | - | - | |
| 631500 | MAINT STRUCT: SRCE/SUPPLY | | | 631500 | MAINT STRUCT: SOURCE OF SUPPLY | 2,911.74 | 4,674.36 | 1,417.23 |
| 631500 | MAINT PUMP EQUIP: LABOR | 631500 | MAINT PUMP EQUIP: LABOR | | - | - | - | |

| | | | | | | |
|--------|--------------------------------|--------|--------------------------------|-------------------------------|-----------|-----------|
| 633100 | MAINT PUMP EQUIP:TREATMENT PLT | | | 5,445.30 | 1,757.40 | 915.80 |
| 633100 | MAINT PUMP EQUIP: MAT & EXP | 633100 | MAINT PUMP EQUIP: MAT & EXP | - | - | - |
| 633100 | MAINT PUMP EQU: HIGH LIFT ELC | | 633100 | MAINT PUMP EQU: HIGH LIFT ELC | - | - |
| 633105 | MAIN OF STRUCT:BOOSTER STATION | 633105 | MAIN OF STRUCT:BOOSTER STATION | - | 3,599.57 | 5,616.59 |
| 633106 | MAINT PUMP EQUIP: CORE SYSTEMS | | | 327.06 | 474.40 | 75.00 |
| 633110 | MAINT OF PUMP EQUIP: COMM SYS | | | 1,820.00 | 5,798.93 | 2,643.45 |
| 633140 | MAINT CORE BOOSTER STAT: PHONE | 633140 | MAINT BOOST ST: PHONE | - | - | - |
| 633150 | MAINT COMM BOOSTER STAT:PHONE | | | - | - | - |
| 633150 | MAINT BOOST ST:GAS/OIL/PROPANE | 633150 | MAINT BOOST ST:GAS/OIL/PROPANE | 5.60 | 123.21 | - |
| 633155 | MAIN COM BOOST ST:GAS/OIL/PROP | | | - | - | - |
| 633155 | BOOSTER STATION GENERAL MAINT | 633155 | BOOSTER STATION GENERAL MAINT | 2,337.40 | 3,196.48 | 4,852.54 |
| 633160 | MAINT CORE BOOST:GAS/OIL/PROP | | | 2,411.24 | 860.89 | 416.46 |
| 652300 | PWW-DUTY PAY (WTP) | | | 2,910.26 | 2,796.95 | 3,109.21 |
| 633198 | BOOST STAT GEN MAINT: COM SYS | | | 113.66 | - | 285.98 |
| 633199 | BOOSTER STATION GENERAL MAINT | | 633199 | BOOSTER STATION GENERAL MAINT | 14,268.18 | 16,595.51 |
| 633199 | W&E PUMP STA: WM | 633199 | W&E PUMP STA: WM | 53,310.10 | 57,419.74 | 58,655.28 |
| 633210 | W&E PUMP STA: WM - CHEMICALS | 633210 | W&E PUMP STA: WM - CHEMICALS | 2,154.76 | 2,168.01 | 2,450.00 |
| 633212 | W&E PUMP STA: WM - PROPANE | 633212 | W&E PUMP STA: WM - PROPANE | - | - | - |
| 633214 | HARDWOOD PUMP STA: WM | 633214 | HARDWOOD PUMP STA: WM | - | - | - |
| 633400 | HARVEST VLGE PUMP STA: LY | 633400 | HARVEST VLGE PUMP STA: LY | 900.00 | 900.00 | 900.00 |
| 633881 | AVERY PUMP STA: LY - TELEPHONE | 633881 | AVERY PUMP STA: LY - TELEPHONE | - | - | - |
| 633973 | CHLORINE: | 633973 | CHLORINE: | - | - | - |
| 641110 | CHLORINE: TREATMENT PLANT | | 641110 | CHLORINE: TREATMENT PLANT | 3,212.63 | 3,286.66 |
| 641110 | FERRIC CHLORIDE | 641110 | FERRIC CHLORIDE | 79.00 | 303.48 | 71.20 |
| 641111 | CHLORINE: COMMUNITY SYSTEMS | | | - | - | - |
| 641120 | FERRIC CHLORIDE | | | 23,723.24 | 21,113.14 | 24,187.29 |
| 641120 | CORROSION INHIBITOR | 641120 | CORROSION INHIBITOR | - | - | - |
| 641120 | ALUM. SULFATE/FERRIC CHLORIDE | | 641120 | ALUM. SULFATE/FERRIC CHLORIDE | - | 882.00 |
| 641130 | AMMONIUM SULFATE-COMM SYSTEMS | | | - | - | - |
| 641140 | POLYMERS | | 641140 | POLYMERS | 787.60 | 787.60 |
| 641150 | CARBON DIOXIDE: GAS - CORE | | | - | - | - |
| 641160 | CORROSION INHIBITOR | | 641160 | CORROSION INHIBITOR | 3,513.78 | 2,864.97 |
| 641160 | MISC TREATMENT CHEMICALS | 641160 | MISC TREATMENT CHEMICALS | - | 36.45 | 36.95 |
| 641161 | ZINC ORTHOPHOSPHATE-COMM SYS | | | - | - | - |
| 641165 | CHEMICALS: BON TERRAIN | | | - | - | - |
| 641170 | MISC TREATMENT CHEMICALS | | | 6,918.15 | - | - |
| 641170 | CARBON DIOXIDE | 641170 | CARBON DIOXIDE | - | - | - |
| 641180 | ARSENIC MEDIA REPLACEMENT | 641180 | ARSENIC MEDIA REPLACEMENT | - | - | - |
| 641190 | TKPP DRY | | | 420.84 | 1,442.88 | 1,586.56 |
| 641190 | LABORATORY EXPENSE | 641190 | LABORATORY EXPENSE | 9,224.20 | 8,148.63 | - |
| 641191 | ARSENIC MEDIA REPLACEMENT | | | - | - | - |
| 641201 | POLYPHOSPHATE: CORE | 641201 | POLYPHOSPHATE | 300.00 | 465.00 | 318.75 |
| 641203 | POTASSIUM PERMAGATE | 641203 | POT PERM | - | 274.76 | - |
| 641205 | SODIUM HYDROXIDE | 641205 | SODIUM HYDROXIDE | 19,017.75 | 12,277.30 | 15,104.13 |
| 641206 | SALT | 641206 | SALT | 4,036.00 | 1,903.50 | 2,118.92 |

| | | | | | | | | |
|--------|---|--------|---|--------|---|-------------------|-------------------|-----------|
| 641210 | SODIUM HEXAMETAPHOSPHATE | 641210 | SODIUM HEXAMETAPHOSPHATE | | - | - | - | |
| 641212 | POT ASH | 641212 | POT ASH | | 337.40 | 832.13 | 554.75 | |
| 641213 | SODA ASH | 641213 | SODA ASH | 641213 | SODA ASH | - | - | 961.25 |
| 641214 | W&E CHEMICALS | 641214 | W&E CHEMICALS | | - | - | - | |
| 641220 | POLYPHOSPHATE-COMM SYSTEMS | | | | - | - | - | |
| 641221 | POTASSIUM PERMAGATE-COMM SYS | | | | - | - | - | |
| 641222 | SODIUM HYDROXIDE-COMM SYSTEMS | | | | - | - | - | |
| 641223 | SALT - COMMUNITY SYSTEMS | | | | - | - | - | |
| 641225 | POT ASH - COMMUNITY SYSTEMS | | | | - | - | - | |
| 642100 | PURIFICATION LABOR | | | | 24,666.38 | 19,948.96 | 25,398.13 | |
| 642160 | MAINT PURIF EUIP: CAUSTIC | | | | - | - | - | |
| 642200 | LABORATORY EXPENSE | 642200 | LABORATORY EXPENSE | 642200 | LABORATORY EXPENSE | 2,398.46 | 8,031.32 | 8,147.37 |
| 642201 | LABORTORY EXP-COMMUNITY SYSTEM | | | | - | 1,012.88 | - | |
| 642205 | LAB EXPENSE:OUTSIDE TEST-CORE | 642205 | LAB EXPENSE: OUTSIDE TESTING | 642205 | LAB EXPENSE: OUTSIDE TESTING | 17,478.14 | 7,886.20 | 11,042.20 |
| 642210 | LAB EXP: OUTSIDE TEST-COMM SYS | | | | 4,670.20 | 873.68 | 1,625.40 | |
| 643000 | WTP - NON-UNION VEHICLES | | | | 829.68 | 176.73 | 2,595.51 | |
| 643001 | WTP - UNION TRUCKS | | | | 4,764.15 | 3,802.40 | 1,458.02 | |
| 643002 | WTP - FUEL PURCHASED | | | | 6,099.79 | 7,815.83 | 7,429.85 | |
| 643004 | TRANSPORTATION EXP:CREDITS WTP | | | | (21,048.50) | (24,249.75) | (31,226.00) | |
| 643005 | WTP-VEH REGISTRATION:NON-UNION | | | | - | - | - | |
| 643006 | WTP-VEH REGISTRATION: UNION | | | | 588.40 | 5,867.65 | (1,288.82) | |
| 643007 | WTP-VEH REGISTRAT: TRAILERS | | | | - | - | - | |
| 643008 | WTP: TRAILERS | | | | - | 560.50 | - | |
| 652100 | MAINT PURIF EQU: TREAT PLANT | | | | 113.82 | - | - | |
| 652200 | MAINT PROC EQU: TRT PLANT | | | 652200 | MAINT PROC EQU: TRT PLANT | 8,213.40 | 2,501.49 | 7,550.56 |
| 652201 | MAINT PROC EQ: TP SLUDGE REMOV | 652201 | MAINT PROC EQ:TP SLUDGE REMOVE | | 23,996.02 | 22,776.57 | 42,736.88 | |
| 652220 | MAINT OF PROC EQ: SCADA & OTHR | 652220 | MAINT PROC EQUIP:SCADA & OTHER | 652220 | MAINT PROC EQUIP: SCADA & OTHR | 5,579.16 | 4,423.74 | 3,587.51 |
| 652221 | MAINT PROC EQUIP:SCADA-COM SYS | | | | 1,089.60 | 978.25 | 510.19 | |
| 926610 | TRAINING EDUCATIONAL SEMINARS | | | | 905.52 | 4,315.42 | 5,729.74 | |
| 926700 | VAC,HOL, BOOT ALLOW-TRT PLT | | | | 15,991.31 | 24,120.18 | 12,357.38 | |
| | | | | | 610,370.51 | 582,759.43 | 603,305.93 | |
| | Transmission & Distribution Expenses | | Transmission & Distribution Expenses | | Transmission & Distribution Expenses | | | |
| 660000 | SUPERINTENDENCE: OPERATIONS | 660000 | SUPERINTENDENCE: OPERATIONS | 660000 | SUPERINTENDENCE: OPS-PAC | 26,286.18 | 23,187.83 | 26,993.32 |
| 660001 | BENEFITS: OPERATIONS MANAGER | 660001 | BENEFITS: OPERATIONS MANAGER | 660001 | BENEFITS: OPS-PAC | - | - | - |
| 660300 | OFFICE SALARIES & WAGES: OPS | | | | 18,911.00 | 16,615.99 | 19,515.12 | |
| 662003 | MISC GEN EXPENSE/OPERATIONS | 662003 | MISC GENERAL EXP: OPERATIONS | 662003 | MISC GEN EXPENSE/OPERATIONS | 6,584.20 | 9,713.45 | 7,207.89 |
| 662004 | MISC T&D MATERIALS & SUPPLIES | 662004 | MISC: T&D MATERIAL & SUPPLY | 662004 | MISC T&D MATERIALS & SUPPLIES | 226.12 | 459.34 | - |
| 662005 | MISC GEN EXP: OPS DOT PHYSICAL | | | | 753.48 | 491.00 | 305.25 | |
| 662006 | TRAINING UNION | | | | 1,172.68 | 5,873.42 | 12,874.93 | |
| 662100 | DUTY PAY | | | 662100 | DUTY PAY | - | - | - |
| 663100 | METER OPERATING LABOR & EXP | 663100 | METER OPERATING LABOR & EXP | 663100 | METER OPERATING LABOR & EXP | 15,641.10 | 20,569.15 | 21,895.65 |
| 663101 | MOLE: METER REMOVAL | 663101 | MOLE: METER REMOVAL | 663101 | MOLE: METER REMOVAL | 919.79 | 112.35 | 1,713.47 |
| 663102 | MOLE: DPAC | | | | - | - | - | |
| 663200 | METER OPER LABOR & EXP-COM SYS | | | | - | - | - | |
| 663201 | MOLE:METER REMOVAL-COMM SYSTEM | | | | - | - | - | |

| | | | | | | | | |
|--------|--------------------------------|--------|---------------------------------------|--------|--------------------------------|-------------|-------------|-------------|
| 664200 | OTHER EXPENSE ON CUST PREMISIS | 664200 | OTHER EXPENSE ON CUST PREMISIS | 664200 | OTHER EXPENSE ON CUST PREMISIS | 1,779.07 | 1,849.51 | 1,882.25 |
| 664201 | OTHER EXP ON CUST PREM-COM SYS | | | | | - | - | - |
| 665000 | STORES EXPENSE | | | | | 3,423.75 | 4,839.15 | 4,993.95 |
| 665087 | TRANS/EXP CONST/MAINT VEH #87 | | | | | - | - | - |
| 665100 | SMALL TOOLS EXPENSE | 665100 | SMALL TOOL EXPENSE: NC | 665100 | SMALL TOOLS EXPENSE | 939.51 | 1,402.82 | 644.39 |
| 665101 | OPS - UNION TRUCKS | | | | | 4,785.10 | 4,300.79 | 16,980.00 |
| 665102 | OPS - NON-UNION VEHICLES | | | | | - | - | - |
| 665103 | OPS - BOOM TRUCK | | | | | - | - | - |
| 665104 | OPS - BACKHOES | | | | | 1,765.17 | 859.88 | 3,246.48 |
| 665105 | OPS - DUMP TRUCKS | | | | | 1,417.17 | 2,253.55 | 3,230.48 |
| 665106 | NORTH COUNTRY - UNION TRUCKS | | | | | - | - | - |
| 665107 | NORTH COUNTRY - NON-UNION VEH | | | | | - | - | - |
| 665108 | OPS - TRAILERS | | | | | 104.43 | 2,709.42 | 407.69 |
| 665110 | OPS-VEH REGISTRAT:NON-UNION VE | | | | | - | - | - |
| 665111 | OPS-VEH REGISTRAT:UNION TRUCKS | | | | | - | - | - |
| 665112 | OPS-VEH REGISTRAT: BOOM TRUCK | | | | | - | - | - |
| 665113 | OPS-VEH REGISTRAT: BACKHOES | | | | | - | - | - |
| 665114 | OPS-VEH REGISTRAT: DUMP TRUCKS | | | | | - | - | - |
| 665115 | OPS-VEH REGISTRAT:NC-NON-UNION | | | | | - | - | - |
| 665116 | OPS-VEH REGISTRAT: NC-UNION | | | | | - | - | - |
| 665117 | OPS-VEH REGISTRAT: TRAILERS | | | | | (454.00) | - | - |
| 665118 | OPS-VEH REGISTRATION:COMPRESS | | | | | - | - | - |
| 665119 | OPS: REGISTRATION-NC TRAILERS | | | | | - | - | - |
| 665200 | TRANS/EXP PAC MAINT VEH #200 | | | | | - | - | - |
| 665201 | TRANS/EXP PAC VEHCILE #201 | | | | | - | - | - |
| 665250 | TRANS/EXP: MISCELLANEOUS | 665250 | TRANS/EXP: MISCELLANEOUS | 665250 | TRANS/EXP: MISCELLANEOUS | 10,951.92 | 11,510.49 | 1,586.44 |
| 665400 | FUEL PURCHASED: GAS/DIESEL | 665400 | GASOLINE | 665400 | GASOLINE | 6,524.54 | 10,428.80 | 8,293.60 |
| 665410 | MOTOR OIL | | | | | - | - | - |
| 665480 | VACTOR MACHINE | | | | | - | - | - |
| 665500 | COMPRESSOR EXPENSE | | | | | - | - | (212.88) |
| 665700 | TRANS/EXP: CREDITS | | | | | - | - | - |
| 665701 | TRANS/EXP TRUCK (CREDIT) | | | | | (29,698.00) | (41,648.25) | (39,609.50) |
| 665702 | TRANS/EXP BACKHOE (CREDIT) | | | | | (2,525.25) | (5,050.50) | (3,366.75) |
| 665703 | TRANS/EXP COMPRESSOR (CREDIT) | | | | | - | (342.00) | (598.50) |
| 665999 | INVENTORY ADJUSTMENT | | | | | - | - | - |
| 662007 | EMPLOYEE RELATIONS | | | | | 772.63 | 532.61 | 1,134.82 |
| 673001 | MAINT MAINS: REPAIRS | 673001 | MAINT MAINS: REPAIRS | 673001 | MAINT MAINS: REPAIRS | 31,048.37 | 49,215.26 | 3,843.47 |
| 673002 | MAINT MAINS: GATE PROGRAM | 673002 | MAINT MAINS: GATE PROGRAM | 673002 | MAINT MAINS: GATE PROGRAM | 19,123.75 | 13,839.85 | 27,105.56 |
| 673003 | MAINT MAINS: FLUSHING LN | 673003 | MAINT MAINS: FLUSHING | 673003 | MAINT MAINS: FLUSHING LN | 1,925.03 | 2,727.21 | 17,348.51 |
| 673004 | MAINT GATES: INSPECTION | 673004 | MAINT GATES: INSPECTION | 673004 | MAINT GATES: INSPECTION: PAC | 5,726.15 | 12,847.19 | 33,201.10 |
| 673005 | MAINT GATES: INSPECTION | 673005 | MAINT MAINS: WESCO MASTER METER VAULT | | | 76.09 | 145.05 | 143.84 |
| 673010 | MAINT MAINS:REPAIRS-COMM SYS | | | | | - | - | - |
| 673012 | MAINT MAINS:GATE PROG-COMM SYS | | | | | - | - | - |
| 673013 | MAINT MAINS:FLUSHING-COMM SYS | | | | | - | - | - |
| 673111 | UNION LABOR: CLEARING | | | | | 31,183.22 | (18,394.09) | 2,846.48 |

| | | | | | | | | |
|--------|--|--------|--|--------|--|-------------------|-------------------|-------------------|
| 673140 | MAINT GATES-INSPECTIONS-COMSYS | | | | | - | - | - |
| 673222 | CONTRACTOR: CLEARING | | | | | 12,075.47 | (9,615.69) | 11,819.57 |
| 673900 | MAINT OF MAINS: W HOLLIS PRV | | | | | 16.21 | 16.21 | 16.21 |
| 675000 | MAINTENANCE: SERVICES | 675000 | MAINTENANCE: SERVICES | 675000 | MAINTENANCE: SERVICES | 39,236.95 | 64,666.12 | 42,508.67 |
| 675001 | MAINT: SERVICES - COMM SYSTEMS | | | | | - | - | - |
| 676000 | MAINTENANCE: METERS | 676000 | MAINTENANCE: METERS | 676000 | MAINTENANCE: METERS | 1,362.28 | 1,607.49 | 1,816.80 |
| 676001 | MAINT: METERS - COMM SYSTEMS | | | | | - | - | - |
| 677000 | MAINTENANCE: HYDRANTS | 677000 | MAINTENANCE: HYDRANTS | | | - | - | - |
| 677001 | MAINTENANCE: HYDRANTS-REPAIRS | 677001 | MAINTENANCE: HYDRANTS-REPAIRS | 677001 | MAINTENANCE: HYDRANTS-REPAIRS | 9,118.68 | 31,090.08 | 9,587.28 |
| 677002 | MAINTENANCE: HYDRANTS-PAINTING | 677002 | MAINTENANCE: HYDRANTS-PAINTING | 677002 | MAINTENANCE: HYDRANTS-PAINTING | - | - | - |
| 677003 | MAINTENANCE: HYDRANTS-INSPECTN | 677003 | MAINTENANCE: HYDRANTS-INSPECTN | 677003 | MAINTENANCE: HYDRANTS-INSPECTN | 14,134.36 | 8,249.51 | 300.50 |
| 677011 | MAINT: HYDRANTS-COMM SYSTEMS | | | | | - | - | - |
| 677012 | MAINT HYDRANTS:PAINT-COMM SYS | | | | | - | - | - |
| 662100 | PWW-DUTY PAY (WTP) | | | | | 3,469.35 | 3,391.90 | 3,478.03 |
| 677013 | MAINT HYDRANTS:INSPECT-COM SYS | | | | | - | - | - |
| 678000 | MONITOR CONTRACTORS MARKING | 678000 | MONITOR CONTRACTORS MARKING | 678000 | MONITOR CONTRACTORS MARKING | 11,471.81 | 14,238.42 | 19,662.74 |
| 678001 | MONITOR CONTR MARKING-COMM SYS | | | | | - | - | - |
| 678950 | MAINT: MISC GENERAL EQUIPMENT | | | | | 963.15 | 1,083.28 | 159.77 |
| 921200 | RENTAL EXP PARKING: WILL ST | | | | | - | - | - |
| 921300 | OFFICE SUPPLY & EXP- WILL ST | | | | | 1,788.08 | 1,838.20 | 2,432.88 |
| 921310 | OFFICE EXPENSE: WILL ST-GAS | | | | | 2,793.37 | 2,856.44 | 775.15 |
| 921320 | OFFICE EXPENSE: WILL ST-ELECT | | | | | 3,367.42 | 3,941.28 | 3,379.38 |
| 921330 | OFFICE EXPENSE: WILL ST-PHONE | | | | | 3,528.94 | 2,263.33 | 2,296.44 |
| 926002 | EMP BENEFIT-BOOTS,VAC,HOL-OPS | | | | | 37,436.21 | 34,611.51 | 26,618.62 |
| 950120 | MAINTENANCE: GARAGE | | | | | 6,942.20 | 14,951.44 | 13,138.51 |
| 950130 | MAINTENANCE: METER SHOP | | | | | - | - | - |
| | | | | | | 307,067.68 | 306,238.79 | 311,597.61 |
| | Engineering Expense | | | | | | (425.76) | 312,023.37 |
| 660001 | ENGINEERING VEHICLES | | | | | 4,205.47 | 1,164.91 | 180.75 |
| 660002 | ENGINEERING - FUEL PURCHASED | | | | | 1,045.44 | 1,113.71 | 1,187.50 |
| 660003 | ENGINEERING-VEH REGISTRATION | | | | | - | - | - |
| 660200 | SALARIES & WAGES - ENGINEERING | | | | | 124,673.08 | 109,661.17 | 123,672.76 |
| 922000 | MISC EXP: TRNSF-CR (OVERHEAD) | | | | | (36,520.77) | (32,163.36) | (49,060.90) |
| 662001 | ENGINEERING DEPT: EXPENSE | | | | | 1,956.35 | 506.92 | 137.86 |
| | | | | | | 95,359.57 | 80,283.35 | 76,117.97 |
| | Customer Accounts & Collection Expenses | | Customer Accounts & Collection Expenses | | Customer Accounts & Collection Expenses | | | |
| 902000 | CUSTOMER ORDS: COLLECTIONS | 902000 | CUSTOMER ORDS: COLLECTIONS | 902000 | CUSTOMER ORDS: COLLECTIONS | - | - | - |
| 903000 | CUSTOMER ORDS: COLLECTIONS | 903000 | CUSTOMER ORDS: COLLECTIONS | 903000 | CUSTOMER ORDS: COLLECTIONS | - | - | - |
| 902001 | METER READING | 902001 | METER READING | 902001 | METER READING | 5,191.98 | 5,569.62 | 3,918.23 |
| 902002 | WATER BAN: COMMUNITY SYSTEMS | | | | | - | - | - |
| 902003 | EMPLOY BENEF-BOOTS/VACA/HOL-CS | | | | | - | - | - |
| 902004 | SICK - CUST SERVICE - UNION | | | | | - | - | - |
| 903004 | SICK - CUST SERVICE - UNION | | | | | - | - | - |
| 902010 | CUST ORDS:COLLECTIONS-COM SYS | | | | | - | - | - |
| 902011 | METER READING: COMM SYSTEMS | | | | | - | - | - |

| | | | | | | | | |
|--------|---|--------|---|--------|---|-------------------|-------------------|-------------------|
| 902096 | METER READING-EXCEPT: COMM SYS | | | | | - | - | - |
| 902097 | METER READING-TRANSF: COMM SYS | | | | | - | - | - |
| 902098 | METER READING: TRANSFERS | 902098 | METER READING: TRANSFERS | 902098 | METER READING: TRANSFERS | 4,699.95 | 3,441.04 | 5,332.21 |
| 902099 | METER READING: EXCEPTIONS | 902099 | METER READING: EXCEPTIONS | 902099 | METER READING: EXCEPTIONS | 3,646.82 | 1,057.36 | 1,697.95 |
| 902100 | BILLING & ACCOUNTING | 902100 | BILLING & ACCOUNTING | 902100 | BILLING & ACCOUNTING | - | - | - |
| 903100 | BILLING & ACCOUNTING | 903100 | BILLING & ACCOUNTING | 903100 | BILLING & ACCOUNTING | 31,084.49 | 34,189.78 | 12,880.19 |
| 921140 | COURIER & EXPRESS MAIL EXPENSE | | | | | - | - | - |
| 930200 | PUBLIC RELATIONS | 930200 | PUBLIC RELATIONS | 930200 | PUBLIC RELATIONS | - | 73.95 | 5,412.37 |
| 902400 | WATER BAN | 902400 | WATER BAN | | | - | - | - |
| 920001 | WAGES: REVENUE & CUSTOMER OPER | | | | | 102,372.14 | 88,908.74 | 100,829.03 |
| 903003 | EMPLOYEE BENEFITS:BOOTS/VACATION | | | | | - | - | - |
| 904000 | UNCOLLECTABLE ACCOUNTS | 904000 | UNCOLLECTABLE ACCOUNTS | 904000 | UNCOLLECTABLE ACCOUNTS | 6,135.84 | 790.33 | 5,456.72 |
| | | | | | | 153,131.22 | 134,030.82 | 135,526.70 |
| | Administrative and General Expense | | Administrative and General Expense | | Administrative and General Expense | | | |
| 920000 | SALARIES & WAGES - ADMIN | | | | | 17,565.06 | 14,853.16 | 18,757.98 |
| 920001 | WAGES: REVENUE & CUSTOMER OPER | | | | | - | - | - |
| 920002 | SALARIES & WAGES: ACCOUNTING | | | | | 62,628.55 | 55,788.12 | 65,988.71 |
| 920003 | SALARIES & WAGES: IS | | | | | - | - | - |
| 920004 | SALARIES & WAGES: PWS | | | | | 8,812.74 | 7,869.53 | 9,125.87 |
| 920005 | SALARIES & WAGES: PWS ADMIN | | | | | - | - | - |
| 920100 | OFFICERS SALARIES & WAGES | | | | | 47,645.88 | 42,177.98 | 43,407.87 |
| 920200 | OFFICER'S SALARIES TRXF OUT | | | | | - | - | - |
| 921000 | OFFICE SUPPLIES & EXPENSE | 921000 | OFFICE SUPPLIES & EXPENSE | 921000 | OFFICE SUPPLIES & EXPENSE | 3,922.33 | 1,472.00 | 1,356.84 |
| 921001 | TRANS/EXP MAIN OFFICE - VEH #1 | | | | | - | - | - |
| 921002 | SENIOR MANAGEMENT VEHICLES | | | | | 25.25 | 1,660.89 | 25.25 |
| 921003 | SENIOR MGMT - FUEL PURCHASED | | | | | 141.45 | 191.52 | 106.65 |
| 921004 | SENIOR MGMT-VEH REGISTRATION | | | | | - | - | - |
| 921130 | OFFICE EQUIP: RENTAL/LEASE EXP | | | | | 5,029.40 | 3,688.71 | 4,520.78 |
| 921131 | VEHICLE LEASES | | | | | - | - | - |
| 921133 | IT VEHICLE EXPENSE-FUEL | | | | | - | - | - |
| 921134 | IT VEHICLE EXPENSE-REGISTRATION | | | | | - | - | - |
| 921132 | IT VEHICLE EXPENSE | | | | | - | - | - |
| 921140 | COURIER & EXPRESS MAIL EXPENSE | | | | | - | - | - |
| 921150 | RENTAL EXPENSE: HECOP III | | | | | 27,500.00 | 27,500.00 | 27,500.00 |
| 921160 | OFFICE EXP: MANCHESTR ST-PHONE | 921160 | OFFICE SUP & EXP: PHONE-NC | 921160 | OFFICE SUPPLIES & EXP: PHONE | 124.91 | 134.38 | 134.38 |
| 921170 | OFFICE EXPENSE: MANCH ST ELECT | | | | | - | - | - |
| 921180 | OFFICE EXPENSE: NASHUA ELECTRIC | | | | | 4,608.40 | 3,786.88 | 3,909.07 |
| 921190 | OFFICE EXPENSE: NASHUA OTHER UTIL | | | | | 2,247.46 | 2,634.49 | 2,173.94 |
| 922000 | MISC EXP: TRNSF-CR (OVERHEAD) | | | | | (70.06) | (1,563.45) | (1,208.18) |
| 922200 | LABOR: OVERHEAD | | | | | (60,925.36) | (70,105.18) | (91,749.21) |
| 923000 | OUTSIDE SERVICES | 923000 | OUTSIDE SERVICES | 923000 | OUTSIDE SERVICES | 23,915.08 | 26,053.33 | 28,002.62 |
| 924000 | INSURANCE EXPENSE | 924000 | INSURANCE EXPENSE | 924000 | INSURANCE EXPENSE | 63,593.52 | 65,628.00 | (31,431.50) |
| 926001 | OFFICER'S LIFE INSURANCE | | | | | 525.21 | 560.19 | 542.73 |
| 926100 | SICKNESS & FUNERAL PAY | | | | | - | - | - |
| 926200 | PENSION- DB PLAN | | | | | 165,840.08 | 165,840.08 | 165,840.08 |

| | | | | | | | | |
|--------------------|-----------------------------------|--------|--------------------------------|--------|--------------------------------|-------------------|-------------------|-------------------|
| 926250 | GROUP PENSION: 401K | | | | | 27,743.92 | 22,217.67 | 21,670.69 |
| 926255 | EARLY RETIREE HEALTH EXPENSE | | | | | - | - | - |
| 926260 | POST-65 RETIREMENT HEALTH EXP | | | | | 35,791.17 | 35,791.17 | 42,742.91 |
| 926300 | EMPLOYEE SERVICE AWARDS | | | | | - | - | - |
| 926400 | GROUP HEALTH INSURANCE | | | | | 183,756.48 | 160,533.35 | 147,236.01 |
| 926401 | HEALTH INSURANCE:OPT OUT | | | | | - | - | - |
| 926410 | GROUP DENTAL | | | | | 19,385.07 | 19,427.61 | 18,356.71 |
| 926420 | GROUP LIFE/DISABILITY INSURANC | | | | | 3,286.00 | 3,286.80 | 3,246.93 |
| 926440 | EMPLOYEE BENEFITS/ SECTION 125 | | | | | - | - | - |
| 926500 | MISC EMPLOYEE BENEFITS | | | | | 538.91 | 224.25 | (4,385.16) |
| 926501 | MISC EMPLOYEE BENEFITS-WELLNESS | | | | | - | - | - |
| 926502 | MISC EMPLOYEE BENEFITS-ACTIVITIES | | | | | 819.50 | - | - |
| 926503 | MISC EMPLOYEE BENEFITS-SAFETY | | | | | 346.44 | 243.00 | - |
| 926505 | EMPLOYEE RELATIONS | | | | | - | - | - |
| 926600 | TUITION REIMBURSEMENTS | | | | | 102.00 | - | - |
| 926610 | TRAINING EDUCATIONAL SEMINARS | | | | | 428.92 | 7,251.27 | 3,868.58 |
| 926801 | SUP BEN: SUP EXE RETIRE PLAN | | | | | - | - | 7,418.00 |
| 928000 | REGULATORY COMMISSION EXPENSE | 928000 | REGULATORY COMMISSION EXPENSE | 928000 | REGULATORY COMMISSION EXPENSE | 13,861.66 | 30,393.32 | 0.01 |
| 930100 | MEETINGS & CONVENTIONS | | | 930100 | MEETING CONVENTION/MEMBSP FEES | 250.00 | - | 4,325.00 |
| 930101 | MEMBERSHIPS | | | | | 1,270.99 | 4,694.95 | 2,092.37 |
| 930102 | LICENSING FEES | 930102 | LICENSING FEES | 930102 | LICENSING FEES | 2,150.84 | 2,132.84 | 2,030.84 |
| 930200 | PUBLIC RELATIONS | 930200 | PUBLIC RELATIONS | 930200 | PUBLIC RELATIONS | - | 2,930.70 | 1,050.94 |
| 930300 | MEALS | 930300 | MEALS | 930300 | MEALS | - | - | - |
| 930400 | MISCELLANEOUS GENERAL EXPENSE | 930400 | MISCELLANEOUS GENERAL EXPENSE | 930400 | MISCELLANEOUS GENERAL EXPENSE | 175.03 | - | 1,760.13 |
| 930401 | MISC GEN EXP:UNREALIZED ACQUIS | 930401 | MISC GEN EXP:UNREALIZED ACQUIS | | | - | - | - |
| 930405 | MISC GEN EXP: RECRUITMENT FEES | | | | | - | 665.75 | 204.00 |
| 930410 | CHARITABLE CONTRIBUTIONS | 930410 | CHARITABLE CONTRIBUTIONS | 930410 | CHARITABLE CONTRIBUTIONS | - | - | - |
| 950100 | MAINTENANCE: OFFICE PROPERTY | | | | | 100.00 | - | - |
| 950110 | MAINTENANCE: MANCHESTER STREET | | | | | 6,366.85 | 8,664.58 | 2,486.65 |
| 950200 | MAINT: OFFICE FURNT & EQUIP | | | 950200 | MAINT: OFFICE FURNT & EQUIP | - | - | - |
| 950300 | MAINT: COMMUNICATION EQUIP | | | | | - | - | - |
| 950400 | MAINT: MISC GENERAL EQUIP | | | 950400 | MAINT: MISC GENERAL EQUIP | - | - | - |
| 950500 | MAINT: COMPUTER EQUIPMENT | 950500 | MAINTENANCE:COMPUTER EQUIPMENT | 950500 | MAINT COMPUTER EQUIP: PAC | - | - | - |
| | | | | | | 669,503.68 | 646,627.89 | 501,108.49 |
| IS Expenses | | | | | | | | |
| 920003 | SALARIES & WAGES: IS | | | | | 48,533.74 | 42,330.05 | 48,875.49 |
| 922000 | MISC EXP: TRNSF-CR (OVERHEAD) | | | | | (20,076.36) | (8,145.30) | - |
| 921000 | OFFICE SUPPLIES & EXPENSE | | | | | - | 45.26 | 202.96 |
| 921132 | IT VEHICLE EXPENSE | | | | | - | - | - |
| 921133 | IT VEHICLE EXPENSE-FUEL | | | | | - | - | - |
| 921134 | IT VEHICLE EXPENSE-REGISTRATION | | | | | - | - | - |
| 921160 | OFFICE EXP: MANCHESTR ST-PHONE | | | | | 1,491.51 | 1,535.69 | 1,586.91 |
| 950300 | MAINT: COMMUNICATION EQUIP | | | | | 3,753.52 | 4,191.21 | 2,607.92 |
| 950500 | MAINT: COMPUTER EQUIPMENT | | | | | 54,624.34 | 51,738.20 | 53,575.33 |
| | | | | | | 88,326.75 | 91,695.11 | 106,848.61 |

| <u>Inter Div Management Fee</u> | | <u>Inter Div Management Fee</u> | | <u>Inter Div Management Fee</u> | | | | |
|------------------------------------|--------------------------------|------------------------------------|--------------------------------|------------------------------------|--------------------------------|---------------------|---------------------|---------------------|
| 930500 | INTERCOMPANY MGMT FEE: PCP | 930500 | INTERCOMPANY MGMT FEE: PCP | 930500 | MAINT COMPUTER EQUIP: PAC | 22,841.00 | 23,636.00 | 32,229.00 |
| 930510 | INTCO MGMT FEE:TSC/PWS/PAC/PEU | 930510 | INTERCO MGMT FEE: PWW | 930510 | MAINT COMPUTER EQUIP: PAC | (89,350.00) | (68,572.00) | (80,705.00) |
| 930520 | INTERCO MGT:INSIDE GEN COUNSEL | 930520 | INTERCO MGT:INSIDE GEN COUNSEL | 930520 | MAINT COMPUTER EQUIP: PAC | - | - | - |
| | | | | | | (66,509.00) | (44,936.00) | (48,476.00) |
| Total Operating Expenses | | Total Operating Expenses | | Total Operating Expenses | | 1,857,250.41 | 1,796,699.39 | 1,686,029.31 |
| | | | | | | - | 1,857,250.41 | 1,796,699.39 |
| | | | | | | | | 1,686,455.07 |
| <u>Depreciation Expense</u> | | <u>Depreciation Expense</u> | | <u>Depreciation Expense</u> | | | | |
| 403000 | DEPRECIATION EXPENSE | 403000 | DEPRECIATION EXPENSE | 403000 | DEPRECIATION EXPENSE: PAC | 669,478.88 | 669,345.69 | 670,351.33 |
| 406100 | AMORT OF BON TERRAIN ACQ ADJ | 406100 | AMORT OF ACQUISTION ADJUSTMENT | | | (849.62) | (849.62) | (849.62) |
| 406100 | AMORT OF ACQUISTION ADJUSTMENT | | | | | (14,165.41) | (14,165.41) | (14,165.40) |
| 406101 | AMORT OF SOUHEGAN WDS ACQ ADJ | | | | | (1,402.51) | (1,402.51) | (1,402.52) |
| 406101 | AMORT OF WESCO ACQ ADJ | 406101 | AMORT OF WESCO ACQ ADJ | | | (9.59) | (9.59) | (9.59) |
| 406102 | AMORT OF CASTLE REACH ACQ ADJ | 406102 | AMORT OF CASTLE REACH ACQ ADJ | | | (474.65) | (474.65) | (474.65) |
| 406103 | AMORT OF WHITE ROCK ACQ ADJ | 406103 | AMORT OF WHITE ROCK ACQ ADJ | | | (529.59) | (529.60) | (529.59) |
| 406104 | AMORT OF LAMPLIGHTER ACQ ADJ | 406104 | AMORT OF LAMPLIGHTER ACQ ADJ | | | (471.32) | (471.33) | (471.32) |
| 406105 | AMORT FLETCHERS CORNER ACQ ADJ | 406105 | AMORT FLETCHERS CORNER ACQ ADJ | | | (548.34) | (548.34) | (548.34) |
| | | | | | | 651,027.85 | 650,894.64 | 651,900.30 |
| <u>Amortization Expense: CIAC</u> | | <u>Amortization Expense: CIAC</u> | | <u>Amortization Expense: CIAC</u> | | | | |
| 405300 | AMORTIZATION EXPENSE: CIAC | 405300 | AMORTIZATION EXPENSE: CIAC | 405300 | AMORTIZATION EXPENSE: CIAC | (112,592.26) | (112,872.23) | (112,510.54) |
| | | | | | | (112,592.26) | (112,872.23) | (112,510.54) |
| <u>Amortization Expense</u> | | <u>Amortization Expense</u> | | <u>Amortization Expense</u> | | | | |
| 407320 | AMORT EXP - DEFERRED CHARGES | 407320 | AMORT EXP - DEFERRED CHARGES | 407320 | AMORT EXP - DEFERRED CHARGES | 17,913.11 | 17,913.01 | 17,913.36 |
| 407100 | AMORT: ACQUISITION PREMIUM | 407100 | AMORT: ACQUISITION PREMIUM | 407100 | AMORT: ACQUISITION PREMIUM | 182,150.37 | 187,333.28 | 187,333.27 |
| | | | | | | 200,063.48 | 205,246.29 | 205,246.63 |
| 414000 | GAIN FROM ARRA LOAN FORGIVNESS | | | | | (5,273.67) | (5,273.67) | (5,273.67) |
| 414100 | GAIN ON DISP/UTIL PROP-PAPP ND | | | | | - | - | - |
| 921161 | RENT EXP-HECOP III FITUP ALLOW | | | | | - | - | - |
| <u>Taxes Other than Income Tax</u> | | <u>Taxes Other than Income Tax</u> | | <u>Taxes Other than Income Tax</u> | | | | |
| 408110 | LOCAL PROPERTY TAXES | 408110 | LOCAL PROPERTY TAXES | 408110 | LOCAL PROPERTY TAXES | 516,564.05 | 516,555.73 | 515,913.07 |
| 408120 | MEDICARE TAX EXPENSE | | | | | 10,934.72 | 10,652.25 | 8,886.79 |
| 408121 | FICA TAX EXPENSE | | | | | 47,588.71 | 41,236.99 | 50,138.78 |
| 408122 | FUTA TAX EXPENSE | | | | | 4,596.73 | 702.39 | 60.63 |
| 408123 | SUTA TAX EXPENSE - NH | | | | | 17,290.89 | 10,940.31 | 4,323.18 |
| 408125 | SUTA TAX EXPENSE - MASS | | | | | 693.10 | 473.87 | 33.44 |
| 408130 | NH BET TAXES | 408130 | NH BET TAXES | | | - | - | - |
| 408130 | OTHER TAXES | | | 408130 | OTHER TAXES | - | - | - |
| 408126 | EXCISE TAXES | | | | | - | - | - |
| 414000 | GAIN FROM FORGIVENESS SRF DEBT | 414000 | GAIN FROM FORGIVENESS SRF DEBT | 414000 | GAIN FROM FORGIVENESS SRF DEBT | (2,178.23) | (2,178.23) | (2,178.23) |
| | | | | | | (119.19) | | |
| | | | | | | 595,489.97 | 578,383.31 | 577,177.66 |
| <u>Income Tax</u> | | <u>Income Tax</u> | | <u>Income Tax</u> | | | | |
| 409102 | PROV/FED INC TAX/CURRENT | 409102 | PROV/FED INC TAX/CURRENT | 409102 | PROV/FED INC TAX/CURRENT | 595,609.16 | 578,502.50 | 577,296.85 |
| | | | | | | (107,966.01) | (13,944.51) | (22,955.94) |

| | | | | | | | | |
|--------|---|--------|---|--------|------------------------------------|---------------------|---------------------|---------------------|
| 409113 | PROVS FOR NH BUS PRFTS TAX CUR | 409113 | PROVS FOR NH BUS PRFTS TAX CUR | 409113 | PROVS FOR NH BUS PRFTS TAX CUR | (42,890.06) | (5,539.53) | (9,119.38) |
| 409120 | MASS EXERCISE TAX | | | | | - | - | - |
| 410102 | PROV/FED INC TAX/DEFERRED | 410102 | PROV FEDL INCOME TAX DEFERRED | 410102 | PROV FEDL INCOME TAX DEFERRED | - | - | - |
| 410113 | PROV NH INCOME TAX DEFERRED | 410113 | PROV NH INCOME TAX DEFERRED | 410113 | PROV NH INCOME TAX DEFERRED | - | - | - |
| 410120 | PROV MA INCOME TAX DEFERRED | | | | | - | - | - |
| 411000 | AMORT OF REGULATORY LIABILITY | | | | | - | - | - |
| 412000 | INVESTMENT TAX CREDITS | | | | | (2,753.00) | (2,753.00) | (2,753.00) |
| | | | | | | (153,609.07) | (22,237.04) | (34,828.32) |
| | Total Operating Deducts | | Total Operating Deducts | | Total Operating Deducts | 3,032,356.71 | 3,090,840.69 | 2,967,741.37 |
| | | | | | | 3,032,356.71 | 3,090,840.69 | 2,968,167.13 |
| | Net Operating Income | | Net Operating Income | | Net Operating Income | 57,934.20 | 50,305.05 | 409,526.22 |
| | Non-Operating Revenue Deductions | | Non-Operating Revenue Deductions | | | | | |
| 421000 | MISC NON-UTILITY INCOME | 421000 | MISC NON-OPERATING INCOME(EXP) | 421000 | MISC NON-OPERATING INCOME(EXP) | 624.80 | 3,650.00 | 3,243.00 |
| 426000 | NON-OPERATING REVENUE DEDUCTS | | | | | - | - | - |
| 426000 | MISC NONUTILITY EXPENSES | | | 426000 | MISC NONUTILITY EXPENSES | - | - | - |
| 426001 | MISCELLANEOUS NON-UTILITY EXP | 426001 | MISCELLANEOUS NON-UTILITY EXP | | | - | - | - |
| | Other Income | | | | Other Income | 624.80 | 3,650.00 | 3,243.00 |
| 420000 | AFUDC-INTEREST(DEBT) COMPONENT | 420000 | AFUDC-INTEREST(DEBT) COMPONENT | 420000 | AFDUC-INT(DEBT) COMPONENT-PAC | - | - | - |
| 420100 | AFUDC - EQUITY COMPONENT | 420100 | AFUDC - EQUITY COMPONENT | 420100 | AFUDC - EQUITY COMPONENT - PAC | - | - | - |
| | | | | | | - | - | - |
| | Interest Expense | | Interest Expense | | | | | |
| 427300 | INTEREST EXP: BONDS & NOTES | 427300 | INTEREST EXP: BONDS & NOTES | 427300 | INTEREST EXP: BONDS & NOTES | 430,382.65 | 397,348.87 | 422,632.08 |
| 427200 | LINE OF CREDIT INTEREST | 427200 | LINE OF CREDIT INTEREST | | | 18,575.66 | 9,902.38 | 10,920.78 |
| 427325 | INTEREST EXP:DEBT SERVICE COST | | | | | - | - | - |
| 427500 | INTEREST - OTHER | 427500 | INTEREST - OTHER | | | - | - | - |
| 428000 | AMORTIZATION OF DEBT EXPENSE | 428000 | AMORTIZATION OF DEBT EXPENSE | 428000 | AMORTIZATION OF DEBT EXPENSE | 260,615.03 | 259,116.23 | 258,306.87 |
| 428001 | AMORT OF ORIGINAL ISSUE DISCNT | | | | | - | - | - |
| 428002 | AMORTIZATION OF DISCOUNT ON BONDS | | | | | - | - | - |
| 429000 | AMORTIZATION: PREMIUM ON DEBT | | | | | (11,301.39) | (11,301.39) | (11,301.39) |
| 427115 | INTERCOMPANY INTEREST | 427115 | INTERCOMPANY INTEREST | 427115 | INTERCOMPANY INTEREST | 6,201.01 | 6,452.99 | 6,806.82 |
| 419000 | INTEREST INCOME | 419000 | INTEREST INCOME | 419000 | INTEREST INCOME | - | - | - |
| | Total Interest | | Total Interest | | Total Interest | 704,472.96 | 661,519.08 | 687,365.16 |
| | | | Net Income Before Dividends | | Net Income Before Dividends | | | |
| 438000 | DIVIDENDS: COMMON STOCK | | | 438000 | DIVIDENDS: COMMON STOCK | - | - | - |
| | Net Income (Or Loss) - MTD | | Net Income (Or Loss) - YTD | | Net Income (Or Loss) - YTD | (645,913.96) | (607,564.03) | (274,595.94) |
| | | | | | | (647,163.56) | (669,884.29) | (464,016.77) |
| | Net Income (Or Loss) - YTD | | Net Income (Or Loss) - MTD | | Net Income (Or Loss) - MTD | (645,913.96) | (607,564.03) | (274,595.94) |

| Apr-21 | May-21 | Jun-21 | Jul-21 | Aug-21 | Sep-21 | Oct-21 | Nov-21 | Dec-21 | Total |
|---------------------|---------------------|---------------------|---------------------|---------------------|---------------------|---------------------|---------------------|---------------------|------------------------|
| (15,193.43) | (15,160.24) | (15,145.59) | (15,189.41) | (15,172.57) | (15,210.92) | (14,904.02) | (14,916.31) | (14,919.14) | (181,321.05) |
| (2,827,061.07) | (2,652,079.82) | (3,608,814.81) | (4,569,194.59) | (3,428,847.15) | (3,577,126.61) | (3,824,217.58) | (2,818,336.89) | (2,664,702.71) | (37,679,438.73) |
| (45,563.46) | (89,123.57) | (92,373.43) | (94,995.94) | (88,493.85) | (89,280.76) | (85,984.38) | (90,216.49) | (90,349.39) | (766,375.61) |
| 411,896.00 | (592,215.00) | (1,000,324.00) | 471,015.00 | (197,777.00) | (335,083.00) | 844,587.00 | 130,336.00 | (184,236.00) | (305,221.00) |
| 45,563.46 | 89,123.57 | 92,373.93 | 94,995.94 | 88,493.85 | 89,280.76 | 85,984.38 | 90,223.49 | (2,175,176.68) | (1,499,137.30) |
| - | - | - | - | - | - | - | - | - | - |
| - | - | - | - | - | - | - | - | - | - |
| (21,235.65) | (20,229.07) | (25,540.27) | (30,612.92) | (23,243.55) | (23,715.21) | (4.49) | - | (7.99) | (202,809.23) |
| - | - | - | - | - | - | - | - | - | - |
| (733,491.68) | (733,491.68) | (733,491.68) | (733,491.68) | (733,491.68) | (733,491.68) | (733,491.68) | (733,491.68) | (733,573.43) | (8,801,981.91) |
| 733,491.68 | 733,491.68 | 733,491.68 | 733,491.68 | 733,491.68 | 733,491.68 | 733,491.68 | 733,491.68 | 733,573.43 | 8,801,981.91 |
| (621,655.87) | (621,981.86) | (628,866.50) | (623,531.11) | (623,296.32) | (623,442.70) | (639,537.62) | (639,511.15) | (650,690.75) | (7,538,651.94) |
| 3,073,250.02 | 3,901,665.99 | 5,278,690.67 | 4,767,513.03 | 4,288,336.59 | 4,574,578.44 | 3,634,076.71 | 3,342,421.35 | 5,780,082.66 | 48,172,954.86 |
| (864.00) | (2,025.00) | (2,985.50) | (1,512.00) | (1,701.00) | (324.00) | (1,134.00) | - | (648.00) | (11,193.50) |
| (14,533.97) | (7,208.32) | (37,410.92) | (16,319.13) | (26,980.00) | (32,449.35) | (30,979.09) | (49,276.54) | (68,887.42) | (319,209.59) |
| - | - | - | - | - | - | - | - | - | - |
| (6,849.00) | (11,601.00) | (13,056.00) | (13,849.00) | (11,668.00) | (10,666.00) | (11,304.00) | (9,962.00) | (7,269.00) | (113,494.00) |
| 1,856.18 | 2,218.95 | 9,155.87 | 7,044.57 | 6,857.94 | 13,218.68 | 10,637.12 | 18,328.88 | 20,581.83 | 99,430.26 |
| (1,071.66) | (1,071.66) | (1,071.66) | (1,071.66) | (1,071.66) | (1,071.66) | (1,071.66) | (1,071.66) | (1,071.66) | (12,766.29) |
| (10,872.40) | (10,132.76) | (10,139.80) | (10,152.12) | (10,140.24) | (10,165.32) | (10,154.76) | (10,150.80) | (10,146.40) | (122,393.48) |
| 31,470.85 | 27,794.79 | 52,522.51 | 34,347.34 | 43,001.96 | 41,133.65 | 42,872.39 | 52,132.12 | 66,792.65 | 468,433.10 |
| 3,105,584.87 | 3,931,485.78 | 5,334,198.68 | 4,803,372.37 | 4,333,039.55 | 4,616,036.09 | 3,678,083.10 | 3,394,553.47 | 5,847,523.31 | 48,652,581.46 |
| 5,056.68 | 6,410.06 | 13,461.77 | 13,536.98 | 10,787.84 | 4,190.42 | 5,638.90 | 3,548.96 | 6,999.97 | 88,485.62 |
| - | - | - | - | - | - | - | - | - | - |
| 2,433.05 | 1,953.33 | 3,063.86 | 2,657.03 | 1,780.10 | 1,772.77 | 2,704.58 | 2,295.54 | 2,098.69 | 26,123.62 |
| 288.72 | 288.72 | 830.31 | (999.69) | (999.69) | (1,615.69) | (1,615.69) | (1,615.69) | (1,640.87) | (6,431.41) |
| 23,249.37 | 25,235.67 | 33,409.49 | 46,838.11 | 39,645.65 | 39,335.23 | 36,689.04 | 20,834.16 | 25,656.09 | 349,488.22 |
| 1,883.73 | 26,300.77 | 36,235.87 | 43,805.47 | 72,165.01 | 37,339.77 | 41,754.33 | 30,438.91 | 27,515.71 | 391,926.28 |
| 960.01 | 2,109.35 | 1,080.61 | 1,321.81 | 1,140.91 | 1,032.37 | 1,128.85 | 976.24 | 963.82 | 13,196.02 |
| 2,485.67 | 3,667.67 | 5,248.67 | 4,852.67 | 4,174.67 | 6,676.67 | 1,309.67 | 5,023.67 | 3,877.67 | 49,871.04 |
| 13,764.25 | 13,764.25 | 24,958.09 | - | 24,958.09 | 14,869.51 | 14,869.51 | 14,869.51 | 8,881.75 | 168,880.75 |
| 3,643.22 | 3,963.35 | 6,084.42 | 7,863.27 | 7,724.50 | 7,633.03 | 6,161.69 | 4,740.84 | 4,701.87 | 63,094.18 |
| 1,074.98 | 794.81 | 794.81 | (375.19) | (409.09) | (409.09) | (409.09) | (135.19) | (135.19) | 3,976.53 |

| | | | | | | | | | |
|-----------|-----------|-----------|------------|-------------|-----------|-----------|-----------|------------|-------------------|
| 1,122.89 | 679.76 | 1,171.78 | 1,334.21 | 755.45 | 2,051.75 | 4,163.35 | 3,361.76 | 3,412.10 | 22,424.71 |
| 4,705.42 | 5,557.00 | 8,064.43 | 9,941.06 | 7,559.79 | 7,528.25 | 7,670.18 | 6,133.89 | 3,025.90 | 73,876.39 |
| 176.58 | 4,351.81 | 1,451.03 | 1,451.03 | 1,957.93 | 1,244.71 | 1,244.71 | 273.25 | 273.25 | 13,352.81 |
| 15,320.08 | 15,320.08 | 15,320.08 | 20,816.05 | 19,432.67 | 29,479.46 | 17,761.73 | 9,170.53 | 9,170.53 | 167,623.95 |
| 5,664.13 | 4,648.66 | 4,648.66 | 5,664.13 | 2,435.70 | 2,065.94 | 2,065.94 | 2,435.70 | 2,065.94 | 46,342.91 |
| 23,776.10 | 305.26 | 277.45 | 8.00 | (23,462.84) | 8,100.55 | 1,299.15 | 1,299.15 | 298.12 | 12,837.79 |
| 4,834.64 | 7,608.44 | 13,759.04 | 19,668.44 | 13,879.64 | 14,000.24 | 12,311.84 | 6,593.58 | 4,482.18 | 110,918.36 |
| 757.85 | 757.85 | 757.85 | 131.56 | 131.56 | 131.56 | (47.13) | 986.97 | (47.13) | 5,222.76 |
| 426.06 | 571.90 | 571.90 | 571.90 | 476.16 | 476.16 | 476.16 | 428.15 | 428.15 | 5,706.81 |
| 419.83 | 413.52 | 424.56 | 426.14 | 435.60 | 402.48 | 415.10 | 377.16 | 455.11 | 5,096.81 |
| 4,631.40 | 4,631.40 | 4,631.40 | 7,401.95 | 7,401.95 | 7,401.95 | (132.60) | (132.60) | (132.60) | 51,112.32 |
| 3,984.03 | 3,309.33 | 3,766.81 | 4,991.13 | 3,259.96 | 3,437.69 | 8,405.37 | 3,082.24 | 3,082.24 | 47,549.58 |
| 2,864.95 | 2,864.95 | 6,334.70 | 2,834.70 | 2,834.70 | (324.18) | (324.18) | (324.18) | (1,034.35) | 23,208.98 |
| 6,085.99 | 6,085.99 | 7,530.47 | 4,530.47 | 4,530.47 | 2,492.59 | 2,492.59 | 2,492.59 | 5,883.34 | 59,186.99 |
| - | 7,645.00 | 6,915.00 | (625.00) | - | - | - | - | - | 14,755.00 |
| - | 708.55 | 160.44 | 53.69 | - | 140.94 | 74.59 | - | 27.91 | 1,350.98 |
| 878.67 | 453.17 | 3,683.90 | (1,168.32) | 775.30 | 920.81 | 1,280.13 | 932.90 | 1,725.61 | 12,346.97 |
| - | - | - | - | - | - | - | - | - | - |
| 22,107.08 | 20,173.85 | 21,040.20 | 19,008.58 | 19,341.65 | 20,634.64 | 19,672.27 | 20,820.60 | 20,324.24 | 247,989.03 |
| - | - | - | - | - | - | - | - | - | - |
| 17,647.61 | 16,199.48 | 18,269.07 | 16,433.45 | 17,220.13 | 16,654.98 | 16,821.07 | 19,157.27 | 17,665.12 | 207,559.06 |
| 49,914.78 | 61,856.41 | 68,276.00 | 88,652.52 | 78,298.98 | 45,724.42 | 54,117.65 | 51,789.39 | 66,453.62 | 692,730.31 |
| 404.03 | 320.43 | 292.90 | 279.78 | 265.44 | 160.71 | 151.53 | 253.13 | 298.58 | 3,688.60 |
| 188.64 | 80.90 | 268.62 | 162.70 | 156.17 | 165.54 | - | 341.73 | 145.21 | 1,945.81 |
| 127.80 | 78.68 | 94.51 | 70.84 | 84.54 | 79.64 | 50.85 | 122.99 | 174.09 | 1,483.70 |
| - | - | - | - | - | - | - | - | - | - |
| 499.63 | 530.16 | 239.74 | 118.38 | 149.43 | 109.14 | 84.12 | 95.77 | 405.48 | 3,698.22 |
| 1,019.92 | 1,046.73 | 640.36 | 663.68 | 667.33 | 622.38 | 619.35 | 646.02 | 1,409.84 | 11,267.00 |
| 2,396.28 | 1,983.84 | 2,279.20 | 2,751.95 | 2,265.76 | 2,498.49 | 1,932.53 | 2,117.59 | 2,873.00 | 28,688.06 |
| 674.02 | 642.63 | 555.53 | 576.65 | 524.86 | 500.80 | 426.89 | 786.44 | 1,089.59 | 8,198.86 |
| - | - | - | - | - | - | - | - | - | - |
| - | - | - | - | - | - | - | - | - | - |
| - | - | - | - | - | - | - | - | - | - |
| 871.71 | 699.53 | 574.24 | 523.20 | 505.08 | 504.29 | 464.58 | 607.37 | 901.51 | 8,229.75 |
| 763.64 | 720.60 | 585.00 | 493.15 | 457.81 | 339.46 | 282.43 | 430.83 | 608.17 | 6,777.43 |
| 1,655.58 | 1,266.39 | 841.26 | 1,308.60 | 768.60 | 883.31 | 701.52 | 1,030.54 | 2,254.24 | 15,099.33 |
| 1,432.59 | 499.24 | 448.20 | 458.08 | 463.63 | 449.24 | 684.87 | 941.11 | 874.56 | 9,005.79 |
| 543.01 | 261.96 | 235.66 | 207.91 | 175.90 | 212.70 | 205.37 | 357.86 | 526.38 | 4,427.95 |
| 26,145.22 | 30,070.71 | 51,355.63 | 43,795.08 | 11,876.38 | 9,739.53 | 23,701.10 | 17,025.17 | 26,918.77 | 313,167.39 |
| 2,224.45 | 1,782.39 | 3,611.88 | 3,483.00 | 3,669.24 | 3,022.33 | 2,830.66 | 2,425.59 | 1,767.00 | 30,515.61 |
| 63.21 | 55.54 | 61.29 | 57.46 | 55.48 | 62.77 | 53.26 | 55.16 | 66.57 | 705.03 |
| 7,226.30 | 7,357.00 | 10,438.51 | 9,748.28 | 8,941.26 | 9,681.62 | 7,851.06 | 7,043.73 | 7,707.73 | 98,273.12 |
| 1,398.81 | 1,658.65 | 1,803.73 | 1,563.92 | 873.54 | 1,897.17 | 1,354.08 | 1,493.04 | 1,925.10 | 18,283.33 |
| 920.24 | 796.07 | 822.59 | 904.25 | 934.56 | 903.81 | 656.24 | 595.20 | 804.88 | 10,540.54 |
| 419.71 | 434.35 | 523.65 | 456.03 | 448.70 | 454.08 | 396.75 | 457.98 | 578.74 | 5,852.00 |

| | | | | | | | | | |
|----------|----------|----------|----------|----------|----------|----------|----------|----------|------------------|
| 796.61 | 594.73 | 491.09 | 402.99 | 395.66 | 422.26 | 401.15 | 616.55 | 1,350.10 | 7,727.46 |
| 787.36 | 634.63 | 292.94 | 1,058.40 | 419.54 | 1,024.55 | 289.05 | 1,005.84 | 732.80 | 9,134.32 |
| 953.35 | 898.58 | 1,176.70 | 937.23 | 935.73 | 732.26 | 169.30 | 347.78 | 1,587.03 | 10,636.07 |
| 91.08 | 79.41 | 112.02 | 116.42 | 95.40 | 100.86 | 97.08 | 80.12 | 192.96 | 1,375.36 |
| 479.32 | 281.57 | 342.81 | 348.86 | 320.70 | 285.15 | 252.60 | 486.66 | 708.02 | 5,352.65 |
| 3,185.79 | 2,782.79 | 3,356.53 | 3,126.75 | 2,947.86 | 3,163.32 | 2,686.30 | 3,150.98 | 4,342.89 | 39,124.46 |
| 471.05 | 406.84 | 278.67 | 226.36 | 233.93 | 233.07 | 198.57 | 302.55 | 492.15 | 4,281.23 |
| 2,129.81 | 2,336.72 | 2,366.81 | 2,123.75 | 1,545.87 | 1,719.38 | 1,492.22 | 1,646.16 | 2,066.69 | 23,851.08 |
| 856.90 | 716.45 | 508.27 | 422.07 | 294.61 | 258.08 | 276.14 | 319.73 | 755.20 | 6,865.18 |
| 361.61 | 787.68 | 859.15 | 929.34 | 1,046.52 | 1,253.05 | 813.02 | 813.19 | 928.03 | 10,364.52 |
| 693.69 | 385.53 | 425.83 | 356.91 | 315.11 | 314.74 | 332.43 | 699.11 | 477.28 | 5,626.05 |
| - | - | - | - | - | - | - | - | - | - |
| 1,442.28 | 1,424.46 | 912.27 | 837.47 | 803.40 | 875.56 | 771.01 | 869.27 | 1,488.58 | 13,589.35 |
| - | - | - | - | - | - | - | - | - | - |
| 899.74 | 734.76 | 919.67 | 845.89 | 649.43 | 567.37 | 529.41 | 519.89 | 708.47 | 8,946.59 |
| 177.25 | 208.39 | 90.33 | 93.52 | 81.35 | 92.35 | 86.88 | 88.79 | 326.94 | 2,212.38 |
| 1,237.01 | 1,256.18 | 1,460.69 | 1,292.76 | 1,324.49 | 1,320.19 | 1,338.41 | 1,450.89 | 1,272.58 | 14,800.73 |
| 375.59 | 279.52 | 231.93 | 217.22 | 217.27 | 287.32 | 301.61 | 221.64 | 971.86 | 4,424.20 |
| 528.69 | 902.85 | 756.06 | 702.45 | 645.47 | 549.23 | 370.51 | 357.23 | 711.79 | 7,296.88 |
| 584.71 | 319.07 | 271.10 | 308.22 | 282.83 | 267.85 | 260.40 | 311.20 | 1,173.17 | 6,612.59 |
| 939.55 | 964.27 | 555.52 | 482.98 | 483.09 | 478.04 | 526.18 | 810.31 | 965.21 | 9,043.64 |
| 1,353.23 | 1,082.59 | 783.04 | 453.23 | 446.92 | 473.44 | 442.53 | 902.36 | 1,377.57 | 12,263.03 |
| 521.65 | 223.06 | 300.40 | 268.28 | 243.18 | 242.53 | 195.61 | 289.20 | 351.24 | 4,223.96 |
| 1,268.84 | 1,464.48 | 1,059.76 | 1,134.74 | 947.46 | 932.84 | 882.49 | 1,183.37 | 2,310.64 | 15,158.93 |
| 340.91 | 151.37 | 200.76 | 169.86 | 166.74 | 151.39 | 120.80 | 242.40 | 376.93 | 3,175.30 |
| 54.74 | 57.13 | 55.78 | 54.54 | 56.30 | 58.29 | 55.26 | 53.58 | 58.69 | 715.69 |
| 48.08 | 62.32 | 64.93 | 45.90 | 47.45 | 45.39 | 44.40 | 45.25 | 45.53 | 594.36 |
| 1,561.38 | 829.30 | 4,078.04 | 2,170.99 | 2,126.98 | 1,796.89 | 1,305.43 | 962.23 | 1,478.05 | 20,672.97 |
| 608.46 | 878.50 | 432.33 | 385.97 | 344.93 | 343.51 | 296.59 | 524.29 | 841.00 | 7,176.70 |
| 1,305.50 | 3,433.29 | 3,677.29 | 1,602.87 | 1,739.50 | 1,623.58 | 1,222.39 | 1,402.10 | 1,263.81 | 19,658.41 |
| 399.62 | 589.14 | 502.09 | 500.83 | 490.30 | 567.36 | 550.35 | 539.04 | 537.02 | 5,799.70 |
| 1,632.00 | 865.75 | 997.79 | 1,000.73 | 883.96 | 806.21 | 772.65 | 1,540.82 | 1,734.18 | 14,891.65 |
| 1,278.03 | 1,516.13 | 1,861.03 | 1,826.39 | 1,467.80 | 1,614.18 | 1,368.60 | 1,340.40 | 936.73 | 16,121.12 |
| 250.72 | 275.29 | 104.67 | 111.03 | 96.76 | 97.44 | 95.07 | 105.83 | 222.50 | 2,255.85 |
| 367.43 | 233.90 | 276.70 | 278.78 | 352.42 | 243.78 | 228.40 | 194.84 | 260.31 | 3,506.65 |
| 1,070.99 | 896.75 | 828.15 | 769.93 | 707.85 | 707.81 | 445.64 | 790.23 | 910.20 | 9,549.61 |
| 1,084.09 | 919.80 | 664.69 | 592.32 | 546.04 | 548.72 | 512.28 | 859.78 | 843.73 | 10,136.88 |
| 1,615.77 | 2,375.61 | 3,083.21 | 2,702.35 | 2,115.40 | 1,818.88 | 1,396.49 | 1,187.03 | 1,362.27 | 22,356.26 |
| - | - | - | - | - | - | - | - | - | - |
| 510.16 | 391.34 | 309.61 | 304.69 | 346.12 | 381.82 | 345.42 | 423.36 | 662.87 | 5,487.49 |
| 506.38 | 435.88 | 434.17 | 391.70 | 428.48 | 445.62 | 402.95 | 393.83 | 559.15 | 6,355.84 |
| 1,567.31 | 1,368.72 | 1,541.01 | 1,678.83 | 1,393.16 | 1,598.07 | 1,258.45 | 597.70 | 1,933.91 | 17,430.11 |
| 188.64 | 223.08 | 97.08 | 98.69 | 103.56 | 101.31 | 100.26 | 145.04 | 196.81 | 1,836.62 |
| 670.93 | 589.02 | 467.42 | 418.84 | 354.51 | 334.07 | 347.14 | 725.52 | 865.75 | 6,826.29 |
| 331.11 | 314.87 | 302.49 | 278.57 | 269.29 | 297.79 | 283.78 | 301.70 | 479.46 | 3,974.78 |

| | | | | | | | | | |
|-----------|-----------|-----------|-----------|-----------|-----------|-----------|-----------|-----------|-------------------|
| 1,183.69 | 1,642.71 | 1,189.43 | 1,326.30 | 1,200.27 | 1,094.29 | 513.45 | 1,029.11 | 612.37 | 13,359.11 |
| 1,264.62 | 1,164.84 | 4,987.98 | 4,711.20 | 4,000.67 | 4,199.90 | 1,748.12 | 1,355.52 | 1,636.87 | 29,558.70 |
| 690.22 | 612.80 | 554.00 | 555.04 | 512.54 | 596.98 | 516.31 | 814.81 | 1,299.46 | 8,190.79 |
| - | - | - | - | - | - | - | - | - | - |
| 484.97 | 353.61 | 438.93 | 420.75 | 420.66 | 415.04 | 339.09 | 318.11 | 443.69 | 5,082.65 |
| 306.56 | 173.61 | 126.85 | 139.34 | 112.70 | 120.97 | 133.60 | 241.47 | 299.61 | 2,522.24 |
| 118.38 | 138.09 | 195.55 | 168.23 | 157.32 | 132.49 | 90.69 | 74.18 | 82.38 | 1,549.45 |
| 731.82 | 361.73 | 561.68 | 583.20 | 440.31 | 540.64 | 367.95 | 466.98 | 803.11 | 6,745.99 |
| 440.21 | 280.25 | 255.96 | 200.10 | 197.19 | 193.90 | 179.37 | 255.15 | 432.79 | 3,761.54 |
| 447.34 | 392.05 | 334.10 | 391.06 | 314.38 | 322.19 | 303.95 | 308.40 | 512.48 | 4,912.10 |
| 3,030.70 | 876.60 | 2,140.43 | 1,500.11 | 1,390.38 | 1,447.04 | 1,444.24 | 1,442.16 | 1,961.26 | 20,400.26 |
| 1,236.60 | 1,486.84 | 1,835.64 | 2,178.02 | 322.17 | 2,128.91 | 1,011.70 | 1,073.01 | 1,478.41 | 16,402.35 |
| 825.79 | 873.78 | 1,342.71 | 1,163.04 | 379.68 | 1,360.21 | 670.44 | 725.56 | 809.94 | 10,464.83 |
| - | - | - | - | - | - | - | - | - | - |
| 233.10 | 172.73 | 176.64 | 161.21 | 159.37 | 165.68 | 149.71 | 164.14 | 167.10 | 2,298.33 |
| 746.26 | 531.76 | 412.58 | 429.43 | 404.57 | 1,075.77 | 384.68 | 386.71 | 692.99 | 7,756.97 |
| 560.55 | 386.27 | 369.27 | 269.63 | 243.85 | 230.62 | 229.77 | 444.02 | 265.27 | 5,074.16 |
| 193.56 | 229.15 | 1,218.01 | 1,678.55 | 1,319.27 | 1,857.09 | 1,239.58 | 1,083.23 | 1,479.47 | 11,158.96 |
| 273.65 | 358.69 | 353.64 | 321.91 | 272.10 | 225.54 | 249.86 | 279.30 | 236.05 | 3,723.73 |
| 280.53 | 161.74 | 70.70 | 75.06 | 63.20 | 66.25 | 92.14 | 175.64 | 410.04 | 2,690.83 |
| 421.41 | 300.67 | 207.41 | 184.56 | 171.71 | 200.43 | 184.28 | 316.48 | 451.07 | 3,871.39 |
| 765.85 | 623.64 | 616.04 | 580.85 | 466.23 | 649.06 | 512.97 | 472.79 | 656.08 | 8,066.99 |
| 273.12 | 137.63 | 135.53 | 67.79 | 63.06 | 55.38 | 56.01 | 97.87 | 313.44 | 2,162.24 |
| 865.67 | 777.80 | 513.15 | 516.21 | 535.06 | 551.48 | 570.49 | 993.24 | 857.53 | 8,952.19 |
| 481.23 | 304.03 | 227.13 | 288.01 | 395.41 | 409.86 | 410.80 | 344.30 | 463.63 | 4,895.74 |
| 165.00 | 165.00 | 165.00 | 165.00 | 165.00 | 165.00 | 165.00 | 165.00 | 165.00 | 1,980.00 |
| - | - | - | - | - | - | - | - | - | - |
| 32,710.06 | 34,517.89 | 31,294.76 | 35,809.64 | 30,975.75 | 32,872.93 | 33,082.51 | 30,333.03 | 36,459.45 | 403,272.97 |
| - | - | - | - | - | - | - | - | - | - |
| 1,608.70 | 1,325.28 | 1,236.05 | 1,379.91 | 1,100.31 | 1,198.75 | 2,963.65 | 1,717.13 | 2,125.60 | 18,294.70 |
| 7,343.96 | 3,150.36 | 1,483.82 | 519.75 | 362.61 | 359.66 | 955.03 | 1,149.58 | 8,319.45 | 44,309.39 |
| 822.95 | 823.13 | 827.00 | 828.62 | 828.45 | 1,076.79 | 825.55 | 825.23 | 1,097.98 | 10,536.89 |
| - | - | - | - | - | - | 405.00 | - | - | 812.86 |
| 121.78 | - | 306.73 | 189.62 | 92.06 | 497.76 | - | 259.14 | 413.66 | 2,378.99 |
| 2,290.47 | 121.97 | - | 56.94 | 499.90 | 407.71 | 300.97 | 286.30 | - | 4,767.10 |
| - | - | - | - | - | - | - | - | - | - |
| - | - | - | - | - | - | - | - | - | - |
| 4,905.02 | 2,671.44 | 7,433.01 | 1,515.52 | 4,599.71 | 1,893.70 | 1,524.57 | 2,397.29 | 5,947.81 | 45,108.29 |
| 480.22 | - | 99.98 | - | - | - | 787.36 | 133.82 | 1,743.29 | 4,012.99 |
| 307.98 | 505.00 | 80.00 | 107.94 | 234.58 | 361.01 | 319.50 | 462.53 | 314.95 | 3,568.22 |
| 206.23 | - | 222.00 | 1,636.74 | - | - | - | 43.84 | - | 4,265.66 |
| - | 104.72 | - | 1,235.00 | - | - | - | - | 600.00 | 2,696.99 |
| - | - | - | - | - | - | - | - | - | - |
| 613.61 | 2,593.72 | 9,317.63 | 14,553.64 | 5,656.74 | 4,623.43 | 4,297.58 | 2,528.84 | 25,030.52 | 78,219.04 |
| - | - | - | - | - | - | - | - | 1,156.39 | 1,156.39 |

| | | | | | | | | | |
|-----------|-----------|-----------|------------|-----------|--------------|-----------|-----------|-----------|-------------------|
| 3,319.54 | 5,474.93 | 2,508.38 | 979.40 | 350.26 | 1,725.64 | 467.02 | 169.00 | 6,142.51 | 29,255.18 |
| - | - | - | - | - | - | - | - | - | - |
| - | - | - | - | - | - | - | - | - | - |
| 529.08 | 1,947.20 | - | 2,543.36 | - | 376.75 | 1,046.73 | 2,502.17 | 2,431.57 | 20,593.02 |
| 3,059.73 | - | - | - | - | 161.86 | - | 1,676.90 | - | 5,774.95 |
| 489.01 | 100.00 | 556.47 | - | - | - | - | 2,016.90 | 955.00 | 14,379.76 |
| - | - | - | - | - | - | - | - | - | - |
| - | - | - | - | - | - | - | - | - | - |
| 149.65 | 76.46 | 78.76 | 78.50 | 78.50 | 78.50 | 78.08 | 78.10 | 78.07 | 903.43 |
| 112.83 | - | - | - | - | 969.00 | 287.52 | (57.52) | 123.81 | 1,435.64 |
| 5,575.54 | 3,029.39 | 215.60 | 4,053.00 | 435.12 | 990.84 | 1,307.04 | 5,299.86 | 5,343.53 | 36,636.34 |
| 1,075.90 | 231.79 | 192.46 | 187.35 | 177.87 | 274.17 | 176.01 | 514.86 | 282.16 | 6,801.16 |
| 2,928.49 | 2,685.19 | 2,564.17 | 3,241.23 | 3,567.50 | 2,407.03 | 3,805.45 | 2,766.05 | 4,258.58 | 37,040.11 |
| 75.72 | 2,094.67 | 276.52 | 8,661.18 | 62.28 | 151,582.67 | 14,549.86 | 12,706.28 | 16,385.29 | 206,794.11 |
| 34,207.77 | 29,243.81 | 29,152.97 | 41,400.09 | 18,878.81 | (127,470.01) | 3,004.37 | 4,942.12 | 6,760.26 | 92,206.17 |
| 55,289.52 | 60,281.55 | 82,604.38 | 57,187.25 | 44,015.78 | 59,374.28 | 73,816.26 | 57,811.60 | 55,930.69 | 715,696.43 |
| 2,169.07 | 2,643.05 | 2,863.74 | 3,784.44 | 3,535.15 | 3,410.94 | 2,916.60 | 7,210.46 | 3,874.62 | 39,180.84 |
| - | - | - | - | - | - | - | - | - | - |
| - | - | - | - | - | - | - | - | - | - |
| 600.00 | 465.75 | 1,551.60 | 469.95 | 471.95 | 400.00 | 800.00 | 300.00 | 300.00 | 8,059.25 |
| - | - | - | - | - | - | - | - | - | - |
| - | - | - | - | - | - | - | - | - | - |
| 2,592.26 | 4,021.98 | 5,114.19 | 4,734.40 | 5,981.18 | 4,797.38 | 4,040.76 | 3,931.37 | 4,622.66 | 49,354.89 |
| 304.74 | 424.82 | 372.52 | 328.27 | 121.47 | 291.44 | 339.98 | 394.57 | 342.02 | 3,373.51 |
| - | - | - | - | - | - | - | - | - | - |
| 25,941.68 | 40,323.13 | 48,777.50 | 45,691.69 | 56,282.94 | 44,243.32 | 38,757.02 | 34,921.19 | 36,044.63 | 440,006.77 |
| - | - | 2,450.00 | - | - | - | 210.80 | - | - | 2,660.80 |
| - | - | - | 932.00 | - | - | - | 882.00 | - | 2,696.00 |
| - | - | - | - | - | - | - | - | - | - |
| 886.05 | 1,673.65 | 1,969.00 | 1,476.75 | 1,969.00 | 1,575.20 | 1,476.75 | 1,181.40 | 1,279.85 | 16,145.80 |
| - | - | - | - | - | 6,568.00 | 140.32 | - | - | 6,708.32 |
| 4,205.31 | 36.95 | 8,166.73 | 11,928.61 | 6,880.53 | 5,433.56 | 5,027.51 | 4,098.66 | 4,551.10 | 61,134.74 |
| 36.95 | 6,363.40 | 73.91 | (6,289.50) | 73.82 | - | 36.91 | 36.91 | 37.06 | 442.86 |
| - | - | - | - | - | - | - | - | - | - |
| - | - | - | - | - | - | - | - | - | - |
| - | - | - | - | - | 3,221.75 | - | - | - | 10,139.90 |
| - | - | - | - | - | - | - | - | 640.64 | 640.64 |
| - | - | - | - | - | - | - | - | - | - |
| 1,840.41 | 2,792.34 | 3,300.04 | 2,747.12 | 3,194.32 | 2,683.23 | 2,363.80 | 2,111.26 | 2,239.22 | 26,722.02 |
| - | - | - | - | - | 1,400.33 | 6,746.21 | - | - | 25,519.37 |
| - | - | - | - | - | - | - | 4,469.80 | - | 4,469.80 |
| 318.75 | 300.00 | 450.00 | 562.50 | 375.00 | 393.75 | 337.50 | 356.25 | 393.75 | 4,571.25 |
| 137.38 | 1,099.04 | - | 137.38 | - | 137.45 | - | - | 412.35 | 2,198.36 |
| 16,485.26 | 27,599.48 | 31,843.11 | 29,445.70 | 40,334.74 | 31,021.57 | 25,654.91 | 21,011.93 | 21,034.86 | 290,830.74 |
| 1,532.64 | 4,362.36 | 1,465.79 | 1,780.03 | 3,810.81 | 1,155.89 | 5,685.37 | 1,181.02 | 3,225.08 | 32,257.41 |

| | | | | | | | | | |
|-------------------|-------------------|-------------------|-------------------|-------------------|-------------------|-------------------|-------------------|-------------------|---------------------|
| - | - | - | - | - | - | - | - | - | - |
| 665.70 | 1,220.45 | 943.08 | 1,525.63 | 894.34 | 1,051.60 | 787.74 | 420.12 | 577.67 | 9,810.61 |
| - | - | - | 936.25 | - | - | - | - | 961.25 | 2,858.75 |
| - | - | - | - | - | - | - | - | - | - |
| - | - | - | - | - | - | - | - | - | - |
| - | - | - | - | - | - | - | - | - | - |
| - | - | - | - | - | - | - | - | - | - |
| - | - | - | - | - | - | - | - | - | - |
| 25,071.56 | 21,322.32 | 28,220.87 | 25,191.82 | 21,910.14 | 24,951.66 | 21,938.69 | 23,300.79 | 20,904.22 | 282,825.54 |
| - | - | - | - | - | - | - | - | - | - |
| 5,415.22 | 7,573.63 | 4,890.24 | 11,352.41 | 11,696.34 | 5,623.67 | 5,481.03 | 13,293.77 | 4,595.27 | 88,498.73 |
| - | 1,259.48 | 466.49 | 92.64 | - | - | - | 118.79 | 937.98 | 3,888.26 |
| 13,501.80 | 8,699.80 | 17,085.36 | 19,814.96 | 22,636.71 | 16,617.92 | 14,999.72 | 18,591.84 | 10,259.20 | 178,613.85 |
| 4,659.20 | 1,628.40 | 1,926.40 | 5,308.20 | 8,761.00 | 2,886.40 | 1,907.80 | 3,143.58 | 578.40 | 37,968.66 |
| 1,004.09 | 769.11 | 1,003.61 | - | 4,027.34 | 144.60 | 670.71 | - | 581.82 | 11,803.20 |
| 1,311.69 | 2,697.81 | 3,707.80 | 4,426.66 | 3,391.19 | 1,950.82 | 4,361.18 | 1,223.19 | 2,388.15 | 35,483.06 |
| 8,313.06 | 7,792.75 | 9,116.25 | 8,823.00 | 8,250.70 | 8,600.67 | 8,469.36 | 9,393.47 | 9,426.14 | 99,530.87 |
| (32,906.25) | (31,616.00) | (39,195.75) | (32,916.00) | (30,977.50) | (28,184.00) | (19,110.00) | (15,450.50) | (17,488.25) | (324,368.50) |
| - | - | - | - | - | 1,021.00 | - | - | - | 1,021.00 |
| 886.14 | 5,706.13 | - | - | - | 7,972.31 | 4,285.73 | 1,130.51 | 2,622.05 | 27,770.10 |
| - | - | 72.00 | - | - | 177.00 | - | - | - | 249.00 |
| - | - | - | - | 104.39 | - | - | - | - | 664.89 |
| - | - | - | - | - | - | - | - | - | 113.82 |
| 3,829.60 | 4,014.04 | 3,141.31 | 7,972.94 | 19,897.48 | 11,234.61 | 8,373.99 | 7,531.13 | 9,620.37 | 93,880.92 |
| 29,094.03 | 48,886.60 | 56,117.74 | 46,410.64 | 50,697.70 | 44,331.03 | 37,959.82 | 44,841.95 | 40,251.48 | 488,100.46 |
| 3,940.63 | 6,011.60 | 6,370.98 | 7,420.47 | 6,634.38 | 4,034.17 | 4,490.65 | 4,989.71 | 6,183.26 | 63,666.26 |
| 1,651.68 | 4,627.04 | 1,055.48 | 1,451.84 | 894.06 | 2,317.54 | 1,198.38 | 510.19 | 1,775.63 | 18,059.88 |
| 4,140.43 | 909.60 | 1,805.28 | 90.76 | 466.98 | 3,133.04 | 3,550.32 | 587.41 | 961.72 | 26,596.22 |
| 15,444.57 | 15,635.57 | 14,609.10 | 29,095.96 | 28,385.98 | 20,699.39 | 22,987.75 | 49,595.42 | 34,538.03 | 283,460.64 |
| 621,978.16 | 696,816.74 | 834,039.42 | 850,285.54 | 786,555.34 | 722,116.92 | 696,763.72 | 664,428.76 | 715,771.17 | 8,385,191.64 |
| 25,675.90 | 23,206.48 | 23,830.00 | 24,289.30 | 22,345.07 | 24,943.66 | 22,838.25 | 25,318.13 | 22,763.63 | 291,677.75 |
| - | - | - | - | - | - | - | - | - | - |
| 19,628.38 | 16,217.00 | 19,430.60 | 19,029.08 | 18,227.27 | 17,884.63 | 18,422.58 | 18,564.59 | 18,373.11 | 220,819.35 |
| 929.12 | 4,156.92 | 1,130.53 | 5,573.78 | 4,984.50 | 4,743.28 | 6,849.41 | 6,300.52 | 9,162.46 | 67,336.06 |
| 3,006.15 | 469.09 | (73.79) | 286.23 | 272.11 | 178.55 | 252.17 | 598.19 | 69.85 | 5,744.01 |
| 213.87 | 502.10 | (40.10) | 924.85 | 126.00 | 1,397.59 | 1,387.67 | 155.29 | 328.27 | 6,545.27 |
| 6,666.76 | 1,139.79 | 520.38 | 824.76 | 2,164.37 | 3,405.28 | 5,702.78 | 5,768.04 | 2,847.08 | 48,960.27 |
| - | - | - | - | - | - | - | - | - | - |
| 20,637.15 | 18,045.33 | 13,908.72 | 11,511.25 | 19,440.40 | 12,020.81 | 16,424.33 | 20,779.06 | 22,208.71 | 213,081.66 |
| 7,122.87 | 3,296.56 | 1,050.90 | 540.83 | 414.97 | 1,247.72 | 4,128.48 | 6,804.01 | 862.34 | 28,214.29 |
| - | - | - | - | - | - | - | - | - | - |
| - | - | - | - | - | - | - | - | - | - |
| - | - | - | - | - | - | - | - | - | - |

| | | | | | | | | | |
|-------------|-------------|-------------|-------------|-------------|-------------|-------------|-------------|-------------|---------------------|
| 2,070.83 | 1,265.54 | 3,937.67 | 1,297.65 | 2,502.55 | 1,560.47 | 1,488.33 | 532.17 | 2,353.38 | 22,519.42 |
| - | - | - | - | - | - | - | - | - | - |
| 4,920.72 | 4,334.92 | 3,661.25 | 4,305.63 | 5,096.47 | 3,983.44 | 6,775.84 | 9,083.50 | 5,626.16 | 61,044.78 |
| - | - | - | - | - | - | - | - | - | - |
| 1,359.87 | 630.94 | 1,156.72 | 3,859.69 | 5,459.95 | 2,014.75 | 1,437.96 | 588.60 | 4,045.47 | 23,540.67 |
| 1,879.24 | 5,815.48 | 11,529.92 | 6,801.43 | 12,188.09 | 7,025.30 | 3,348.21 | 8,113.22 | 18,903.63 | 101,670.41 |
| - | 180.75 | 5,189.07 | - | 1,023.24 | - | - | - | - | 6,393.06 |
| - | - | - | - | - | 196.15 | - | - | - | 196.15 |
| 186.49 | 7,141.09 | 102.18 | 1,465.87 | 91.60 | 6,508.16 | 417.72 | - | 312.50 | 22,097.14 |
| 106.45 | 171.18 | 847.50 | 3,167.91 | 4,718.13 | 8,367.70 | 2,143.87 | 14,005.92 | 317.99 | 40,747.85 |
| - | - | - | - | - | - | - | - | - | - |
| - | - | - | - | - | - | - | - | - | - |
| 3,429.84 | 353.46 | 2,394.45 | - | - | - | 295.89 | 104.44 | 559.96 | 10,359.58 |
| - | - | - | - | - | 309.40 | - | - | - | 309.40 |
| - | - | - | 1,705.00 | - | 11,784.56 | - | - | - | 13,489.56 |
| - | - | - | - | - | 419.88 | - | - | - | 419.88 |
| - | - | - | - | - | 266.00 | - | - | - | 266.00 |
| - | - | - | - | - | 4,237.60 | - | - | - | 4,237.60 |
| - | - | - | - | - | - | - | - | - | - |
| - | - | - | - | - | 1,651.56 | 881.80 | - | - | 2,533.36 |
| - | - | - | - | - | 1,798.60 | - | - | - | 1,344.60 |
| - | - | - | - | - | 103.00 | - | - | - | 103.00 |
| - | - | - | - | - | 187.00 | - | - | - | 187.00 |
| - | - | - | - | - | - | - | - | - | - |
| - | - | - | - | - | - | - | - | - | - |
| 6,219.40 | 8,955.85 | 6,044.11 | 6,087.96 | 12,274.81 | 3,595.09 | 6,652.95 | 3,611.09 | 6,881.81 | 84,371.92 |
| 10,497.29 | 9,481.31 | 11,082.97 | 9,806.54 | 10,237.34 | 10,943.19 | 10,214.41 | 11,730.34 | 11,269.57 | 120,509.90 |
| - | - | - | - | - | - | - | - | - | - |
| - | - | - | - | - | - | - | - | - | - |
| (87.03) | - | (226.56) | - | - | - | (346.93) | - | - | (873.40) |
| - | - | - | - | - | - | - | - | - | - |
| (54,887.00) | (47,396.25) | (54,906.25) | (44,383.50) | (49,405.25) | (48,535.25) | (57,055.75) | (50,943.25) | (51,177.00) | (569,645.25) |
| (2,554.50) | (1,809.00) | (3,696.75) | (2,715.00) | (3,356.25) | (3,416.25) | (2,973.75) | (3,277.50) | (4,057.50) | (38,799.00) |
| (327.75) | (2,565.00) | (2,408.25) | (2,679.00) | (3,363.00) | (4,930.50) | (3,705.00) | (712.50) | (256.50) | (21,888.00) |
| (56.68) | (37.20) | - | (1,099.04) | - | - | - | - | (10,649.02) | (11,841.94) |
| 51.88 | 773.77 | 1,792.68 | 886.66 | 1,013.84 | 1,873.60 | 2,867.62 | 2,527.08 | 1,157.54 | 15,384.73 |
| 21,936.51 | 26,058.77 | 32,984.93 | 13,621.22 | 97,055.65 | 16,246.50 | 148,320.78 | 13,087.70 | 34,494.65 | 487,913.81 |
| 44,289.51 | 84,020.35 | 80,481.65 | 47,049.13 | 52,439.45 | 56,382.07 | 73,718.18 | 16,289.48 | (2,980.81) | 511,758.17 |
| 105,544.44 | 93,432.73 | 14,752.66 | 2,902.46 | 3,991.19 | 6,903.91 | 10,364.07 | 2,916.78 | 10,237.21 | 273,046.20 |
| 8,841.31 | 661.47 | 22,045.51 | 16,315.34 | 16,039.52 | 6,413.12 | 1,274.24 | 7,949.11 | 4,629.66 | 135,943.72 |
| 135.89 | 100.86 | 79.41 | 53.70 | 46.92 | 44.19 | 52.55 | 80.83 | 102.75 | 1,062.08 |
| - | - | - | - | - | - | - | - | - | - |
| - | - | - | - | - | - | - | - | - | - |
| - | - | - | - | - | - | - | - | - | - |
| 2,430.77 | (176.23) | 11,771.80 | (1,988.64) | (9,559.98) | 12,868.62 | (12,045.75) | 6,214.57 | (25,150.77) | 0.00 |

| | | | | | | | | | |
|-------------------|-------------------|-------------------|-------------------|-------------------|-------------------|-------------------|-------------------|-------------------|---------------------|
| - | - | - | - | - | - | - | - | - | - |
| 7,171.79 | (12,162.65) | (7,552.08) | 7,043.16 | (3,897.42) | 9,635.01 | 2,966.12 | (21,210.56) | 3,727.28 | (0.00) |
| 16.21 | 16.21 | 16.21 | 16.21 | 16.21 | 16.37 | 16.21 | 16.21 | 16.21 | 194.68 |
| 41,085.71 | 41,811.11 | 61,596.52 | 67,504.60 | 59,151.30 | 37,498.64 | 111,948.50 | 53,713.80 | 93,564.18 | 714,286.10 |
| - | - | - | - | - | - | - | - | 11.98 | 11.98 |
| 1,364.89 | 5,344.46 | 20,614.73 | 8,073.29 | 9,862.64 | 10,543.85 | 4,969.53 | 3,043.76 | 7,999.21 | 76,602.93 |
| - | - | - | - | - | - | - | - | - | - |
| - | - | - | - | - | - | - | - | - | - |
| 3,934.85 | 8,208.18 | 18,099.71 | 6,265.59 | 9,417.71 | 14,191.30 | 10,215.84 | 22,710.75 | 9,447.09 | 152,287.06 |
| 298.66 | 1,901.42 | 10,912.10 | 9,528.00 | 2,800.00 | - | - | - | - | 25,440.18 |
| 69.62 | 455.81 | 2,876.00 | 4,045.95 | 10,975.58 | 26,823.06 | 28,309.79 | 8,936.09 | 3,295.04 | 108,471.31 |
| - | - | - | - | - | - | - | - | - | - |
| - | - | - | - | - | - | - | - | - | - |
| 3,419.75 | 3,070.46 | 2,860.45 | 3,462.03 | 4,072.24 | 2,802.81 | 4,343.70 | 3,186.28 | 5,381.35 | 42,938.35 |
| - | - | - | - | - | - | - | - | - | - |
| 24,838.21 | 22,998.27 | 23,065.86 | 24,579.46 | 25,085.68 | 28,694.55 | 27,072.63 | 13,683.58 | 10,770.56 | 246,161.77 |
| - | - | - | - | - | - | - | - | - | - |
| 1,404.76 | (134.43) | 130.70 | 1,287.71 | (1,055.56) | 390.92 | (22.76) | 9,332.33 | 5,352.98 | 18,892.85 |
| - | - | - | - | - | - | - | - | - | - |
| 2,065.33 | 970.20 | 1,144.13 | 2,198.88 | 1,629.24 | 5,213.30 | 3,428.35 | 1,673.09 | 2,173.11 | 26,554.79 |
| 2,011.24 | 310.20 | 202.40 | 183.97 | 170.57 | 225.68 | 201.80 | 482.86 | 2,036.01 | 12,249.69 |
| 2,782.07 | 2,372.33 | 2,759.51 | 3,086.48 | 2,995.34 | 2,635.28 | 2,235.11 | 2,749.98 | 3,541.02 | 35,845.20 |
| 2,787.68 | 3,536.01 | 2,839.47 | 2,715.24 | 2,675.27 | 2,734.73 | 2,813.93 | 2,763.01 | 2,762.88 | 33,716.93 |
| 18,575.41 | 28,906.50 | 32,484.28 | 54,691.47 | 35,894.89 | 44,726.37 | 40,978.30 | 60,566.52 | 54,219.63 | 469,709.71 |
| 10,110.15 | 8,654.46 | 9,441.30 | 11,918.27 | 10,336.88 | 9,810.96 | 11,168.15 | 8,913.97 | 16,802.95 | 132,189.24 |
| - | - | - | - | - | - | - | - | - | - |
| 361,804.01 | 374,686.60 | 389,865.20 | 336,041.40 | 396,599.53 | 370,566.21 | 520,778.11 | 296,751.08 | 304,337.61 | 4,276,333.83 |
| 361,978.07 | 374,686.60 | 390,318.32 | 336,041.40 | 396,599.53 | 370,566.21 | 521,471.97 | 296,751.08 | 304,337.61 | 4,278,080.63 |
| 2,818.64 | 784.62 | 611.87 | 569.70 | 963.83 | 2,581.44 | 193.47 | 750.76 | 649.15 | 15,474.61 |
| 1,312.38 | 1,164.26 | 2,312.26 | 2,351.21 | 2,315.88 | 1,730.66 | 1,763.32 | 1,816.35 | 1,406.44 | 19,519.41 |
| - | - | - | - | - | 3,472.80 | - | - | - | 3,472.80 |
| 120,268.89 | 113,273.43 | 136,592.76 | 129,083.53 | 121,547.14 | 120,087.02 | 118,414.92 | 120,108.77 | 96,539.34 | 1,433,922.81 |
| (48,427.84) | (49,706.45) | (44,905.09) | (46,208.79) | (53,276.10) | (44,645.60) | (49,531.20) | (50,387.03) | (56,402.86) | (561,235.99) |
| 2,050.77 | 3,622.51 | 2,161.92 | 4,956.54 | 2,667.57 | 476.09 | 1,542.30 | 10,755.17 | 22,243.99 | 53,077.99 |
| 78,022.84 | 69,138.37 | 96,773.72 | 90,752.19 | 74,218.32 | 83,702.41 | 72,382.81 | 83,044.02 | 64,436.06 | 964,231.63 |
| - | - | - | - | - | - | - | - | - | - |
| 8,126.14 | 7,056.19 | 6,595.22 | 5,334.30 | 5,244.59 | 3,655.52 | 140.25 | 267.49 | - | 36,419.70 |
| 4,062.91 | 4,309.38 | 3,836.00 | 4,366.42 | 6,848.53 | 2,755.63 | 6,764.76 | 7,693.10 | 2,626.52 | 57,943.08 |
| - | - | - | - | - | - | - | - | - | - |
| - | - | - | - | - | - | - | - | - | - |
| - | - | - | - | - | - | - | - | - | - |
| - | - | - | - | - | - | - | - | - | - |
| - | - | - | - | - | - | - | - | - | - |
| - | - | - | - | - | - | - | - | - | - |

| | | | | | | | | | |
|-------------------|-------------------|-------------------|-------------------|-------------------|-------------------|-------------------|-------------------|-------------------|---------------------|
| - | - | - | - | - | - | - | - | - | - |
| - | - | - | - | - | - | - | - | - | - |
| 5,372.46 | 4,642.10 | 6,376.89 | 6,416.15 | 6,564.22 | 6,957.96 | 5,959.10 | 5,710.95 | 5,585.05 | 67,058.08 |
| 3,062.02 | 2,504.89 | 2,011.22 | 2,438.57 | 2,374.65 | 2,254.91 | 2,166.26 | 2,026.46 | 2,551.61 | 27,792.72 |
| - | - | - | - | - | - | - | - | - | - |
| 57,798.47 | 12,706.47 | 37,418.76 | 58,673.32 | 18,721.23 | 59,770.03 | 35,634.00 | 36,154.67 | 37,997.40 | 433,028.81 |
| - | - | - | - | - | - | - | - | - | - |
| 2,134.78 | 3,424.57 | 26.10 | - | 120.36 | 4,884.66 | 446.21 | 6.89 | 3,246.62 | 19,776.51 |
| - | 2,921.01 | 2,815.42 | 418.46 | 140.25 | - | - | - | - | 6,295.14 |
| 99,385.38 | 89,819.65 | 99,735.35 | 96,986.08 | 98,138.76 | 112,219.80 | 107,346.74 | 114,464.64 | 98,682.61 | 1,208,888.92 |
| - | - | - | - | - | - | - | - | - | - |
| - | 11,005.81 | 3,823.08 | 1,894.56 | 3,980.72 | 8,994.76 | 3,551.93 | 2,297.94 | 3,492.19 | 51,423.88 |
| 179,942.16 | 138,390.07 | 162,638.04 | 176,527.86 | 142,133.31 | 201,493.27 | 162,009.25 | 168,622.14 | 154,182.00 | 1,908,626.84 |
| 19,009.81 | 16,527.80 | 19,298.29 | 17,913.03 | 14,667.73 | 11,843.10 | 15,782.01 | 16,809.83 | 14,517.74 | 197,545.54 |
| - | - | - | - | - | - | - | - | - | - |
| 62,946.26 | 55,727.30 | 63,261.02 | 62,423.14 | 58,180.58 | 62,291.22 | 56,522.29 | 60,047.52 | 53,087.66 | 718,892.37 |
| - | - | - | - | - | - | - | - | - | - |
| 8,860.90 | 7,662.98 | 7,896.99 | 8,235.76 | 8,101.80 | 8,682.29 | 7,949.37 | 8,534.15 | 7,490.96 | 99,223.34 |
| - | - | - | - | - | - | - | - | - | - |
| 45,497.12 | 39,276.07 | 45,966.22 | 45,446.96 | 44,105.46 | 41,500.20 | 45,124.01 | 48,073.79 | 37,679.25 | 525,900.81 |
| - | - | - | - | - | - | - | - | - | - |
| 3,846.17 | 1,780.86 | 2,573.15 | 4,938.04 | 5,106.39 | 3,792.44 | 3,207.82 | 1,215.81 | 3,160.58 | 36,372.43 |
| - | - | - | - | - | - | - | - | - | - |
| 25.25 | 30.30 | 30.30 | - | 30.30 | - | - | - | - | 1,827.54 |
| 140.65 | 146.72 | 249.99 | 415.00 | 303.62 | 153.64 | 121.12 | 144.55 | 114.15 | 2,229.06 |
| - | - | - | - | - | - | - | - | - | - |
| 5,309.05 | 3,843.56 | 4,488.53 | 3,919.54 | 6,349.93 | 3,882.20 | 5,527.26 | 3,882.20 | 4,824.10 | 55,265.26 |
| - | - | - | - | - | - | - | - | - | - |
| - | - | - | - | - | - | - | - | - | - |
| - | - | - | - | - | - | - | - | - | - |
| - | - | - | - | - | - | - | - | - | - |
| 27,500.00 | 27,500.00 | 27,500.00 | 27,500.00 | 27,500.00 | 27,500.00 | 27,500.00 | 27,500.00 | 27,500.00 | 330,000.00 |
| 134.45 | 134.45 | 134.45 | 134.39 | 135.03 | 134.21 | 134.05 | 134.25 | 134.04 | 1,602.99 |
| - | - | - | - | - | - | - | - | - | - |
| 4,002.04 | 3,531.31 | 4,700.62 | 5,171.62 | 4,429.29 | 4,943.77 | 3,816.77 | 3,806.04 | 3,615.21 | 50,321.02 |
| 1,807.82 | 1,033.01 | 808.25 | 412.86 | 402.07 | 422.46 | 373.28 | 327.33 | 2,885.28 | 15,528.25 |
| (1,403.99) | (1,719.13) | (1,420.02) | (622.24) | (508.60) | (1,236.74) | (937.38) | (730.10) | (750.36) | (12,170.25) |
| (100,505.26) | (82,912.91) | (100,893.60) | (85,037.55) | (91,456.74) | (83,504.53) | (79,760.34) | (74,495.97) | (74,045.46) | (995,392.11) |
| 40,590.63 | 30,989.76 | 25,416.63 | 41,151.15 | 20,638.27 | 34,478.98 | 22,139.13 | 60,141.44 | 26,491.76 | 380,008.78 |
| 56,073.76 | 62,494.23 | 62,410.94 | 62,494.27 | 62,501.19 | 64,985.59 | 62,277.60 | 62,277.64 | 62,352.27 | 655,657.51 |
| 542.73 | 542.73 | 542.73 | 542.73 | 542.73 | 542.77 | 542.73 | 542.73 | 542.71 | 6,512.72 |
| - | - | - | - | - | - | - | - | - | - |
| 165,840.08 | 165,840.08 | 165,840.08 | 165,840.08 | 165,840.08 | 165,840.08 | 165,840.08 | 165,840.08 | 126,155.12 | 1,950,396.00 |

| | | | | | | | | | |
|-------------------|-------------------|-------------------|-------------------|-------------------|-------------------|-------------------|-------------------|-------------------|---------------------|
| 27,919.76 | 22,717.86 | 25,193.84 | 29,451.81 | 23,065.27 | 22,611.27 | 28,469.90 | 23,326.12 | 19,835.12 | 294,223.23 |
| - | - | - | - | - | - | - | - | - | - |
| 35,791.17 | 35,791.17 | 35,791.17 | 35,791.17 | 35,791.17 | 35,791.17 | 35,791.17 | 35,791.17 | 88,659.01 | 489,313.62 |
| - | - | - | - | - | - | 5,372.94 | - | 890.52 | 6,263.46 |
| 162,114.59 | 159,915.56 | 157,506.86 | 123,186.87 | 174,239.15 | 146,139.83 | 176,325.79 | 173,623.56 | 112,426.57 | 1,877,004.62 |
| - | - | 13,125.00 | - | - | - | - | - | 12,375.00 | 25,500.00 |
| 19,414.33 | 18,898.86 | 19,400.60 | 19,440.25 | 15,849.62 | 17,328.17 | 18,922.03 | 20,278.66 | 18,610.26 | 225,312.17 |
| 3,299.93 | 3,310.50 | 3,312.50 | 3,314.50 | 3,354.93 | 3,371.43 | 3,373.46 | 3,909.33 | 3,953.63 | 41,019.94 |
| - | - | - | - | - | - | - | - | - | - |
| 287.83 | 341.42 | 346.96 | 132.52 | 296.69 | 129.91 | 100.00 | 258.96 | 2,025.91 | 298.20 |
| - | - | - | - | - | - | - | - | - | - |
| 980.97 | - | (27.01) | - | - | 558.30 | - | 854.03 | 102.87 | 3,288.66 |
| - | 243.00 | - | 1,250.00 | - | 1,238.00 | - | - | 729.00 | 4,049.44 |
| - | - | - | - | - | - | - | - | - | - |
| - | 1,881.00 | 3,800.16 | - | 2,821.00 | - | 1,488.00 | - | - | 10,092.16 |
| 10,621.89 | 1,966.00 | 1,442.92 | 2,022.92 | 893.42 | 3,255.42 | 3,275.92 | 4,651.92 | 9,495.92 | 49,175.10 |
| - | - | 4,250.00 | - | - | 4,178.00 | - | - | (15,675.00) | 171.00 |
| 13,861.66 | 13,861.69 | 13,861.66 | 13,861.66 | 14,161.66 | 13,861.66 | 13,861.66 | 21,853.03 | 20,673.33 | 184,113.00 |
| - | 202.06 | 210.00 | 658.20 | 1,950.00 | 3,140.57 | 1,604.99 | 966.83 | 225.00 | 13,532.65 |
| 2,051.87 | 2,305.12 | 2,096.12 | 2,096.12 | 2,696.12 | 2,164.87 | 2,261.12 | 2,121.12 | 2,276.13 | 28,126.90 |
| 2,030.84 | 2,030.84 | 2,195.58 | 2,080.80 | 2,182.88 | 2,068.34 | 2,043.34 | 2,551.28 | 8,070.74 | 31,569.16 |
| 1,111.74 | 2,693.39 | 20,885.08 | 92.64 | 120.60 | 85.20 | - | - | 711.69 | 29,681.98 |
| - | - | - | - | 77.73 | - | 80.19 | 217.43 | 63.25 | 438.60 |
| 1,655.24 | (3,099.57) | 3,195.42 | (3,206.56) | 204.51 | 30.41 | 700.00 | 220.00 | (3,706.04) | (2,071.43) |
| - | - | - | - | - | - | - | - | - | - |
| 1,164.80 | 1,350.50 | 3,045.25 | 1,323.00 | 1,490.05 | 271.00 | 850.25 | 100.00 | 154.00 | 10,618.60 |
| - | - | - | - | - | - | - | - | - | - |
| - | - | - | - | - | - | - | - | - | 100.00 |
| 3,464.90 | 3,755.91 | 3,836.88 | 3,534.18 | 4,900.44 | 3,085.12 | 5,379.47 | 5,725.23 | 12,809.67 | 64,009.88 |
| - | - | - | - | - | - | - | - | - | - |
| - | - | - | - | - | - | - | - | - | - |
| - | - | - | - | - | - | - | - | - | - |
| - | - | - | - | - | - | - | - | - | - |
| 625,988.99 | 600,594.43 | 642,273.56 | 595,908.86 | 610,964.37 | 605,560.35 | 636,060.03 | 680,499.96 | 590,461.59 | 7,405,552.20 |
| 47,278.18 | 41,282.29 | 46,350.04 | 40,937.18 | 38,081.32 | 43,226.21 | 44,382.02 | 44,338.07 | 45,048.86 | 530,663.45 |
| (149.19) | (1,342.70) | (372.97) | (2,461.61) | (5,743.78) | - | - | - | - | (38,291.91) |
| - | - | - | - | - | 1,305.03 | - | - | - | 1,553.25 |
| - | - | - | - | - | - | - | - | - | - |
| - | - | - | - | - | - | - | - | - | - |
| 4,157.19 | 1,673.73 | 1,516.13 | 1,515.72 | 1,497.93 | 1,525.08 | 1,524.51 | 1,601.55 | 1,658.83 | 21,284.78 |
| 3,367.79 | 1,264.63 | 3,921.49 | 1,446.52 | 2,009.56 | 2,648.69 | 2,599.08 | 1,584.16 | 2,091.62 | 31,486.19 |
| 54,129.41 | 57,667.34 | 63,697.75 | 48,824.40 | 40,264.01 | 61,832.19 | 41,029.09 | 56,016.66 | 66,537.90 | 649,936.62 |
| 108,783.38 | 100,545.29 | 115,112.44 | 90,262.21 | 76,109.04 | 110,537.20 | 89,534.70 | 103,540.44 | 115,337.21 | 1,196,632.38 |

| | | | | | | | | | |
|---------------------|---------------------|---------------------|---------------------|---------------------|---------------------|---------------------|---------------------|---------------------|-----------------------|
| 30,539.00 | 24,555.00 | 31,700.00 | 28,073.00 | 24,655.00 | 11,130.00 | 25,052.00 | 24,611.00 | 24,776.00 | 303,797.00 |
| (94,589.00) | (75,704.00) | (86,969.00) | (77,349.00) | (75,741.00) | (87,174.00) | 34,802.00 | (77,021.00) | (66,422.00) | (844,794.00) |
| - | - | - | - | - | - | - | - | - | - |
| (64,050.00) | (51,149.00) | (55,269.00) | (49,276.00) | (51,086.00) | (76,044.00) | 59,854.00 | (52,410.00) | (41,646.00) | (540,997.00) |
| 1,912,469.54 | 1,929,022.50 | 2,185,433.38 | 2,090,502.06 | 2,035,493.91 | 2,017,932.36 | 2,237,382.62 | 1,944,476.40 | 1,902,879.64 | 23,595,571.52 |
| 1,912,643.60 | 1,929,022.50 | 2,185,886.50 | 2,090,502.06 | 2,035,493.91 | 2,017,932.36 | 2,238,076.48 | 1,944,476.40 | 1,902,879.64 | 23,393,515.23 |
| 669,706.69 | 670,356.84 | 672,634.79 | 659,896.92 | 661,492.76 | 660,957.49 | 663,077.30 | 666,196.47 | 762,928.57 | 8,096,423.73 |
| (849.62) | (849.62) | (849.62) | (849.62) | (849.62) | (849.62) | (849.62) | (849.62) | (849.62) | (10,195.44) |
| (14,165.41) | (14,165.41) | (14,165.40) | (14,165.41) | (14,165.40) | (14,165.40) | (14,165.41) | (14,165.41) | (14,165.40) | (169,984.87) |
| (1,402.52) | (1,402.51) | (1,402.52) | (1,402.51) | (1,402.51) | (1,402.52) | (1,402.52) | (1,402.51) | (1,402.52) | (16,830.18) |
| (9.59) | (9.59) | (9.59) | (9.59) | (9.59) | (9.59) | (9.59) | (9.59) | (9.59) | (115.08) |
| (474.65) | (474.65) | (474.65) | (474.65) | (474.65) | (474.65) | (474.65) | (474.65) | (474.65) | (5,695.80) |
| (529.60) | (529.59) | (529.60) | (529.59) | (529.60) | (529.59) | (529.60) | (529.59) | (529.60) | (6,355.14) |
| (471.32) | (471.31) | (471.32) | (471.31) | (471.32) | (471.31) | (471.32) | (471.31) | (471.32) | (5,655.81) |
| (548.33) | (548.33) | (548.33) | (548.33) | (548.33) | (548.33) | (548.33) | (548.33) | (548.33) | (6,579.99) |
| 651,255.65 | 651,905.83 | 654,183.76 | 641,445.91 | 643,041.74 | 642,506.48 | 644,626.26 | 647,745.46 | 744,477.54 | 7,875,011.42 |
| (112,844.00) | (112,859.63) | (113,361.87) | (113,410.77) | (113,782.09) | (113,927.12) | (114,444.33) | (114,794.98) | (118,515.69) | (1,365,915.51) |
| (112,844.00) | (112,859.63) | (113,361.87) | (113,410.77) | (113,782.09) | (113,927.12) | (114,444.33) | (114,794.98) | (118,515.69) | (1,365,915.51) |
| 17,912.91 | 17,739.27 | 17,727.76 | 17,727.60 | 17,724.78 | 17,482.26 | 17,472.86 | 17,473.06 | 19,256.62 | 214,256.60 |
| 187,333.28 | 187,333.27 | 187,334.16 | 187,333.27 | 187,333.29 | 187,333.27 | 187,333.27 | 187,334.17 | 187,333.27 | 2,242,818.17 |
| 205,246.19 | 205,072.54 | 205,061.92 | 205,060.87 | 205,058.07 | 204,815.53 | 204,806.13 | 204,807.23 | 206,589.89 | 2,457,074.77 |
| (5,273.67) | (5,273.67) | (5,273.67) | (5,273.67) | (5,273.67) | (5,273.67) | (5,273.67) | (5,273.67) | (5,273.67) | (63,284.04) |
| - | - | - | - | - | - | - | - | - | - |
| - | - | - | - | - | - | - | - | - | - |
| 537,102.74 | 537,115.72 | 437,867.15 | 467,293.71 | 515,092.17 | 492,391.27 | 489,327.55 | 483,452.52 | 384,283.86 | 5,892,959.54 |
| 12,838.28 | 10,874.57 | 12,943.87 | 12,405.03 | 11,868.98 | 12,084.88 | 11,471.34 | 12,374.66 | 12,852.10 | 140,187.47 |
| 56,762.67 | 46,498.11 | 55,346.17 | 53,042.22 | 50,051.37 | 49,344.01 | 46,826.50 | 49,696.09 | 51,270.82 | 597,802.44 |
| 48.75 | 69.35 | 188.35 | 222.77 | 78.18 | 132.96 | 139.22 | 43.38 | 1,147.06 | 7,429.77 |
| (772.71) | 428.52 | 804.63 | (338.38) | 436.02 | 523.74 | (1,441.94) | 467.89 | 3,110.26 | 35,772.41 |
| 391.55 | - | - | - | 15.94 | (5.99) | (79.99) | - | 156.85 | 1,678.77 |
| 190.28 | 77.10 | 47.62 | - | 12.36 | - | (8.00) | - | 97,987.71 | 98,307.07 |
| - | - | - | - | - | - | - | - | 1,461.00 | 1,461.00 |
| - | - | - | 252.70 | - | - | - | - | - | 252.70 |
| (2,178.23) | (2,178.23) | (2,178.23) | (2,178.23) | (2,178.23) | (2,178.23) | (2,178.23) | (4,073.19) | (4,073.19) | (29,928.68) |
| 604,383.33 | 592,885.14 | 505,019.56 | 530,699.82 | 575,376.79 | 552,292.64 | 544,056.45 | 541,961.35 | 548,196.47 | 6,745,922.49 |
| 604,502.52 | 593,004.33 | 505,138.75 | 530,819.01 | 575,495.98 | 552,411.83 | 544,175.64 | 542,080.54 | 548,315.66 | 6,747,352.77 |
| (72,892.82) | 31,961.90 | 405,936.40 | 187,772.37 | 137,392.16 | 164,499.68 | (29,447.51) | (49,219.72) | (233,974.00) | 397,162.00 |

| | | | | | | | | | |
|---------------------|---------------------|---------------------|---------------------|---------------------|---------------------|---------------------|---------------------|---------------------|----------------------|
| (28,957.06) | 12,697.03 | 161,260.39 | 74,593.58 | 54,579.78 | 65,348.37 | (11,698.18) | (19,552.80) | (165,354.13) | 85,368.01 |
| - | - | - | - | - | - | - | - | - | - |
| - | - | - | - | - | - | - | - | 732,948.00 | 732,948.00 |
| - | - | - | - | - | - | - | - | 214,556.00 | 214,556.00 |
| - | - | - | - | - | - | - | - | - | - |
| (2,753.00) | (2,753.00) | (2,753.00) | (2,753.00) | (2,753.00) | (2,753.00) | (2,753.00) | (2,753.00) | (2,753.00) | (33,036.00) |
| (104,602.88) | 41,905.93 | 564,443.79 | 259,612.95 | 189,218.94 | 227,095.05 | (43,898.69) | (71,525.52) | 545,422.87 | 1,396,998.01 |
| 3,150,634.16 | 3,302,658.64 | 3,995,506.87 | 3,608,637.17 | 3,529,133.69 | 3,525,441.27 | 3,467,254.77 | 3,147,396.27 | 3,823,777.05 | 40,641,378.66 |
| 3,150,808.22 | 3,302,658.64 | 3,995,959.99 | 3,608,637.17 | 3,529,133.69 | 3,525,441.27 | 3,467,948.63 | 3,147,396.27 | 3,823,777.05 | 40,638,743.46 |
| (45,049.29) | 628,827.14 | 1,338,691.81 | 1,194,735.20 | 803,905.86 | 1,090,594.82 | 210,828.33 | 247,157.20 | 2,023,746.26 | 8,011,202.80 |
| 14,365.55 | 1,312.56 | (266,456.95) | 1,193.70 | 5.57 | 5,167.50 | - | - | - | (236,894.27) |
| - | - | - | - | - | - | - | - | - | - |
| - | - | - | - | - | - | - | - | - | - |
| - | - | - | - | - | - | - | - | - | - |
| 14,365.55 | 1,312.56 | (266,456.95) | 1,193.70 | 5.57 | 5,167.50 | - | - | - | (236,894.27) |
| - | - | - | - | - | - | - | - | - | - |
| - | - | - | - | - | - | - | - | - | - |
| - | - | - | - | - | - | - | - | - | - |
| 336,345.97 | 443,229.94 | 430,007.46 | 439,798.47 | 439,159.29 | 439,114.35 | 442,786.71 | 436,992.33 | 446,905.44 | 5,104,703.56 |
| 2,967.71 | 3,298.74 | 4,473.21 | 6,816.18 | 7,877.54 | 8,425.88 | (1,947.88) | 8,788.85 | (220,289.34) | (140,190.29) |
| - | - | - | - | - | - | - | - | - | - |
| - | - | - | - | - | - | - | - | - | - |
| 259,142.53 | 259,142.53 | 259,144.77 | 259,154.18 | 259,154.18 | 259,154.18 | 259,165.38 | 259,189.44 | 259,219.92 | 3,110,505.24 |
| - | - | - | - | - | - | - | - | - | - |
| - | - | - | - | - | - | - | - | - | - |
| (13,258.71) | (13,258.71) | (13,258.71) | (13,258.71) | (13,258.71) | (13,258.71) | (13,258.71) | (13,258.71) | (13,258.71) | (153,232.56) |
| 6,716.19 | 6,506.12 | 6,521.46 | 6,628.04 | 6,401.53 | 6,164.65 | 6,045.23 | 5,637.36 | 5,571.24 | 75,652.64 |
| - | - | - | - | - | - | - | - | - | - |
| 591,913.69 | 698,918.62 | 686,888.19 | 699,138.16 | 699,333.83 | 699,600.35 | 692,790.73 | 697,349.27 | 478,148.55 | 7,997,438.59 |
| - | - | - | - | - | - | - | - | - | - |
| (622,597.43) | (68,778.92) | 385,346.67 | 496,790.74 | 104,577.60 | 396,161.97 | (481,962.40) | (450,192.07) | 1,545,597.71 | (223,130.06) |
| (870,646.00) | (352,013.22) | 678,175.54 | 360,519.72 | 46,965.98 | 355,297.08 | (442,389.07) | (444,363.88) | 1,525,677.24 | 211,194.17 |
| (622,597.43) | (68,778.92) | 385,346.67 | 496,790.74 | 104,577.60 | 396,161.97 | (481,962.40) | (450,192.07) | 1,545,597.71 | (223,130.06) |

| PWW | Assets | PEU | Assets | PAC | Assets | Jan-21 |
|--------|--|--------|--|--------|-----------------------------|---------------------|
| | | | <u>Land</u> | | <u>Land</u> | |
| 103000 | PROPERTY HELD FUTURE USE | 103000 | PROPERTY HELD FUTURE USE | | | 4,449.76 |
| 303100 | LAND: POWDER HILL | | | | | 639,329.93 |
| 303100 | LAND | 303100 | LAND | 303100 | LAND | 549,184.63 |
| 303150 | LAND - TINKER RD (SANDERSON) | | | | | - |
| 303200 | SOURCE OF SUPPLY & WATER RIGHT | | | | | - |
| 303201 | SOURCE/SUPPLY WATER RIGHTS:BED | | | | | - |
| 303240 | EASEMENTS: ENGLISH WOODS | | | | | - |
| 303240 | EASEMENTS | 303240 | EASEMENTS | | | 505,390.75 |
| 303250 | EASEMENTS: AUTUMN WOODS | | | | | - |
| 303250 | EASEMENT - GAGE HILL | 303250 | EASEMENT - GAGE HILL | | | - |
| 303260 | EASEMENTS: OAKWOOD | 303260 | EASEMENTS: OAKWOOD | | | - |
| 303270 | EASEMENTS: GILCREAST RD | 303270 | EASEMENTS: GILCREAST RD | | | - |
| 303300 | EASEMENTS | | | | | 228,178.93 |
| 303300 | EASEMENTS - PITTSFIELD | | | 303300 | EASEMENTS - PITTSFIELD | 16,153.19 |
| 303400 | TRANSMISSION SYSTEM LAND | | | | | - |
| 303500 | DISTRIB RESER & STANDPIPE LAND | 303500 | DISTRIB RESER & STANDPIPE LAND | | | - |
| 303501 | ASHLEY CMNS INTER WATER RIGHTS | | | | | 552,513.16 |
| 303510 | AVERY/HICKORY INTER WATER RIGHTS | 303510 | AVERY/HICKORY INTER WATER RIGHTS | | | 100,335.00 |
| 303520 | LAND RIGHTS/SOURCE OF SUPPLY & PUMPING PLANT | 303520 | LAND RIGHTS/SOURCE OF SUPPLY & PUMPING PLANT | | | 108,285.50 |
| 303550 | DREW WOODS INTER WATER RIGHTS | | | | | 688,358.24 |
| 303600 | DISTRIB SYS LAND & RIGHTS/WAY | 303600 | DISTRIB SYS LAND & RIGHTS/WAY | | | 25,000.00 |
| 303650 | DIST SYS LAND & RIGHTS:SHGN WD | | | | | - |
| 303700 | GENERAL AND MISCELLANEOUS LAND | | | | | - |
| | | | | | | 3,417,179.09 |
| | | | <u>Structures</u> | | <u>Structures</u> | |
| 304000 | STRUCTURES AND IMPROVEMENTS | 304000 | STRUCTURES AND IMPROVEMENTS | | | - |
| 304100 | SOURCE OF SUPPLY STRUCTURES | 304100 | SOURCE OF SUPPLY STRUCTURES | 304100 | SOURCE OF SUPPLY STRUCTURES | 8,085,107.26 |
| 304101 | SOURCE/SUPPLY STRUCT-BON TERR | | | | | - |
| 304102 | S/S STRUCTURES: CIAC | | | | | 404,000.00 |
| 304103 | SOURCE/SUPPLY STRUCTS: AVD | | | | | - |
| 304150 | S/S STRUCTS: MERR RIVER STA | | | | | - |
| 304155 | SOURCE/SUPPLY STRUCTS: AUTUMN | | | | | - |
| 304200 | POWER & PUMPING STRUCTURES | 304200 | POWER & PUMPING STRUCTURES | | | 6,003,774.54 |
| 304201 | HEATING SYSTEM | | | | | - |
| 304204 | POWER & PUMP STRUCT:ENG WDS | | | | | - |
| 304210 | STRUCT & IMPROVEMENTS: ROOFING | 304210 | STRUCTURES & IMPROVE: ROOFING | | | 39,984.80 |
| 304250 | S/S STRUCTS:VALLEYFIELD | | | | | - |
| 304265 | POWER & PUMP STRUCT-SOUHEGN WD | | | | | - |

| | | | | | | |
|--------|---------------------------------------|--------|---|---------------------------|--------------------------------|---------------|
| 304300 | PURIFICATION SYSTEM STRUCTURES | | | | - | |
| 304500 | DISTRIBUTION RESERVOIRS | 304500 | DISTRIBUTION RESERVOIRS | | 3,772.19 | |
| 304550 | BOOSTER STATIONS | 304550 | BOOSTER STATIONS | | 4,758,954.58 | |
| 304551 | BOOSTER STATIONS: CIAC | | | | 65,787.00 | |
| 304555 | BOOSTER STATIONS: AUTUMN WOODS | | | | - | |
| 304557 | BOOSTER STATIONS - GREAT BAY | | | | - | |
| 304670 | BOOSTER STATIONS: DONALD ST | | | | - | |
| 304700 | GENERAL & MISC STRUCTURES | | 304700 | GENERAL & MISC STRUCTURES | 194,620.83 | |
| 304701 | NEW OFFICE AT YARD | | | | 7,449,164.44 | |
| 304750 | WILL STREET EXPANSION | | | | 20,460.19 | |
| 304757 | GEN & MISC STRUCTS:GREENFIELD | | | | - | |
| 304800 | WATER TREATMENT STRUCTURES | 304800 | WTP - STRUCTURES | 304800 | WATER TREATMENT STRUCTURES | 25,345,384.07 |
| 304950 | MANCHESTER ST LEASEHOLD IMPRV | | | | 360,211.86 | |
| 304951 | LH IMPROV-HECOPIII FITUP ALLOW | | | | - | |
| 304999 | BUILDINGS/ACQUISITION ADJUSTMT | 304999 | BUILDINGS/ACQUISITION ADJUSTMT | | - | |
| 305000 | COLCT & IMPOUNDING RESERVOIRS | | | | 4,983,156.52 | |
| 305000 | RESERVOIRS & DAMS | | 305000 | RESERVOIRS & DAMS | 137,331.46 | |
| 305110 | SOURCE/SUPPLY STRUCT: HOLT DAM | | | | - | |
| 305120 | SOURCE/SPPLY STRUCT:BOWERS DAM | | | | - | |
| 305130 | SOURCE/SPPLY STRCT: HARRIS DAM | | | | - | |
| 305140 | SOURCE/SUPPLY STRCT:SUPPLY PND | | | | - | |
| 305145 | SRCE/SPPLY STRCT:URBAN RUNOFF | | | | - | |
| 306000 | LAKE,RIVER, OTHER INTAKES: S/S | 306000 | LAKE, RIVER, OTHER INTAKES | 306000 | LAKE, RIVER & OTHER INTAKE-PAC | 7,326,929.90 |
| 307100 | WELLS & SPRINGS - PWW | 307100 | WELLS & SPRINGS | | 3,399,722.34 | |
| 307210 | WELL PUMPS & PIPING | 307210 | WELL PUMPING & PIPING | | 594,296.25 | |
| 307250 | WELLS & SPRINGS-BADGER HILL | | | | - | |
| 307251 | WELLS & SPRINGS - VALLEYFIELD | | | | - | |
| 308200 | INFILT GALLERIES & TUNNELS: S/S | | | | 1,543.33 | |
| 309000 | SUPPLY MAINS: PITTSFIELD | | | 309000 | SUPPLY MAINS: PITTSFIELD | 309,352.72 |
| 309200 | SUPPLY MAINS-SOURCE OF SUPPLY | 309200 | SUPPLY MAINS:S/S PUMPING PLANT | | 4,452,413.27 | |
| | | | | | 73,935,967.55 | |
| | | | Equipment | | Equipment | |
| 310000 | POWER GENERATION EQUIPMENT | 310000 | POWER GENERATION EQUIPMENT | 310000 | POWER GENERATED EQUIP: PAC | 2,262,924.78 |
| 311200 | ELECTRIC PUMPING EQUIPMENT | 311200 | ELECTRIC PUMPING EQUIPMENT | 311200 | ELECTRIC PUMPING EQUIPMENT | 7,303,497.02 |
| 311201 | ELECTRIC PUMP EQUIP - BON TERR | | | | - | |
| 311202 | ELECTRIC PUMP EQUIP: MERR RIV | | | | - | |
| 311203 | ELECTRIC PUMP EQUIP: TAYLOR FL | | | | - | |
| 311205 | ELECTRIC PUMPING EQUIP: AUTUMN | | | | - | |
| 311207 | ELECTRIC PUMP EQUIP: GREAT BAY | | | | - | |
| 311210 | ELECTRIC PUMPING EQUIP: PUMPS | 311210 | PUMPING EQUIPMENT: PUMPS | 311210 | PUMPING EQUIP: PUMPS - PAC | 1,247,938.55 |
| 311220 | ELECTRIC PUMPING EQUIP: METERS | 311220 | PUMPING EQUIPMENT: METERS | | 24,684.03 | |
| 311230 | ELECTRIC PUMPING EQUIP-CHEMICAL PUMPS | 311230 | ELECTRIC PUMPING EQUIPMENT-CHEMICAL PUMPS | | 42,148.91 | |
| 311250 | ELEC PUMPING EQUIP-VALLEYFIELD | | | | - | |
| 311265 | ELEC PUMP EQUIP - SOUHEGAN WDS | | | | - | |
| 311300 | DIESEL PUMPING EQUIPMENT | | | | - | |

| | | | | | | |
|--------|--|--------|--|--------|--|---------------|
| 311400 | HYDRAULIC PUMPING EQUIPMENT | | | | 15,857.20 | |
| 311500 | NATURAL GAS PUMPING EQUIPMENT | | | | 248,484.33 | |
| 311600 | OTHER POWER PUMPING EQUIPMENT | 311600 | OTHER POWER PUMPING EQUIPMENT | | 58,934.86 | |
| 311603 | OTHER PWR & PUMP EQUIP-POWDER | | | | - | |
| 311605 | OTHER PWR & PUMP EQUIP-AUTUMN | | | | - | |
| 311607 | OTHER PWR & PUMP EQUIP-GRT BAY | | | | - | |
| 320000 | PURIFICATION SYSTEM EQUIPMENT | 320000 | PURIFICATION SYSTEM EQUIPMENT | 320000 | PURIFICATION SYSTEM EQUIPMENT | 1,572,036.80 |
| 320005 | PURIFICATION SYS EQUIP-AUTUMN | | | | - | |
| 320006 | PURIF SYS EQUIP-SOUHEGAN WOODS | | | | - | |
| 320007 | PURIFICATION SYS EQUIP-BT | | | | - | |
| 320008 | PURIF SYS EQUIP: SWEET HILL | | | | - | |
| 320017 | PURIFICATION EQUIP: GREAT BAY | | | | - | |
| 320100 | OTHER PRODUCTION EQUIPMENT | 320100 | OTHER PRODUCTION EQUIPMENT | | 76,495.62 | |
| 320101 | OTHER PRODUCTION EQUIP: CIAC | | | | 13,500.00 | |
| 320105 | OTHER PROD EQUIP: AUTUMN WOODS | | | | - | |
| 320200 | WATER TREATMENT EQUIPMENT | 320200 | WATER TREATMENT EQUIPMENT | 320200 | WATER TREATMENT EQUIPMENT: PAC | 17,583,384.50 |
| 320250 | PURIF SYS EQUIP-VALLEYFIELD | | | | - | |
| 320310 | WATER TREATMENT: FILTER MEDIA | 320310 | WTP EQUIPMENT-FILTER MEDIA | 320310 | WTP EQUIPMENT: MEDIA - PAC | 1,396,481.32 |
| 320360 | OTHER PROD EQUIP: CABOT PRES | | | | - | |
| | | | | | 31,846,367.92 | |
| | Transmission & Distribution | | Transmission & Distribution | | Transmission & Distribution | |
| 114100 | AQUISITION ADJ - BON TERRAIN | | | | (384,880.18) | |
| 114100 | AQUISITION ADJ | 114100 | AQUISITION ADJ | | (8,708,682.94) | |
| 114101 | ACQUISITION ADJ-SOUHEGAN WOODS | | | | (460,025.00) | |
| 114101 | ACQ ADJ: WESCO | 114101 | ACQ ADJ: WESCO | | (7,940.20) | |
| 114102 | ACQUISITION ADJ: CASTLE REACH | 114102 | ACQUISITION ADJ: CASTLE REACH | | (185,750.00) | |
| 114103 | ACQUISITION ADJ: WHITE ROCK SR | 114103 | ACQUISITION ADJ: WHITE ROCK SR | | (230,800.00) | |
| 114104 | ACQUISITION ADJ: LAMPLIGHTER | 114104 | ACQUISITION ADJ: LAMPLIGHTER | | (276,666.67) | |
| 114105 | ACQUISITION ADJ: FLETCHERS | 114105 | ACQUISITION ADJ: FLETCHERS | | (331,666.66) | |
| 115100 | ACCUM AMORT OF ACQ ADJUSTMENT | 115100 | ACCUM AMORT OF ACQ ADJUSTMENT | | 4,230,447.31 | |
| 115101 | ACCUM AMORT:SOUHEGN WD ACQ ADJ | | | | 375,024.13 | |
| 115101 | ACCUM AMORT OF ACQ ADJ:WESCO | 115101 | ACCUM AMORT OF ACQ ADJ:WESCO | | 3,169.95 | |
| 115102 | ACCUM AMORT: BON TERR ACQ ADJ | | | | 232,293.35 | |
| 115102 | ACCUM AMORT ACQ ADJ:CASTLE REA | 115102 | ACCUM AMORT ACQ ADJ:CASTLE REA | | 112,292.34 | |
| 115103 | ACCUM AMORT ACQ ADJ:WHITE ROCK | 115103 | ACCUM AMORT ACQ ADJ:WHITE ROCK | | 128,736.42 | |
| 115104 | ACCUM AMORT ACQ ADJ:LAMPLIGHTR | 115104 | ACCUM AMORT ACQ ADJ:LAMPLIGHTR | | 177,241.72 | |
| 115105 | ACCUM AMORT ACQ ADJ:FLETCHERS | 115105 | ACCUM AMORT ACQ ADJ:FLETCHERS | | 213,677.21 | |
| 330000 | DISTRIBUTION RES & STANDPIPES | 330000 | DISTRIBUTION RES & STANDPIPES | | 2,167,316.06 | |
| 330160 | DISTRIBUTION RES: SHAKESPEARE | | | | - | |
| 330165 | DISTRIBUTION RES: FIFIELD TANK | | | | - | |
| 330170 | DISTRIBUTION RES: POWDER HILL | | | | - | |
| 330171 | DISTRIBUTION RES: GREAT BAY | | | | - | |
| 330174 | DISTRIBUTION RES: ENGLISH WOOD | | | | - | |
| 330500 | DISTRIBUTION RESERVIORS | | | | 8,459,084.08 | |
| 331000 | PAVEMENTS - GENERAL | | | 331000 | PAVEMENTS - GENERAL | 327,272.32 |

| | | | | | | |
|--------|--------------------------------|--------|-------------------------------|--------|--------------------------------|---------------|
| 331001 | PAVEMENTS - TRANS MAINS | 331001 | PAVEMENTS - TRANS MAINS | 331001 | PAVEMENTS - TRANS MAINS | 657,257.63 |
| 331002 | PAVEMENTS - DIST MAINS | 331002 | PAVEMENTS - DIST MAINS | 331002 | PAVEMENTS - DIST MAINS | 7,398,357.90 |
| 331003 | PAVEMENTS - GATE VALVES | 331003 | PAVEMENTS-GATE VALVES | 331003 | PAVEMENTS - GATE VALVES | 247,678.50 |
| 331006 | PAVING: CIAC - MAINS | 331006 | PAVING: CIAC - MAINS | | | - |
| 331100 | TRANSMISSION MAINS | | | | | 13,075,686.45 |
| 331100 | MAINS: 6" & LARGER | 331100 | MAINS: 6" & LARGER | 331100 | MAINS: 6" & LARGER | 19,003,017.56 |
| 331101 | TRANS & DIST MAINS - BON TERRN | | | | | 1,440,589.96 |
| 331101 | MAINS: 4" & UNDER | 331101 | MAINS: 4" & UNDER | | | 3,027,863.89 |
| 331102 | T&D MAINS:DEV INST:BON TERRAIN | | | | | 531,932.04 |
| 331102 | MAINS: UNKNOWN SIZE | 331102 | MAINS: UNKNOWN SIZE | | | 5,161,268.54 |
| 331150 | TRANS MAINS: DEVELOPER INSTALL | | | | | 235,507.36 |
| 331150 | MAINS: CIAC - 6" & LARGER | 331150 | MAINS: CIAC - 6" & LARGER | | | 11,246,016.99 |
| 331150 | DEVEL INSTAL MAINS-6" & LARGER | | | 331150 | DEVEL INSTAL MAINS-6" & LARGER | 316,734.00 |
| 331151 | MAINS: CIAC - 4" & UNDER | 331151 | MAINS: CIAC - 4" & UNDER | | | 956,971.89 |
| 331152 | MAINS: CIAC - UNKNOWN SIZE | 331152 | MAINS: CIAC - UNKNOWN SIZE | | | 622,095.25 |
| 331165 | TRANS MAINS - SOUHEGAN WOODS | | | | | - |
| 331200 | DISTRIBUTION MAINS - NEW | 331200 | DISTRIBUTION MAINS - NEW | | | 44,589,601.33 |
| 331200 | MAINS: 4" & UNDER | | | 331200 | MAINS: 4" & UNDER | 216.00 |
| 331201 | DISTRIBUTION SYSTEM EQUIPMENT | | | | | 122,253.28 |
| 331204 | DISTRIBUTION MAINS: ENG WOODS | | | | | - |
| 331205 | DISTRIBUTION MAINS: AUTUMN | | | | | - |
| 331206 | DIST MAINS: SOUHEGAN WOODS | | | | | - |
| 331220 | DIST MAINS IN LITTLE PND | | | | | - |
| 331250 | DIST MAINS: GATE VALVES | | | | | 2,679,877.09 |
| 331250 | GATES: 4" & UNDER | 331250 | GATES: 4" & UNDER | 331250 | GATES: 4" & UNDER | 489,880.60 |
| 331251 | GATES: 4" & UNDER - CORE | | | | | 49,003.13 |
| 331251 | GATES: 6" & LARGER | 331251 | GATES: 6" & LARGER | 331251 | GATES: 6" & LARGER | 404,722.31 |
| 331252 | GATES: 4" & UNDER - COMM SYS | | | | | 26,433.69 |
| 331252 | GATES: UNKNOWN SIZE | 331252 | GATES: UNKNOWN SIZE | 331252 | GATES: UNKNOWN SIZE | 150,011.40 |
| 331253 | GATES: 6" & LARGER - CORE | | | | | 64,058.55 |
| 331254 | GATES: 6" & LARGER - COMM SYS | | | | | 67,872.54 |
| 331255 | GATES: CIAC - 4" & UNDER | 331255 | GATES: CIAC - 4" & UNDER | | | 39,803.46 |
| 331256 | DIST MAINS:GATE VALVES-DUNLAP | | | | | - |
| 331256 | GATES: CIAC - 6" & LARGER | 331256 | GATES: CIAC - 6" & LARGER | | | 169,870.00 |
| 331257 | DIST MAINS:VALLEYFIELD | | | | | - |
| 331300 | DIST MAINS: DEVELOPER INSTALL | 331300 | DIST MAINS: DEVELOPER INSTALL | | | 30,568,199.33 |
| 331300 | DEVEL INSTAL MAINS: 4" & UNDER | | | 331300 | DEVEL INSTAL MAINS: 4" & UNDER | - |
| 331305 | DEV INST:DIST MAINS-LTLE POND | | | | | - |
| 331350 | DIST MAINS: TAYLOR FALLS | | | | | - |
| 331360 | DIST MAINS: CABOT PRESERVE | | | | | - |
| 331770 | DISTRIBUTION MAINS - GREAT BAY | | | | | - |
| 333004 | PAVEMENTS: SERVICES | 333004 | PAVEMENTS: SERVICES | 333004 | PAVING - SERVICES | 1,571,171.84 |
| 333100 | NEW SERVICES | 333100 | NEW SERVICES | 333100 | NEW SERVICES | 7,037,332.98 |
| 333101 | NEW SERVICES - BON TERRAIN | | | | | - |
| 333102 | NEW SERV:DEV INSTALL:BON TERR | | | | | - |

| | | | | | | |
|--------|--------------------------------------|--------|--------------------------------------|--------|-------------------------------|---------------|
| 333120 | NEW SERVICES - POWDER HILL | | | | | - |
| 333122 | NEW SERVICES - LITTLE POND | | | | | - |
| 333140 | NEW SERVICES - ENGLISH WOODS | | | | | - |
| 333150 | NEW SERVICES-VALLEYFIELD | | | | | - |
| 333165 | NEW SERVICES - SOUHEGAN WOODS | | | | | - |
| 331400 | CIAC: PRESSURE REDUCING VALVE VAULTS | 331400 | CIAC: PRESSURE REDUCING VALVE VAULTS | | | 98,000.00 |
| 331400 | MAINS: UNKNOWN SIZE | | | 331400 | MAINS: UNKNOWN SIZE | 1,018,899.48 |
| 331401 | DEVEL INSTAL MAINS:UNKNOWN SZ | | | 331401 | DEVEL INSTAL MAINS:UNKNOWN SZ | 176,678.50 |
| 333200 | RENEWED SERVICES | 333200 | RENEWED SERVICES | 333200 | RENEWED SERVICES | 5,334,191.61 |
| 333230 | DEVELOPER INSTALLED SERV: CIAC | 333230 | DEV INSTALLED SERVICES: CIAC | | | 10,604,209.61 |
| 333250 | DEVELOPER INSTALLED SERV: PAID | 333250 | DEV INSTALLED SERVICES: PAID | | | 3,391,289.14 |
| 334000 | METERING EQUIPMENT | 334000 | METERING EQUIPMENT | 334000 | METERING EQUIPMENT | 5,842,306.55 |
| 334001 | NEW METERS - BON TERRAIN | | | | | - |
| 334100 | RADIOS FOR METERING | 334100 | RADIOS FOR METERING | 334100 | RADIOS FOR METERING | 3,314,251.81 |
| 334220 | NEW METERS - LITTLE POND | | | | | - |
| 334250 | NEW METERS: BADGER HILL | | | | | - |
| 334360 | NEW METERS - CABOT PRESERVE | | | | | - |
| 334370 | NEW METERS: VALLEYFIELD | | | | | - |
| 334400 | NEW METERS - ENGLISH WOODS | | | | | - |
| 334450 | NEW METERS - BARTLETT COMMONS | | | | | - |
| 334500 | NEW METERS - AUTUMN WOODS | | | | | - |
| 334570 | NEW METERS: GREENFIELD FARMS | | | | | - |
| 334600 | NEW METERS - DUNLAP WOODS | | | | | - |
| 334650 | NEW METERS - SOUHEGAN WOODS | | | | | - |
| 334770 | NEW METERS-GREAT BAY | | | | | - |
| 334890 | NEW METERS: SWEET HILL | | | | | - |
| 334900 | NEW METERS - ATHERTON COMMONS | | | | | - |
| 334920 | NEW METERS: LAUREL WOODS | | | | | - |
| 334950 | CONSTRUCTION METERS | | | | | 2,565.20 |
| 335000 | FIRE PROT EQUIP: HYDRANTS | 335000 | FIRE PROT EQUIP: HYDRANTS | 335000 | FIRE PROT EQUIP: HYDRANTS | 3,836,433.26 |
| 335001 | NEW HYDRANTS - BON TERRAIN | | | | | - |
| 335002 | HYDRANTS:DEV INSTALL: BON TERR | | | | | - |
| 335005 | PAVEMENTS: HYDRANTS | 335005 | HYDRANTS - PAVING | 335005 | HYDRANTS - PAVING | 104,995.69 |
| 335100 | HYDRANTS: CIAC | 335100 | HYDRANTS: CIAC | 335100 | HYDRANTS: CIAC | 2,914,641.00 |
| 335200 | NEW HYDRANTS: POWDER HILL | | | | | 900.00 |
| 335205 | FIRE PROTECTION: AUTUMN | | | | | - |
| 335220 | NEW HYDRANTS - LITTLE POND | | | | | - |
| 335650 | NEW HYDRANTS - SOUHEGAN WOODS | | | | | - |
| 339000 | OTHER TRANS/DIST EQUIPMENT | 339000 | OTHER TRANS/DIST EQUIPMENT | 339000 | OTHER PLANT & MISC EQUIP: PAC | 121,614.72 |
| 339100 | OTHER PLANT&MISC EQ-INTANGIBLE | | | | | 565.00 |
| 339200 | OTHER PLANT & MISC EQ-S/S PUMP | | | | | 97,067.72 |
| 339300 | OTHER PLANT & MISC EQUIP -WTP | | | | | 295,946.98 |
| 339360 | OTHER TRANS/DIST EQUIP: CABOT | | | | | - |
| 339500 | OTHER TRANS/DIST EQUIP: AUTUMN | | | | | - |
| 339650 | OTHER TRANS/DIST EQUIP: SOUHEG | | | | | - |

339770 OTHER TRANS/DIST EQUIP: GRT BAY

-
194,945,985.00

Miscellaneous Equipment

Miscellaneous Equipment

| | | | | | | |
|--------|--------------------------------|--------|--------------------------------|--------|-------------------------------|--------------|
| 340100 | OFFICE EQUIPMENT | 340100 | OFFICE FURNITURE/EQUIPMENT | | | 675,462.39 |
| 341000 | TRANSPORTATION EQUIPMENT | | | | | 3,736,445.42 |
| 343000 | SHOP EQUIPMENT | 343000 | SHOP EQUIPMENT | 343000 | SHOP EQUIPMENT | 844,509.34 |
| 343001 | SHOP EQUIP: BON TERRAIN | | | | | - |
| 344000 | LABORATORY EQUIPMENT | 344000 | LAB EQUIPMENT | 344000 | LABORATORY EQUIPMENT | 223,422.18 |
| 345000 | POWER OPERATED EQUIPMENT | | | | | 376,133.08 |
| 345500 | POWER OPERATED EQUIP -GEN PLNT | 345500 | POWER OPERATED EQUIP -GEN PLNT | | | - |
| 346000 | COMMUNICATION EQUIPMENT | 346000 | COMMUNICATION EQUIPMENT | 346000 | COMMUNICATION EQUIPMENT - PAC | 1,602,241.15 |
| 346250 | COMMUNICATION EQUIP: BADGER HL | | | | | - |
| 346500 | COMMUNICATION EQUIP: AUTUMN WD | | | | | - |
| 346650 | COMMUNICATION EQUIP-SOUHEGN WD | | | | | - |
| 346770 | COMMUNICATION EQUIP: GREAT BAY | | | | | - |
| 347110 | COMPUTER EQUIP-HRDWARE/SFTWARE | 347110 | COMPUTER EQUIPMENT | 347110 | COMPUTER EQUIPMENT | 8,751,504.47 |
| 348000 | MISCELLANEOUS GENERAL EQUIP | 348000 | MISCELLANEOUS GENERAL EQUIP | 348000 | MISCELLANEOUS GENERAL EQUIP | 813,279.68 |
| 348001 | MISC GENERAL EQUIP - BON TERR | | | | | - |

17,022,997.71

Intangible Plant

Intangible Plant

Intangible Plant

| | | | | | | |
|--------|--------------------------------|--------|--------------------------------|--------|----------------------|------------|
| 301000 | ORGANIZATION EXPENSE | 301000 | ORGANIZATION EXPENSE | 301000 | ORGANIZATION EXPENSE | 490,806.87 |
| 302000 | FRANCHISES & CONSENTS | | | | | 229,132.31 |
| 302100 | FRANCHISES & CONSENTS | 302100 | FRANCHISES & CONSENTS | | | 21,445.54 |
| 301260 | ORGANIZATION EXP: THURSTON WDS | 301260 | ORGANIZATION EXP: THURSTON WDS | | | - |
| 301270 | ORGANIZATION EXP: LAMPLIGHTER | 301270 | ORGANIZATION EXP: LAMPLIGHTER | | | - |
| 301740 | ORGANIZATION EXP: FLETCHERS | 301740 | ORGANIZATION EXP: FLETCHERS | | | - |
| 302230 | FRANCHISE FEES: CASTLE REACH | 302230 | FRANCHISE FEES: CASTLE REACH | | | 48,432.05 |
| 302420 | FRANCHISE FEES: WHITE ROCK | 302420 | FRANCHISE FEES: WHITE ROCK | | | - |
| 302730 | FRANCHISE FEES: WESCO | 302730 | FRANCHISE FEES: WESCO | | | - |

789,816.77

Total Plant in Service

Total Plant in Service

Total Plant in Service

321,958,314.04

Accumulated Depreciation

Accumulated Depreciation

Accumulated Depreciation

| | | | | | | |
|--------|--------------------------------|--------|--------------------------------|--------|--------------------------------|------------------|
| 108000 | ACCUMULATED DEPRECIATION | 108000 | ACCUMULATED DEPRECIATION | 108000 | ACCUMULATED DEPRECIATION: PAC | (104,518,746.01) |
| 108001 | ACCUM DEPREC: COST OF REMOVAL | 108001 | ACCUM DEPREC: COST OF REMOVAL | 108001 | ACCUM DEPREC: COST OF REM -PAC | 8,564,172.82 |
| 108002 | ACCUMULATED DEPREC: GAIN/LOSS | 108002 | ACCUMULATED DEPRECIATION: LOSS | 108002 | ACCUM DEPRECIATION: LOSS -PAC | 9,512,269.55 |
| 108100 | THEORETICAL DEP REERVE-2007 | | | | | 3,531,600.00 |
| 108999 | ACCUM DEPREC: ACQUIS ADJUSTMNT | 108999 | ACCUM DEPREC: ACQUIS ADJUSTMNT | | | - |

(3,344,277.62) **(82,910,703.64)**

(79,566,426.02)

Net Plant in Service

Net Plant in Service

Net Plant in Service

239,047,610.40

Construction Work in Progress

Construction Work in Progress

Construction Work in Progress

| | | | | | | |
|--------|---------------------------|--------|---------------------------|--------|--------------------------------|-------------|
| 105111 | CWIP: LABOR CLEARING | | | | | (10,025.84) |
| 105222 | CWIP: CONTRACTOR CLEARING | 105222 | CWIP: CONTRACTOR CLEARING | 105222 | CWIP: CONTRACTOR CLEARING -PAC | 657,867.82 |

| | | | | | | |
|--------------------|--|--------------------|---------------------------------|--------------------|---------------------------------|-----------------------|
| 105333 | CWIP: WTP EVAL & CAPITAL PLAN | | | | | 9,606.14 |
| 105444 | CWIP: OPERATIONS BUILDING | 105444 | CWIP: CONTRACTOR CLEARING | | | 232,600.37 |
| | | | | | | 890,048.49 |
| Total Plant | | Total Plant | | Total Plant | | 239,937,658.89 |
| | | | | | | 239,448,087.20 |
| | Current Assets | | Current Assets | | Current Assets | |
| | <u>Cash</u> | | <u>Cash</u> | | <u>Cash</u> | |
| 130110 | PETTY CASH: WTP | | | | | 2,000.00 |
| 131110 | CASH: PETTY CASH | 131110 | CASH: PETTY CASH PAC | 131110 | PETTY CASH: PITTSFIELD/NC | 900.00 |
| 131111 | PETTY CASH: OPERATIONS | | | | | 2,000.00 |
| 131112 | PETTY CASH: OFFICE | | | | | 2,000.00 |
| 131115 | PETTY CASH : ENGINEERING | | | | | - |
| 131125 | CASH-PAYROLL RBS CITIZENS BANK | | | | | - |
| 131120 | CASH-BANK OF AMERICA: PWW | 131120 | CASH: BANK OF AMERICA OPERATNG | 131120 | CASH: BANK OF AMERICA OPERATNG | - |
| 131140 | CASH - TD BANK | | | 131140 | CASH - TD BANK | - |
| 131230 | CASH PAYROLL - TD BANK | | | | | - |
| 131350 | RESTRICTED CASH - RSF TD BANK | 131350 | RESTRICTED CASH - TD BANK - RSF | 131350 | RESTRICTED CASH - TD BANK RSF | 974,423.24 |
| 131360 | RESTRICTED CASH - 2014 BOND PROJECT FUND | | | | | 213,675.00 |
| 131361 | RESTRICTED CASH - BOND REFUND ESCROW FUND | | | | | - |
| 131370 | RESTRICTED CASH - 2015 BOND PROJECT FUND | | | | | - |
| 131371 | RESTRICTED CASH - 2015 BOND FUND ESCROW FUND | | | | | - |
| 131375 | DSRR 1.0 RSF | 131375 | DSRR 1.0 RSF | 131375 | DSRR 1.0 RSF | 703,548.98 |
| 131380 | MOERR RSF | 131380 | MOERR RSF | 131380 | MOERR RSF | 2,328,219.83 |
| 131385 | MOERR | 131385 | MOERR | 131385 | MOERR | 1,307,148.16 |
| 131390 | DSRR 1.0 | 131390 | DSRR 1.0 | | | 2,027,010.46 |
| 131372 | RESTRICTED CASH-2018 BOND PROJECT FUND | | | | | - |
| 131373 | RESTRICTED CASH-2019 BOND PROJECT FUND | | | | | 45.00 |
| 131374 | RESTRICTED CASH-2020 BOND PROJECT FUND | | | | | 5,474.84 |
| 131376 | RESTRICTED CASH-2020C BOND PROJECT FUND | | | | | 18,236.29 |
| 131377 | RESTRICTED CASH-2021 BOND PROJECT FUND | | | | | 0 |
| 135100 | INVESTMENTS-BOND PROJECT FUND | | | | | - |
| 131395 | DSRR 0.1 | 131395 | DSRR 0.1 | 131395 | DSRR 0.1 | 668,491.61 |
| 171360 | ACCRUED INTEREST INCOME-2014 BOND PROJ FUND | | | | | - |
| 171370 | ACCRUED INTEREST INCOME-2015 BOND PROJ FUND | | | | | - |
| 181360 | DISCOUNT ON BONDS-2014 BOND PROJ FUND | | | | | - |
| 181370 | DISCOUNT ON BONDS-2015 BOND PROJ FUND | | | | | - |
| 131300 | RESTRICTED CASH - RSF | | | | | - |
| 131200 | CASH-PAYROLL | | | | | - |
| 133100 | OTHER SPECIAL DEPOSITS | 133100 | OTHER SPECIAL DEPOSITS | | | 39,170.00 |
| | | | | | | 8,292,343.41 |
| | Accounts Receivable, Net | | Accounts Receivable, Net | | Accounts Receivable, Net | |
| 141000 | A/R: BILLED WATER REVENUE | 141000 | A/R: BILLED WATER REVENUE | 141000 | A/R: BILLED WATER REVENUE | 759,195.49 |
| 141150 | A/R: BILLED WATER REVENUE | | | | | 2,484,592.00 |
| 141350 | A/R: MVD REMOVAL GRANTS | | | | | - |
| 141100 | | | | | | 31,531.46 |

| | | | | | | |
|--------|--------------------------------|--------|--------------------------------|--------|------------------------------|---------------------|
| 141400 | A/R: MISCELLANEOUS | 141400 | A/R: MISCELLANEOUS | 141400 | A/R: MISCELLANEOUS | 376,065.99 |
| 141450 | A/R: MISC COMPUTERS | | | | | - |
| 142200 | A/R: JOBBING | | | | | 12,281.91 |
| 143901 | ALLOW FOR DOUBTFUL ACCTS-WATER | 143901 | ALLOWANCE FOR DOUBTFUL ACCTS | 143901 | ALLOWANCE FOR DOUBTFUL ACCTS | (27,500.00) |
| 143902 | ALLOW FOR DOUBTFUL ACCTS-JOBNG | 143902 | ALLOW DOUBTFUL ACCT: NON-WATER | | | (10,542.03) |
| | | | | | | 3,625,624.82 |

| | | | | | | |
|--------|------------------------------------|--------|------------------------------------|--------|------------------------------|---------------------|
| 173150 | A/R: UNBILLED WATER REV-QRTL | | | | | - |
| 173150 | A/R: UNBILLED WATER REVENUE | 173150 | A/R: UNBILLED WATER REVENUE | 173150 | A/R: UNBILLED WATER REVENUE | 630,197.00 |
| 173151 | A/R: UNBILLED WATER REV-MONTH | | | | | 2,169,260.00 |
| 173152 | A/R: UNBLLD REVENUE-RECOUPMENT | | | 173152 | A/R UNBILLED REV: RECOUPMENT | 1,613,596.45 |
| 173153 | A/R UNBILLED:RECOUP STEP INCR | 173153 | AR UNBIL REV:CAP RECOV RECOUP | | | - |
| 173154 | AR: UNBILLED REV RECOUP 2009 | | | 173154 | AR: UNBILLED REV RECOUP 2009 | - |
| 173200 | A/R:UNBILLED WATER REV-RECOUP | 173200 | A/R:UNBILLED WATER REV-RECOUP | | | - |
| 173300 | A/R:UNBILLED WATER REV-RECOUP 2017 | 173300 | A/R:UNBILLED WATER REV-RECOUP 2017 | | | 285.35 |
| | | | | | | 4,413,338.80 |

Inventory & Supplies

Inventory & Supplies

| | | | | | | |
|--------|--------------------------------|--------|-------------------------|--------|-----------------------------|-------------------|
| 151000 | INVENTORY | 151000 | INVENTORY | | | - |
| 151100 | INVENTORY: PIPES & FITTINGS | | | 151100 | INVENTORY: PIPES & FITTINGS | 354,623.26 |
| 151101 | INVENTORY: NEW METERS | 151101 | INVENTORY: METERS - PEU | 151101 | INVENTORY: METERS - PAC | 105,679.06 |
| 151150 | INVENTORY: MISC T & D | | | | | 878.64 |
| 151200 | INVENTORY: WTP SPARE PARTS | | | | | - |
| 151201 | INVENTORY: WTP CHEMICALS | | | | | 110,678.48 |
| 151250 | INVENTORY: FLEET/VEHICLES | | | | | (75.13) |
| 151300 | INVENTORY:BACKUP GENERAT FUEL | | | | | 20,553.11 |
| 151400 | INVENTORY: CHEMICALS | 151400 | INVENTORY: CHEMICALS | | | - |
| 151600 | INV: CUSTOMER HANDBOOK/FOLDER | | | | | - |
| 151615 | INV: CUSTOMER BROCHURE/INSERTS | | | | | - |
| 151625 | INVENTORY: CUST CONSERVATION | | | | | - |
| 151650 | INVENTORY: BILLING & ACCTING | | | | | 3,820.93 |
| 151700 | INVENTORY: POCKET FOLDERS | | | | | - |
| 151700 | INVENTORY: PAC | | | 151700 | INVENTORY: PAC | - |
| 151725 | INVENTORY:EDUCATIONAL SUPPLIES | | | | | - |
| 151730 | INVENTORY: CCR'S | | | | | - |
| 231999 | RECEIVING ACCRUAL | | | | | 0 |
| 184200 | INVENTORY-WIP | | | | | 0 |
| | | | | | | 596,158.35 |

Prepaid Expenses & Other

Prepaid Expenses & Other

| | | | | | | |
|--------|-------------------------------|--------|------------------------|--------|------------------------|--------------|
| 162100 | PREPAID INSURANCE | 162100 | PREPAID INSURANCE | 162100 | PREPAID INSURANCE | 22,996.97 |
| 162150 | PREPAID COMPUTER CLASSES | | | | | - |
| 162200 | PREPAID COMPUTER MAINTENANCE | | | | | 361,831.23 |
| 163310 | PREPAID PROPERTY TAXES | 163310 | PREPAID PROPERTY TAXES | 163310 | PREPAID PROPERTY TAXES | 1,198,934.27 |
| 162350 | PREPAID OFFICE EQUIPMENT | | | | | - |
| 162400 | CLEARING ACCOUNT (DO NOT USE) | | | | | - |

| | | | | | | |
|---------------------|--------------------------------|-----------------------------|--------------------------------------|-----------------------------|--------------------------------------|----------------------|
| 162450 | PREPAID HECOP III OFFICE LEASE | | | | | 27,499.56 |
| 162500 | PREPAID POSTAGE | | | | | 38,334.26 |
| 162700 | PREPAID EXPENSES | 162700 | PREPAID EXPENSES | 162700 | PREPAID EXPENSES | 40,245.81 |
| 162300 | PREPAID TAXES | 162300 | PREPAID PROPERTY TAXES | 162300 | PREPAID PROPERTY TAXES-PAC | - |
| 162310 | PREPAID PROPERTY TAXES | | | | | - |
| 184100 | CLEARING ACCOUNT | 184100 | CLEARING ACCOUNT | 184100 | CLEARING ACCOUNT | (56,763.62) |
| | | | | | | 1,633,078.48 |
| 233300 | INTERCO PAY/REC: PWW/PCP | | | | | 26,123,977.14 |
| 233300 | INTERCO PAY/REC: PEU/PCP | 233300 | INTERCO PAY/REC: PEU/PCP | | | (6,277,491.29) |
| 233300 | INTERCO PAY/REC: PAC/PCP | | | 233300 | INTERCO PAY/REC: PAC/PCP | - |
| 233300 | INTERCO PAY/REC: PAC/PCP | | | 233300 | INTERCO PAY/REC: PAC/PCP | (151,339.21) |
| 233400 | INTERCO PAY/REC: PWW/TSC | | | | | - |
| 233400 | INTERCO PAY/REC: PEU/TSC | 233400 | INTERCO PAY/REC: PEU/TSC | | | - |
| 233400 | INTERCO PAY/REC: PAC/TSC | | | 233400 | INTERCO PAY/REC: PAC/TSC | - |
| 233500 | INTERCO PAY/REC: PWW/PWS | | | | | - |
| 233500 | INTERCO PAY/REC: PEU/PWS | 233500 | INTERCO PAY/REC: PEU/PWS | | | - |
| 233500 | INTERCO PAY/REC: PAC/PWS | | | 233500 | INTERCO PAY/REC: PAC/PWS | - |
| 233600 | INTERCO PAY/REC: PWW/PAC | | | | | - |
| 233600 | INTERCO PAY/REC: PEU/PAC | 233600 | INTERCO PAY/REC: PEU/PAC | | | 0.07 |
| 233600 | INTERCO PAY/REC: PAC/PWW | | | 233600 | INTERCO PAY/REC: PAC/PWW | (18,962.73) |
| 233650 | INTERCO LOAN PWW/PAC: RSF | | | | | 12,954.74 |
| 233650 | INTERCO LOAN PWW/PAC: RSF | | | 233650 | INTERCO LOAN PWW/PAC: RSF | (12,954.74) |
| 233700 | INTERCO PAY/REC: PWW/PEU | 233700 | INTERCO PAY/REC: PEU/PWW | | | - |
| 233700 | INTERCO PAY/REC: PEU/PWW | | | | | 486,125.20 |
| 233700 | INTERCO PAY/REC: PAC/PEU | | | 233700 | INTERCO PAY/REC: PAC/PEU | - |
| 233700 | INTERCO PAY/REC: PAC/PEU | | | 233700 | INTERCO PAY/REC: PAC/PEU | (0.07) |
| | | 233800 | AP INTERCO PAY/REC: PEU/PAC | | | 659.69 |
| | | | | 233800 | AP INTERCO PAY/REC:PEU/PAC | - |
| | | 223202 | NOTE PAYABLE: PCP-2015 3M LOAN | | | - |
| | | | | 223202 | INTERCO ADV-PCP PROM NOTE 5/18 | - |
| | | 223203 | NOTE PAYABLE: PCP-2015 1M LOAN | | | - |
| | | | | 223205 | NOTE PAYABLE - PCP 2018 1.1M LOAN | (1,094,327.92) |
| | | 223206 | NOTE PAYABLE- PCP 2018 1.7M LOAN | | | (1,569,997.16) |
| | | 223207 | NOTE PAYABLE - PCP 2018 1.1M LOAN | | | (1,067,941.48) |
| | | 223212 | CURR PORT LTD: 3M PCP NP | | | - |
| | | 223213 | CURR PORT LTD: 1M PCP NP | | | - |
| | | | | 223215 | ST NOTE PAYABLE - PCP 2018 1.1M LOAN | (26,075.99) |
| | | 223216 | ST NOTE PAYABLE - PCP 2018 1.7M LOAN | | | (37,410.36) |
| | | 223217 | ST NOTE PAYABLE - PCP 2018 1.1M LOAN | | | (25,447.23) |
| | | 223800 | INTERCO LOAN NC-INTEGRATED | | | 659.69 |
| | | | | 223800 | INTERCO LOAN PAC - INTERGRATED | - |
| | | | | | 26,136,931.88 | 16,342,428.35 |
| | | Total Current Assets | | Total Current Assets | | 34,902,972.21 |
| Other Assets | | | Other Assets | | Other Assets | 44,697,475.74 |

| | | | | | |
|--------|---------------------------------------|--------|--------------------------------|-------------------------------|----------------------------|
| 182110 | ABAND PROP:CABOT PRESERVE WELL | | Abandoned Property | | - |
| 182120 | ABAND PROP: DUNLAP WOODS WELLS | | | | - |
| 182200 | ABANDONED 8" MAIN -RANGE RD | 182200 | ABANDONED 8" MAIN -RANGE RD | | - |
| 182300 | SERV ABAND: BRIDGE/SANDERS ST | | | | - |
| 182400 | ABAND PUMP STA: SPRINGWOOD HLS | 182400 | ABAND PUMP STA: SPRINGWOOD HLS | | - |
| 182500 | MAIN ABANDONMENT: CUSHING AVE | | | | - |
| | | | Other Deferred Charges | Other Deferred Charges | |
| 186000 | PHASE II & V WAIVER - NC | 186000 | PHASE II & V WAIVER - NC | | - |
| 186100 | ACQUISITION PREMIUM - MARA | 186100 | ACQUISITION PREMIUM - MARA | 186100 | ACQUISITION PREMIUM - MARA |
| | | | | | 71,092,891.92 |
| 186120 | FIFIELD TANK INSPECTION | | | | - |
| 186126 | MAST ROAD RAILROAD CROSSING | | | | - |
| 186130 | SERGEANT WOODS - NEWTON NH | 186130 | SERGEANT WOODS-NEWTON, NH | | - |
| 186136 | WATER ST OFFICE RELOCATION | | | | - |
| 186140 | SARBANES-OXLEY | | | | - |
| 186145 | 2ND STEP DEFERRED EXPENSE | | | | - |
| 186150 | BOND DEFEASANCE PREMIUM | | | | - |
| 186155 | NORTHWEST PRESSURE SYSTEM ANALYSIS | | | | 0 |
| 186160 | DISTRIBUTION SYSTEM ANALYSIS - HUDSON | | | | 0 |
| 186165 | PWW RRA-ERP 2021 | | | | 0 |
| 186172 | MERRIMACK INTERCONNECT STUDY | | | | - |
| 186173 | BERKELY/SWART TERRACE STUDY | | | | - |
| 186175 | CROSS CONNECTION SURVEY-NASHUA | 186175 | CROSS CONNECTION SURVEY-PEU | | 18,148.31 |
| 186180 | PWW TRADEMARK | | | | - |
| 186195 | SPRUCE POND-WINDHAM NH-ACQUIST | 186195 | SPRUCE POND-WINDHAM NH-ACQUIST | | - |
| 186200 | CLEAN/DISPOSE OF TANK SLUDGE | 186200 | CLEAN/DISPOSE OF TANK SLUDGE | | - |
| 186202 | UNION NEGOTIATIONS - 2002 | | | | - |
| 186203 | UNION NEGOTIATIONS - 2006-2007 | | | | - |
| 186204 | UNION NEGOTIATIONS - 2010 | | | | - |
| 186205 | UNION NEGOTIATIONS - 2013 | | | | - |
| 186205 | PELHAM WATER SUPPLY STUDY | 186205 | PELHAM WATER SUPPLY STUDY | | - |
| 186206 | UNION NEGOTIATIONS - 2015 | | | | - |
| 186207 | UNION NEGOTIATIONS - 2017 | | | | - |
| 186208 | UNION NEGOTIATIONS - 2021 | | | | 0 |
| 186210 | TYNGSBORO WHOLESALE AGREEMENT | | | | 8,137.89 |
| 186210 | LAKES REGION WATER CO-ACQUISIT | 186210 | LAKES REGION WATER CO-ACQUISIT | | - |
| 186215 | PWW/PEU-COST OF SERVICE STUDY | | | | 4,445.24 |
| 186215 | WINNISQUAM VILLAGE CONDO'S | 186215 | WINNISQUAM VILLAGE CONDO'S | | - |
| 186220 | COST OF SERVICE STUDY 2001 | | | | - |
| 186220 | DANIELS LAKE ACQ - WEARE, NH | 186220 | DANIELS LAKE ACQ - WEARE, NH | | - |
| 186225 | EMPLOYEE RECRUITOR FEES | | | | - |
| 186230 | SYNERGEN TRAINING - 2007 | | | | - |
| 186230 | FREEDOM VILLAGE ACQUISITION | 186230 | FREEDOM VILLAGE ACQUISITION | | - |
| 186233 | WILL STREET RENOVATIONS 2006 | | | | - |
| 186235 | RATE CASE: 2008 | | | | - |

| | | | | | | |
|--------|---|--------|---|--------|---------------------------------|-----------|
| 186240 | RATE CASE - 2006 | | | | - | |
| 186240 | SARBANES-OXLEY | 186240 | SARBANES-OXLEY | 186240 | SARBANES-OXLEY | - |
| 186241 | 2010 DEFERRED RATE CASE EXP | | | | - | |
| 186242 | RATE CASE EXPENSE: 2012 | | | | - | |
| 186243 | RATE CASE EXPENSE: 2015 | | | | 10,533.23 | |
| 186244 | RATE CASE EXPENSE: 2018 | | | | 178,490.10 | |
| 186245 | DEFERRED ASSET - SERP | | | | 815,219.45 | |
| 186245 | TILTON HILL ROAD MAIN BREAK | | | 186245 | TILTON HILL ROAD MAIN BREAK | - |
| 186250 | ADULT LEARNCTR-NASHUA LAW SUIT | | | | - | |
| 186250 | BIRCH HILL GIARDIA SUIT | 186250 | BIRCH HILL GIARDIA SUIT | | - | |
| 186255 | MERRIMACK VILLAGE DAM | | | | - | |
| 186255 | MAIN BREAK - OCTOBER 2003 | | | 186255 | MAIN BREAK - OCTOBER 2003 | - |
| 186256 | MERRIMACK VILLAGE DAM:PHASE II | | | | - | |
| 186257 | MERRIMACK VILLAGE DAM DEOMOLIT | | | | - | |
| 186260 | NASHUA AERIAL PHOTOGRAPHY PROJ | | | | - | |
| 186260 | NORTH CONWAY LAND SALE | 186260 | NORTH CONWAY LAND SALE | | - | |
| 186260 | SOUTH MAIN LEAK RESEARCH | | | 186260 | SOUTH MAIN LEAK RESEARCH | - |
| 186265 | ABATEMENT | 186265 | ABATEMENT | 186265 | ABATEMENT | 6,837.59 |
| 186266 | ABATEMENT | 186266 | ABATEMENT | | - | |
| 186267 | LITCHFIELD WHOLESALE WATER SUPPLY CONTRACT FEES | 186267 | LITCHFIELD WHOLESALE WATER SUPPLY CONTRACT FEES | | 4,382.95 | |
| 186270 | STUDY: BROOK DAMS ACTION PLAN | | | | - | |
| 186270 | LONDONDRRY VULNERABILITY STUDY | 186270 | LONDONDRRY VULNERABILITY STUDY | | - | |
| 186271 | LONDONDRRY CORE RE-CHLORIMATION | 186271 | LONDONDRRY CORE RE-CHLORIMATION | | - | |
| 186272 | LONDONDRRY RRA AND ERP | 186272 | LONDONDRRY RRA AND ERP | | - | |
| 186275 | 2007 CELL TOWER LEASE SALE | | | | - | |
| 186280 | LITCHFIELD VULNERABILITY STUDY | 186280 | LITCHFIELD VULNERABILITY STUDY | | - | |
| 186280 | GRANT AVAILABILITY STUDY - NC | 186280 | GRANT AVAILABILITY STUDY - NC | | - | |
| 186281 | LITCHFIELD RRA AND ERP | 186281 | LITCHFIELD RRA AND ERP | | - | |
| 186285 | BERRY POND BATHYMETRIC SURVEY | | | 186285 | BERRY POND BATHYMETRIC SURVEY | 1,816.09 |
| 186286 | BERRY POND TREATMENT EVALUATION | | | 186286 | BERRY POND TREATMENT EVALUATION | 3,173.39 |
| 186287 | BERRY POND DAM BREACH ANALYSIS | | | 186287 | BERRY POND DAM BREACH ANALYSIS | 10,552.62 |
| 186300 | HI-LO WELL #4 REDEVELOP 2010 | | | | 9,699.40 | |
| 186300 | WINDHAM WATER SUPPLY STUDY | 186300 | WINDHAM WATER SUPPLY STUDY | | - | |
| 186300 | GRANT APPLICATION - 2008 | | | 186300 | GRANT APPLICATION - 2008 | - |
| 186310 | W&E WATER SYSTEM SUPPLY STUDY | 186310 | W&E WATER SYSTEM SUPPLY STUDY | | - | |
| 186311 | MSDC W&E INTERCONNECTION | 186311 | MSDC W&E INTERCONNECTION | | - | |
| 186320 | TARIFF FILING: SYS UPGRADE FEE | | | | - | |
| 186325 | RATE CASE EXPENSE: 2004 | | | | - | |
| 186325 | BEAVER HOLLOW TANK CLEANING | 186325 | BEAVER HOLLOW TANK CLEANING | | - | |
| 186330 | PENNICHUCK POND AQUIFER STUDY | | | | - | |
| 186335 | WATERSHED PROTECTION VIDEOS-PENN BROOK | | | | 754.04 | |
| 186350 | LOUDON RD MAIN BREAK | | | 186350 | LOUDON RD MAIN BREAK | - |
| 186360 | W&E WATER SUPPLY STUDY | 186360 | W&E WATER SUPPLY STUDY | | 1,315.05 | |
| 186360 | FAIRVIEW ROAD MAIN BREAK | | | 186360 | FAIRVIEW ROAD MAIN BREAK | - |
| 186370 | LOCKE LAKE WELL/GROUNDWATER STUDY | 186370 | LOCKE LAKE WELL/GROUNDWATER STUDY | | 17,581.79 | |

| | | | | | |
|--------|--|--------|--------------------------------|--------|--------------------------------|
| 186375 | AIRSTRIP STATION UPGRADE STUDY | 186375 | AIRSTRIP STATION UPGRADE STUDY | | 16,604.74 |
| 186380 | RATE CASE EXPENSE: 2007 | 186380 | RATE CASE EXPENSE: 2007 | | - |
| 186380 | RATE CASE EXPENSE: 2007 | | | 186380 | RATE CASE EXPENSE: 2007 |
| 186385 | 2010 DEFERRED RATE CASE EXP | | | 186385 | 2010 DEFERRED RATE CASE EXP |
| 186390 | RATE CASE EXPENSE: 2012 | | | 186390 | RATE CASE EXPENSE: 2012 |
| 186395 | RATE CASE EXPENSE: 2020 | | | 186395 | RATE CASE EXPENSE: 2020 |
| 186400 | RATE CASE EXP: NORTH COUNTRY | 186400 | RATE CASE EXP: NORTH COUNTRY | | - |
| 186410 | RATE CASE EXPENSE: 2012 | 186410 | RATE CASE EXPENSE: 2012 | | - |
| 186415 | RATE CASE EXPENSE: 2017 | 186415 | RATE CASE EXPENSE: 2017 | | - |
| 186416 | RATE CASE EXPENSE: 2019 | 186416 | RATE CASE EXPENSE: 2019 | | 50,593.90 |
| 186420 | WATERSHED STUDY | | | | - |
| 186420 | LOCKE LAKE LEAK DETECTION | 186420 | LOCKE LAKE LEAK DETECTION | | - |
| 186421 | RESERVOIR STORAGE & SEDIMENT MONITORING | | | | 3,623.02 |
| 186425 | NRPC - MUTUAL AID STUDY | | | | - |
| 186430 | CATCH BASIN MARKING 2004 | | | | - |
| 186450 | PENNICHUCK BROOK WATERSHED STY | | | | - |
| 186450 | CONCORD HILL ROAD SERVICE REPR | | | 186450 | CONCORD HILL ROAD SERVICE REPR |
| 186451 | WATERSHED GRDWTR MONT:PENN BRK | | | | 5,762.20 |
| 186452 | WATERSHED SCHOOL EDUCATION | | | | 7,253.94 |
| 186453 | PENNICHUCK BROOK SAEF YIELD EVALUATION | | | | 15,800.32 |
| 186454 | SOURCE WATER PROTECTION STUDY | | | | 8,616.71 |
| 186455 | HARRIS POND BATHYMETRIC SURVEY | | | | 4,633.66 |
| 186456 | HARRIS & BOWERS POND VEGETATION ASSESSMENT | | | | 7,956.74 |
| 186457 | INFILL & DREDGING FEAS STUDY: HARRIS/BOWERS/TINKER | | | | 32,467.82 |
| 186458 | HARRIS POND DAM LOD & STUDY | | | | 0 |
| 186459 | SUPPLY POND DAM LOD & STUDY | | | | 0 |
| 186460 | STUMP PD WATRSHD:COMM BAS EDUC | | | | - |
| 186461 | STUMP PD STORMWATER BMP | | | | 1,157.12 |
| 186465 | STORMWATER BMP RETROFIT EVAL | | | | 4,638.00 |
| 186466 | STORMWATER BMP OUTREACH | | | | 14,049.39 |
| 186470 | TOWN OF MILFORD-WATERSHED STDY | | | | - |
| 186475 | UPPER MERRIMACK WTRSHED STUDY | | | | - |
| 186480 | FACILIT STUDY:NASHUA/MERRIMACK | | | | - |
| 186485 | WATERSHED MONITOR-SEDIMENT DEP | | | | 7,868.24 |
| 186490 | WATERSHED-ROOF LEADER EDUCAT | | | | 4,640.89 |
| 186500 | WATERSHED:BMP RETROFIT EVAL | | | | - |
| 186500 | MANCHESTER SRCE DEV CHARGE:LY | 186500 | MANCHESTER SRCE DEV CHARGE:LY | | 500,760.55 |
| 186510 | WATERSHED RESTORATION PLAN | | | | 16,187.75 |
| 186510 | MSCD: MAPLE HILLS - DERRY | 186510 | MSCD: MAPLE HILLS - DERRY | | 23,153.13 |
| 186520 | FEAS STUDY-STSWEEP/CATCH BASIN | | | | 11,192.00 |
| 186530 | K-M NATURAL GAS STUDY | | | | 8,320.52 |
| 186550 | OSHA COMPLIANCE | | | | - |
| 186600 | ASSET MANAGEMENT ASSESS STUDY | | | | 53,291.63 |
| 186610 | RISK ASSESSMENT & EMERG PLAN | | | | 116,296.92 |
| 186650 | EMINENT DOMAIN COSTS | | | 186650 | EMINENT DOMAIN |
| | | | | | 3,668.50 |

| | | | | | | |
|--------|-----------------------------------|--------|---------------------------------|--------|----------------------------|-----------------------|
| 186670 | PENNICHUCK BROOK WATERSHED WEB | | | | | - |
| 186671 | PENNICHUCK BROOK PONDS AERIAL | | | | | 2,183.14 |
| 186675 | WEB SITE UPGRADE 2006 | 186675 | WEB SITE UPGRADE 2006 | 186675 | WEB SITE UPGRADE 2006 | - |
| 186680 | WEB-SITE UPGRADE 2012 | | | | | - |
| 186680 | WEB-SITE UPGRADE 2011 | 186680 | WEB-SITE UPGRADE 2011 | 186680 | WEB-SITE UPGRADE 2011 | - |
| 186690 | CWS PHASE II & V WAIVER | | | | | - |
| 186700 | ONGOING WATERSHED STUDY 00-04 | | | | | - |
| 186700 | N CONWAY WATER INTERCONNECT | 186700 | N CONWAY WATER INTERCONNECT | | | 42,012.46 |
| 186701 | N CONWAY WATER PREC-BUY IN FEE | 186701 | N CONWAY WATER PREC-BUY IN FEE | | | 929.63 |
| 186710 | WATERSHED PROTECT STUDY - 2005 | | | | | - |
| 186710 | SKYVIEW ESTATES - PELHAM | 186710 | SKYVIEW ESTATES - PELHAM | | | 3,308.80 |
| 186720 | COMPENSATION STUDY 2004 | | | | | - |
| 186720 | BOW HIGHLANDS, BOW NH-ACQUISIT | 186720 | BOW HIGHLANDS, BOW NH-ACQUISIT | | | 2,025.78 |
| 186730 | COMPENSATION STUDY: 2008 | | | | | - |
| 186730 | CO-BANK DEFERRED PATRONAGE | 186730 | CO-BANK DEFERRED PATRONAGE | | | 181,781.09 |
| 186750 | CO-BANK DEFERRED PATRONAGE | 186750 | CO-BANK DEFERRED PATRONAGE | | | - |
| 186770 | WTP SLUDGE TANK CLEANING 2015 | | | | | 37,310.37 |
| 186775 | WTP SLUDGE TANK CLEANING 2005 | | | | | - |
| 186780 | PWW BOND APPLICATION FEE | | | | | - |
| 186790 | LINE OF CREDIT TD BANK | | | | | - |
| 186860 | MSDC EXP - BEDFORD/POWDER HILL | | | | | 310,091.17 |
| 186861 | MSDC EXP - MANCHESTER WATER WORKS | | | | | 165,653.78 |
| 186863 | DEPRECIATION STUDY - 2006 | | | | | - |
| 186865 | DEPRECIATION STUDY 2007 | | | | | - |
| 186870 | COST OF REMOVAL ANALYSIS-2007 | | | | | - |
| 186901 | MILFORD: MASON DR FEASIBILITY | | | | | - |
| 186910 | FILTRATION MEDIA STUDY 2001 | | | | | - |
| 186950 | DEFERRED ASSET: PENSION | | | | | 12,524,649.00 |
| 186955 | DEFERRED ASSET:POST 65 HEALTH | | | | | 1,672,464.00 |
| 186960 | DEF ASSET:EARLY RETIRE HEALTH | | | | | - |
| 186998 | EMINENT DOMAIN ALLOWANCE | | | 186998 | EMINENT DOMAIN ALLOWANCE | (3,668.50) |
| | | | | | | 88,056,079.57 |
| 183000 | DEFERRED TAX ASSET | | | | | - |
| 183001 | GROSS-UP TO REG ASSET AFUDC | | | | | - |
| 183100 | PRELIM SURVEY/INVESTIGATE CHRG | | | | | - |
| 162900 | DEFERRED ASSET - PENSION | | | | | - |
| 162905 | DEFERRED ASSET-POST 65 HEALTH | | | | | - |
| 162915 | DEFR ASSET:EARLY RETIRE HEALTH | | | | | - |
| | | 188100 | ACQUISITION PREMIUM - MARA | 188100 | ACQUISITION PREMIUM - MARA | - |
| | | | Unamortized Debt Expense | | | |
| 181000 | UNAMORTIZED DEBT EXPENSE | 181000 | UNAMORTIZED DEBT EXPENSE | 181000 | UNAMORTIZED DEBT EXPENSE | 15,056,195.00 |
| 181100 | UNAMORT DEBT EXPENSE: OID | | | | | - |
| | | | Total Other Assets | | Total Other Assets | 103,112,274.57 |

| Total Other Assets | | Total Assets | | Total Assets | | 377,952,905.67 |
|------------------------|---------------------------------------|------------------------|--------------------------------|------------------------|-----------------------------|-------------------------|
| Total Assets | | Equity and Liabilities | | Equity and Liabilities | | 387,747,409.20 |
| Equity and Liabilities | | Shareholder's Equity | | Shareholder's Equity | | |
| Shareholder's Equity | | Shareholder's Equity | | Shareholder's Equity | | |
| 201100 | COMMON STOCK | 201100 | COMMON STOCK | 201100 | COMMON STOCK | (30,200.00) |
| 211000 | ADDITIONAL PAID IN CAPITAL | 211000 | ADDITIONAL PAID IN CAPITAL | 211000 | ADDITIONAL PAID IN CAPITAL | (113,814,788.65) |
| 219100 | OTHER COMPREHENSIVE INCOME | 219000 | OTHER COMPREHENSIVE INCOME | | | 266,889.00 |
| 438000 | DIVIDENDS: COMMON STOCK | 438000 | DIVIDENDS: COMMON STOCK | | | - |
| | | | | | | (113,578,099.65) |
| 215500 | RETAINED EARNINGS BEG - PWW | 215500 | RETAINED EARNINGS BEG - PEU | 215500 | RETAINED EARNINGS BEG - PAC | 2,629,780.06 |
| | Net Profit or Loss | | Net Profit or Loss | | Net Profit or Loss | (2,354,700.90) |
| | Total Equity | | Total Equity | | Total Equity | (113,303,020.49) |
| 221000 | LONG TERM DEBT: BONDS & NOTES | 221000 | LONG TERM DEBT: BONDS & NOTES | | | - |
| 221001 | LTD: PAYCHECK PROTECTION PROGRAM LOAN | | | | | (2,543,662.00) |
| 221002 | LONG TERM DEBT-SRF/HUBBARD | | | | | (5,561.71) |
| 221002 | LTD - SRF LOAN: GREEN HILLS | 221002 | LTD - SRF LOAN: GREEN HILLS | | | (49,568.75) |
| 221002 | LTD:SRF CATAMOUNT ROAD | | | 221002 | LTD:SRF CATAMOUNT ROAD | (118,715.69) |
| 221003 | LONG TERM DEBT: TWIN RIDGE SRF | | | | | - |
| 221003 | LTD-SRF LOAN PELHAM TANK PROJ | 221003 | LTD-SRF LOAN PELHAM TANK PROJ | | | (176,687.86) |
| 221004 | LTD-SRF LOAN: MAPLE HILLS | 221004 | LTD-SRF LOAN: MAPLE HILLS | | | (290,945.00) |
| 221005 | SRF LOAN CONTRACT #4 | | | | | (1,451,774.06) |
| 221005 | LTD - SRF LOAN/BIRCH HILL | 221005 | LTD - SRF LOAN/BIRCH HILL | | | (1,012,952.42) |
| 221006 | LTD - SRF/ASHLEY COMMONS | | | | | (157,250.08) |
| 221006 | LTD - SRF LOAN/LOCKE LAKE | 221006 | LTD - SRF LOAN/LOCKE LAKE | | | (87,283.38) |
| 221007 | LTD - SRF/FRENCH HILL | | | | | (486,448.52) |
| 221007 | LTD - SRF LOAN/LOCKE LAKE 2011 | 221007 | LTD - SRF LOAN/LOCKE LAKE 2011 | | | (132,357.92) |
| 221008 | LTD: SRF/ARMORY-SOUTH NASHUA | | | | | (108,724.00) |
| 221008 | LTD/SRF LOAN: LIBERTY TREE | 221008 | LTD/SRF LOAN: LIBERTY TREE | | | (209,188.00) |
| 221009 | LTD: SRF/GLEN RIDGE | | | | | (37,042.00) |
| 221009 | LTD/SRF LOAN: LOCKE LAKE 2012 | 221009 | LTD/SRF LOAN: LOCKE LAKE 2012 | | | (262,335.84) |
| 221010 | LTD: SRF/DREW WOODS | | | | | (500,027.19) |
| 221010 | LTD: COBANK 4.5M LOAN | 221010 | LTD: COBANK 4.5M LOAN | | | (2,267,169.26) |
| 221011 | LTD: AULI | | | | | - |
| 221011 | LTD: COBANK 1.7M LOAN | 221011 | LTD: COBANK 1.7M LOAN | | | (1,134,229.57) |
| 221012 | LTD: 1997 BFANH | | | | | - |
| 221012 | LTD: COBANK 925K LOAN | 221012 | LTD: COBANK 925K LOAN | | | (622,238.93) |

| | | | |
|--------|---|--|----------------|
| 221013 | LTD: 2005A BONDS | | - |
| 221013 | LTD: LOCKE LAKE 2012-PHASE2 | 221013 LTD: LOCKE LAKE 2012-PHASE2 | (291,465.24) |
| 221014 | LTD: 2005B BONDS | | - |
| 221014 | LTD: LOCKE LAKE-WINWOOD & MONROE | 221014 LTD: LOCKE LAKE-WINWOOD & MONROE | (298,987.42) |
| 221015 | LTD: 2005C BONDS | | - |
| 221015 | LTD: SRF LOAN/HICKORY & AVERY | 221015 LTD: SRF LOAN/HICKORY & AVERY | (321,506.31) |
| 221016 | LTD: SERIES A BONDS | | - |
| 221016 | LTD: SRF LOAN/W&E MAIN REPLACEMENT | 221016 LTD: SRF LOAN/W&E MAIN REPLACEMENT | (791,485.84) |
| 221017 | LTD: SERIES BC-3 BONDS | | - |
| 221017 | LTD: SRF LOAN-HARDWOOD TREATMENT | 221017 LTD: SRF LOAN-HARDWOOD TREATMENT | (439,515.01) |
| 221018 | LTD: SERIES BC-4 BONDS | | - |
| 221018 | LTD: COBANK 625K LOAN | 221018 LTD: COBANK 625K LOAN | (522,480.31) |
| 221019 | LTD: CROSS ST-AMHERST | | - |
| 221019 | LTD: SRF/LOCKE LAKE-WINWOOD & MONROE PHASE II | 221019 LTD: SRF/LOCKE LAKE-WINWOOD & MONROE PHASE II | (313,248.70) |
| 221020 | LTD: BOSTON POST RD-AMHERST | | - |
| 221020 | LTD: COBANK 1.25M PORTION OF 2.2M LOAN | 221020 LTD: COBANK 1.25M PORTION OF 2.2M LOAN | (1,090,922.63) |
| 221021 | LTD: BURKE STREET | | (1,696,451.85) |
| 221021 | LTD: SRF/LOCKE LAKE-VARNEY ROAD | 221021 LTD: SRF/LOCKE LAKE-VARNEY ROAD | (1,220,631.22) |
| 221022 | LTD: 2014A BONDS | | - |
| 221022 | LTD: COBANK 950K PORTION OF 2.2M LOAN | 221022 LTD: COBANK 950K PORTION OF 2.2M LOAN | (838,138.21) |
| 221023 | LTD: 2014B BONDS | | (4,725,000.00) |
| 221023 | LTD: SRF/BRADY AVE | 221023 LTD: SRF/BRADY AVE | (477,176.51) |
| 221024 | LTD: SRF/TIMBERLINE BOOSTER STATION | | (255,696.20) |
| 221024 | LTD: SRF/MERRIMACK RIVER CROSSING | 221024 LTD: SRF/MERRIMACK RIVER CROSSING | (2,157,399.90) |
| 221025 | LTD: SRF/RAW WATER TRANSMISSION | | (2,618,390.69) |
| 221025 | LTD: COBANK 350K LOAN | 221025 LTD: COBANK 350K LOAN | (323,319.88) |
| 221026 | LTD: SERIES 2015A BONDS | | - |
| 221026 | LTD: SRF/HILLCREST ROAD | 221026 LTD: SRF/HILLCREST ROAD | (217,580.35) |
| 221027 | LTD: SERIES 2015B BONDS | | - |
| 221027 | LTD: SRF/LOCKE LAKE GEORGETOWN MAIN | 221027 LTD: SRF/LOCKE LAKE GEORGETOWN MAIN | (1,283,426.34) |
| 221028 | LTD:SRF NASHUA CORE-AMHERST ST | | (1,046,802.09) |
| 221028 | LTD: SRF/LOCKE LAKE AIRSTRIP WELL INTERCONN | 221028 LTD: SRF/LOCKE LAKE AIRSTRIP WELL INTERCONN | (561,064.29) |
| 221029 | LTD:SERIES 2018A BONDS | | (4,460,000.00) |
| 221029 | LTD: SRF/LOCKE LAKE SURFACE WATER SUPPLY | 221029 LTD: SRF/LOCKE LAKE SURFACE WATER SUPPLY | (2,093,754.65) |
| 221030 | LTD:SERIES 2018B BONDS | | (805,000.00) |
| 221030 | LTD: COBANK 1.153M LOAN T9 | 221030 LTD: COBANK 1.153M LOAN T9 | (1,088,943.61) |
| 221031 | LTD:SERIES 2019A BONDS | | (7,945,000.00) |
| 221031 | LTD: COBANK LOAN T10 | 221031 LTD: COBANK LOAN T10 | (779,618.49) |
| 221032 | LTD:SERIES 2019B BONDS | | - |
| 221032 | LTD: COBANK LOAN T11 | 221032 LTD: COBANK LOAN T11 | - |
| 221033 | LTD: DWGTF 3.375M LOAN | | (3,145,925.03) |
| 221033 | LTD: COBANK LOAN T12 | 221033 LTD: COBANK LOAN T12 | - |
| 221034 | LTD: DWGTF/MERRIMACK INTAKE 5.5M | | (5,373,964.77) |
| 221035 | LTD:SERIES 2020A BONDS | | (7,000,000.00) |
| 221036 | LTD:SERIES 2020B BONDS | | (255,000.00) |

| | | | | | |
|--------|--|--------|--|--------|---|
| 221037 | LTD:SERIES 2020C BONDS | | | | (72,420,000.00) |
| 221038 | LTD:SERIES 2021A BONDS | | | | 0 |
| 221039 | LTD:SERIES 2021B BONDS | | | | 0 |
| 221052 | FORGIVABLE DEBT: GREEN HILLS | 221052 | FORGIVABLE DEBT: GREEN HILLS | | (15,501.36) |
| 221052 | LTD:FORGIVABLE DEBT - SRF CATAMOUNT ROAD | | | 221052 | LTD:FORGIVABLE DEBT - SRF CATAMOUNT RO/ |
| 221056 | FORGIVABLE DEBT: ASHLEY COMMON | | | | (104,497.91) |
| 221056 | FORGIVABLE DEBT: LOCKE LAKE | 221056 | FORGIVABLE DEBT: LOCKE LAKE | | (31,018.68) |
| 221057 | FORGIVABLE DEBT: FRENCH HILL | | | | (339,957.62) |
| 221057 | FORGIVABLE DEBT:LOCKE LKE 2011 | 221057 | FORGIVABLE DEBT:LOCKE LKE 2011 | | (67,782.64) |
| 221058 | FORGIVABLE DEBT:ARMORY-NASHUA | | | | (74,685.60) |
| 221058 | FORGIVABLE DEBT:LIBERTY TREE | 221058 | FORGIVABLE DEBT:LIBERTY TREE | | (91,966.86) |
| 221059 | FORGIVABLE DEBT: GLEN RIDGE | | | | (26,037.76) |
| 221059 | FORGIVABLE LTD:LOCKE LAKE 2012 | 221059 | FORGIVABLE LTD:LOCKE LAKE 2012 | | - |
| 221060 | FORGIVABLE DEBT: AMHERST ST | | | | (246,462.58) |
| 221060 | FORGIVABLE LTD: BRADY AVE | 221060 | FORGIVABLE LTD: BRADY AVE | | (57,443.97) |
| 221061 | FORGIVABLE LTD: LOCKE LAKE GEORGETOWN | 221061 | FORGIVABLE LTD: LOCKE LAKE GEORGETOWN | | - |
| 221062 | FORGIVABLE LTD: LOCKE LAKE AIRSTRIP WELL | 221062 | FORGIVABLE LTD: LOCKE LAKE AIRSTRIP WELL | | - |
| 221063 | FORGIVABLE LTD: LOCKE LAKE SURFACE WATER | 221063 | FORGIVABLE LTD: LOCKE LAKE SURFACE WATER | | - |
| 221200 | ORIGINAL ISSUE DISCOUNT | | | | - |
| | Long Term Debt | | Long Term Debt | | (139,604,719.96) |
| | | | | | (140,699,047.88) |

Current Liabilities

Current Liabilities

Current Liabilities

| | | | | | |
|--------|---------------------------------------|--------|--------------------------------|--------|-----------------------------------|
| 232100 | FIXED ASSET LINE OF CREDIT | 232100 | FIXED ASSET LINE OF CREDIT | | (5,361,481.41) |
| 221100 | CURRENT PORTION LONG TERM DEBT | 221100 | CURRENT PORTION LONG TERM DEBT | | - |
| 221101 | STD: PAYCHECK PROTECTION PROGRAM LOAN | | | | - |
| 221102 | CURRENT PORTION LTD:HUBBARD | | | | (22,250.04) |
| 221102 | CURR PORTION LTD:GREEN HILLS | 221102 | CURR PORTION LTD:GREEN HILLS | | (17,325.00) |
| 221102 | CURRENT PORTION LTD: CATAMOUNT RD | | | 221102 | CURRENT PORTION LTD: CATAMOUNT RD |
| 221103 | CURR PORTION LTD:PELHAM TANK | 221103 | CURR PORTION LTD:PELHAM TANK | | (32,380.27) |
| 221104 | CURR PORTION LTD:MAPLE HILLS | 221104 | CURR PORTION LTD:MAPLE HILLS | | (30,350.00) |
| 221105 | CURRENT PORTION LTD:CONT #4 | | | | (160,370.37) |
| 221105 | CURRENT PORTION LTD:BIRCH HILL | 221105 | CURRENT PORTION LTD:BIRCH HILL | | (87,946.64) |
| 221106 | CURR PORTION LTD: ASHLEY COMM | | | | (11,002.00) |
| 221106 | CURR PORT LTD:LOCKE LAKE 2007 | 221106 | CURR PORT LTD:LOCKE LAKE 2007 | | (12,407.00) |
| 221107 | CURR PORTION LTD:FRENCH HILL | | | | (28,486.00) |
| 221107 | CURR PORT LTD:LOCKE LAKE 2011 | 221107 | CURR PORT LTD:LOCKE LAKE 2011 | | (7,634.82) |
| 221108 | CURRENT PORTION LTD: ARMORY | | | | (6,904.00) |
| 221108 | CURR PORTION LTD:LIBERTY TREE | 221108 | CURR PORTION LTD:LIBERTY TREE | | (9,601.00) |
| 221109 | CURRENT PORTION LTD:GLEN RIDGE | | | | (2,112.00) |
| 221109 | CURR PORT LTD:LOCKE LAKE 2012 | 221109 | CURR PORT LTD:LOCKE LAKE 2012 | | (18,543.03) |
| 221110 | CURRENT PORTION LTD:DREW WOODS | | | | (40,410.00) |
| 221110 | CURR PORT LTD:COBANK 4.5M LOAN | 221110 | CURR PORT LTD:COBANK 4.5M LOAN | | (228,280.46) |
| 221111 | CURRENT PORTION LTD: AULI | | | | - |
| 221111 | CURR PORT LTD:COBANK 1.7M (T4) | 221111 | CURR PORT LTD:COBANK 1.7M (T4) | | (78,577.80) |
| 221112 | CURRENT PORTION LTD:1997 BFANH | | | | - |

| | | | | |
|--------|--|--------|---|----------------|
| 221112 | CURR PORT LTD:COBANK 925K (T3) | 221112 | CURR PORT LTD:COBANK 925K (T3) | (41,326.53) |
| 221113 | CURR PORT LTD:SRF LOCKE LAKE-DAM SITE #2 | 221113 | CURR PORT LTD:SRF LOCKE LAKE-DAM SITE #2 | (17,762.25) |
| 221114 | CURR PORT LTD:LOCKE LAKE W & M | 221114 | CURR PORT LTD:LOCKE LAKE W & M | (16,713.80) |
| 221115 | CURR PORT LTD:HICKORY & AVERY | 221115 | CURR PORT LTD:HICKORY & AVERY | (18,509.54) |
| 221116 | CURR PORT LTD:W&E MAIN REPLACEMENT | 221116 | CURR PORT LTD:W&E MAIN REPLACEMENT | (44,313.91) |
| 221117 | CURR PORT LTD:HARDWOOD TREATMENT | 221117 | CURR PORT LTD:HARDWOOD TREATMENT | (25,086.54) |
| 221118 | CURR PORT LTD: COBANK 625K LOAN | 221118 | CURR PORT LTD: COBANK 625K LOAN | (17,305.56) |
| 221119 | CURR PORT LTD: LOCKE LAKE-WINWOOD & MONROE PHASE II | 221119 | CURR PORT LTD: LOCKE LAKE-WINWOOD & MONROE PHASE II | (17,398.00) |
| 221120 | CURRENT PORTION LTD:COBANK 1.25M PORTION OF 2.2M L | 221120 | CURRENT PORTION LTD:COBANK 1.25M PORTION OF 2.2M L | (34,110.83) |
| 221121 | CURRENT PORTION LTD: NASHUA CORE-2014 | | | (96,168.67) |
| 221121 | CURRENT PORTION LTD:SRF/LOCKE LAKE-VARNEY ROAD | 221121 | CURRENT PORTION LTD:SRF/LOCKE LAKE-VARNEY ROAD | (65,922.91) |
| 221122 | CURRENT PORTION LTD:2014A | | | - |
| 221122 | CURRENT PORTION LTD:COBANK 950K PORTION OF 2.2M L | 221122 | CURRENT PORTION LTD:COBANK 950K PORTION OF 2.2M L | (24,292.68) |
| 221123 | CURRENT PORTION LTD:2014B | | | (105,000.00) |
| 221123 | CURRENT PORTION LTD: SRF/BRADY AVE | 221123 | CURRENT PORTION LTD: SRF/BRADY AVE | (11,855.51) |
| 221124 | CURRENT PORTION LTD:TIMBERLINE BOOSTER STATION | | | (14,315.99) |
| 221124 | CURRENT PORTION LTD: SRF/MERRIMACK RIVER CROSSING | 221124 | CURRENT PORTION LTD: SRF/MERRIMACK RIVER CROSSING | (101,780.64) |
| 221125 | CURRENT PORTION LTD:SRF RAW WATER TRANSMISSION | | | (136,333.00) |
| 221125 | CURRENT PORTION LTD: COBANK 350K LOAN | 221125 | CURRENT PORTION LTD: COBANK 350K LOAN | (7,868.34) |
| 221126 | CURRENT PORTION LTD: 2015A | | | - |
| 221126 | CURRENT PORTION LTD: SRF/HILLCREST ROAD | 221126 | CURRENT PORTION LTD: SRF/HILLCREST ROAD | (10,264.90) |
| 221127 | CURRENT PORTION LTD: 2015B | | | - |
| 221127 | CURRENT PORTION LTD: SRF/LOCKE LAKE GEORGETOWN MAIN | 221127 | CURRENT PORTION LTD: SRF/LOCKE LAKE GEORGETOWN MAIN | - |
| 221128 | CURRENT PORTION LTD: SRF NASHUA CORE | | | (21,770.69) |
| 221128 | CURRENT PORTION LTD: SRF/LOCKE LAKE AIRSTRIP WELL INTERCON | 221128 | CURRENT PORTION LTD: SRF/LOCKE LAKE AIRSTRIP WELL INTERCONN | - |
| 221129 | CURRENT PORTION LTD: SERIES 2018A | | | - |
| 221129 | CURRENT PORTION LTD: SRF/LOCKE LAKE SURFACE WATER SUPPLY | 221129 | CURRENT PORTION LTD: SRF/LOCKE LAKE SURFACE WATER SUPPLY | - |
| 221130 | CURRENT PORTION LTD: SERIES 2018B | | | (95,000.00) |
| 221130 | CURRENT PORTION LTD: COBANK 1.153M LOAN T9 | 221130 | CURRENT PORTION LTD: COBANK 1.153M LOAN T9 | (27,453.81) |
| 221131 | CURRENT PORTION LTD: SERIES 2019A | | | (135,000.00) |
| 221131 | CURRENT PORTION LTD: COBANK LOAN T10 | 221131 | CURRENT PORTION LTD: COBANK LOAN T10 | (19,005.79) |
| 221132 | CURRENT PORTION LTD: SERIES 2019B | | | - |
| 221132 | CURRENT PORTION LTD: COBANK LOAN T11 | 221132 | CURRENT PORTION LTD: COBANK LOAN T11 | - |
| 221133 | CURRENT PORTION LTD: DWGTF 3.375M LOAN | | | (46,456.82) |
| 221133 | CURRENT PORTION LTD: COBANK LOAN T12 | 221133 | CURRENT PORTION LTD: COBANK LOAN T12 | - |
| 221134 | CURRENT PORTION LTD: DWGTF/MERRIMACK INTAKE 5.5M | | | (108,332.63) |
| 221135 | CURRENT PORTION LTD: SERIES 2020A | | | - |
| 221136 | CURRENT PORTION LTD: SERIES 2020B | | | (125,000.00) |
| 221137 | CURRENT PORTION LTD: SERIES 2020C | | | (1,210,000.00) |
| 221138 | CURRENT PORTION LTD: SERIES 2021A | | | 0 |
| 221139 | CURRENT PORTION LTD: SERIES 2021B | | | 0 |
| 221152 | FORGIVABLE DEBT:STD GREENHILLS | 221152 | FORGIVABLE DEBT:STD GREENHILLS | (5,799.12) |
| 221152 | CURRENT PORTION LTD:FORGIVABLE DEBT - SRF CATAMOUNT ROAD | 221152 | CURRENT PORTION LTD:FORGIVABLE DEBT - S | (1,430.28) |
| 221156 | FORGIVABLE DEBT: STD ASHLEY CM | | | (11,297.07) |
| 221156 | FORGIVAB DEBT:STD LOCKLKE 2007 | 221156 | FORGIVAB DEBT:STD LOCKLKE 2007 | (3,759.84) |

| | | | | | |
|--------|--|--------|--|--|-----------------------|
| 221157 | FORGIVABLE DEBT: STD FRENCH HL | | | | (32,636.04) |
| 221157 | FORGIVABLE STD:LOCKE LAKE 2011 | 221157 | FORGIVABLE STD:LOCKE LAKE 2011 | | (6,025.08) |
| 221158 | FORGIVABLE DEBT: STD ARMORY NA | | | | (7,531.44) |
| 221158 | FORGIVABLE STD:LIBERTY TREE | 221158 | FORGIVABLE STD:LIBERTY TREE | | (7,029.24) |
| 221159 | FORGIVABLE DEBT: STD GLENRIDGE | | | | (2,460.24) |
| 221160 | FORGIVABLE DEBT: AMHERST ST | | | | (9,359.28) |
| 221160 | FORGIVABLE STD: BRADY AVE | 221160 | FORGIVABLE STD: BRADY AVE | | (2,095.20) |
| 221161 | FORGIVABLE STD: LOCKE LAKE GEORGETOWN | 221161 | FORGIVABLE STD: LOCKE LAKE GEORGETOWN | | - |
| 221162 | FORGIVABLE STD: LOCKE LAKE AIRSTRIP WELL | 221162 | FORGIVABLE STD: LOCKE LAKE AIRSTRIP WELL | | - |
| 221163 | FORGIVABLE STD: LOCKE LAKE SURFACE WATER | 221163 | FORGIVABLE STD: LOCKE LAKE SURFACE WATER | | - |
| | Current Portion of Long Term Debt | | Current Portion of Long Term Debt | | (8,842,515.01) |

| | | | | | | |
|--------|---------------------------------|--------|--------------------------------|--------|--------------------------------|----------------|
| 222000 | ACCOUNTS PAYABLE | 222000 | ACCOUNTS PAYABLE | | - | |
| 231000 | ACCOUNTS PAYABLE | 231000 | ACCOUNTS PAYABLE | 231000 | ACCOUNTS PAYABLE | (768,924.92) |
| 231111 | ACCOUNTS PAYABLE | 231111 | A/P | | (29,940.71) | |
| 231222 | ACCOUNTS PAYABLE | 231222 | ACCOUNTS PAYABLE - CWIP | | (793,511.88) | |
| 236110 | PAYROLL TAXES PAYABLE | | | | - | |
| 236111 | FICA TAXES PAYABLE | | | | - | |
| 236112 | EMPLOYEE WITHHOLDING PAYABLE | | | | - | |
| 236113 | SUTA TAX PAYABLE - NH | | | | - | |
| 236114 | FED UNEMPLOYMENT TAX PAYABLE | | | | - | |
| 236115 | LOCAL PROPERTY TAXES PAYABLE | 236115 | LOCAL PROPERTY TAXES PAYABLE | 236115 | LOCAL PROPERTY TAXES PAYABLE | (11,912.00) |
| 236116 | PUBLIC UTILITY TAX PAYABLE | 236116 | PUBLIC UTILITY TAX PAYABLE | | - | |
| 236117 | SECTION 125 WITHHOLDING | | | | 4,163.21 | |
| 236118 | MASS STATE TAX | | | | - | |
| 236119 | ACCRUED TAXES | 236119 | ACCRUED TAXES | 236119 | ACCRUED TAXES | - |
| 237110 | ACCRUED INTEREST LTD | 237110 | ACCRUED INTEREST LTD | 237110 | ACCRUED INTEREST PAYABLE | (1,303,527.43) |
| 237115 | ACCR INT BC1 AUCTION RATE BNDS | | | | - | |
| 237120 | ACCRUED INTEREST - LOC | | | | (16,319.72) | |
| 241100 | UNION DUES PAYABLE | | | | - | |
| 241210 | 401K WITHHOLDING PAYABLE | | | | (12,930.52) | |
| 241215 | 401K LOAN WITHHOLDING PAYABLE | | | | (3,550.29) | |
| 241220 | UNITED WAY WITHHELD | | | | - | |
| 241223 | DEPENDENT CARE - FSA | | | | 365.69 | |
| 241226 | LTD INSURANCE | | | | (1,210.79) | |
| 241228 | CAR AND/OR HOME INS WITHHELD | | | | (11.90) | |
| 241230 | LIFE INSURANCE WITHHELD | | | | 179.93 | |
| 241237 | VOLUNTARY ACCIDENT INS WITHHELD | | | | 155.14 | |
| 241238 | VISION INSURANCE WITHHELD | | | | (595.34) | |
| 241300 | MISC CURRENT ACCRUED LIABILITY | 241300 | MISC CURRENT ACCRUED LIABILITY | 241300 | MISC CURRENT ACCRUED LIABILITY | (449,901.90) |
| 241350 | ACCRUED LIABILITY - RETAINAGE | 241350 | ACCRUED LIABILITY - RETAINAGE | 241350 | ACCRUED LIABILITY - RETAINAGE | (363,083.07) |
| 241900 | ACCRUED PAYROLL | | | | (145,429.37) | |

| | | | | | |
|--------|--------------------------------------|--------|----------------------------------|--------|-------------------------|
| 241905 | ACCRUED EMPLOYER PAYROLL TAXES | | | | (10,630.72) |
| 241910 | ACCRUED VACATION - PWW | | | | (136,805.67) |
| | | | | | (4,043,422.26) |
| | | | | | (4,166,161.68) |
| 241236 | ACCRUED LIAB PENSION-SHORT TRM | | | | - |
| 241304 | EARLY RETIREE LIAB-HEALTH - ST | | | | - |
| 241316 | POST-65 HEALTH LIABILITY - ST | | | | - |
| 228900 | MASS TAXES PAYABLE | | | | - |
| 235100 | SERVICE INSTALLATION DEPOSITS | | | | (16,245.65) |
| 235150 | CONSTRUCTION METER DEPOSITS | | | | (3,600.00) |
| 235200 | DEPOSIT - ESCROW | 235200 | DEPOSIT - ESCROW | | - |
| 235250 | HARDSHIP CASE: CREDITS | 235250 | HARDSHIP CASES: CREDITS | 235250 | HARDSHIP CASES: CREDITS |
| | | | | | (205.63) |
| 235300 | LITCHFIELD DEPOSIT | 235300 | LITCHFIELD DEPOSIT | | (64,368.79) |
| 235350 | DEPOSITS - MERRIMACK SOURCE DEV | 235350 | DEPOSITS - MERRIMACK SOURCE DEV | | (66,735.90) |
| 235550 | SERVICE DEPOSITS: SALISBURY | | | | (834.00) |
| 235551 | SERVICE DEPOSITS: SALS B METERS | | | | - |
| 235600 | SERVICE INSTALL DEPOSITS - PAC | | | | (320.00) |
| 235700 | SERVICE INST DEPOSITS - PEU | | | | (16,934.37) |
| 235750 | DEPOSIT-AMHERST (TCI) PROJECT ESCROW | | | | - |
| 235800 | DEPOSITS | | | | - |
| 235850 | DEPOSITS - SG BEDFORD | | | | (21,033.55) |
| | | | | | (190,277.89) |
| | | | | | (67,538.47) |
| | Total Current Liabilities | | Total Current Liabilities | | (13,076,215.16) |
| | | | | | (21,777,710.15) |
| 241305 | EARLY RETIREE LIABILITY-HEALTH | | | | - |
| 241315 | POST-65 HEALTH LIABILITY | | | | (5,549,218.00) |
| 186440 | VEBA TRUST - UNION | | | | 506,772.91 |
| 186445 | VEBA TRUST - NON-UNION | | | | 132,529.70 |
| | | | | | (4,909,915.39) |
| 224100 | OTHER LIABILITY: DERIVATIVE | 224100 | OTHER LIABILITY: DERIVATIVE | | (444,815.00) |
| 241306 | ACC LIAB: SUP EXEC RETIRE PLAN | | | | (308,451.62) |
| 253000 | DEFERRED GAIN-GREEN HILLS SRF | 253000 | DEFERRED GAIN-GREEN HILLS SRF | | - |
| 253001 | DEFERRED RENT LIABILITY | | | | - |
| 253002 | OTHER DEFERRED CREDITS | | | | - |
| 253005 | DEFRENT CR-HECOP III FITUP ALO | | | | (23,492.77) |
| 253100 | DEFERRED GAIN: ARMORY ARRA | | | | - |
| 253101 | DEFERRED GAIN:ASHLEY CMNS ARRA | | | | - |

| | | | | | | |
|--------|---------------------------------------|--------|-----------------------------------|--------|-----------------------------------|-------------------------------|
| 253001 | DEFERRED GAIN-LOCKE LAKE SRF | 253001 | DEFERRED GAIN-LOCKE LAKE SRF | | | - |
| | | | | | | (776,759.39) |
| 263231 | ACCURED LIABILITY: PENSION | | | | | (15,423,508.00) |
| 241235 | ACCRUED STOCK COMP EXPENSE | | | | | - |
| 251000 | UNAMORTIZED DEBT PREMIUM | | | | | - |
| 251001 | UNAMORTIZED DEBT PREMIUM-SERIES 2014A | | | | | (1,553,554.77) |
| 251002 | UNAMORTIZED DEBT PREMIUM-SERIES 2015A | | | | | (874,748.65) |
| 251003 | UNAMORTIZED DEBT PREMIUM-SERIES 2015B | | | | | (182,006.80) |
| 251004 | UNAMORTIZED DEBT PREMIUM-SERIES 2018B | | | | | (111,626.19) |
| 251005 | UNAMORTIZED DEBT PREMIUM-SERIES 2019B | | | | | (306,974.22) |
| 251006 | UNAMORTIZED DEBT PREMIUM-SERIES 2020A | | | | | (80,131.20) |
| 251007 | UNAMORTIZED DEBT PREMIUM-SERIES 2021A | | | | | 0 |
| 255100 | UNAMORTIZED INVESTMENT CREDIT | | | | | (404,526.00) |
| 283105 | REG LIABILITY-EXCESS DEF TAX | | | | | (246,109.06) |
| 283106 | DEF TAX LIAB-UNAMORTIZED ITC | | | | | (293,319.32) |
| 283107 | GROSSUP TO REG LIAB EXCESS DEF | | | | | (161,423.59) |
| | | | | | | Other Deferred Credits |
| 282100 | DEFERRED TAX ASSET | | | | | - |
| 282200 | DEFERRED INCOME TAXES | 282200 | DEFERRED INCOME TAXES | 282200 | DEFERRED INCOME TAXES | (21,430,626.44) |
| 283100 | ACCUM DEFERRED INC TAX-REG LIABILITY | 283100 | ACCUM DEF INC TAX - REG LIABILITY | 283100 | ACCUM DEFERRED INC TAX - REG LIAB | (9,217,279.00) |
| 282201 | DEF TAX OFFSET TO REG LIAB ITC | 282201 | DEFERRED INCOME TAX - SWAP | | | 471,245.32 |
| 282202 | DEF TAX OFFSET TO GU REG ASSET | | | | | - |
| 282203 | DEF TAX OFFSET TO GU REG LIAB | | | | | 161,423.59 |
| 271200 | CONTRIBUTIONS IN AID OF CONST | 271200 | CONTRIBUTIONS IN AID OF CONST | 271200 | CONTRIBUTIONS IN AID OF CONST | (60,709,051.72) |
| 271201 | CIAC: BON TERRAIN | | | | | (959,060.87) |
| 271201 | CIAC-WATER FILTRATION GRANT | | | 271201 | CIAC-WATER FILTRATION GRANT | (398,349.91) |
| 271202 | CIAC: TAYLOR FALLS BOOSTER STA | | | | | (150,000.00) |
| 271204 | CIAC: MAPLE HILLS GRANT | 271204 | CIAC: MAPLE HILLS GRANT | | | (92,245.15) |
| 271205 | CIAC: TOWN OF AMHERST | | | | | (43,000.00) |
| 271205 | CIAC: BIRCH HILLS GRANT | 271205 | CIAC: BIRCH HILLS GRANT | | | (137,116.56) |
| 271206 | CIAC: LOCKE LAKE GRANT | 271206 | CIAC: LOCKE LAKE GRANT | | | (17,489.44) |
| 271207 | DRINKING WATER GRANT FUNDS | 271207 | DRINKING WATER GRANT FUNDS | | | (600,000.00) |
| 271210 | CIAC: MAST ROAD | | | | | (8,500.00) |
| 271220 | CIAC: LITTLE POND MAINS | | | | | (148,434.95) |
| 271225 | CIAC: PWDRHILL/DUNLAP WDS TANK | | | | | (55,080.00) |
| 271230 | CIAC: URBAN RUNOFF | | | | | (62,600.00) |
| 271240 | CIAC-NEW SERVICES:ENGLISH WOOD | | | | | (7,610.69) |
| 271250 | CIAC: SAFE WATER DRINKING ACT | | | | | (55,365.80) |
| 271250 | CIAC: LONDONDERRY/MWW CONN | 271250 | CIAC: LONDONDERRY/MWW CONN | | | (603,000.00) |
| 271260 | CIAC: AUTUMN WOODS BOOSTER STA | | | | | (82,592.00) |
| 271270 | CIAC: CHERRY LANE WELL | | | | | (35,000.00) |

| | | | | | |
|--------|---------------------------------------|--------|---------------------------------------|---------------------------------------|---------------------------------------|
| 271275 | CIAC: MANCHESTER INTERCONNECT | | | | (422,611.50) |
| 271300 | CIAC: SEASON LANE, LONDONDERRY | 271300 | CIAC: SEASON LANE, LONDONDERRY | | (15,400.00) |
| 271302 | CIAC: PELHAM | 271302 | CIAC: PELHAM | | (84,300.00) |
| 271303 | CIAC: LITCHFIELD | 271303 | CIAC: LITCHFIELD | | (150,367.50) |
| 271304 | CIAC: BOW | 271304 | CIAC: BOW | | (19,200.00) |
| 271305 | CIAC: LAKEVIEW FARMS - WINDHAM | 271305 | CIAC: LAKEVIEW FARMS - WINDHAM | | (46,000.00) |
| 271310 | CIAC - MAPLEWOOD | | | | (269,612.00) |
| 271320 | CIAC - LAUREL WOODS | | | | (242,348.60) |
| 271325 | CIAC: MEADOWBROOK PUMP STATION | 271325 | CIAC: MEADOWBROOK PUMP STATION | | (18,900.00) |
| 271350 | CIAC: OAKWOOD | 271350 | CIAC: OAKWOOD | | (36,000.00) |
| 271360 | CIAC: SMYTHE WOODS-HOOKSETT | 271360 | CIAC: SMYTHE WOODS-HOOKSETT | | (20,690.39) |
| 271370 | CIAC: W&E | 271370 | CIAC: W&E | | (32,805.00) |
| 271380 | CIAC: FLETCHERS CORNER:ARSENIC | 271380 | CIAC: FLETCHERS CORNER:ARSENIC | | (68,650.00) |
| 271400 | CONTR IN AID OF CONST-DEV INST | 271400 | CONTR IN AID OF CONST-DEV INST | | (4,620,626.39) |
| 271550 | CIAC: AUTUMN WOODS | | | | (189,754.78) |
| 252001 | CUST ADV FOR CONST: MVD INTER | | | | (84,000.00) |
| | | | | 2,264,455.85 | (70,485,763.25) |
| | | | | | (72,750,219.10) |
| | | | | Reserve for Amort of CIAC: All | |
| 272101 | RESERVE FOR AMORT OF CIAC:PWV | 272101 | RESERVE FOR AMORT OF CIAC:PEU | 272101 | RESERVE FOR AMORT OF CIAC:PAC |
| | | | | | 16,122,427.53 |
| | | | | | 16,122,427.53 |
| | Total Deferred Credits | | Total Deferred Credits | | Total Deferred Credits |
| | | | | | (109,928,311.09) |
| | | | | 2,039,319.59 | (111,967,630.68) |
| | Total Equity & Liabilities | | Total Equity & Liabilities | | Total Equity & Liabilities |
| | | | | | (375,912,266.70) |
| | | | | 11,835,142.50 | (387,747,409.20) |

Pennichuck Water Works, Inc.
Balance Sheet
January - December 2021

| | 2 | 3 | 4 | 5 | 6 | 7 | 8 | 9 | 10 | 11 | 12 |
|--|---------------------|---------------------|---------------------|---------------------|---------------------|---------------------|---------------------|---------------------|---------------------|---------------------|---------------------|
| | Feb-21 | Mar-21 | Apr-21 | May-21 | Jun-21 | Jul-21 | Aug-21 | Sep-21 | Oct-21 | Nov-21 | Dec-21 |
| | 4,449.76 | 4,449.76 | 4,449.76 | 4,449.76 | 4,449.76 | 4,449.76 | 4,449.76 | 4,449.76 | 4,449.76 | 4,449.76 | 4,449.76 |
| | 639,329.93 | 639,329.93 | 639,329.93 | 639,329.93 | 639,329.93 | 634,329.93 | 634,329.93 | 634,329.93 | 634,329.93 | 634,329.93 | 907,131.56 |
| | 549,184.63 | 549,184.63 | 554,358.38 | 554,358.38 | 554,358.38 | 554,358.38 | 554,358.38 | 554,358.38 | 554,358.38 | 554,358.38 | 554,358.38 |
| | - | - | - | - | - | - | - | - | - | - | - |
| | - | - | - | - | - | - | - | - | - | - | - |
| | - | - | - | - | - | - | - | - | - | - | - |
| | - | - | - | - | - | - | - | - | - | - | - |
| | 505,390.75 | 505,390.75 | 505,390.75 | 505,390.75 | 505,390.75 | 505,390.75 | 505,390.75 | 505,390.75 | 505,390.75 | 505,390.75 | 505,390.75 |
| | - | - | - | - | - | - | - | - | - | - | - |
| | - | - | - | - | - | - | - | - | - | - | - |
| | - | - | - | - | - | - | - | - | - | - | - |
| | - | - | - | - | - | - | - | - | - | - | - |
| | 228,178.93 | 228,178.93 | 228,178.93 | 228,178.93 | 228,178.93 | 228,178.93 | 228,178.93 | 228,178.93 | 228,178.93 | 228,178.93 | 228,178.93 |
| | 16,153.19 | 16,153.19 | 16,153.19 | 16,153.19 | 16,153.19 | 16,153.19 | 16,153.19 | 16,153.19 | 16,153.19 | 16,153.19 | 16,153.19 |
| | - | - | - | - | - | - | - | - | - | - | - |
| | - | - | - | - | - | - | - | - | - | - | - |
| | 552,513.16 | 552,513.16 | 552,513.16 | 552,513.16 | 552,513.16 | 552,513.16 | 552,513.16 | 552,513.16 | 552,513.16 | 552,513.16 | 552,513.16 |
| | 100,335.00 | 100,335.00 | 100,335.00 | 100,335.00 | 100,335.00 | 100,335.00 | 100,335.00 | 100,335.00 | 100,335.00 | 100,335.00 | 100,335.00 |
| | 108,285.50 | 108,285.50 | 108,285.50 | 108,285.50 | 108,285.50 | 108,285.50 | 108,285.50 | 108,285.50 | 108,285.50 | 108,285.50 | 108,285.50 |
| | 688,358.24 | 688,358.24 | 688,358.24 | 688,358.24 | 688,358.24 | 688,358.24 | 688,358.24 | 688,358.24 | 688,358.24 | 688,358.24 | 688,358.24 |
| | 25,000.00 | 25,000.00 | 25,000.00 | 25,000.00 | 25,000.00 | 25,000.00 | 25,000.00 | 25,000.00 | 25,000.00 | 25,000.00 | 25,000.00 |
| | - | - | - | - | - | - | - | - | - | - | - |
| | - | - | - | - | - | - | - | - | - | - | - |
| | 3,417,179.09 | 3,417,179.09 | 3,422,352.84 | 3,422,352.84 | 3,422,352.84 | 3,417,352.84 | 3,417,352.84 | 3,417,352.84 | 3,417,352.84 | 3,417,352.84 | 3,690,154.47 |
| | - | - | - | - | - | - | - | - | - | - | - |
| | 8,085,107.26 | 7,980,215.43 | 7,980,215.43 | 7,980,215.43 | 7,980,215.43 | 7,980,215.43 | 7,980,215.43 | 7,980,215.43 | 7,980,215.43 | 7,980,215.43 | 7,980,215.43 |
| | - | - | - | - | - | - | - | - | - | - | - |
| | 404,000.00 | 404,000.00 | 404,000.00 | 404,000.00 | 404,000.00 | 404,000.00 | 404,000.00 | 404,000.00 | 404,000.00 | 404,000.00 | 404,000.00 |
| | - | - | - | - | - | - | - | - | - | - | - |
| | - | - | - | - | - | - | - | - | - | - | - |
| | - | - | - | - | - | - | - | - | - | - | - |
| | 6,003,774.54 | 6,003,774.54 | 6,003,774.54 | 6,003,774.54 | 6,003,774.54 | 6,003,774.54 | 6,003,774.54 | 6,003,774.54 | 6,003,774.54 | 6,003,774.54 | 6,003,774.54 |
| | - | - | - | - | - | - | - | - | - | - | - |
| | - | - | - | - | - | - | - | - | - | - | - |
| | 39,984.80 | 39,984.80 | 39,984.80 | 39,984.80 | 39,984.80 | 39,984.80 | 39,984.80 | 39,984.80 | 39,984.80 | 39,984.80 | 39,984.80 |
| | - | - | - | - | - | - | - | - | - | - | - |
| | - | - | - | - | - | - | - | - | - | - | - |

| | | | | | | | | | | |
|----------------------|----------------------|----------------------|----------------------|----------------------|----------------------|----------------------|----------------------|----------------------|----------------------|----------------------|
| - | - | - | - | - | - | - | - | - | - | - |
| 3,772.19 | 3,772.19 | 3,772.19 | 3,772.19 | 3,772.19 | 3,772.19 | 3,772.19 | 3,772.19 | 3,772.19 | 3,772.19 | 3,772.19 |
| 4,758,954.58 | 4,758,954.58 | 4,758,954.58 | 4,758,954.58 | 4,757,309.72 | 4,757,309.72 | 4,757,309.72 | 4,757,309.72 | 4,757,309.72 | 4,757,309.72 | 4,837,280.25 |
| 65,787.00 | 65,787.00 | 65,787.00 | 65,787.00 | 65,787.00 | 65,787.00 | 65,787.00 | 65,787.00 | 65,787.00 | 65,787.00 | 65,787.00 |
| - | - | - | - | - | - | - | - | - | - | - |
| - | - | - | - | - | - | - | - | - | - | - |
| - | - | - | - | - | - | - | - | - | - | - |
| 194,620.83 | 194,620.83 | 194,620.83 | 194,620.83 | 194,620.83 | 194,620.83 | 315,273.87 | 321,482.22 | 321,482.22 | 321,482.22 | 321,482.22 |
| 7,449,164.44 | 7,449,164.44 | 7,449,164.44 | 7,449,164.44 | 7,449,164.44 | 7,449,164.44 | 7,449,164.44 | 7,449,164.44 | 7,449,164.44 | 7,449,164.44 | 7,449,164.44 |
| 20,460.19 | 20,460.19 | 20,460.19 | 20,460.19 | 20,460.19 | 20,460.19 | 20,460.19 | 20,460.19 | 20,460.19 | 20,460.19 | 20,460.19 |
| - | - | - | - | - | - | - | - | - | - | - |
| 25,347,269.57 | 25,347,269.57 | 25,395,334.83 | 25,448,059.32 | 25,448,059.32 | 25,448,059.32 | 25,475,866.49 | 25,475,866.49 | 25,475,866.49 | 25,625,582.03 | 25,625,673.52 |
| 381,494.87 | 387,272.05 | 387,272.05 | 387,272.05 | 387,272.05 | 387,272.05 | 387,272.05 | 387,272.05 | 387,272.05 | 387,272.05 | 387,272.05 |
| - | - | - | - | - | - | - | - | - | - | - |
| - | - | - | - | - | - | - | - | - | - | - |
| 4,983,156.52 | 4,983,156.52 | 4,983,156.52 | 4,983,156.52 | 4,983,156.52 | 4,983,156.52 | 4,983,156.52 | 4,983,156.52 | 4,983,156.52 | 4,983,156.52 | 4,983,156.52 |
| 137,331.46 | 137,331.46 | 137,331.46 | 137,331.46 | 137,331.46 | 137,331.46 | 137,331.46 | 137,331.46 | 137,331.46 | 137,331.46 | 137,331.46 |
| - | - | - | - | - | - | - | - | - | - | - |
| - | - | - | - | - | - | - | - | - | - | - |
| - | - | - | - | - | - | - | - | - | - | - |
| - | - | - | - | - | - | - | - | - | - | - |
| - | - | - | - | - | - | - | - | - | - | - |
| 7,327,159.90 | 7,327,793.90 | 7,343,119.14 | 7,357,264.53 | 7,361,265.02 | 7,370,917.74 | 7,373,979.09 | 7,373,979.09 | 7,373,979.09 | 7,399,879.40 | 7,399,879.40 |
| 3,399,722.34 | 3,394,056.68 | 3,394,056.68 | 3,394,056.68 | 3,394,056.68 | 3,400,994.60 | 3,400,994.60 | 3,400,994.60 | 3,400,994.60 | 3,400,994.60 | 3,400,994.60 |
| 601,078.59 | 609,468.59 | 609,468.59 | 614,563.30 | 622,889.54 | 618,168.58 | 609,092.55 | 609,092.55 | 610,612.76 | 610,612.76 | 606,721.52 |
| - | - | - | - | - | - | - | - | - | - | - |
| - | - | - | - | - | - | - | - | - | - | - |
| 1,543.33 | 1,543.33 | 1,543.33 | 1,543.33 | 1,543.33 | 1,543.33 | 1,543.33 | 1,543.33 | 1,543.33 | 1,543.33 | 1,543.33 |
| 309,352.72 | 309,352.72 | 309,352.72 | 309,352.72 | 309,352.72 | 309,352.72 | 309,352.72 | 309,352.72 | 309,352.72 | 309,352.72 | 309,352.72 |
| 4,452,413.27 | 4,452,413.27 | 4,452,413.27 | 4,452,413.27 | 4,452,413.27 | 4,452,413.27 | 4,452,413.27 | 4,452,413.27 | 4,452,413.27 | 4,452,413.27 | 4,452,413.27 |
| 73,966,148.40 | 73,870,392.09 | 73,933,782.59 | 74,005,747.18 | 74,016,429.05 | 74,028,298.73 | 74,170,744.26 | 74,176,952.61 | 74,178,472.82 | 74,354,088.67 | 74,430,259.45 |
| 2,273,724.78 | 2,273,724.78 | 2,273,724.78 | 2,273,724.78 | 2,273,724.78 | 2,273,724.78 | 2,273,724.78 | 2,273,724.78 | 2,273,724.78 | 2,273,724.78 | 2,273,724.78 |
| 7,303,497.02 | 7,303,497.02 | 7,315,958.86 | 7,315,958.86 | 7,340,527.06 | 7,340,527.06 | 7,334,679.61 | 7,334,679.61 | 7,334,679.61 | 7,335,845.56 | 7,336,255.75 |
| - | - | - | - | - | - | - | - | - | - | - |
| - | - | - | - | - | - | - | - | - | - | - |
| - | - | - | - | - | - | - | - | - | - | - |
| - | - | - | - | - | - | - | - | - | - | - |
| - | - | - | - | - | - | - | - | - | - | - |
| 1,250,687.96 | 1,256,751.13 | 1,256,751.13 | 1,286,483.23 | 1,304,822.83 | 1,316,462.29 | 1,316,462.29 | 1,318,497.19 | 1,328,783.85 | 1,328,783.85 | 1,336,772.91 |
| 24,684.03 | 24,684.03 | 24,684.03 | 24,684.03 | 24,684.03 | 24,684.03 | 24,684.03 | 24,684.03 | 24,684.03 | 24,684.03 | 24,684.03 |
| 45,539.85 | 45,539.85 | 45,539.85 | 45,539.85 | 47,213.02 | 47,213.02 | 47,213.02 | 47,213.02 | 47,213.02 | 47,213.02 | 42,847.03 |
| - | - | - | - | - | - | - | - | - | - | - |
| - | - | - | - | - | - | - | - | - | - | - |
| - | - | - | - | - | - | - | - | - | - | - |

| | | | | | | | | | | |
|----------------------|----------------------|----------------------|----------------------|----------------------|----------------------|----------------------|----------------------|----------------------|----------------------|----------------------|
| 15,857.20 | 15,857.20 | 15,857.20 | 15,857.20 | 15,857.20 | 15,857.20 | 15,857.20 | 15,857.20 | 15,857.20 | 15,857.20 | 15,857.20 |
| 248,484.33 | 248,484.33 | 248,484.33 | 248,484.33 | 248,484.33 | 248,484.33 | 248,484.33 | 248,484.33 | 248,484.33 | 248,484.33 | 248,484.33 |
| 58,934.86 | 58,934.86 | 58,934.86 | 58,934.86 | 58,934.86 | 58,934.86 | 58,934.86 | 58,934.86 | 58,934.86 | 58,934.86 | 58,934.86 |
| - | - | - | - | - | - | - | - | - | - | - |
| - | - | - | - | - | - | - | - | - | - | - |
| - | - | - | - | - | - | - | - | - | - | - |
| 1,572,036.80 | 1,572,036.80 | 1,572,036.80 | 1,572,036.80 | 1,572,036.80 | 1,572,036.80 | 1,572,036.80 | 1,572,036.80 | 1,572,036.80 | 1,572,036.80 | 1,572,036.80 |
| - | - | - | - | - | - | - | - | - | - | - |
| - | - | - | - | - | - | - | - | - | - | - |
| - | - | - | - | - | - | - | - | - | - | - |
| - | - | - | - | - | - | - | - | - | - | - |
| 76,495.62 | 76,495.62 | 76,495.62 | 76,495.62 | 76,495.62 | 76,495.62 | 76,495.62 | 76,495.62 | 76,495.62 | 76,495.62 | 76,495.62 |
| 13,500.00 | 13,500.00 | 13,500.00 | 13,500.00 | 13,500.00 | 13,500.00 | 13,500.00 | 13,500.00 | 13,500.00 | 13,500.00 | 13,500.00 |
| - | - | - | - | - | - | - | - | - | - | - |
| 17,709,770.58 | 17,724,589.86 | 17,744,817.47 | 17,749,659.96 | 17,764,283.43 | 17,771,529.55 | 17,771,529.55 | 17,771,529.55 | 17,771,529.55 | 17,771,529.55 | 17,820,869.84 |
| - | - | - | - | - | - | - | - | - | - | - |
| 1,396,481.32 | 1,396,481.32 | 1,396,481.32 | 1,396,481.32 | 1,396,481.32 | 1,396,481.32 | 1,396,481.32 | 1,396,481.32 | 1,396,481.32 | 1,396,481.32 | 1,396,481.32 |
| - | - | - | - | - | - | - | - | - | - | - |
| 31,989,694.35 | 32,010,576.80 | 32,043,266.25 | 32,077,840.84 | 32,137,045.28 | 32,155,930.86 | 32,150,083.41 | 32,152,118.31 | 32,162,404.97 | 32,163,570.92 | 32,216,944.47 |
| (384,880.18) | (384,880.18) | (384,880.18) | (384,880.18) | (384,880.18) | (384,880.18) | (384,880.18) | (384,880.18) | (384,880.18) | (384,880.18) | (384,880.18) |
| (8,708,682.94) | (8,708,682.94) | (8,708,682.94) | (8,708,682.94) | (8,708,682.94) | (8,708,682.94) | (8,708,682.94) | (8,708,682.94) | (8,708,682.94) | (8,708,682.94) | (8,706,800.25) |
| (460,025.00) | (460,025.00) | (460,025.00) | (460,025.00) | (460,025.00) | (460,025.00) | (460,025.00) | (460,025.00) | (460,025.00) | (460,025.00) | (460,025.00) |
| (7,940.20) | (7,940.20) | (7,940.20) | (7,940.20) | (7,940.20) | (7,940.20) | (7,940.20) | (7,940.20) | (7,940.20) | (7,940.20) | (7,940.20) |
| (185,750.00) | (185,750.00) | (185,750.00) | (185,750.00) | (185,750.00) | (185,750.00) | (185,750.00) | (185,750.00) | (185,750.00) | (185,750.00) | (185,750.00) |
| (230,800.00) | (230,800.00) | (230,800.00) | (230,800.00) | (230,800.00) | (230,800.00) | (230,800.00) | (230,800.00) | (230,800.00) | (230,800.00) | (230,800.00) |
| (276,666.67) | (276,666.67) | (276,666.67) | (276,666.67) | (276,666.67) | (276,666.67) | (276,666.67) | (276,666.67) | (276,666.67) | (276,666.67) | (276,666.67) |
| (331,666.66) | (331,666.66) | (331,666.66) | (331,666.66) | (331,666.66) | (331,666.66) | (331,666.66) | (331,666.66) | (331,666.66) | (331,666.66) | (331,666.66) |
| 4,244,612.72 | 4,258,778.12 | 4,272,943.53 | 4,287,108.94 | 4,301,274.34 | 4,315,439.75 | 4,329,605.15 | 4,343,770.55 | 4,357,935.96 | 4,372,101.37 | 4,386,266.77 |
| 376,426.64 | 377,829.15 | 379,231.67 | 380,634.19 | 382,036.70 | 383,439.22 | 384,841.73 | 386,244.24 | 387,646.76 | 389,049.28 | 390,451.79 |
| 3,179.54 | 3,189.13 | 3,198.72 | 3,208.31 | 3,217.90 | 3,227.49 | 3,237.08 | 3,246.67 | 3,256.26 | 3,265.85 | 3,275.44 |
| 233,142.97 | 233,992.59 | 234,842.21 | 235,691.83 | 236,541.45 | 237,391.07 | 238,240.69 | 239,090.31 | 239,939.93 | 240,789.55 | 241,639.17 |
| 112,766.99 | 113,241.64 | 113,716.29 | 114,190.94 | 114,665.59 | 115,140.24 | 115,614.89 | 116,089.54 | 116,564.19 | 117,038.84 | 117,513.49 |
| 129,266.02 | 129,795.61 | 130,325.21 | 130,854.80 | 131,384.40 | 131,913.99 | 132,443.59 | 132,973.18 | 133,502.78 | 134,032.37 | 134,561.97 |
| 177,713.05 | 178,184.37 | 178,655.69 | 179,127.00 | 179,598.32 | 180,069.63 | 180,540.95 | 181,012.26 | 181,483.58 | 181,954.89 | 182,426.21 |
| 214,225.55 | 214,773.89 | 215,322.22 | 215,870.55 | 216,418.88 | 216,967.21 | 217,515.54 | 218,063.87 | 218,612.20 | 219,160.53 | 219,708.86 |
| 2,167,316.06 | 2,153,207.36 | 2,153,207.36 | 2,153,207.36 | 2,153,207.36 | 2,153,207.36 | 2,153,207.36 | 2,153,207.36 | 2,153,207.36 | 2,153,207.36 | 2,153,207.36 |
| - | - | - | - | - | - | - | - | - | - | - |
| - | - | - | - | - | - | - | - | - | - | - |
| - | - | - | - | - | - | - | - | - | - | - |
| - | - | - | - | - | - | - | - | - | - | - |
| - | - | - | - | - | - | - | - | - | - | - |
| 8,459,084.08 | 8,459,084.08 | 8,459,084.08 | 8,459,084.08 | 8,459,084.08 | 8,459,084.08 | 8,459,084.08 | 8,459,084.08 | 8,459,084.08 | 8,459,084.08 | 8,459,084.08 |
| 327,272.32 | 327,272.32 | 327,272.32 | 327,272.32 | 327,272.32 | 327,272.32 | 327,272.32 | 327,272.32 | 327,272.32 | 327,272.32 | 327,272.32 |

| | | | | | | | | | | |
|---------------|---------------|---------------|---------------|---------------|---------------|---------------|---------------|---------------|---------------|---------------|
| 657,257.63 | 657,257.63 | 657,257.63 | 657,257.63 | 657,257.63 | 657,257.63 | 657,257.63 | 657,257.63 | 657,257.63 | 657,257.63 | 757,608.13 |
| 7,398,357.90 | 7,398,357.90 | 7,398,357.90 | 7,398,357.90 | 7,398,357.90 | 7,398,357.90 | 7,398,357.90 | 7,398,357.90 | 7,398,357.90 | 7,398,357.90 | 7,398,357.90 |
| 247,678.50 | 247,678.50 | 247,678.50 | 247,678.50 | 247,678.50 | 247,678.50 | 247,678.50 | 247,678.50 | 247,678.50 | 247,678.50 | 247,678.50 |
| - | - | - | - | - | - | - | - | - | - | - |
| 13,075,686.45 | 13,075,686.45 | 13,075,686.45 | 13,075,686.45 | 13,075,686.45 | 13,075,686.45 | 13,075,686.45 | 13,075,686.45 | 13,075,686.45 | 13,075,686.45 | 13,075,686.45 |
| 19,003,017.56 | 19,003,017.56 | 19,003,017.56 | 19,003,157.93 | 19,003,157.93 | 19,003,157.93 | 19,003,157.93 | 19,003,157.93 | 19,003,157.93 | 19,003,157.93 | 19,002,385.21 |
| 1,440,589.96 | 1,440,589.96 | 1,440,589.96 | 1,440,589.96 | 1,440,589.96 | 1,440,589.96 | 1,440,589.96 | 1,440,589.96 | 1,440,589.96 | 1,440,589.96 | 1,440,589.96 |
| 3,027,863.89 | 3,027,863.89 | 3,027,863.89 | 3,027,863.89 | 3,026,783.89 | 3,026,783.89 | 3,026,783.89 | 3,026,783.89 | 3,026,783.89 | 3,026,783.89 | 3,026,783.89 |
| 531,932.04 | 531,932.04 | 531,932.04 | 531,932.04 | 531,932.04 | 531,932.04 | 531,932.04 | 531,932.04 | 531,932.04 | 531,932.04 | 531,932.04 |
| 5,161,268.54 | 5,160,328.79 | 5,160,328.79 | 5,160,328.79 | 5,160,328.79 | 5,160,328.79 | 5,160,328.79 | 5,160,328.79 | 5,160,328.79 | 5,160,328.79 | 5,160,328.79 |
| 235,507.36 | 235,507.36 | 235,507.36 | 235,507.36 | 235,507.36 | 235,507.36 | 235,507.36 | 235,507.36 | 235,507.36 | 235,507.36 | 235,507.36 |
| 11,246,016.99 | 11,246,016.99 | 11,246,016.99 | 11,246,016.99 | 11,246,016.99 | 11,246,016.99 | 11,246,016.99 | 11,246,016.99 | 11,246,016.99 | 11,246,016.99 | 11,246,016.99 |
| 316,734.00 | 316,734.00 | 316,734.00 | 316,734.00 | 316,734.00 | 316,734.00 | 316,734.00 | 316,734.00 | 316,734.00 | 316,734.00 | 316,734.00 |
| 956,971.89 | 956,971.89 | 956,971.89 | 956,971.89 | 956,971.89 | 956,971.89 | 956,971.89 | 956,971.89 | 956,971.89 | 956,971.89 | 956,971.89 |
| 622,095.25 | 622,095.25 | 622,095.25 | 622,095.25 | 622,095.25 | 622,095.25 | 622,095.25 | 622,095.25 | 622,095.25 | 622,095.25 | 622,095.25 |
| - | - | - | - | - | - | - | - | - | - | - |
| 44,589,601.33 | 44,589,601.33 | 44,589,601.33 | 44,589,601.33 | 44,844,040.74 | 44,887,020.43 | 44,887,020.43 | 44,887,151.94 | 44,887,151.94 | 44,887,151.94 | 44,887,151.94 |
| 216.00 | 216.00 | 216.00 | 216.00 | 216.00 | 216.00 | 216.00 | 216.00 | 216.00 | 216.00 | 216.00 |
| 122,253.28 | 122,253.28 | 122,253.28 | 122,253.28 | 122,253.28 | 122,253.28 | 122,253.28 | 122,253.28 | 122,253.28 | 122,253.28 | 122,253.28 |
| - | - | - | - | - | - | - | - | - | - | - |
| - | - | - | - | - | - | - | - | - | - | - |
| - | - | - | - | - | - | - | - | - | - | - |
| - | - | - | - | - | - | - | - | - | - | - |
| 2,679,877.09 | 2,690,322.59 | 2,720,659.27 | 2,760,595.85 | 2,767,083.28 | 2,832,966.63 | 2,835,156.15 | 2,873,429.06 | 2,877,519.20 | 2,901,817.73 | 2,914,651.93 |
| 538,937.54 | 552,389.73 | 552,389.73 | 552,389.73 | 552,389.73 | 552,389.73 | 554,178.44 | 553,405.72 | 553,405.72 | 553,405.72 | 526,822.00 |
| 49,003.13 | 49,003.13 | 49,003.13 | 49,003.13 | 49,003.13 | 49,003.13 | 49,003.13 | 49,003.13 | 49,003.13 | 49,003.13 | 49,003.13 |
| 404,722.31 | 404,722.31 | 404,722.31 | 404,722.31 | 404,722.31 | 404,722.31 | 404,722.31 | 404,722.31 | 404,722.31 | 404,722.31 | 364,810.30 |
| 26,433.69 | 26,433.69 | 26,433.69 | 26,433.69 | 26,433.69 | 26,433.69 | 26,433.69 | 26,433.69 | 26,433.69 | 26,433.69 | 26,433.69 |
| 150,011.40 | 150,011.40 | 150,011.40 | 150,011.40 | 150,011.40 | 150,011.40 | 150,011.40 | 150,011.40 | 150,011.40 | 150,011.40 | 148,396.90 |
| 64,058.55 | 64,058.55 | 64,058.55 | 64,058.55 | 64,058.55 | 64,058.55 | 64,058.55 | 64,058.55 | 64,058.55 | 64,058.55 | 64,058.55 |
| 67,872.54 | 67,872.54 | 67,872.54 | 67,872.54 | 67,872.54 | 67,872.54 | 67,872.54 | 67,872.54 | 67,872.54 | 67,872.54 | 67,872.54 |
| 39,803.46 | 39,803.46 | 39,803.46 | 39,803.46 | 42,215.48 | 42,215.48 | 44,669.08 | 44,669.08 | 44,669.08 | 44,669.08 | 114,959.86 |
| - | - | - | - | - | - | - | - | - | - | - |
| 169,870.00 | 169,870.00 | 169,870.00 | 169,870.00 | 169,870.00 | 169,870.00 | 169,870.00 | 169,870.00 | 169,870.00 | 169,870.00 | 246,383.64 |
| - | - | - | - | - | - | - | - | - | - | - |
| 30,737,877.49 | 30,842,840.34 | 30,842,840.34 | 31,008,650.57 | 31,014,991.52 | 31,315,333.74 | 31,322,923.34 | 31,488,176.67 | 31,488,176.67 | 31,623,444.16 | 31,970,236.95 |
| - | - | - | - | - | - | - | - | - | - | - |
| - | - | - | - | - | - | - | - | - | - | - |
| - | - | - | - | - | - | - | - | - | - | - |
| - | - | - | - | - | - | - | - | - | - | - |
| - | - | - | - | - | - | - | - | - | - | - |
| 1,571,171.84 | 1,571,171.84 | 1,571,171.84 | 1,571,171.84 | 1,577,597.84 | 1,580,810.84 | 1,580,810.84 | 1,580,810.84 | 1,580,810.84 | 1,580,810.84 | 1,580,810.84 |
| 7,037,332.98 | 7,037,332.98 | 7,037,332.98 | 7,041,616.98 | 7,066,861.98 | 7,097,834.66 | 7,103,342.66 | 7,103,342.66 | 7,117,898.62 | 7,123,045.91 | 7,129,988.15 |
| - | - | - | - | - | - | - | - | - | - | - |
| - | - | - | - | - | - | - | - | - | - | - |

| | | | | | | | | | | |
|---------------|---------------|---------------|---------------|---------------|---------------|---------------|---------------|---------------|---------------|---------------|
| - | - | - | - | - | - | - | - | - | - | - |
| - | - | - | - | - | - | - | - | - | - | - |
| - | - | - | - | - | - | - | - | - | - | - |
| - | - | - | - | - | - | - | - | - | - | - |
| - | - | - | - | - | - | - | - | - | - | - |
| 98,000.00 | 98,000.00 | 98,000.00 | 98,000.00 | 98,000.00 | 98,000.00 | 98,000.00 | 98,000.00 | 98,000.00 | 98,000.00 | 98,000.00 |
| 1,018,899.48 | 1,018,899.48 | 1,018,899.48 | 1,018,899.48 | 1,018,899.48 | 1,018,899.48 | 1,018,899.48 | 1,018,899.48 | 1,018,899.48 | 1,018,899.48 | 1,018,899.48 |
| 176,678.50 | 176,678.50 | 176,678.50 | 176,678.50 | 176,678.50 | 176,678.50 | 176,678.50 | 176,678.50 | 176,678.50 | 176,678.50 | 176,678.50 |
| 5,334,191.61 | 5,334,191.61 | 5,338,714.63 | 5,345,655.25 | 5,351,162.27 | 5,358,615.48 | 5,358,615.48 | 5,366,644.47 | 5,382,339.93 | 5,393,437.22 | 5,399,595.67 |
| 10,627,163.59 | 10,642,314.06 | 10,648,997.12 | 10,657,662.11 | 10,677,591.51 | 10,683,233.77 | 10,702,406.81 | 10,712,739.12 | 10,751,129.95 | 10,759,510.96 | 10,775,318.54 |
| 3,397,619.26 | 3,452,796.45 | 3,462,594.91 | 3,493,511.16 | 3,525,736.41 | 3,535,994.22 | 3,544,668.96 | 3,561,616.72 | 3,577,114.68 | 3,584,472.89 | 3,593,030.28 |
| 5,848,142.75 | 5,860,896.00 | 5,865,356.29 | 5,872,404.87 | 5,876,449.92 | 5,879,060.92 | 5,882,291.07 | 5,892,748.14 | 5,898,874.70 | 5,902,841.68 | 5,906,019.06 |
| - | - | - | - | - | - | - | - | - | - | - |
| 3,316,746.80 | 3,319,462.98 | 3,321,705.90 | 3,324,141.55 | 3,325,075.30 | 3,319,074.66 | 3,321,142.03 | 3,326,948.26 | 3,330,987.58 | 3,327,156.47 | 3,331,164.89 |
| - | - | - | - | - | - | - | - | - | - | - |
| - | - | - | - | - | - | - | - | - | - | - |
| - | - | - | - | - | - | - | - | - | - | - |
| - | - | - | - | - | - | - | - | - | - | - |
| - | - | - | - | - | - | - | - | - | - | - |
| - | - | - | - | - | - | - | - | - | - | - |
| - | - | - | - | - | - | - | - | - | - | - |
| - | - | - | - | - | - | - | - | - | - | - |
| - | - | - | - | - | - | - | - | - | - | - |
| - | - | - | - | - | - | - | - | - | - | - |
| - | - | - | - | - | - | - | - | - | - | - |
| - | - | - | - | - | - | - | - | - | - | - |
| - | - | - | - | - | - | - | - | - | - | - |
| - | - | - | - | - | - | - | - | - | - | - |
| - | - | - | - | - | - | - | - | - | - | - |
| - | - | - | - | - | - | - | - | - | - | - |
| 2,565.20 | 2,565.20 | 2,565.20 | 2,565.20 | 2,565.20 | 2,565.20 | 2,565.20 | 2,565.20 | 2,565.20 | 2,565.20 | 2,565.20 |
| 3,836,433.26 | 3,836,433.26 | 3,836,433.26 | 3,842,571.44 | 3,842,571.44 | 3,841,272.62 | 3,841,272.62 | 3,846,975.87 | 3,853,347.68 | 3,853,347.68 | 3,869,276.25 |
| - | - | - | - | - | - | - | - | - | - | - |
| - | - | - | - | - | - | - | - | - | - | - |
| 104,995.69 | 104,995.69 | 104,995.69 | 104,995.69 | 104,995.69 | 104,995.69 | 104,995.69 | 104,995.69 | 104,995.69 | 104,995.69 | 104,995.69 |
| 2,933,295.58 | 2,939,368.24 | 2,939,368.24 | 2,943,162.74 | 2,943,162.74 | 2,974,571.32 | 2,974,571.32 | 2,979,027.82 | 2,979,027.82 | 2,995,949.94 | 2,995,949.94 |
| 900.00 | 900.00 | 900.00 | 900.00 | 900.00 | 900.00 | 900.00 | 900.00 | 900.00 | 900.00 | 900.00 |
| - | - | - | - | - | - | - | - | - | - | - |
| - | - | - | - | - | - | - | - | - | - | - |
| - | - | - | - | - | - | - | - | - | - | - |
| 121,614.72 | 120,760.38 | 120,760.38 | 120,760.38 | 120,760.38 | 120,760.38 | 120,760.38 | 120,760.38 | 120,760.38 | 120,760.38 | 120,760.38 |
| 565.00 | 565.00 | 565.00 | 565.00 | 565.00 | 565.00 | 565.00 | 565.00 | 565.00 | 565.00 | 565.00 |
| 97,067.72 | 97,067.72 | 97,067.72 | 97,067.72 | 97,067.72 | 97,067.72 | 97,067.72 | 97,067.72 | 97,067.72 | 97,067.72 | 97,067.72 |
| 295,946.98 | 295,946.98 | 295,946.98 | 295,946.98 | 295,946.98 | 295,946.98 | 295,946.98 | 295,946.98 | 295,946.98 | 295,946.98 | 295,946.98 |
| - | - | - | - | - | - | - | - | - | - | - |
| - | - | - | - | - | - | - | - | - | - | - |
| - | - | - | - | - | - | - | - | - | - | - |

| | | | | | | | | | | |
|------------------------|------------------------|------------------------|------------------------|------------------------|------------------------|------------------------|------------------------|------------------------|------------------------|------------------------|
| - | - | - | - | - | - | - | - | - | - | - |
| 195,239,441.02 | 195,462,719.54 | 195,539,215.01 | 195,833,775.98 | 196,215,138.28 | 196,727,053.64 | 196,798,179.39 | 197,081,247.53 | 197,204,466.61 | 197,431,525.44 | 198,050,338.14 |
| 675,462.39 | 675,462.39 | 679,622.97 | 679,622.97 | 679,622.97 | 679,622.97 | 679,622.97 | 679,622.97 | 679,622.97 | 679,622.97 | 680,384.64 |
| 3,736,445.42 | 3,736,445.42 | 3,736,445.42 | 3,736,445.42 | 3,736,445.42 | 3,643,343.18 | 3,643,343.18 | 3,643,343.18 | 3,620,075.18 | 3,620,075.18 | 3,689,544.18 |
| 844,509.34 | 844,509.34 | 844,509.34 | 844,509.34 | 844,509.34 | 802,779.83 | 873,750.73 | 873,750.73 | 873,750.73 | 873,750.73 | 881,880.50 |
| - | - | - | - | - | - | - | - | - | - | - |
| 223,422.18 | 223,422.18 | 223,422.18 | 223,422.18 | 223,422.18 | 223,422.18 | 223,422.18 | 223,422.18 | 223,422.18 | 223,422.18 | 223,422.18 |
| 376,133.08 | 376,133.08 | 376,133.08 | 376,133.08 | 376,133.08 | 376,133.08 | 376,133.08 | 376,133.08 | 376,133.08 | 376,133.08 | 376,133.08 |
| - | - | - | - | - | - | - | - | - | - | - |
| 1,622,751.66 | 1,619,629.58 | 1,624,543.57 | 1,624,594.96 | 1,624,594.96 | 1,678,152.25 | 1,678,152.25 | 1,678,152.25 | 1,678,152.25 | 1,678,152.25 | 1,678,152.25 |
| - | - | - | - | - | - | - | - | - | - | - |
| - | - | - | - | - | - | - | - | - | - | - |
| - | - | - | - | - | - | - | - | - | - | - |
| 8,751,504.47 | 8,796,577.48 | 8,803,657.78 | 8,803,657.78 | 8,795,968.68 | 8,091,838.77 | 8,103,194.41 | 8,192,712.54 | 8,136,057.15 | 8,138,751.49 | 8,143,023.99 |
| 813,279.68 | 813,279.68 | 813,279.68 | 813,279.68 | 813,279.68 | 810,204.51 | 810,204.51 | 810,204.51 | 810,204.51 | 810,204.51 | 813,279.68 |
| - | - | - | - | - | - | - | - | - | - | - |
| 17,043,508.22 | 17,085,459.15 | 17,101,614.02 | 17,101,665.41 | 17,093,976.31 | 16,305,496.77 | 16,387,823.31 | 16,477,341.44 | 16,397,418.05 | 16,400,112.39 | 16,485,820.50 |
| 490,806.87 | 490,806.87 | 490,806.87 | 490,806.87 | 490,806.87 | 490,806.87 | 490,806.87 | 490,806.87 | 490,806.87 | 490,806.87 | 490,806.87 |
| 229,132.31 | 229,132.31 | 229,132.31 | 229,132.31 | 229,132.31 | 229,132.31 | 229,132.31 | 229,132.31 | 229,132.31 | 229,132.31 | 229,132.31 |
| 21,445.54 | 21,445.54 | 21,445.54 | 21,445.54 | 21,445.54 | 21,445.54 | 21,445.54 | 21,445.54 | 21,445.54 | 21,445.54 | 21,445.54 |
| - | - | - | - | - | - | - | - | - | - | - |
| - | - | - | - | - | - | - | - | - | - | - |
| - | - | - | - | - | - | - | - | - | - | - |
| 48,432.05 | 48,432.05 | 48,432.05 | 48,432.05 | 48,432.05 | 48,432.05 | 48,432.05 | 48,432.05 | 48,432.05 | 48,432.05 | 48,432.05 |
| - | - | - | - | - | - | - | - | - | - | - |
| - | - | - | - | - | - | - | - | - | - | - |
| 789,816.77 | 789,816.77 | 789,816.77 | 789,816.77 | 789,816.77 | 789,816.77 | 789,816.77 | 789,816.77 | 789,816.77 | 789,816.77 | 789,816.77 |
| 322,445,787.85 | 322,636,143.44 | 322,830,047.48 | 323,231,199.02 | 323,674,758.53 | 323,423,949.61 | 323,713,999.98 | 324,094,829.50 | 324,149,932.06 | 324,556,467.03 | 325,663,333.80 |
| (105,188,985.48) | (105,819,839.05) | (106,482,152.31) | (107,151,956.82) | (107,777,543.20) | (107,504,804.82) | (108,156,782.97) | (108,786,404.71) | (109,350,334.96) | (110,005,201.64) | (110,676,376.19) |
| 8,582,550.16 | 8,586,629.53 | 8,614,466.08 | 8,642,333.96 | 8,676,883.19 | 8,686,111.44 | 8,706,269.08 | 8,708,971.68 | 8,713,018.16 | 8,727,578.56 | 8,740,284.32 |
| 9,512,269.55 | 9,609,698.18 | 9,613,189.60 | 9,611,480.19 | 9,627,282.03 | 9,696,125.40 | 9,703,594.49 | 9,718,711.65 | 9,732,359.64 | 9,736,863.12 | 9,766,224.92 |
| 3,531,600.00 | 3,531,600.00 | 3,531,600.00 | 3,531,600.00 | 3,531,600.00 | 3,531,600.00 | 3,531,600.00 | 3,531,600.00 | 3,531,600.00 | 3,531,600.00 | 3,531,600.00 |
| - | - | - | - | - | - | - | - | - | - | - |
| (83,562,565.77) | (84,091,911.34) | (84,722,896.63) | (85,366,542.67) | (85,941,777.98) | (85,590,967.98) | (86,215,319.40) | (86,827,121.38) | (87,373,357.16) | (88,009,159.96) | (88,638,266.95) |
| 238,883,222.08 | 238,544,232.10 | 238,107,150.85 | 237,864,656.35 | 237,732,980.55 | 237,832,981.63 | 237,498,680.58 | 237,267,708.12 | 236,776,574.90 | 236,547,307.07 | 237,025,066.85 |
| (9,213.44) | (6,236.06) | (4,512.75) | (7,963.98) | (7,360.51) | (10,564.20) | (8,741.45) | (10,646.54) | (10,763.77) | (10,127.82) | (11,135.40) |
| 728,025.71 | 698,217.36 | 1,386,305.79 | 1,525,723.08 | 2,589,815.38 | 3,398,882.24 | 3,795,074.56 | 3,860,127.61 | 4,713,552.59 | 5,294,768.27 | 5,266,079.34 |

| | | | | | | | | | | | |
|-----------------------|-----------------------|-----------------------|-----------------------|-----------------------|-----------------------|-----------------------|-----------------------|-----------------------|-----------------------|-----------------------|-------------------|
| (2,265.40) | 5,007.12 | 846.54 | 846.54 | 846.54 | 846.54 | 846.54 | 846.54 | 846.54 | 846.54 | 84.87 | |
| 191,862.76 | 252,099.34 | 178,571.52 | 212,155.93 | 300,338.33 | 279,846.01 | 301,271.79 | 321,787.51 | 348,980.54 | 490,963.57 | 72,003.99 | |
| 908,409.63 | 949,087.76 | 1,561,211.10 | 1,730,761.57 | 2,883,639.74 | 3,669,010.59 | 4,088,451.44 | 4,172,115.12 | 5,052,615.90 | 5,776,450.56 | 5,327,032.80 | Variance |
| 239,791,631.71 | 239,493,319.86 | 239,668,361.95 | 239,595,417.92 | 240,616,620.29 | 241,501,992.22 | 241,587,132.02 | 241,439,823.24 | 241,829,190.80 | 242,323,757.63 | 242,352,099.65 | 489,571.69 |

| | | | | | | | | | | | |
|---------------------|---------------------|---------------------|---------------------|---------------------|---------------------|----------------------|----------------------|---------------------|---------------------|----------------------|-----------|
| 2,000.01 | 2,000.01 | 2,000.01 | 2,000.00 | 2,000.00 | 2,000.00 | 2,000.00 | 2,000.00 | 2,000.00 | 2,000.00 | 2,000.00 | 2,000.00 |
| 900.00 | 900.00 | 900.00 | 900.00 | 900.00 | 900.00 | 900.00 | 900.00 | 900.00 | 900.00 | 900.00 | 900.00 |
| 2,000.00 | 2,000.00 | 2,000.00 | 2,000.00 | 2,000.00 | 2,000.00 | 2,000.00 | 2,000.00 | 2,000.00 | 2,000.00 | 2,000.00 | 2,000.00 |
| 2,000.00 | 2,000.00 | 2,000.00 | 2,000.00 | 2,000.00 | 2,000.00 | 2,000.00 | 2,000.00 | 2,000.00 | 2,000.00 | 2,000.00 | 2,000.00 |
| - | - | - | - | - | - | - | - | - | - | - | - |
| - | - | - | - | - | - | - | - | - | - | - | - |
| - | - | - | - | - | - | - | - | - | - | - | - |
| - | - | - | - | - | - | - | - | - | - | - | - |
| - | - | - | - | - | - | - | - | - | - | - | - |
| - | - | - | - | - | - | - | - | - | - | - | - |
| 1,134,266.13 | 1,010,795.48 | 927,037.85 | 810,151.00 | 854,441.90 | 1,134,163.76 | 1,331,903.39 | 1,440,254.63 | 1,600,611.49 | 1,386,567.49 | 1,302,231.50 | (0.03) |
| - | - | - | - | - | - | - | - | - | - | - | - |
| - | - | - | - | - | - | - | - | - | - | - | - |
| - | - | - | - | - | - | - | - | - | - | - | - |
| - | - | - | - | - | - | - | - | - | - | - | - |
| 847,487.12 | 768,040.13 | 720,883.20 | 660,558.12 | 751,311.54 | 1,022,133.47 | 1,217,668.64 | 1,345,104.61 | 1,487,011.06 | 1,403,789.29 | 1,342,418.52 | |
| 1,769,156.55 | 1,377,832.34 | 1,037,401.42 | 538,453.85 | 537,744.62 | 1,010,985.94 | 1,288,601.14 | 1,357,249.13 | 1,533,670.61 | 2,034,800.93 | 1,571,910.28 | |
| 1,834,596.14 | 2,082,138.77 | 3,207,805.18 | 2,593,447.14 | 2,693,354.12 | 2,510,867.31 | 2,022,758.58 | 2,675,058.02 | 2,110,997.73 | 2,341,152.33 | 3,635,866.78 | |
| 2,502,384.15 | 1,112,647.49 | 1,280,035.84 | 1,793,961.51 | 2,223,744.55 | 2,738,090.29 | 3,146,876.69 | 3,568,351.71 | 986,288.25 | 1,515,123.65 | 1,937,556.47 | |
| - | - | - | - | - | - | - | - | - | - | - | - |
| 45.00 | 45.00 | 45.00 | 45.00 | 45.00 | 45.00 | 45.00 | 45.00 | 45.00 | 45.00 | 45.00 | - |
| 5,474.84 | 5,474.84 | 5,474.84 | 5,474.84 | 5,474.84 | 5,474.84 | 5,474.84 | 5,474.84 | 5,474.84 | 5,474.84 | 5,474.84 | 5,474.84 |
| 18,236.29 | 18,236.29 | 18,236.29 | 18,236.29 | 18,236.29 | 18,236.29 | 18,236.29 | 18,236.29 | 18,236.29 | 18,236.29 | 18,236.29 | 18,236.29 |
| 0 | 0 | 0 | 14562.16 | 14562.16 | 14562.16 | 14562.16 | 14562.16 | 14562.16 | 14562.16 | 14562.16 | 14562.16 |
| - | - | - | - | - | - | - | - | - | - | - | - |
| 719,406.82 | 778,482.26 | 836,588.49 | 893,377.90 | 965,275.17 | 942,275.20 | 1,024,650.64 | 1,100,216.16 | 1,141,333.19 | 1,201,216.94 | 1,259,023.34 | |
| - | - | - | - | - | - | - | - | - | - | - | - |
| - | - | - | - | - | - | - | - | - | - | - | - |
| - | - | - | - | - | - | - | - | - | - | - | - |
| - | - | - | - | - | - | - | - | - | - | - | - |
| - | - | - | - | - | - | - | - | - | - | - | - |
| 39,170.00 | 39,170.00 | 39,170.00 | 39,170.00 | 39,170.00 | 39,170.00 | 39,170.00 | 39,170.00 | 39,170.00 | 39,170.00 | 39,170.00 | 39,170.00 |
| 8,877,123.05 | 7,199,762.61 | 8,079,578.12 | 7,374,337.81 | 8,110,260.19 | 9,442,904.26 | 10,116,847.37 | 11,570,622.55 | 8,944,300.59 | 9,967,038.92 | 11,133,350.18 | |

| | | | | | | | | | | | |
|--------------|--------------|--------------|--------------|--------------|--------------|--------------|--------------|--------------|--------------|--------------|---|
| 729,841.26 | 555,524.09 | 662,308.27 | 647,648.73 | 589,109.52 | 807,246.50 | 543,785.01 | 501,439.67 | 770,207.02 | 585,831.50 | 520,020.29 | |
| 2,751,673.07 | 2,499,793.61 | 2,004,965.60 | 2,407,576.50 | 2,326,266.49 | 2,311,609.68 | 3,256,640.81 | 2,276,821.90 | 2,219,473.96 | 2,949,488.26 | 2,142,391.23 | |
| - | - | - | - | - | - | - | - | - | - | - | - |
| 30,965.34 | 31,152.01 | 31,147.17 | 32,565.46 | 34,612.46 | 34,597.36 | 32,522.22 | 23,578.18 | 22,079.38 | 22,066.90 | 11,033.62 | |

| | | | | | | | | | | |
|---------------------|---------------------|---------------------|---------------------|---------------------|---------------------|---------------------|---------------------|---------------------|---------------------|---------------------|
| 368,939.88 | 352,362.57 | 343,157.55 | 370,231.13 | 346,317.21 | 350,956.90 | 368,756.68 | 372,781.18 | 379,824.46 | 382,925.21 | 599,038.31 |
| - | - | - | - | - | - | - | - | - | - | - |
| 11,780.50 | 8,385.50 | 9,493.28 | 25,426.56 | 26,964.72 | 31,993.42 | 30,279.31 | 27,469.93 | 31,037.00 | 32,516.96 | 25,620.27 |
| (27,500.00) | (27,566.13) | (27,499.29) | (27,499.23) | (27,500.00) | (27,500.00) | (25,661.31) | (27,500.00) | (27,500.00) | (27,500.00) | (29,094.57) |
| (10,542.03) | (10,542.03) | (10,542.03) | (10,542.03) | (10,542.03) | (10,542.03) | (10,542.03) | (10,542.03) | (12,827.21) | (12,827.21) | (12,827.21) |
| 3,855,158.02 | 3,409,109.62 | 3,013,030.55 | 3,445,407.12 | 3,285,228.37 | 3,498,361.83 | 4,195,780.69 | 3,164,048.83 | 3,382,294.61 | 3,932,501.62 | 3,256,181.94 |
| - | - | - | - | - | - | - | - | - | - | - |
| 632,841.00 | 672,363.00 | 597,169.00 | 752,867.00 | 942,597.00 | 780,235.00 | 846,632.00 | 927,204.00 | 794,801.00 | 796,332.00 | 824,524.00 |
| 1,845,707.00 | 1,837,164.00 | 2,039,827.00 | 1,703,125.00 | 2,139,642.00 | 2,950,236.00 | 2,641,583.00 | 2,772,963.00 | 3,027,474.00 | 2,315,290.00 | 2,183,423.00 |
| 1,613,596.45 | 1,613,596.45 | 1,613,596.45 | 1,568,032.99 | 1,478,909.42 | 1,386,535.49 | 1,291,539.55 | 1,203,045.70 | 1,113,764.94 | 1,027,780.56 | 937,557.07 |
| - | - | - | - | - | - | - | - | - | - | - |
| - | - | - | - | - | - | - | - | - | - | - |
| - | - | - | - | - | - | - | - | - | - | - |
| 285.35 | 285.35 | 285.35 | 285.35 | 285.35 | 285.35 | 285.35 | 285.35 | 285.35 | 285.35 | 285.35 |
| 4,092,429.80 | 4,123,408.80 | 4,250,877.80 | 4,024,310.34 | 4,561,433.77 | 5,117,291.84 | 4,780,039.90 | 4,903,498.05 | 4,936,325.29 | 4,139,687.91 | 3,945,789.42 |
| - | - | - | - | - | - | - | - | - | - | - |
| 363,690.57 | 372,213.43 | 379,058.30 | 386,128.19 | 386,702.61 | 393,203.45 | 391,507.10 | 395,925.56 | 389,980.66 | 388,204.57 | 385,631.83 |
| 107,211.33 | 103,807.13 | 109,781.09 | 181,592.01 | 162,140.39 | 156,680.15 | 183,823.47 | 196,223.41 | 160,625.95 | 145,942.92 | 137,935.84 |
| 813.04 | 794.48 | 794.48 | 794.48 | 684.78 | 674.94 | 576.41 | 576.41 | 1,357.80 | 384.81 | 194.45 |
| - | - | - | - | - | - | - | - | - | - | - |
| 153,055.00 | 180,460.46 | 188,446.56 | 177,962.86 | 192,938.01 | 211,823.32 | 200,860.29 | 226,933.90 | 207,600.34 | 182,900.44 | 198,302.87 |
| (75.13) | (75.13) | (75.13) | (75.13) | (75.13) | (75.13) | (75.13) | (75.13) | (75.13) | (75.13) | (75.13) |
| 20,553.11 | 20,553.11 | 20,553.11 | 20,553.11 | 20,553.11 | 20,553.11 | 20,553.11 | 20,553.11 | 20,553.11 | 20,553.11 | 20,553.11 |
| - | - | - | - | - | - | - | - | - | - | - |
| - | - | - | - | - | - | - | - | - | - | - |
| - | - | - | - | - | - | - | - | - | - | - |
| - | - | - | - | - | - | - | - | - | - | - |
| 13,567.26 | 10,321.58 | 8,642.56 | 6,926.79 | 16,234.52 | 14,500.37 | 12,789.89 | 11,079.41 | 9,355.70 | 7,765.31 | 17,772.96 |
| - | - | - | - | - | - | - | - | - | - | - |
| - | - | - | - | - | - | - | - | - | - | - |
| - | - | - | - | - | - | - | - | - | - | - |
| - | - | - | - | - | - | - | - | - | - | - |
| -11065.93 | -18190.41 | -18492.41 | -44498.33 | -22707.31 | -29862.07 | -22030.93 | -18745.65 | -24708.28 | -32035.85 | -13304.51 |
| -39835.91 | -31370.49 | -34688.35 | -42827.02 | -56256.08 | -96344.58 | -67397.1 | -62293.16 | -92447.03 | -61513.62 | -51352.71 |
| 607,913.34 | 638,514.16 | 654,020.21 | 686,556.96 | 700,214.90 | 671,153.56 | 720,607.11 | 770,177.86 | 672,243.12 | 652,126.56 | 695,658.71 |
| 111,890.82 | 129,746.96 | 137,146.11 | 143,119.93 | 153,826.99 | 162,717.34 | 171,507.88 | 180,207.94 | 177,407.01 | 115,729.37 | 53,651.83 |
| - | - | - | - | - | - | - | - | - | - | - |
| 334,336.18 | 336,290.79 | 286,794.88 | 283,425.83 | 312,192.92 | 433,234.07 | 403,792.69 | 428,372.78 | 380,209.91 | 422,798.37 | 405,705.38 |
| 773,032.55 | 347,130.78 | - | - | 262,684.84 | 1,068,526.94 | 698,482.60 | 303,928.67 | - | 257,055.04 | 420,640.30 |
| - | - | - | - | - | - | - | - | - | - | - |
| - | - | - | - | - | - | - | - | - | - | - |

| | | | | | | | | | | | |
|----------------------|----------------------|----------------------|----------------------|----------------------|----------------------|----------------------|----------------------|----------------------|----------------------|----------------------|--------------|
| 27,499.56 | 27,499.56 | 27,499.56 | 27,499.56 | 27,499.56 | 27,499.56 | 27,499.56 | 27,499.56 | 27,499.56 | 27,499.56 | 27,499.56 | 27,499.56 |
| 38,334.26 | 38,334.26 | 38,334.26 | 38,334.26 | 38,334.26 | 38,334.26 | 38,334.26 | 32,000.00 | 32,000.00 | 32,000.00 | 32,000.00 | 32,000.00 |
| 263,417.18 | 268,250.13 | 294,857.41 | 312,384.54 | 316,441.23 | 304,272.41 | 293,681.03 | 71,181.59 | 65,430.36 | 289,349.96 | 67,809.77 | |
| - | - | - | - | - | - | - | - | - | - | - | - |
| - | - | - | - | - | - | - | - | - | - | - | - |
| (63,021.87) | (63,021.87) | (63,021.87) | (63,021.87) | (63,021.87) | (63,021.87) | (63,021.87) | (63,021.87) | (63,021.87) | (63,021.87) | (63,021.87) | (63,021.87) |
| 1,485,488.68 | 1,084,230.61 | 721,610.35 | 741,742.25 | 1,047,957.93 | 1,971,562.71 | 1,570,276.15 | 980,168.67 | 619,524.97 | 1,081,410.43 | 944,284.97 | |
| 25,782,203.71 | 21,903,132.10 | 21,343,624.34 | 21,973,656.87 | 22,203,116.83 | 20,611,248.08 | 20,877,994.28 | 21,885,802.25 | 21,849,963.03 | 22,219,435.90 | 22,684,673.41 | |
| (5,518,543.91) | (5,605,040.45) | (5,244,916.10) | (5,178,071.37) | (5,168,936.14) | (5,220,341.58) | (4,824,259.32) | (4,620,702.22) | (4,203,876.45) | (2,010,772.44) | (1,715,632.41) | |
| - | - | - | - | - | - | - | - | 33,800.82 | 20,603.12 | 35,754.62 | |
| (246,201.11) | (183,465.49) | (166,833.20) | (136,944.36) | (130,277.45) | (102,282.75) | (38,510.54) | (861.57) | - | - | - | |
| - | - | - | - | - | - | - | - | - | - | - | |
| - | - | - | - | - | - | - | - | - | - | - | |
| - | - | - | - | - | - | - | - | - | - | - | |
| 157,888.88 | 250,224.74 | 384,700.01 | 574,571.26 | 729,611.68 | 965,947.67 | 1,155,019.31 | 1,310,583.64 | 1,528,285.91 | 1,511,429.42 | 1,814,805.03 | |
| - | - | 4,591.54 | 4,592.50 | 4,593.46 | 4,594.42 | 4,595.38 | 4,596.34 | 4,597.30 | 4,598.26 | 4,599.22 | |
| - | - | - | - | - | - | - | - | - | - | - | |
| 18,962.73 | 26,127.60 | 35,707.17 | 50,948.45 | 60,738.04 | 97,429.07 | 106,093.60 | 119,293.77 | 133,431.39 | 221,937.93 | 219,311.67 | |
| 0.23 | 0.41 | 0.61 | 1.08 | 2.08 | 3.94 | 6.70 | 9.90 | 13.65 | 17.87 | (6,977.97) | |
| (26,127.60) | (35,707.17) | (50,948.45) | (60,738.04) | (97,429.07) | (106,093.60) | (119,293.77) | (133,431.39) | (221,937.93) | (219,311.67) | (234,475.53) | |
| 12,954.74 | 12,954.74 | 12,954.74 | 12,954.74 | 12,954.74 | 12,954.74 | 12,954.74 | 12,954.74 | 12,954.74 | 12,954.74 | 12,954.74 | |
| (12,954.74) | (12,954.74) | (12,954.74) | (12,954.74) | (12,954.74) | (12,954.74) | (12,954.74) | (12,954.74) | (12,954.74) | (12,954.74) | (12,954.74) | |
| (486,125.20) | (283,659.03) | (68,279.20) | 183,644.97 | 390,862.93 | 704,853.35 | 904,300.37 | 1,140,505.84 | 1,430,562.22 | 1,697,713.12 | 1,866,900.56 | |
| 283,659.03 | 68,279.20 | (183,644.97) | (390,862.93) | (704,853.35) | (904,300.37) | (1,140,505.84) | (1,430,562.22) | (1,697,713.12) | (1,866,900.56) | (1,969,584.59) | |
| - | - | - | - | - | - | - | - | - | - | 6,977.97 | |
| (0.23) | (0.41) | (0.61) | (1.08) | (2.08) | (3.94) | (6.70) | (9.90) | (13.65) | (17.87) | - | |
| 872.79 | 872.79 | 1,085.89 | 3,408.25 | 6,233.51 | 11,638.36 | 14,838.36 | 15,845.99 | 20,089.59 | 20,404.99 | 22,238.22 | |
| - | - | - | - | - | - | - | - | - | - | - | |
| - | - | - | - | - | - | - | - | - | - | - | |
| - | - | - | - | - | - | - | - | - | - | - | |
| - | - | - | - | - | - | - | - | - | - | - | |
| (1,092,117.07) | (1,089,900.32) | (1,087,677.67) | (1,085,449.08) | (1,083,214.55) | (1,080,974.06) | (1,078,727.61) | (1,076,475.15) | (1,074,216.70) | (1,071,952.22) | (1,069,681.71) | |
| (1,566,825.33) | (1,563,645.04) | (1,560,456.27) | (1,557,259.00) | (1,554,053.20) | (1,550,838.85) | (1,547,615.93) | (1,544,384.42) | (1,541,144.29) | (1,537,895.52) | (1,534,638.08) | |
| (1,065,783.94) | (1,063,620.65) | (1,061,451.59) | (1,059,276.75) | (1,057,096.11) | (1,054,909.65) | (1,052,717.36) | (1,050,519.23) | (1,048,315.23) | (1,046,105.36) | (1,043,889.59) | |
| - | - | - | - | - | - | - | - | - | - | - | |
| - | - | - | - | - | - | - | - | - | - | - | |
| (26,145.53) | (26,215.26) | (26,285.16) | (26,355.26) | (26,425.54) | (26,496.01) | (26,566.66) | (26,637.51) | (26,708.54) | (26,779.76) | (26,851.16) | |
| (37,510.12) | (37,610.15) | (37,710.44) | (37,811.00) | (37,911.83) | (38,012.93) | (38,114.30) | (38,215.93) | (38,317.84) | (38,420.02) | (38,522.48) | |
| (25,515.09) | (25,583.13) | (25,651.35) | (25,719.75) | (25,788.33) | (25,857.10) | (25,926.05) | (25,995.18) | (26,064.50) | (26,134.00) | (26,203.69) | |
| 872.79 | 872.79 | 1,085.89 | 3,408.25 | 6,233.51 | 11,638.36 | 14,838.36 | 15,845.99 | 20,089.59 | 20,404.99 | 22,238.22 | |
| - | - | - | - | - | - | - | - | - | - | - | |
| 16,153,565.03 | 12,335,062.53 | 12,256,940.44 | 13,235,743.01 | 13,515,404.39 | 12,297,242.41 | 13,185,442.28 | 14,544,689.00 | 15,142,525.25 | 17,872,256.18 | 19,011,041.71 | Variance |
| 35,071,677.92 | 28,790,088.33 | 28,976,057.47 | 29,508,097.49 | 31,220,499.55 | 32,998,516.61 | 34,568,993.50 | 35,933,204.96 | 33,697,213.83 | 37,645,021.62 | 38,986,306.93 | 9,794,503.53 |
| 44,403,997.75 | 38,363,805.95 | 38,427,824.09 | 39,068,130.77 | 41,102,379.38 | 43,093,707.11 | 44,439,913.52 | 45,857,656.20 | 43,543,686.69 | 45,456,839.67 | 46,616,643.22 | |

| | | | | | | | | | | | |
|---------------|---------------|---------------|---------------|---------------|---------------|---------------|---------------|---------------|---------------|---------------|---|
| - | - | - | - | - | - | - | - | - | - | - | - |
| - | - | - | - | - | - | - | - | - | - | - | - |
| - | - | - | - | - | - | - | - | - | - | - | - |
| - | - | - | - | - | - | - | - | - | - | - | - |
| - | - | - | - | - | - | - | - | - | - | - | - |
| - | - | - | - | - | - | - | - | - | - | - | - |
| - | - | - | - | - | - | - | - | - | - | - | - |
| 70,910,136.74 | 70,722,803.47 | 70,535,470.19 | 70,348,136.92 | 70,160,803.55 | 69,973,469.49 | 69,786,136.20 | 69,598,802.93 | 69,411,469.66 | 69,224,136.28 | 69,036,802.22 | |
| - | - | - | - | - | - | - | - | - | - | - | - |
| - | - | - | - | - | - | - | - | - | - | - | - |
| - | - | - | - | - | - | - | - | - | - | - | - |
| - | - | - | - | - | - | - | - | - | - | - | - |
| - | - | - | - | - | - | - | - | - | - | - | - |
| - | - | - | - | - | - | - | - | - | - | - | - |
| - | - | - | - | - | - | - | - | - | - | - | - |
| 0 | 0 | 0 | 0 | 0 | 0 | 0 | 0 | 0 | 0 | 0 | 0 |
| 0 | 0 | 0 | 0 | 0 | 0 | 0 | 0 | 0 | 0 | 0 | 0 |
| 0 | 0 | 0 | 0 | 0 | 0 | 0 | 0 | 0 | 0 | 0 | 0 |
| - | - | - | - | - | - | - | - | - | - | - | - |
| - | - | - | - | - | - | - | - | - | - | - | - |
| 17,762.50 | 17,376.70 | 16,990.89 | 16,605.09 | 16,219.29 | 15,833.48 | 15,447.67 | 15,061.87 | 14,676.06 | 14,290.26 | 13,904.46 | |
| - | - | - | - | - | - | - | - | - | - | - | - |
| - | - | - | - | - | - | - | - | - | - | - | - |
| - | - | - | - | - | - | - | - | - | - | - | - |
| - | - | - | - | - | - | - | - | - | - | - | - |
| - | - | - | - | - | - | - | - | - | - | - | - |
| - | - | - | - | - | - | - | - | - | - | - | - |
| - | - | - | - | - | - | - | - | - | - | - | - |
| - | - | - | - | - | - | - | - | - | - | - | - |
| 0 | 0 | 0 | 0 | 0 | 0 | 0 | 0 | 0 | 0 | 0 | 0 |
| 8,000.06 | 7,862.22 | 7,724.39 | 7,586.55 | 7,448.72 | 7,310.88 | 7,173.05 | 7,035.21 | 6,897.38 | 6,759.54 | 6,621.71 | |
| - | - | - | - | - | - | - | - | - | - | - | - |
| 4,368.55 | 4,291.85 | 4,215.16 | 4,138.46 | 4,061.77 | 3,985.07 | 3,908.38 | 3,831.68 | 3,754.99 | 3,678.29 | 3,601.60 | |
| - | - | - | - | - | - | - | - | - | - | - | - |
| - | - | - | - | - | - | - | - | - | - | - | - |
| - | - | - | - | - | - | - | - | - | - | - | - |
| - | - | - | - | - | - | - | - | - | - | - | - |
| - | - | - | - | - | - | - | - | - | - | - | - |
| - | - | - | - | - | - | - | - | - | - | - | - |
| - | - | - | - | - | - | - | - | - | - | - | - |
| - | - | - | - | - | - | - | - | - | - | - | - |
| - | - | - | - | - | - | - | - | - | - | - | - |

| | | | | | | | | | | |
|------------|------------|------------|------------|------------|------------|------------|------------|------------|------------|------------|
| - | - | - | - | - | - | - | - | - | - | - |
| - | - | - | - | - | - | - | - | - | - | - |
| - | - | - | - | - | - | - | - | - | - | - |
| - | - | - | - | - | - | - | - | - | - | - |
| 10,533.23 | 10,533.23 | 10,533.23 | 10,533.23 | 10,533.23 | 10,533.23 | 10,533.23 | 10,533.23 | 10,533.23 | 10,533.23 | 10,533.23 |
| 172,066.71 | 172,066.71 | 172,066.71 | 170,094.21 | 154,935.21 | 139,784.71 | 124,465.21 | 109,795.21 | 95,095.71 | 80,891.21 | 66,732.21 |
| 815,219.45 | 815,219.45 | 813,408.45 | 813,408.45 | 813,408.45 | 811,536.45 | 811,536.45 | 811,536.45 | 809,643.45 | 820,867.09 | 820,867.09 |
| - | - | - | - | - | - | - | - | - | - | - |
| - | - | - | - | - | - | - | - | - | - | - |
| - | - | - | - | - | - | - | - | - | - | - |
| - | - | - | - | - | - | - | - | - | - | - |
| - | - | - | - | - | - | - | - | - | - | - |
| - | - | - | - | - | - | - | - | - | - | - |
| - | - | - | - | - | - | - | - | - | - | - |
| - | - | - | - | - | - | - | - | - | - | - |
| - | - | - | - | - | - | - | - | - | - | - |
| 6,837.59 | 6,837.59 | 6,837.59 | 6,837.59 | 6,837.59 | 6,837.59 | 6,837.59 | 6,837.59 | 6,837.59 | 6,837.59 | 6,837.59 |
| - | - | - | - | - | - | - | - | - | - | - |
| 4,361.98 | 4,341.01 | 4,320.04 | 4,299.07 | 4,278.10 | 4,257.13 | 4,236.16 | 4,215.19 | 4,194.22 | 4,173.25 | 4,152.28 |
| - | - | - | - | - | - | - | - | - | - | - |
| - | - | - | - | - | - | - | - | - | - | - |
| - | - | - | - | - | - | - | - | - | - | 12,320.58 |
| - | - | - | - | - | - | - | - | - | - | 2,432.49 |
| - | - | - | - | - | - | - | - | - | - | - |
| - | - | - | - | - | - | - | - | - | - | - |
| - | - | - | - | - | - | - | - | - | - | - |
| - | - | - | - | - | - | - | - | - | - | 4,861.60 |
| 1,558.78 | 1,301.46 | 1,044.14 | 786.81 | 529.48 | 272.16 | 17.54 | 5.84 | 2.98 | 0.11 | - |
| 3,118.68 | 3,063.97 | 3,009.26 | 2,954.55 | 2,899.84 | 2,845.13 | 2,790.42 | 2,735.71 | 2,681.00 | 2,626.29 | 2,571.58 |
| 10,423.93 | 10,295.24 | 10,166.55 | 10,037.86 | 9,909.17 | 9,780.48 | 9,651.79 | 9,523.10 | 9,394.41 | 9,265.72 | 9,137.03 |
| 9,613.59 | 9,527.79 | 9,441.98 | 9,356.18 | 9,270.37 | 9,184.57 | 9,098.76 | 9,012.96 | 8,927.15 | 8,841.35 | 8,755.54 |
| - | - | - | - | - | - | - | - | - | - | - |
| - | - | - | - | - | - | - | - | - | - | - |
| - | - | - | - | - | - | - | - | - | - | 7,982.07 |
| - | - | - | - | - | - | - | - | - | - | 116,737.69 |
| - | - | - | - | - | - | - | - | - | - | - |
| - | - | - | - | - | - | - | - | - | - | - |
| - | - | - | - | - | - | - | - | - | - | - |
| 568.47 | 382.92 | 197.36 | 11.80 | - | - | - | - | - | - | - |
| - | - | - | - | - | - | - | - | - | - | - |
| 1,292.39 | 1,269.73 | 1,247.07 | 1,224.41 | 1,201.75 | 1,179.09 | 1,156.43 | 1,133.77 | 1,111.11 | 1,088.45 | 1,065.79 |
| - | - | - | - | - | - | - | - | - | - | - |
| 17,381.84 | 17,181.90 | 16,981.95 | 16,782.00 | 16,582.06 | 16,382.12 | 16,182.17 | 15,982.23 | 15,782.28 | 15,582.33 | 15,382.39 |

| | | | | | | | | | | |
|------------|------------|------------|------------|------------|------------|------------|------------|------------|------------|------------|
| 16,534.98 | 16,465.22 | 16,395.46 | 16,325.70 | 16,255.94 | 16,186.18 | 16,116.42 | 16,046.66 | 15,976.90 | 15,907.14 | 15,837.38 |
| - | - | - | - | - | - | - | - | - | - | - |
| - | - | - | - | - | - | - | - | - | - | - |
| - | - | - | - | - | - | - | - | - | - | - |
| 18,574.60 | 19,617.10 | 22,490.60 | 25,000.60 | 25,728.10 | 26,418.10 | 26,598.10 | 30,851.10 | 31,898.60 | 31,898.60 | 34,198.60 |
| - | - | - | - | - | - | - | - | - | - | - |
| - | - | - | - | - | - | - | - | - | - | - |
| 68,242.90 | 69,722.90 | 74,367.90 | 78,203.84 | 69,853.84 | 78,578.09 | 85,040.59 | 91,100.09 | 98,795.84 | 104,439.69 | 105,944.69 |
| - | - | - | - | - | - | - | - | - | - | - |
| - | - | - | - | - | - | - | - | - | - | - |
| 3,295.56 | 2,968.09 | 2,640.62 | 2,313.16 | 1,985.70 | 1,658.23 | 1,330.77 | 1,003.30 | 675.83 | 348.37 | 20.91 |
| - | - | - | - | - | - | - | - | - | - | - |
| - | - | - | - | - | - | - | - | - | - | - |
| - | - | - | - | - | - | - | - | - | - | - |
| 5,582.32 | 5,402.45 | 5,222.55 | 5,042.67 | 4,862.78 | 4,682.89 | 4,503.01 | 4,323.14 | 4,143.24 | 3,963.36 | 3,783.47 |
| 7,027.16 | 6,800.41 | 6,573.63 | 6,346.88 | 6,120.10 | 5,893.35 | 5,666.56 | 5,439.81 | 5,213.02 | 4,986.28 | 4,759.49 |
| 15,577.78 | 15,355.24 | 15,132.71 | 14,910.18 | 14,687.64 | 14,465.10 | 14,242.56 | 14,020.01 | 13,797.48 | 13,574.95 | 13,352.40 |
| 8,433.38 | 8,250.05 | 8,066.72 | 7,883.39 | 7,700.06 | 7,516.73 | 7,333.40 | 7,150.06 | 6,966.73 | 6,783.40 | 6,600.06 |
| 4,213.94 | 3,794.22 | 3,374.51 | 2,954.79 | 2,535.08 | 2,115.36 | 1,695.65 | 1,275.93 | 856.22 | 436.50 | 16.79 |
| 7,876.01 | 7,795.28 | 7,714.55 | 7,633.82 | 7,553.09 | 7,472.36 | 7,391.63 | 7,310.90 | 7,230.17 | 7,149.44 | 7,068.71 |
| 32,144.59 | 31,821.36 | 31,498.13 | 31,174.90 | 30,851.67 | 30,528.44 | 30,205.21 | 29,881.98 | 29,558.75 | 29,235.52 | 28,912.29 |
| 0 | 0 | 0 | 0 | 0 | 0 | 0 | 0 | 0 | 0 | 0 |
| 0 | 0 | 0 | 0 | 0 | 0 | 0 | 0 | 0 | 0 | 0 |
| - | - | - | - | - | - | - | - | - | - | - |
| 1,146.20 | 1,135.28 | 1,124.36 | 1,113.44 | 1,102.52 | 1,091.60 | 1,080.68 | 1,069.76 | 1,058.84 | 1,047.92 | 1,037.00 |
| 4,444.75 | 4,251.50 | 4,058.25 | 3,865.00 | 3,671.75 | 3,478.50 | 3,285.25 | 3,092.00 | 2,898.75 | 2,705.50 | 2,512.25 |
| 13,907.48 | 13,765.57 | 13,623.66 | 13,481.75 | 13,339.84 | 13,197.93 | 13,056.02 | 12,914.11 | 12,772.20 | 12,630.29 | 12,488.38 |
| - | - | - | - | - | - | - | - | - | - | - |
| - | - | - | - | - | - | - | - | - | - | - |
| - | - | - | - | - | - | - | - | - | - | - |
| 7,526.73 | 7,185.24 | 6,843.73 | 6,502.24 | 6,160.73 | 5,819.24 | 5,477.73 | 5,136.24 | 4,794.72 | 4,453.23 | 4,111.72 |
| 4,500.30 | 4,359.71 | 4,219.05 | 4,078.43 | 3,937.78 | 3,797.10 | 3,656.51 | 3,515.92 | 3,375.24 | 3,234.62 | 3,093.97 |
| - | - | - | - | - | - | - | - | - | - | - |
| 496,929.46 | 493,098.33 | 489,267.23 | 485,436.14 | 481,605.01 | 477,773.89 | 473,942.80 | 470,111.66 | 466,280.56 | 462,449.46 | 458,618.33 |
| 15,515.93 | 14,844.17 | 14,172.35 | 13,500.59 | 12,828.77 | 12,157.01 | 11,485.19 | 10,813.43 | 10,141.61 | 9,469.85 | 8,798.03 |
| 22,877.37 | 22,601.61 | 22,325.85 | 22,050.09 | 21,774.33 | 21,498.57 | 21,222.81 | 20,947.05 | 20,671.29 | 20,395.53 | 20,119.77 |
| 10,881.12 | 10,570.24 | 10,259.34 | 9,948.48 | 9,637.62 | 9,326.71 | 9,015.82 | 8,704.94 | 8,394.03 | 8,083.17 | 7,772.31 |
| 8,174.55 | 8,028.58 | 7,882.61 | 7,736.64 | 7,590.67 | 7,444.70 | 7,298.73 | 7,152.76 | 7,006.79 | 6,860.82 | 6,714.85 |
| - | - | - | - | - | - | - | - | - | - | - |
| 51,811.32 | 50,331.01 | 48,850.61 | 47,370.38 | 45,890.15 | 44,409.75 | 42,929.44 | 41,449.12 | 39,968.72 | 38,488.49 | 37,008.26 |
| 115,319.63 | 114,342.34 | 113,365.06 | 112,387.78 | 111,410.49 | 110,433.21 | 109,455.92 | 108,478.63 | 107,501.35 | 106,524.07 | 105,546.78 |
| 3,668.50 | 3,668.50 | 3,668.50 | 3,668.50 | 3,668.50 | 3,668.50 | 3,668.50 | 3,668.50 | 3,668.50 | 3,668.50 | 3,668.50 |

| | | | | | | | | | | |
|-----------------------|-----------------------|-----------------------|-----------------------|-----------------------|-----------------------|----------------------|----------------------|----------------------|----------------------|----------------------|
| - | - | - | - | - | - | - | - | - | - | - |
| 2,156.84 | 2,130.54 | 2,104.24 | 2,077.94 | 2,051.64 | 2,025.34 | 1,999.04 | 1,972.74 | 1,946.44 | 1,920.14 | 1,893.84 |
| - | - | - | - | - | - | - | - | - | - | - |
| - | - | - | - | - | - | - | - | - | - | - |
| - | - | - | - | - | - | - | - | - | - | - |
| - | - | - | - | - | - | - | - | - | - | - |
| 41,512.07 | 41,011.68 | 40,511.29 | 40,010.90 | 39,510.51 | 39,010.12 | 38,509.73 | 38,009.34 | 37,508.95 | 37,008.56 | 36,508.17 |
| 918.56 | 907.50 | 896.43 | 885.37 | 874.30 | 863.24 | 852.17 | 841.11 | 830.04 | 818.98 | 807.91 |
| - | - | - | - | - | - | - | - | - | - | - |
| 3,308.80 | 3,308.80 | 3,308.80 | 3,308.80 | 3,308.80 | 3,308.80 | 3,308.80 | 3,308.80 | 3,308.80 | 3,308.80 | 3,308.80 |
| - | - | - | - | - | - | - | - | - | - | - |
| 1,997.24 | 1,968.68 | 1,940.16 | 1,911.65 | 1,883.09 | 1,854.55 | 1,826.02 | 1,797.46 | 1,768.95 | 1,740.44 | 1,711.88 |
| - | - | - | - | - | - | - | - | - | - | - |
| 181,781.09 | 181,781.09 | 212,825.39 | 212,825.39 | 212,825.39 | 212,825.39 | 212,825.39 | 212,825.39 | 212,825.39 | 212,825.39 | 212,825.39 |
| - | - | - | - | - | - | - | - | - | - | - |
| 36,680.22 | 36,050.08 | 35,419.93 | 34,789.79 | 34,159.64 | 33,529.50 | 32,899.35 | 32,269.21 | 31,639.06 | 31,008.92 | 30,378.77 |
| - | - | - | - | - | - | - | - | - | - | - |
| - | - | - | - | - | - | - | - | - | - | - |
| - | - | - | - | - | - | - | - | - | - | - |
| 306,178.33 | 302,265.47 | 298,352.62 | 294,439.78 | 290,526.96 | 286,614.10 | 282,701.25 | 278,788.40 | 274,875.53 | 270,962.70 | 267,049.87 |
| 164,960.67 | 164,267.56 | 163,574.45 | 162,881.34 | 162,188.23 | 161,495.12 | 160,802.01 | 160,108.90 | 159,415.79 | 158,722.68 | 158,029.57 |
| - | - | - | - | - | - | - | - | - | - | - |
| - | - | - | - | - | - | - | - | - | - | - |
| - | - | - | - | - | - | - | - | - | - | - |
| - | - | - | - | - | - | - | - | - | - | - |
| - | - | - | - | - | - | - | - | - | - | - |
| 12,467,779.67 | 12,410,910.34 | 12,354,041.01 | 12,297,171.68 | 12,240,302.35 | 12,183,433.02 | 12,126,563.69 | 12,069,694.36 | 12,012,825.03 | 11,955,955.70 | 11,899,086.37 |
| 1,665,874.75 | 1,659,285.50 | 1,652,696.25 | 1,646,107.00 | 1,639,517.75 | 1,632,928.50 | 1,626,339.25 | 1,619,750.00 | 1,613,160.75 | 1,606,571.50 | 1,599,982.25 |
| - | - | - | - | - | - | - | - | - | - | - |
| (3,668.50) | (3,668.50) | (3,668.50) | (3,668.50) | (3,668.50) | (3,668.50) | (3,668.50) | (3,668.50) | (3,668.50) | (3,668.50) | (3,668.50) |
| 87,806,930.79 | 87,540,748.38 | 87,308,795.01 | 87,044,463.71 | 86,753,150.90 | 86,477,022.30 | 86,199,828.55 | 85,927,197.28 | 85,651,082.83 | 85,385,481.00 | 85,251,198.41 |
| - | - | - | - | - | - | - | - | - | - | - |
| - | - | - | - | - | - | - | - | - | - | - |
| - | - | - | - | - | - | - | - | - | - | - |
| - | - | - | - | - | - | - | - | - | - | - |
| - | - | - | - | - | - | - | - | - | - | - |
| 14,803,060.56 | 14,548,263.73 | 14,290,048.40 | 14,283,067.28 | 14,026,988.00 | 13,768,449.82 | 13,509,688.64 | 13,254,743.63 | 13,000,297.17 | 12,745,195.73 | 12,494,360.66 |
| - | - | - | - | - | - | - | - | - | - | - |
| 102,609,991.35 | 102,089,012.11 | 101,598,843.41 | 101,327,530.99 | 100,780,138.90 | 100,245,472.12 | 99,709,517.19 | 99,181,940.91 | 98,651,380.00 | 98,130,676.73 | 97,745,559.07 |

| | | | | | | | | | | | Variance |
|-------------------------|-------------------------|-------------------------|-------------------------|-------------------------|-------------------------|-------------------------|-------------------------|-------------------------|-------------------------|-------------------------|----------------|
| 377,473,300.98 | 370,372,420.30 | 370,243,262.83 | 370,431,046.40 | 372,617,258.74 | 374,745,980.95 | 375,865,642.71 | 376,554,969.11 | 374,177,784.63 | 378,099,455.98 | 379,083,965.65 | (9,794,503.53) |
| 386,805,620.81 | 379,946,137.92 | 379,695,029.45 | 379,991,079.68 | 382,499,138.57 | 384,841,171.45 | 385,736,562.73 | 386,479,420.35 | 384,024,257.49 | 385,911,274.03 | 386,714,301.94 | |
| (30,200.00) | (30,200.00) | (30,200.00) | (30,200.00) | (30,200.00) | (30,200.00) | (30,200.00) | (30,200.00) | (30,200.00) | (30,200.00) | (30,200.00) | |
| (113,501,755.46) | (109,910,301.89) | (109,910,301.89) | (109,910,301.89) | (109,910,301.89) | (109,910,301.89) | (109,910,301.89) | (109,910,301.89) | (109,910,301.89) | (109,910,301.89) | (109,910,301.89) | |
| 243,835.80 | 213,589.80 | 223,645.80 | 229,896.00 | 215,698.80 | 229,258.80 | 225,561.00 | 200,305.80 | 191,497.20 | 191,328.60 | 173,775.60 | |
| - | - | - | - | - | - | - | - | - | - | - | |
| (113,288,119.66) | (109,726,912.09) | (109,716,856.09) | (109,710,605.89) | (109,724,803.09) | (109,711,243.09) | (109,714,940.89) | (109,740,196.09) | (109,749,004.69) | (109,749,173.29) | (109,766,726.29) | |
| 220,058.90 | 2,629,780.06 | 2,629,780.06 | 2,629,780.06 | 2,629,780.06 | 2,629,780.06 | 2,629,780.06 | 2,629,780.06 | 2,629,780.06 | 2,629,780.06 | 2,629,780.06 | |
| 774,652.37 | 1,298,661.93 | 1,605,001.06 | 2,154,060.61 | 2,160,693.63 | 1,272,351.33 | 827,160.54 | 678,867.59 | 398,276.70 | 872,242.62 | 1,226,132.59 | |
| (112,293,408.39) | (105,798,470.10) | (105,482,074.97) | (104,926,765.22) | (104,934,329.40) | (105,809,111.70) | (106,258,000.29) | (106,431,548.44) | (106,720,947.93) | (106,247,150.61) | (105,910,813.64) | |
| - | - | - | - | - | - | - | - | - | - | - | |
| (2,543,662.00) | (2,543,662.00) | (2,543,662.00) | (2,543,662.00) | (2,543,662.00) | (2,543,662.00) | (2,543,662.00) | (2,543,662.00) | (2,543,662.00) | (2,543,662.00) | (2,543,662.00) | |
| (3,707.54) | (1,853.37) | - | - | - | - | - | - | - | - | - | |
| (48,125.00) | (46,681.25) | (45,237.50) | (43,793.75) | (42,350.00) | (40,906.25) | (39,462.50) | (38,018.75) | (36,575.00) | (35,131.25) | (33,687.50) | |
| (118,486.69) | (118,256.69) | (118,026.69) | (117,805.69) | (117,563.69) | (117,330.69) | (117,096.69) | (116,862.69) | (116,627.69) | (116,391.69) | (116,154.69) | |
| - | - | - | - | - | - | - | - | - | - | - | |
| (173,938.25) | (171,180.65) | (168,415.03) | (165,641.37) | (162,859.66) | (160,069.86) | (157,271.95) | (154,465.91) | (151,651.71) | (148,829.33) | (145,998.75) | |
| (288,375.00) | (285,799.00) | (283,216.00) | (280,627.00) | (278,032.00) | (275,430.00) | (272,822.00) | (270,208.00) | (267,587.00) | (264,960.00) | (262,326.00) | |
| (1,438,622.17) | (1,424,498.40) | (1,410,801.08) | (1,397,063.95) | (1,383,286.89) | (1,369,469.79) | (1,355,612.52) | (1,341,714.97) | (1,327,777.03) | (1,313,798.57) | (1,299,779.48) | |
| (1,005,509.34) | (998,048.50) | (990,569.84) | (983,073.34) | (975,558.95) | (968,026.62) | (960,476.32) | (952,907.99) | (945,321.60) | (937,717.11) | (930,094.47) | |
| (156,373.08) | (155,315.08) | (154,336.08) | (153,350.08) | (152,356.08) | (151,355.08) | (150,347.08) | (149,331.08) | (148,308.08) | (147,277.08) | (146,239.08) | |
| (86,250.38) | (85,217.38) | (84,184.38) | (83,152.38) | (82,120.38) | (81,088.38) | (80,057.38) | (79,026.38) | (77,995.38) | (76,965.38) | (75,936.38) | |
| (484,182.52) | (481,424.52) | (478,882.52) | (476,319.52) | (473,736.52) | (471,133.52) | (468,510.52) | (465,867.52) | (463,204.52) | (460,520.52) | (457,816.52) | |
| (131,694.74) | (131,027.38) | (130,355.83) | (129,680.10) | (129,000.12) | (128,315.94) | (127,627.53) | (126,934.88) | (126,237.98) | (125,536.84) | (124,831.43) | |
| (108,174.00) | (107,509.00) | (106,894.00) | (106,275.00) | (105,651.00) | (105,022.00) | (104,389.00) | (103,751.00) | (103,108.00) | (102,460.00) | (101,808.00) | |
| (208,352.00) | (207,511.00) | (206,664.00) | (205,812.00) | (204,954.00) | (204,091.00) | (203,222.00) | (202,347.00) | (201,467.00) | (200,581.00) | (199,690.00) | |
| (36,874.00) | (36,669.00) | (36,480.00) | (36,290.00) | (36,098.00) | (35,905.00) | (35,710.00) | (35,514.00) | (35,316.00) | (35,117.00) | (34,916.00) | |
| (260,767.73) | (259,196.06) | (257,620.83) | (256,042.03) | (254,459.66) | (252,873.70) | (251,284.14) | (249,690.98) | (248,094.20) | (246,493.81) | (244,889.79) | |
| (496,705.19) | (493,175.19) | (489,737.19) | (486,290.19) | (482,835.19) | (479,371.19) | (475,899.19) | (472,418.19) | (468,928.19) | (465,430.19) | (461,923.19) | |
| (2,265,171.81) | (2,208,555.16) | (2,208,555.16) | (2,206,495.45) | (2,149,857.63) | (2,149,857.63) | (2,147,779.50) | (2,090,635.09) | (2,090,635.09) | (2,088,561.16) | (2,030,679.58) | |
| - | - | - | - | - | - | - | - | - | - | - | |
| (1,127,617.85) | (1,120,645.36) | (1,113,991.30) | (1,107,204.48) | (1,100,508.52) | (1,093,681.02) | (1,086,942.90) | (1,080,183.78) | (1,073,294.97) | (1,066,493.31) | (1,059,563.20) | |
| - | - | - | - | - | - | - | - | - | - | - | |
| (618,757.53) | (615,044.25) | (611,536.52) | (607,943.76) | (604,410.05) | (600,792.05) | (597,232.16) | (593,659.25) | (590,003.18) | (586,403.81) | (582,722.04) | |

| | | | | | | | | | | |
|----------------|----------------|----------------|----------------|----------------|----------------|----------------|----------------|----------------|----------------|----------------|
| - | - | - | - | - | - | - | - | - | - | - |
| (289,963.16) | (288,457.67) | (286,948.76) | (285,436.44) | (283,920.69) | (282,401.50) | (280,878.87) | (279,352.79) | (277,823.25) | (276,290.24) | (274,753.75) |
| - | - | - | - | - | - | - | - | - | - | - |
| (297,573.99) | (296,157.36) | (294,737.52) | (293,314.46) | (291,888.18) | (290,458.66) | (289,025.91) | (287,589.91) | (286,150.65) | (284,708.13) | (283,262.33) |
| - | - | - | - | - | - | - | - | - | - | - |
| (319,941.90) | (318,374.09) | (316,802.85) | (315,228.19) | (313,650.10) | (312,068.57) | (310,483.59) | (308,895.15) | (307,303.26) | (305,707.89) | (304,109.04) |
| - | - | - | - | - | - | - | - | - | - | - |
| (787,740.48) | (783,986.95) | (780,225.24) | (776,455.34) | (772,677.21) | (768,890.85) | (765,096.23) | (761,293.34) | (757,482.16) | (753,662.67) | (749,834.85) |
| - | - | - | - | - | - | - | - | - | - | - |
| (437,396.46) | (435,273.56) | (433,146.30) | (431,014.67) | (428,878.67) | (426,738.28) | (424,593.50) | (422,444.31) | (420,290.71) | (418,132.69) | (415,970.24) |
| - | - | - | - | - | - | - | - | - | - | - |
| (521,040.96) | (519,382.77) | (517,930.35) | (516,401.30) | (514,936.30) | (513,395.03) | (511,917.34) | (510,433.42) | (508,873.76) | (507,376.99) | (505,804.85) |
| - | - | - | - | - | - | - | - | - | - | - |
| (311,779.70) | (310,307.70) | (308,832.70) | (307,354.70) | (305,872.70) | (304,387.70) | (302,899.70) | (301,408.70) | (299,914.70) | (298,417.70) | (296,917.70) |
| - | - | - | - | - | - | - | - | - | - | - |
| (1,088,088.94) | (1,084,864.17) | (1,082,008.57) | (1,079,016.41) | (1,076,139.66) | (1,073,126.96) | (1,070,228.91) | (1,067,320.38) | (1,064,276.81) | (1,061,346.75) | (1,058,282.27) |
| (1,688,527.90) | (1,680,192.33) | (1,672,037.52) | (1,663,865.97) | (1,655,677.64) | (1,647,472.50) | (1,639,250.51) | (1,631,011.63) | (1,622,755.84) | (1,614,483.10) | (1,606,193.38) |
| (1,215,079.15) | (1,209,518.01) | (1,203,947.79) | (1,198,368.47) | (1,192,780.04) | (1,187,182.48) | (1,181,575.77) | (1,175,959.91) | (1,170,334.87) | (1,164,700.65) | (1,159,057.22) |
| - | - | - | - | - | - | - | - | - | - | - |
| (836,125.91) | (833,768.70) | (831,738.22) | (829,587.71) | (827,539.84) | (825,372.43) | (823,307.03) | (821,233.04) | (819,040.24) | (816,948.50) | (814,738.46) |
| (4,620,000.00) | (4,615,000.00) | (4,615,000.00) | (4,615,000.00) | (4,615,000.00) | (4,615,000.00) | (4,615,000.00) | (4,615,000.00) | (4,615,000.00) | (4,615,000.00) | (4,615,000.00) |
| (476,173.75) | (475,168.70) | (474,161.35) | (473,151.70) | (472,139.75) | (471,125.49) | (470,108.93) | (469,090.05) | (468,068.85) | (467,045.33) | (466,019.49) |
| (254,517.44) | (253,273.62) | (252,058.36) | (250,840.46) | (249,619.90) | (248,396.68) | (247,170.79) | (245,942.23) | (244,710.99) | (243,477.07) | (242,240.46) |
| (2,148,827.86) | (2,140,241.82) | (2,131,641.76) | (2,123,027.65) | (2,114,399.47) | (2,105,757.20) | (2,097,100.81) | (2,088,430.28) | (2,079,745.59) | (2,071,046.72) | (2,062,333.64) |
| (2,607,131.69) | (2,595,407.69) | (2,583,887.69) | (2,572,348.69) | (2,560,791.69) | (2,549,215.69) | (2,537,620.69) | (2,526,006.69) | (2,514,373.69) | (2,502,721.69) | (2,491,050.69) |
| (322,673.01) | (321,879.85) | (321,226.37) | (320,522.33) | (319,862.62) | (319,152.52) | (318,486.52) | (317,817.46) | (317,098.28) | (316,422.85) | (315,697.47) |
| - | - | - | - | - | - | - | - | - | - | - |
| (216,715.83) | (215,849.90) | (214,982.55) | (214,113.79) | (213,243.61) | (212,372.01) | (211,498.98) | (210,624.53) | (209,748.65) | (208,871.34) | (207,992.60) |
| - | - | - | - | - | - | - | - | - | - | - |
| (1,283,426.34) | (1,283,426.34) | (1,283,426.34) | (1,061,830.42) | (1,059,575.89) | (1,057,317.57) | (1,055,055.44) | (1,052,789.51) | (1,050,519.77) | (1,048,246.21) | (1,045,968.84) |
| (1,045,028.33) | (1,043,069.85) | (1,041,192.51) | (1,039,307.67) | (1,037,415.32) | (1,035,515.46) | (1,033,608.05) | (1,031,693.09) | (1,029,770.57) | (1,027,840.48) | (1,025,902.80) |
| (595,728.24) | (595,728.24) | (663,241.94) | (546,249.36) | (544,734.40) | (543,218.50) | (541,701.65) | (540,183.86) | (538,665.13) | (537,145.46) | (535,624.85) |
| (4,460,000.00) | (4,460,000.00) | (4,460,000.00) | (4,460,000.00) | (4,460,000.00) | (4,460,000.00) | (4,460,000.00) | (4,460,000.00) | (4,460,000.00) | (4,460,000.00) | (4,460,000.00) |
| (2,093,754.65) | (2,250,605.26) | (2,293,331.72) | (1,888,799.50) | (1,883,561.13) | (1,878,319.49) | (1,873,074.59) | (1,867,826.44) | (1,862,575.05) | (1,857,320.41) | (1,852,062.53) |
| (805,000.00) | (805,000.00) | (705,000.00) | (705,000.00) | (705,000.00) | (705,000.00) | (705,000.00) | (705,000.00) | (705,000.00) | (705,000.00) | (705,000.00) |
| (1,086,678.29) | (1,084,007.79) | (1,081,723.86) | (1,079,299.70) | (1,076,998.01) | (1,074,556.60) | (1,072,237.02) | (1,069,908.69) | (1,067,441.41) | (1,065,094.99) | (1,062,610.14) |
| (7,945,000.00) | (7,945,000.00) | (7,805,000.00) | (7,805,000.00) | (7,805,000.00) | (7,805,000.00) | (7,805,000.00) | (7,805,000.00) | (7,805,000.00) | (7,805,000.00) | (7,805,000.00) |
| (778,050.50) | (776,219.08) | (774,639.43) | (772,968.73) | (771,377.95) | (769,696.43) | (768,094.43) | (766,486.94) | (764,789.20) | (763,170.39) | (761,461.65) |
| - | - | - | - | - | - | - | - | - | - | - |
| - | - | - | - | - | - | - | (1,111,556.35) | (1,109,283.18) | (1,107,130.90) | (1,104,842.31) |
| (3,140,058.89) | (3,134,179.53) | (3,128,286.92) | (3,122,381.03) | (3,116,461.84) | (3,110,529.31) | (3,104,583.41) | (3,098,624.11) | (3,092,651.38) | (3,086,665.19) | (3,080,665.52) |
| - | - | - | - | - | - | - | - | - | (2,493,668.43) | (2,488,616.02) |
| (5,355,857.17) | (5,355,551.17) | (5,346,305.45) | (5,337,033.69) | (5,327,735.81) | (5,318,411.75) | (5,309,061.42) | (5,299,684.76) | (5,290,281.69) | (5,280,852.13) | (5,271,396.01) |
| (7,000,000.00) | (7,000,000.00) | (7,000,000.00) | (7,000,000.00) | (7,000,000.00) | (7,000,000.00) | (7,000,000.00) | (7,000,000.00) | (7,000,000.00) | (7,000,000.00) | (7,000,000.00) |
| (255,000.00) | (255,000.00) | (125,000.00) | (125,000.00) | (125,000.00) | (125,000.00) | (125,000.00) | (125,000.00) | (125,000.00) | (125,000.00) | (125,000.00) |

| | | | | | | | | | | | |
|-------------------------|-------------------------|-------------------------|-------------------------|-------------------------|-------------------------|-------------------------|-------------------------|-------------------------|-------------------------|-------------------------|---------------------|
| (72,420,000.00) | (72,420,000.00) | (72,405,000.00) | (72,405,000.00) | (72,405,000.00) | (72,405,000.00) | (72,420,000.00) | (72,420,000.00) | (71,195,000.00) | (71,195,000.00) | (71,195,000.00) | |
| 0 | 0 | 0 | -4985000 | -4985000 | -4985000 | -4985000 | -4985000 | -4985000 | -4985000 | -4985000 | -4985000 |
| 0 | 0 | 0 | -85000 | -85000 | -85000 | -85000 | -85000 | -85000 | -85000 | -85000 | -85000 |
| (15,018.10) | (14,534.84) | (14,051.58) | (13,568.32) | (13,085.06) | (12,601.80) | (12,118.54) | (11,635.28) | (11,152.02) | (10,668.76) | (10,185.50) | |
| (37,188.07) | (37,068.88) | (36,949.69) | (36,830.50) | (36,711.31) | (36,592.12) | (36,472.93) | (36,353.74) | (36,234.55) | (36,115.36) | (35,996.17) | |
| (103,556.49) | (102,615.06) | (101,673.64) | (100,732.22) | (99,790.80) | (98,849.37) | (97,907.95) | (96,966.53) | (96,025.10) | (95,083.68) | (94,142.26) | |
| (30,705.36) | (30,392.04) | (30,078.72) | (29,765.40) | (29,452.08) | (29,138.76) | (28,825.44) | (28,512.12) | (28,198.80) | (27,885.48) | (27,572.16) | |
| (337,237.95) | (334,518.28) | (331,798.61) | (329,078.94) | (326,359.27) | (323,639.60) | (320,919.93) | (318,200.26) | (315,480.59) | (312,760.92) | (310,041.25) | |
| (67,280.55) | (66,778.46) | (66,276.37) | (65,774.28) | (65,272.19) | (64,770.10) | (64,268.01) | (63,765.92) | (63,263.83) | (62,761.74) | (62,259.65) | |
| (74,057.98) | (73,430.36) | (72,802.74) | (72,175.12) | (71,547.50) | (70,919.88) | (70,292.26) | (69,664.64) | (69,037.02) | (68,409.40) | (67,781.78) | |
| (91,381.09) | (90,795.32) | (90,209.55) | (89,623.78) | (89,038.01) | (88,452.24) | (87,866.47) | (87,280.70) | (86,694.93) | (86,109.16) | (85,523.39) | |
| (25,832.74) | (25,627.72) | (25,422.70) | (25,217.68) | (25,012.66) | (24,807.64) | (24,602.62) | (24,397.60) | (24,192.58) | (23,987.56) | (23,782.54) | |
| - | - | - | - | - | - | - | - | - | - | - | |
| (245,682.64) | (244,902.70) | (244,122.76) | (243,342.82) | (242,562.88) | (241,782.94) | (241,003.00) | (240,223.06) | (239,443.12) | (238,663.18) | (237,883.24) | |
| (57,269.37) | (57,094.77) | (56,920.17) | (56,745.57) | (56,570.97) | (56,396.37) | (56,221.77) | (56,047.17) | (55,872.57) | (55,697.97) | (55,523.37) | |
| - | - | - | (201,905.18) | (201,331.59) | (200,758.00) | (200,184.41) | (199,610.82) | (199,037.23) | (198,463.64) | (197,890.05) | |
| - | - | - | (104,339.42) | (104,043.00) | (103,746.58) | (103,450.16) | (103,153.74) | (102,857.32) | (102,560.90) | (102,264.48) | |
| - | - | - | (360,780.68) | (359,755.73) | (358,730.78) | (357,705.83) | (356,680.88) | (355,655.93) | (354,630.98) | (353,606.03) | |
| - | - | - | - | - | - | - | - | - | - | - | Variance |
| (139,389,437.70) | (139,353,919.82) | (138,942,934.55) | (143,799,320.38) | (143,596,711.81) | (143,449,647.56) | (143,315,904.79) | (144,223,299.49) | (142,847,909.89) | (145,189,623.68) | (144,975,579.08) | 1,094,327.92 |

| | | | | | | | | | | | |
|----------------|----------------|----------------|----------------|----------------|----------------|----------------|----------------|----------------|----------------|----------------|--|
| (6,416,568.22) | (6,776,025.63) | (6,776,025.63) | (1,976,167.74) | (2,467,903.61) | (3,247,639.79) | (4,609,773.61) | (4,071,078.91) | (4,572,603.35) | (5,513,231.35) | (6,187,914.60) | |
| - | - | - | - | - | - | - | - | - | - | - | |
| - | - | - | - | - | - | - | - | - | - | - | |
| (22,250.04) | (22,250.04) | (22,249.24) | (20,395.07) | (18,540.90) | (16,686.73) | (14,832.56) | (12,978.39) | (11,124.22) | (9,270.05) | (7,415.88) | |
| (17,325.00) | (17,325.00) | (17,325.00) | (17,325.00) | (17,325.00) | (17,325.00) | (17,325.00) | (17,325.00) | (17,325.00) | (17,325.00) | (17,325.00) | |
| (2,691.00) | (2,701.00) | (2,710.00) | (2,710.00) | (2,730.00) | (2,740.00) | (2,750.00) | (2,759.00) | (2,769.00) | (2,779.00) | (2,789.00) | |
| (32,474.39) | (32,568.78) | (32,663.45) | (32,758.40) | (32,853.62) | (32,949.11) | (33,044.88) | (33,140.92) | (33,237.25) | (33,333.86) | (33,430.75) | |
| (30,425.00) | (30,500.00) | (30,576.00) | (30,651.00) | (30,726.00) | (30,802.00) | (30,878.00) | (30,954.00) | (31,030.00) | (31,106.00) | (31,183.00) | |
| (160,370.37) | (161,304.02) | (161,772.88) | (162,243.10) | (162,714.69) | (163,187.64) | (163,661.98) | (164,137.69) | (164,614.78) | (165,093.27) | (165,573.15) | |
| (88,156.54) | (88,366.94) | (88,577.85) | (88,789.26) | (89,001.17) | (89,213.59) | (89,426.51) | (89,639.95) | (89,853.89) | (90,068.34) | (90,283.31) | |
| (11,002.00) | (11,176.00) | (11,263.00) | (11,350.00) | (11,438.00) | (11,526.00) | (11,614.00) | (11,702.00) | (11,790.00) | (11,879.00) | (11,968.00) | |
| (12,406.00) | (12,405.00) | (12,404.00) | (12,402.00) | (12,400.00) | (12,398.00) | (12,395.00) | (12,392.00) | (12,389.00) | (12,385.00) | (12,380.00) | |
| (28,486.00) | (28,959.00) | (29,196.00) | (29,435.00) | (29,674.00) | (29,913.00) | (30,153.00) | (30,393.00) | (30,633.00) | (30,874.00) | (31,115.00) | |
| (7,684.38) | (7,734.03) | (7,783.79) | (7,833.67) | (7,883.61) | (7,933.67) | (7,983.82) | (8,034.08) | (8,084.46) | (8,134.92) | (8,185.49) | |
| (6,904.00) | (7,014.00) | (7,070.00) | (7,125.00) | (7,181.00) | (7,237.00) | (7,292.00) | (7,348.00) | (7,404.00) | (7,461.00) | (7,517.00) | |
| (9,667.00) | (9,732.00) | (9,798.00) | (9,864.00) | (9,930.00) | (9,996.00) | (10,062.00) | (10,129.00) | (10,195.00) | (10,262.00) | (10,328.00) | |
| (2,112.00) | (2,148.00) | (2,166.00) | (2,184.00) | (2,202.00) | (2,220.00) | (2,238.00) | (2,256.00) | (2,274.00) | (2,292.00) | (2,310.00) | |
| (18,585.06) | (18,627.19) | (18,669.41) | (18,711.72) | (18,754.12) | (18,796.63) | (18,839.23) | (18,881.93) | (18,924.73) | (18,967.62) | (19,010.62) | |
| (40,410.00) | (40,610.00) | (40,709.00) | (40,809.00) | (40,909.00) | (41,010.00) | (41,110.00) | (41,211.00) | (41,313.00) | (41,415.00) | (41,517.00) | |
| (230,277.91) | (230,277.91) | (230,277.91) | (232,337.62) | (232,337.62) | (232,337.62) | (234,415.75) | (234,415.75) | (234,415.75) | (236,489.68) | (236,489.68) | |
| - | - | - | - | - | - | - | - | - | - | - | |
| (78,822.75) | (79,044.68) | (79,291.08) | (79,530.27) | (79,778.18) | (80,018.85) | (80,268.29) | (80,518.50) | (80,761.40) | (81,013.15) | (81,257.54) | |
| - | - | - | - | - | - | - | - | - | - | - | |

| | | | | | | | | | | |
|----------------|----------------|----------------|----------------|----------------|----------------|----------------|----------------|----------------|----------------|----------------|
| (41,477.78) | (41,614.89) | (41,767.19) | (41,915.12) | (42,068.52) | (42,217.51) | (42,372.02) | (42,527.09) | (42,677.70) | (42,833.89) | (42,985.59) |
| (17,802.51) | (17,842.86) | (17,883.31) | (17,923.84) | (17,964.47) | (18,005.19) | (18,046.00) | (18,086.90) | (18,127.89) | (18,168.98) | (18,210.18) |
| (16,751.69) | (16,789.67) | (16,827.73) | (16,865.88) | (16,904.11) | (16,942.43) | (16,980.83) | (17,019.31) | (17,057.89) | (17,096.56) | (17,135.32) |
| (18,549.89) | (18,590.32) | (18,630.86) | (18,671.48) | (18,712.18) | (18,752.97) | (18,793.85) | (18,834.83) | (18,875.88) | (18,917.03) | (18,958.27) |
| (44,410.51) | (44,507.33) | (44,604.35) | (44,701.58) | (44,799.03) | (44,896.69) | (44,994.56) | (45,092.65) | (45,190.95) | (45,289.47) | (45,388.21) |
| (25,138.05) | (25,189.67) | (25,241.39) | (25,293.22) | (25,345.14) | (25,397.17) | (25,449.31) | (25,501.57) | (25,553.93) | (25,606.40) | (25,658.98) |
| (17,378.58) | (17,444.82) | (17,518.42) | (17,589.96) | (17,664.18) | (17,736.31) | (17,811.15) | (17,886.30) | (17,959.34) | (18,035.12) | (18,108.76) |
| (17,433.00) | (17,468.00) | (17,503.00) | (17,538.00) | (17,575.00) | (17,612.00) | (17,649.00) | (17,686.00) | (17,723.00) | (17,760.00) | (17,797.00) |
| (34,234.20) | (34,346.04) | (34,470.26) | (34,590.91) | (34,716.02) | (34,837.52) | (34,963.52) | (35,089.97) | (35,212.79) | (35,340.15) | (35,463.84) |
| (96,168.67) | (96,564.01) | (96,762.29) | (96,960.98) | (97,160.07) | (97,359.57) | (97,559.48) | (97,759.81) | (97,960.55) | (98,161.69) | (98,363.24) |
| (66,030.58) | (66,138.43) | (66,246.45) | (66,354.65) | (66,463.02) | (66,571.57) | (66,680.31) | (66,789.22) | (66,898.31) | (67,007.57) | (67,117.02) |
| - | - | - | - | - | - | - | - | - | - | - |
| (24,393.71) | (24,485.35) | (24,587.19) | (24,686.15) | (24,788.83) | (24,888.60) | (24,992.12) | (25,096.07) | (25,197.08) | (25,301.88) | (25,403.72) |
| (105,000.00) | (110,000.00) | (110,000.00) | (110,000.00) | (110,000.00) | (110,000.00) | (110,000.00) | (110,000.00) | (110,000.00) | (110,000.00) | (110,000.00) |
| (11,882.76) | (11,910.05) | (11,937.38) | (11,964.75) | (11,992.16) | (12,019.62) | (12,047.10) | (12,074.63) | (12,102.21) | (12,129.83) | (12,157.49) |
| (14,315.99) | (14,378.48) | (14,409.83) | (14,441.24) | (14,472.73) | (14,504.28) | (14,535.91) | (14,567.60) | (14,599.36) | (14,631.18) | (14,663.08) |
| (101,946.88) | (102,113.40) | (102,280.18) | (102,447.24) | (102,614.57) | (102,782.17) | (102,950.05) | (103,118.21) | (103,286.64) | (103,455.34) | (103,624.32) |
| (136,333.00) | (136,779.00) | (137,003.00) | (137,227.00) | (137,451.00) | (137,675.00) | (137,900.00) | (138,125.00) | (138,351.00) | (138,577.00) | (138,803.00) |
| (7,904.45) | (7,937.22) | (7,973.65) | (8,009.07) | (8,045.83) | (8,081.57) | (8,118.66) | (8,155.93) | (8,192.16) | (8,229.76) | (8,266.32) |
| - | - | - | - | - | - | - | - | - | - | - |
| (10,281.67) | (10,298.46) | (10,315.29) | (10,332.14) | (10,349.02) | (10,365.92) | (10,382.86) | (10,399.82) | (10,416.81) | (10,433.82) | (10,450.86) |
| - | - | - | - | - | - | - | - | - | - | - |
| - | - | - | (15,675.61) | (17,930.14) | (20,188.46) | (22,450.59) | (24,716.52) | (26,986.26) | (27,031.79) | (27,077.35) |
| (21,770.69) | (21,948.10) | (22,037.05) | (22,126.15) | (22,215.41) | (22,304.82) | (22,394.39) | (22,484.11) | (22,573.99) | (22,664.03) | (22,754.22) |
| - | - | - | (10,578.22) | (12,093.18) | (13,609.08) | (15,125.93) | (16,643.72) | (18,162.45) | (18,173.80) | (18,185.13) |
| - | - | - | - | - | - | - | - | - | - | - |
| - | - | - | (36,576.89) | (41,815.26) | (47,056.90) | (52,301.80) | (57,549.95) | (62,801.34) | (62,840.57) | (62,879.75) |
| (95,000.00) | (95,000.00) | (100,000.00) | (100,000.00) | (100,000.00) | (100,000.00) | (100,000.00) | (100,000.00) | (100,000.00) | (100,000.00) | (100,000.00) |
| (27,557.36) | (27,651.24) | (27,755.53) | (27,856.84) | (27,961.90) | (28,063.97) | (28,169.81) | (28,276.06) | (28,379.27) | (28,486.31) | (28,590.28) |
| (135,000.00) | (135,000.00) | (140,000.00) | (140,000.00) | (140,000.00) | (140,000.00) | (140,000.00) | (140,000.00) | (140,000.00) | (140,000.00) | (140,000.00) |
| (19,070.92) | (19,129.95) | (19,195.52) | (19,259.19) | (19,325.19) | (19,389.29) | (19,455.74) | (19,522.42) | (19,587.17) | (19,654.29) | (19,719.48) |
| - | - | - | - | - | - | - | - | - | - | - |
| - | - | - | - | - | - | - | (23,852.65) | (26,125.82) | (26,219.85) | (26,311.19) |
| (52,322.96) | (58,202.32) | (64,094.93) | (70,000.82) | (70,158.55) | (70,316.64) | (70,475.09) | (70,633.90) | (70,793.06) | (70,952.58) | (71,112.46) |
| - | - | - | - | - | - | - | - | - | (52,963.57) | (58,015.98) |
| (108,637.76) | (108,943.76) | (109,250.62) | (109,558.34) | (109,866.93) | (110,176.38) | (110,486.71) | (110,797.91) | (111,109.99) | (111,422.95) | (111,736.79) |
| - | - | - | - | - | - | - | - | - | - | - |
| (125,000.00) | (125,000.00) | (130,000.00) | (130,000.00) | (130,000.00) | (130,000.00) | (130,000.00) | (130,000.00) | (130,000.00) | (130,000.00) | (130,000.00) |
| (1,210,000.00) | (1,210,000.00) | (1,225,000.00) | (1,225,000.00) | (1,225,000.00) | (1,225,000.00) | (1,210,000.00) | (1,210,000.00) | (1,225,000.00) | (1,225,000.00) | (1,225,000.00) |
| 0 | 0 | 0 | -80000 | -80000 | -80000 | -80000 | -80000 | -80000 | -80000 | -80000 |
| 0 | 0 | 0 | -40000 | -40000 | -40000 | -40000 | -40000 | -40000 | -40000 | -40000 |
| (5,799.12) | (5,799.12) | (5,799.12) | (5,799.12) | (5,799.12) | (5,799.12) | (5,799.12) | (5,799.12) | (5,799.12) | (5,799.12) | (5,799.12) |
| (1,430.28) | (1,430.28) | (1,430.28) | (1,430.28) | (1,430.28) | (1,430.28) | (1,430.28) | (1,430.28) | (1,430.28) | (1,430.28) | (1,430.28) |
| (11,297.07) | (11,297.07) | (11,297.07) | (11,297.07) | (11,297.07) | (11,297.07) | (11,297.07) | (11,297.07) | (11,297.07) | (11,297.07) | (11,297.07) |
| (3,759.84) | (3,759.84) | (3,759.84) | (3,759.84) | (3,759.84) | (3,759.84) | (3,759.84) | (3,759.84) | (3,759.84) | (3,759.84) | (3,759.84) |

| | | | | | | | | | | |
|-----------------------|------------------------|------------------------|-----------------------|-----------------------|-----------------------|-----------------------|-----------------------|-----------------------|-----------------------|------------------------|
| (32,636.04) | (32,636.04) | (32,636.04) | (32,636.04) | (32,636.04) | (32,636.04) | (32,636.04) | (32,636.04) | (32,636.04) | (32,636.04) | (32,636.04) |
| (6,025.08) | (6,025.08) | (6,025.08) | (6,025.08) | (6,025.08) | (6,025.08) | (6,025.08) | (6,025.08) | (6,025.08) | (6,025.08) | (6,025.08) |
| (7,531.44) | (7,531.44) | (7,531.44) | (7,531.44) | (7,531.44) | (7,531.44) | (7,531.44) | (7,531.44) | (7,531.44) | (7,531.44) | (7,531.44) |
| (7,029.24) | (7,029.24) | (7,029.24) | (7,029.24) | (7,029.24) | (7,029.24) | (7,029.24) | (7,029.24) | (7,029.24) | (7,029.24) | (7,029.24) |
| (2,460.24) | (2,460.24) | (2,460.24) | (2,460.24) | (2,460.24) | (2,460.24) | (2,460.24) | (2,460.24) | (2,460.24) | (2,460.24) | (2,460.24) |
| (9,359.28) | (9,359.28) | (9,359.28) | (9,359.28) | (9,359.28) | (9,359.28) | (9,359.28) | (9,359.28) | (9,359.28) | (9,359.28) | (9,359.28) |
| (2,095.20) | (2,095.20) | (2,095.20) | (2,095.20) | (2,095.20) | (2,095.20) | (2,095.20) | (2,095.20) | (2,095.20) | (2,095.20) | (2,095.20) |
| - | - | - | (4,015.13) | (4,588.72) | (5,162.31) | (5,735.90) | (6,309.49) | (6,883.08) | (6,883.08) | (6,883.08) |
| - | - | - | (2,074.94) | (2,371.36) | (2,667.78) | (2,964.20) | (3,260.62) | (3,557.04) | (3,557.04) | (3,557.04) |
| - | - | - | (7,174.65) | (8,199.60) | (9,224.55) | (10,249.50) | (11,274.45) | (12,299.40) | (12,299.40) | (12,299.40) |
| (9,907,834.10) | (10,283,465.42) | (10,323,246.49) | (5,729,454.67) | (6,234,317.47) | (7,027,159.73) | (8,389,522.85) | (7,887,850.66) | (8,419,807.02) | (9,417,928.00) | (10,100,093.20) |

| | | | | | | | | | | |
|----------------|--------------|--------------|--------------|----------------|----------------|----------------|----------------|--------------|--------------|--------------|
| - | - | - | - | - | - | - | - | - | - | - |
| (863,101.38) | (677,755.17) | (527,688.93) | (385,419.10) | (394,924.72) | (1,015,576.49) | (807,206.93) | (564,635.25) | (341,708.50) | (622,788.22) | (653,180.22) |
| (2,837.85) | (24,244.14) | (20,712.08) | (7,107.98) | (23,126.95) | (24,660.55) | (19,370.29) | (14,492.29) | (13,223.95) | (7,813.71) | (14,882.70) |
| (120,862.93) | (89,921.61) | (654,614.29) | (56,302.24) | (758,950.01) | (1,336,019.13) | (561,986.33) | (112,239.26) | (306,069.96) | (329,233.70) | (136,271.30) |
| - | - | - | - | - | - | - | - | - | - | - |
| - | - | - | - | - | - | - | - | - | - | - |
| - | - | - | - | - | - | - | - | - | - | - |
| - | - | - | - | - | - | - | - | - | - | - |
| - | - | - | - | - | - | - | - | - | - | - |
| (102,574.33) | (175,442.66) | (308,143.97) | (608,995.70) | (856,066.50) | (4,191.83) | (118,743.00) | (166,118.00) | (105,403.62) | (489,104.55) | (672,733.80) |
| - | - | - | - | - | - | - | - | - | - | - |
| 4,163.21 | 2,861.46 | 2,855.65 | 4,163.21 | 2,855.65 | 1,558.09 | 4,157.40 | 2,856.46 | 2,816.07 | 4,163.21 | 4,163.21 |
| - | - | - | - | - | - | - | - | - | - | - |
| - | - | - | - | - | - | - | - | - | - | - |
| (1,513,418.50) | (468,655.17) | (357,864.69) | (661,516.47) | (974,064.40) | (1,207,179.11) | (1,556,106.98) | (1,869,245.13) | (323,216.21) | (676,472.82) | (984,925.98) |
| - | - | - | - | - | - | - | - | - | - | - |
| (19,143.30) | (19,686.15) | (22,218.35) | (11,911.18) | (15,435.54) | (18,593.97) | (15,488.55) | (18,735.32) | (20,705.80) | (8,415.61) | (10,363.63) |
| (4,469.52) | (9,025.12) | (5,474.14) | (4,572.37) | (4,567.94) | (5,722.86) | (5,702.85) | (4,564.20) | (10,174.06) | (4,438.54) | (4,538.25) |
| - | (36.89) | (12,525.80) | (36.89) | (36.89) | (13,834.59) | (87.23) | - | (14,368.83) | - | - |
| - | - | (3,379.11) | - | - | (3,238.89) | - | - | (3,478.01) | - | - |
| (156.00) | (312.00) | (507.00) | (468.00) | (156.00) | (195.00) | (156.00) | (154.00) | (339.00) | (148.00) | (148.00) |
| 365.69 | 315.69 | 315.69 | 365.69 | 315.69 | 265.69 | 365.69 | 315.69 | 315.69 | 365.69 | 365.69 |
| (975.68) | (691.86) | (1,138.86) | (960.73) | (719.14) | (1,191.77) | (935.22) | (618.41) | (1,037.33) | (746.41) | (472.65) |
| (24.21) | (24.21) | (24.21) | (11.90) | (11.90) | (11.90) | (11.90) | (11.90) | (11.90) | (11.90) | (11.90) |
| 466.26 | 750.39 | 319.71 | 694.12 | 1,064.38 | 581.69 | 929.16 | 1,308.58 | 858.49 | 1,333.55 | 1,091.40 |
| 203.16 | 254.21 | 181.90 | 224.82 | 270.71 | 196.70 | 250.97 | 323.38 | 251.74 | 300.60 | 366.23 |
| (475.92) | (324.60) | (536.51) | (437.48) | (371.81) | (579.17) | (465.45) | (351.22) | (396.02) | (364.44) | (138.83) |
| (402,604.87) | (482,976.07) | (543,338.99) | (627,484.35) | (1,067,390.03) | (684,110.93) | (611,886.62) | (800,270.11) | (776,772.25) | (787,538.81) | (432,124.01) |
| (364,422.07) | (365,410.15) | (425,728.93) | (287,990.64) | (345,193.50) | (396,138.10) | (439,436.00) | (439,436.00) | (511,983.71) | (545,154.28) | (508,491.38) |
| (189,251.85) | (186,279.24) | (114,027.57) | (190,487.29) | (200,805.66) | (119,669.46) | (200,892.14) | (265,978.57) | (157,042.83) | (198,202.40) | (297,423.94) |

| | | | | | | | | | | | |
|------------------------|------------------------|------------------------|------------------------|------------------------|------------------------|------------------------|------------------------|------------------------|------------------------|------------------------|--------------|
| (17,979.87) | (15,724.56) | (8,661.85) | (22,744.47) | (23,584.24) | (17,548.25) | (23,580.53) | (27,750.67) | (19,820.63) | (22,731.27) | (29,226.16) | |
| (191,124.06) | (220,076.25) | (254,137.66) | (282,522.73) | (293,645.07) | (287,114.17) | (267,839.39) | (237,361.01) | (236,232.10) | (246,345.91) | (253,768.59) | |
| (3,788,224.02) | (2,732,404.10) | (3,257,049.99) | (3,143,521.68) | (4,954,543.87) | (5,132,974.00) | (4,624,192.19) | (4,517,157.23) | (2,837,742.72) | (3,933,347.52) | (3,992,714.81) | Variance |
| | | | | | | | | | | | (122,739.42) |
| - | - | - | - | - | - | - | - | - | - | - | - |
| - | - | - | - | - | - | - | - | - | - | - | - |
| - | - | - | - | - | - | - | - | - | - | - | - |
| - | - | - | - | - | - | - | - | - | - | - | - |
| - | - | - | - | - | - | - | - | - | - | - | - |
| (19,042.11) | (22,413.06) | (31,806.06) | (43,347.06) | (54,213.06) | (58,062.70) | (59,930.00) | (62,711.53) | (53,742.48) | (54,202.48) | (45,497.25) | |
| (3,600.00) | (3,600.00) | (3,600.00) | (4,400.00) | (4,800.00) | (5,400.00) | (6,000.00) | (5,000.00) | (5,200.00) | (3,600.00) | (3,600.00) | |
| - | - | - | - | (24,000.00) | (24,000.00) | (24,000.00) | (24,000.00) | (24,000.00) | (24,000.00) | (24,000.00) | |
| (205.63) | (205.63) | (205.63) | (205.63) | (205.63) | (205.63) | (205.63) | (205.63) | (205.63) | (205.63) | (205.63) | |
| (64,368.79) | (64,368.79) | (64,368.79) | (64,368.79) | (64,368.79) | (64,368.79) | (64,368.79) | (64,368.79) | (64,368.79) | (64,368.79) | (64,368.79) | |
| (69,873.13) | (71,030.13) | (71,030.13) | (72,187.13) | (76,757.13) | (88,269.13) | (90,583.13) | (111,409.13) | (112,566.13) | (114,880.13) | (129,863.13) | |
| (1,914.00) | (1,914.00) | (1,698.00) | (1,590.00) | (1,806.00) | (1,914.00) | (2,130.00) | (2,214.00) | (2,670.00) | (2,562.00) | (1,272.00) | |
| - | - | - | - | - | - | - | - | - | - | - | |
| (320.00) | (160.00) | (160.00) | (160.00) | (160.00) | (160.00) | (460.00) | (460.00) | (460.00) | (460.00) | (300.00) | |
| (14,237.00) | (9,495.00) | (9,112.00) | (6,851.30) | (4,426.08) | (3,934.42) | (21,085.42) | (27,870.42) | (31,386.44) | (28,418.92) | (28,958.44) | |
| - | - | - | - | - | - | - | - | - | - | - | |
| - | - | - | - | - | (5,000.00) | (5,000.00) | (5,000.00) | (5,000.00) | (5,000.00) | 22,500.00 | |
| (21,033.55) | (21,033.55) | (21,033.55) | (21,033.55) | (21,033.55) | (21,033.55) | (21,033.55) | (21,033.55) | (21,033.55) | (21,033.55) | (21,033.55) | Variance |
| (194,594.21) | (194,220.16) | (203,014.16) | (214,143.46) | (251,770.24) | (272,348.22) | (294,796.52) | (324,273.05) | (320,633.02) | (318,731.50) | (296,598.79) | (122,739.42) |
| (62,598.79) | (61,067.74) | (69,861.74) | (80,991.04) | (90,047.82) | (99,113.80) | (119,248.10) | (127,898.63) | (124,258.60) | (122,357.08) | (85,241.37) | Variance |
| (13,890,652.33) | (13,210,089.68) | (13,783,310.64) | (9,087,119.81) | (11,440,631.58) | (12,432,481.95) | (13,308,511.56) | (12,729,280.94) | (11,578,182.76) | (13,670,007.02) | (14,389,406.80) | 8,701,494.99 |
| (22,132,600.67) | (21,695,652.56) | (22,149,571.37) | (17,568,520.51) | (20,251,763.88) | (21,469,975.11) | (22,130,380.69) | (21,608,949.01) | (20,390,618.10) | (20,450,682.83) | (20,994,537.82) | |
| - | - | - | - | - | - | - | - | - | - | - | |
| (5,571,730.18) | (5,593,460.36) | (5,622,662.28) | (5,644,912.46) | (5,667,162.64) | (5,689,150.82) | (5,711,139.00) | (5,733,913.18) | (5,756,163.36) | (5,785,365.28) | (5,800,663.72) | |
| 506,772.91 | 506,772.91 | 506,772.91 | 506,772.91 | 506,772.91 | 506,772.91 | 506,772.91 | 506,772.91 | 506,772.91 | 506,772.91 | 506,772.91 | |
| 132,529.70 | 132,529.70 | 132,529.70 | 132,529.70 | 132,529.70 | 132,529.70 | 132,529.70 | 132,529.70 | 132,529.70 | 132,529.70 | 132,529.70 | |
| (4,932,427.57) | (4,954,157.75) | (4,983,359.67) | (5,005,609.85) | (5,027,860.03) | (5,049,848.21) | (5,071,836.39) | (5,094,610.57) | (5,116,860.75) | (5,146,062.67) | (5,161,361.11) | |
| (406,393.00) | (355,983.00) | (372,743.00) | (383,160.00) | (359,498.00) | (382,098.00) | (375,935.00) | (333,843.00) | (319,162.00) | (318,881.00) | (289,626.00) | |
| (301,446.17) | (294,313.36) | (292,787.55) | (285,590.55) | (278,372.15) | (273,531.75) | (266,313.35) | (259,094.95) | (254,161.55) | (246,943.15) | (239,724.75) | |
| - | - | - | - | - | - | - | - | - | - | - | |
| - | - | - | - | - | - | - | - | - | - | - | |
| (21,411.87) | (19,330.97) | (17,250.07) | (40,826.64) | (38,683.32) | (36,540.00) | (34,396.68) | (32,253.36) | (30,110.04) | (27,966.72) | (25,823.40) | |
| - | - | - | - | - | - | - | - | - | - | - | |
| - | - | - | - | - | - | - | - | - | - | - | |

| | | | | | | | | | | |
|---------------------|---------------------|---------------------|---------------------|---------------------|---------------------|---------------------|---------------------|---------------------|---------------------|---------------------|
| - | - | - | - | - | - | - | - | - | - | - |
| (729,251.04) | (669,627.33) | (682,780.62) | (709,577.19) | (676,553.47) | (692,169.75) | (676,645.03) | (625,191.31) | (603,433.59) | (593,790.87) | (555,174.15) |
| (15,239,478.75) | (15,348,449.50) | (15,457,420.25) | (15,223,391.00) | (15,332,361.75) | (15,441,332.50) | (15,448,403.25) | (15,557,374.00) | (15,483,344.75) | (15,369,315.50) | (15,478,286.25) |
| - | - | - | - | - | - | - | - | - | - | - |
| (1,548,160.48) | (1,542,766.19) | (1,537,371.90) | (1,531,977.61) | (1,526,583.32) | (1,521,189.03) | (1,515,794.74) | (1,510,400.45) | (1,505,006.16) | (1,499,611.87) | (1,494,217.58) |
| (871,832.82) | (868,916.99) | (866,001.16) | (863,085.33) | (860,169.50) | (857,253.67) | (854,337.84) | (851,422.01) | (848,506.18) | (845,590.35) | (842,674.52) |
| (180,490.08) | (178,973.36) | (177,456.64) | (175,939.92) | (174,423.20) | (172,906.48) | (171,389.76) | (169,873.04) | (168,356.32) | (166,839.60) | (165,322.88) |
| (111,284.82) | (110,943.45) | (110,602.08) | (110,260.71) | (109,919.34) | (109,577.97) | (109,236.60) | (108,895.23) | (108,553.86) | (108,212.49) | (107,871.12) |
| (306,068.69) | (305,163.16) | (304,257.63) | (303,352.10) | (302,446.57) | (301,541.04) | (300,635.51) | (299,729.98) | (298,824.45) | (297,918.92) | (297,013.39) |
| (79,903.55) | (79,675.90) | (79,448.25) | (79,220.60) | (78,992.95) | (78,765.30) | (78,537.65) | (78,310.00) | (78,082.35) | (77,854.70) | (77,627.05) |
| 0 | 0 | 0 | -702676.88 | -700719.56 | -698762.24 | -696804.92 | -694847.6 | -692890.28 | -690932.96 | -688975.64 |
| (401,773.00) | (399,020.00) | (396,267.00) | (393,514.00) | (390,761.00) | (388,008.00) | (385,255.00) | (382,502.00) | (379,749.00) | (376,996.00) | (374,243.00) |
| (246,109.06) | (246,109.06) | (246,109.06) | (246,109.06) | (246,109.06) | (246,109.06) | (246,109.06) | (246,109.06) | (246,109.06) | (246,109.06) | (246,109.06) |
| (292,296.32) | (291,273.32) | (290,250.32) | (289,227.32) | (288,204.32) | (287,181.32) | (286,158.32) | (285,135.32) | (284,112.32) | (283,089.32) | (282,066.32) |
| (161,423.59) | (161,423.59) | (161,423.59) | (161,423.59) | (161,423.59) | (161,423.59) | (161,423.59) | (161,423.59) | (161,423.59) | (161,423.59) | (161,423.59) |
| - | - | - | - | - | - | - | - | - | - | - |
| (21,430,626.44) | (21,430,626.44) | (21,430,626.44) | (21,430,626.44) | (21,430,626.44) | (21,430,626.44) | (21,430,626.44) | (21,430,626.44) | (21,430,626.44) | (21,430,626.44) | (21,831,925.10) |
| (9,217,279.00) | (9,217,279.00) | (9,217,279.00) | (9,217,279.00) | (9,217,279.00) | (9,217,279.00) | (9,217,279.00) | (9,217,279.00) | (9,217,279.00) | (9,217,279.00) | (9,217,279.00) |
| 454,853.52 | 433,666.52 | 439,347.52 | 442,491.32 | 432,003.52 | 440,020.52 | 436,532.32 | 418,672.52 | 411,777.12 | 410,641.72 | 397,916.72 |
| - | - | - | - | - | - | - | - | - | - | - |
| 161,423.59 | 161,423.59 | 161,423.59 | 161,423.59 | 161,423.59 | 161,423.59 | 161,423.59 | 161,423.59 | 161,423.59 | 161,423.59 | 161,423.59 |
| (60,959,945.47) | (61,105,401.95) | (61,112,085.01) | (61,303,722.03) | (61,332,404.40) | (61,722,594.62) | (61,751,810.86) | (61,968,404.10) | (62,017,436.94) | (62,202,306.09) | (62,643,255.16) |
| (959,060.87) | (959,060.87) | (959,060.87) | (959,060.87) | (959,060.87) | (959,060.87) | (959,060.87) | (959,060.87) | (959,060.87) | (959,060.87) | (959,060.87) |
| (398,349.91) | (398,349.91) | (398,349.91) | (398,349.91) | (398,349.91) | (398,349.91) | (398,349.91) | (398,349.91) | (398,349.91) | (398,349.91) | (398,349.91) |
| (150,000.00) | (150,000.00) | (150,000.00) | (150,000.00) | (150,000.00) | (150,000.00) | (150,000.00) | (150,000.00) | (150,000.00) | (150,000.00) | (150,000.00) |
| (92,245.15) | (92,245.15) | (92,245.15) | (92,245.15) | (97,173.35) | (97,173.35) | (97,173.35) | (97,173.35) | (97,173.35) | (97,173.35) | (102,101.65) |
| (43,000.00) | (43,000.00) | (43,000.00) | (43,000.00) | (43,000.00) | (43,000.00) | (43,000.00) | (43,000.00) | (43,000.00) | (43,000.00) | (43,000.00) |
| (137,116.56) | (137,116.56) | (137,116.56) | (137,116.56) | (145,991.15) | (145,991.15) | (145,991.15) | (145,991.15) | (145,991.15) | (145,991.15) | (145,991.15) |
| (17,489.44) | (17,489.44) | (17,489.44) | (17,489.44) | (18,358.33) | (18,358.33) | (18,358.33) | (18,358.33) | (18,358.33) | (18,358.33) | (19,214.65) |
| (600,000.00) | (600,000.00) | (600,000.00) | (600,000.00) | (600,000.00) | (600,000.00) | (600,000.00) | (600,000.00) | (600,000.00) | (600,000.00) | (600,000.00) |
| (8,500.00) | (8,500.00) | (8,500.00) | (8,500.00) | (8,500.00) | (8,500.00) | (8,500.00) | (8,500.00) | (8,500.00) | (8,500.00) | (8,500.00) |
| (148,434.95) | (148,434.95) | (148,434.95) | (148,434.95) | (148,434.95) | (148,434.95) | (148,434.95) | (148,434.95) | (148,434.95) | (148,434.95) | (148,434.95) |
| (55,080.00) | (55,080.00) | (55,080.00) | (55,080.00) | (55,080.00) | (55,080.00) | (55,080.00) | (55,080.00) | (55,080.00) | (55,080.00) | (55,080.00) |
| (62,600.00) | (62,600.00) | (62,600.00) | (62,600.00) | (62,600.00) | (62,600.00) | (62,600.00) | (62,600.00) | (62,600.00) | (62,600.00) | (62,600.00) |
| (7,610.69) | (7,610.69) | (7,610.69) | (7,610.69) | (7,610.69) | (7,610.69) | (7,610.69) | (7,610.69) | (7,610.69) | (7,610.69) | (7,610.69) |
| (55,365.80) | (55,365.80) | (55,365.80) | (55,365.80) | (55,365.80) | (55,365.80) | (55,365.80) | (55,365.80) | (55,365.80) | (55,365.80) | (55,365.80) |
| (603,000.00) | (603,000.00) | (603,000.00) | (603,000.00) | (603,000.00) | (603,000.00) | (603,000.00) | (603,000.00) | (603,000.00) | (603,000.00) | (603,000.00) |
| (82,592.00) | (82,592.00) | (82,592.00) | (82,592.00) | (82,592.00) | (82,592.00) | (82,592.00) | (82,592.00) | (82,592.00) | (82,592.00) | (82,592.00) |
| (35,000.00) | (35,000.00) | (35,000.00) | (35,000.00) | (35,000.00) | (35,000.00) | (35,000.00) | (35,000.00) | (35,000.00) | (35,000.00) | (35,000.00) |

| | | | | | | | | | | |
|------------------------|------------------------|------------------------|------------------------|------------------------|------------------------|------------------------|------------------------|------------------------|------------------------|------------------------|
| (422,611.50) | (422,611.50) | (422,611.50) | (422,611.50) | (422,611.50) | (422,611.50) | (422,611.50) | (422,611.50) | (422,611.50) | (422,611.50) | (422,611.50) |
| (15,400.00) | (15,400.00) | (15,400.00) | (15,400.00) | (15,400.00) | (15,400.00) | (15,400.00) | (15,400.00) | (15,400.00) | (15,400.00) | (15,400.00) |
| (84,300.00) | (84,300.00) | (84,300.00) | (84,300.00) | (84,300.00) | (84,300.00) | (84,300.00) | (84,300.00) | (84,300.00) | (84,300.00) | (84,300.00) |
| (150,367.50) | (150,367.50) | (150,367.50) | (150,367.50) | (150,367.50) | (150,367.50) | (150,367.50) | (150,367.50) | (150,367.50) | (150,367.50) | (150,367.50) |
| (19,200.00) | (19,200.00) | (19,200.00) | (19,200.00) | (19,200.00) | (19,200.00) | (19,200.00) | (19,200.00) | (19,200.00) | (19,200.00) | (19,200.00) |
| (46,000.00) | (46,000.00) | (46,000.00) | (46,000.00) | (46,000.00) | (46,000.00) | (46,000.00) | (46,000.00) | (46,000.00) | (46,000.00) | (46,000.00) |
| (269,612.00) | (269,612.00) | (269,612.00) | (269,612.00) | (269,612.00) | (269,612.00) | (275,927.00) | (277,611.00) | (277,611.00) | (278,874.00) | (278,874.00) |
| (242,348.60) | (242,348.60) | (242,348.60) | (242,348.60) | (242,348.60) | (242,348.60) | (242,348.60) | (242,348.60) | (242,348.60) | (242,348.60) | (242,348.60) |
| (18,900.00) | (18,900.00) | (18,900.00) | (18,900.00) | (18,900.00) | (18,900.00) | (18,900.00) | (18,900.00) | (18,900.00) | (18,900.00) | (18,900.00) |
| (36,000.00) | (36,000.00) | (36,000.00) | (36,000.00) | (36,000.00) | (36,000.00) | (36,000.00) | (36,000.00) | (36,000.00) | (36,000.00) | (36,000.00) |
| (20,690.39) | (20,690.39) | (20,690.39) | (20,690.39) | (20,690.39) | (20,690.39) | (20,690.39) | (20,690.39) | (20,690.39) | (20,690.39) | (20,690.39) |
| (32,805.00) | (32,805.00) | (32,805.00) | (32,805.00) | (32,805.00) | (32,805.00) | (32,805.00) | (32,805.00) | (32,805.00) | (32,805.00) | (32,805.00) |
| (68,650.00) | (68,650.00) | (68,650.00) | (68,650.00) | (68,650.00) | (68,650.00) | (68,650.00) | (68,650.00) | (68,650.00) | (68,650.00) | (68,650.00) |
| (4,620,626.39) | (4,620,626.39) | (4,620,626.39) | (4,620,626.39) | (4,620,626.39) | (4,620,626.39) | (4,620,626.39) | (4,620,626.39) | (4,620,626.39) | (4,620,626.39) | (4,620,626.39) |
| (189,754.78) | (189,754.78) | (189,754.78) | (189,754.78) | (189,754.78) | (189,754.78) | (189,754.78) | (189,754.78) | (189,754.78) | (189,754.78) | (189,754.78) |
| (84,000.00) | (84,000.00) | (84,000.00) | (84,000.00) | (84,000.00) | (84,000.00) | (84,000.00) | (84,000.00) | (84,000.00) | (84,000.00) | (84,000.00) |
| (70,736,657.00) | (70,882,113.48) | (70,888,796.54) | (71,080,433.56) | (71,123,787.61) | (71,513,977.83) | (71,549,509.07) | (71,767,786.31) | (71,816,819.15) | (72,002,951.30) | (72,449,684.99) |

| | | | | | | | | | | |
|-------------------------|-------------------------|-------------------------|-------------------------|-------------------------|-------------------------|-------------------------|-------------------------|-------------------------|-------------------------|-------------------------|
| 16,235,183.97 | 16,347,689.13 | 16,460,364.01 | 16,573,220.60 | 16,686,130.52 | 16,799,500.15 | 16,912,932.76 | 17,026,727.39 | 17,140,667.52 | 17,255,130.49 | 17,372,680.60 |
| 16,235,183.97 | 16,347,689.13 | 16,460,364.01 | 16,573,220.60 | 16,686,130.52 | 16,799,500.15 | 16,912,932.76 | 17,026,727.39 | 17,140,667.52 | 17,255,130.49 | 17,372,680.60 |
| (109,842,345.59) | (109,931,296.74) | (109,961,553.49) | (110,542,950.91) | (110,554,557.54) | (110,960,918.63) | (110,879,516.76) | (111,047,255.87) | (110,891,777.08) | (110,851,941.50) | (111,651,041.50) |
| (111,898,056.98) | (112,008,195.13) | (112,032,770.88) | (112,611,024.50) | (112,633,118.93) | (113,031,463.02) | (112,953,549.35) | (113,139,148.26) | (112,990,564.87) | (112,951,864.69) | (113,763,689.69) |
| (375,415,844.01) | (368,293,776.34) | (368,169,873.65) | (368,356,156.32) | (370,526,230.33) | (372,652,159.84) | (373,761,933.40) | (374,431,384.74) | (372,038,817.66) | (375,958,722.81) | (376,926,841.02) |
| (386,805,620.81) | (379,946,137.93) | (379,695,029.44) | (379,991,079.69) | (382,499,138.57) | (384,841,171.45) | (385,736,562.73) | (386,479,420.35) | (384,024,257.49) | (385,911,274.03) | (386,714,301.94) |

| PEU | PAC | Total | New Variance |
|----------------|--------------|----------------|--------------|
| (8,491,502.56) | (209,992.43) | (8,701,494.99) | 1,093,008.54 |

| PAC | New Variance |
|----------------|--------------|
| (1,094,327.92) | (0.00) |

| | |
|--------------|--------------|
| PEU | New Variance |
| (122,739.42) | - |

| | | | |
|----------------|--------------|----------------|--------------|
| PEU/PAC ACC | New Variance | | |
| (122,739.42) | - | | |
| PEU | PAC | Total | New Variance |
| (8,491,502.56) | (209,992.43) | (8,701,494.99) | - |

Pennichuck Water Works, Inc.
Accounts Excluded From MOERR
DW 22-032
Twelve Months 12/31/2021

| | | | | | | | | | | | | | | Test Year | |
|--|-----------------------------------|-----------|-----------|------------|-----------|-----------|-----------|-----------|-----------|-----------|-----------|-----------|-----------|--------------------|------------|
| | | | | | | | | | | | | | | <u>2021 Totals</u> | |
| 921002 | SENIOR MANAGEMENT VEHICLES | 25.25 | 1,660.89 | 25.25 | 25.25 | 30.30 | 30.30 | - | 30.30 | - | - | - | - | 1,827.54 | 1,827.54 |
| 921003 | SENIOR MGMT - FUEL PURCHASED | 141.45 | 191.52 | 106.65 | 140.65 | 146.72 | 249.99 | 415.00 | 303.62 | 153.64 | 121.12 | 144.55 | 114.15 | 2,229.06 | 2,229.06 |
| 921004 | SENIOR MGMT-VEH REGISTRATION | - | - | - | - | - | - | - | - | - | - | - | - | - | - |
| 923000 | OUTSIDE SERVICES | 23,915.08 | 26,053.33 | 28,002.62 | 40,590.63 | 30,989.76 | 25,416.63 | 41,151.15 | 20,638.27 | 34,478.98 | 22,139.13 | 60,141.44 | 26,491.76 | 380,008.78 | 380,008.78 |
| 926001 | OFFICER'S LIFE INSURANCE | 525.21 | 560.19 | 542.73 | 542.73 | 542.73 | 542.73 | 542.73 | 542.73 | 542.77 | 542.73 | 542.73 | 542.71 | 6,512.72 | 6,512.72 |
| 926500 | MISC EMPLOYEE BENEFITS | 538.91 | 224.25 | (4,385.16) | 287.83 | 341.42 | 346.96 | 132.52 | 296.69 | 129.91 | 100.00 | 258.96 | 2,025.91 | 298.20 | 298.20 |
| 926501 | MISC EMPLOYEE BENEFITS-WELLNESS | - | - | - | - | - | - | - | - | - | - | - | - | - | - |
| 926502 | MISC EMPLOYEE BENEFITS-ACTIVITIES | 819.50 | - | - | 980.97 | - | (27.01) | - | - | 558.30 | - | 854.03 | 102.87 | 3,288.66 | 3,288.66 |
| 926505 | EMPLOYEE RELATIONS | - | - | - | - | - | - | - | - | - | - | - | - | - | - |
| 926600 | TUITION REIMBURSEMENTS | 102.00 | - | - | - | 1,881.00 | 3,800.16 | - | 2,821.00 | - | 1,488.00 | - | - | 10,092.16 | 10,092.16 |
| 926610 | TRAINING EDUCATIONAL SEMINARS | 428.92 | 7,251.27 | 3,868.58 | 10,621.89 | 1,966.00 | 1,442.92 | 2,022.92 | 893.42 | 3,255.42 | 3,275.92 | 4,651.92 | 9,495.92 | 49,175.10 | 49,175.10 |
| 930100 | MEETINGS & CONVENTIONS | 250.00 | - | 4,325.00 | - | 202.06 | 210.00 | 658.20 | 1,950.00 | 3,140.57 | 1,604.99 | 966.83 | 225.00 | 13,532.65 | 13,532.65 |
| 930101 | MEMBERSHIPS | 1,270.99 | 4,694.95 | 2,092.37 | 2,051.87 | 2,305.12 | 2,096.12 | 2,096.12 | 2,696.12 | 2,164.87 | 2,261.12 | 2,121.12 | 2,276.13 | 28,126.90 | 28,126.90 |
| 930200 | PUBLIC RELATIONS | - | 2,930.70 | 1,050.94 | 1,111.74 | 2,693.39 | 20,885.08 | 92.64 | 120.60 | 85.20 | - | - | 711.69 | 29,681.98 | 29,681.98 |
| 930300 | MEALS | - | - | - | - | - | - | - | 77.73 | - | 80.19 | 217.43 | 63.25 | 438.60 | 438.60 |
| 930410 | CHARITABLE CONTRIBUTIONS | - | - | - | - | - | - | - | - | - | - | - | - | - | - |
| Total of Non RSF backed O&M Expenses - | | | | | | | | | | | | | | | 525,212.35 |

| | 1 | 2 | 3 | 4 | 5 | 6 | 7 | 8 | 9 | 10 | 11 |
|---------------------------------------|---------------------|---------------------|---------------------|---------------------|---------------------|---------------------|---------------------|---------------------|---------------------|---------------------|---------------------|
| | Jan-21 | Feb-21 | Mar-21 | Apr-21 | May-21 | Jun-21 | Jul-21 | Aug-21 | Sep-21 | Oct-21 | Nov-21 |
| Water Sales | | | | | | | | | | | |
| 461000 WATER SALES: BILLED REVENUE | (2,141,755.01) | (1,897,839.44) | (1,897,015.14) | (2,171,939.51) | (2,034,791.22) | (2,817,470.30) | (3,591,135.36) | (2,707,666.70) | (2,842,570.42) | (2,907,807.57) | (2,133,038.84) |
| 461001 WATER SALES BILLED RECOUPMENT | - | 5.16 | 0.50 | (45,563.46) | (89,123.57) | (92,373.43) | (94,995.94) | (88,493.85) | (89,280.76) | (85,984.38) | (90,216.49) |
| 461100 WATER SALES: UNBILLED REVENUE | 323,553.00 | 8,543.00 | (202,663.00) | 336,702.00 | (436,517.00) | (810,594.00) | 308,653.00 | (131,380.00) | (254,511.00) | 712,184.00 | 131,867.00 |
| 461200 WATER SALES-UNBILLED RECOUPMNT | - | - | - | 45,563.46 | 89,123.57 | 92,373.93 | 94,995.94 | 88,493.85 | 89,280.76 | 85,984.38 | 90,223.49 |
| 471100 QCPAC SURCHARGE | - | - | - | - | - | - | - | - | - | - | - |
| 467000 INTERCONNECT - PEU | - | - | - | - | - | - | - | - | - | - | - |
| 460200 CBFRR REVENUES | (644,086.00) | (644,086.00) | (644,086.00) | (644,086.00) | (644,086.00) | (644,086.00) | (644,086.00) | (644,086.00) | (644,086.00) | (644,086.00) | (644,086.00) |
| 460998 CBFRR REVENUES - CONTRA | 644,086.00 | 644,086.00 | 644,086.00 | 644,086.00 | 644,086.00 | 644,086.00 | 644,086.00 | 644,086.00 | 644,086.00 | 644,086.00 | 644,086.00 |
| 462000 FIRE PROTECTION REVENUE | (497,335.39) | (497,379.69) | (497,409.68) | (496,951.28) | (497,196.26) | (497,762.90) | (497,404.49) | (497,212.68) | (497,346.38) | (498,155.26) | (498,136.68) |
| | 2,315,537.40 | 2,386,670.97 | 2,597,087.32 | 2,332,188.79 | 2,968,504.48 | 4,125,826.70 | 3,779,886.85 | 3,336,259.38 | 3,594,427.80 | 2,693,778.83 | 2,499,301.52 |
| 466000 WATER SALES FOR RESALE | - | - | - | (864.00) | (2,025.00) | (2,985.50) | (1,512.00) | (1,701.00) | (324.00) | (1,134.00) | - |
| Other Operating Revenue | | | | | | | | | | | |
| 415200 JOBBING REVENUE | (9,617.37) | (19,664.52) | (5,882.96) | (14,533.97) | (7,208.32) | (37,410.92) | (16,319.13) | (26,980.00) | (32,449.35) | (30,979.09) | (49,276.54) |
| 474001 FINANCE CHARGES | - | - | - | - | - | - | - | - | - | - | - |
| 471300 MISC OPERATING REVENUE | (5,005.00) | (4,163.00) | (3,860.00) | (5,242.00) | (8,248.00) | (10,607.00) | (10,588.00) | (9,366.00) | (7,971.00) | (8,435.00) | (7,449.00) |
| 416000 JOBBING EXPENSE | 1,802.97 | 5,412.52 | 2,314.75 | 1,856.18 | 2,218.95 | 9,155.87 | 7,044.57 | 6,857.94 | 13,218.68 | 10,637.12 | 18,328.88 |
| 472600 LEASE INCOME | (1,040.45) | (1,040.45) | (1,040.45) | (1,071.66) | (1,071.66) | (1,071.66) | (1,071.66) | (1,071.66) | (1,071.66) | (1,071.66) | (1,071.66) |
| 474000 OTHER WATER REVENUE | (10,115.60) | (10,112.52) | (10,110.76) | (10,872.40) | (10,132.76) | (10,139.80) | (10,152.12) | (10,140.24) | (10,165.32) | (10,154.76) | (10,150.80) |
| | 23,975.45 | 29,567.97 | 18,579.42 | 29,863.85 | 24,441.79 | 50,073.51 | 31,086.34 | 40,699.96 | 38,438.65 | 40,003.39 | 49,619.12 |
| Total Revenues | 2,339,512.85 | 2,416,238.94 | 2,615,666.74 | 2,362,916.64 | 2,994,971.27 | 4,178,885.71 | 3,812,485.19 | 3,378,660.34 | 3,633,190.45 | 2,734,916.22 | 2,548,920.64 |
| Production Expenses | | | | | | | | | | | |
| 601100 OTHER PROD LABOR: CORE | 2,165.28 | 4,580.03 | 3,395.81 | 3,504.60 | 4,388.66 | 7,308.08 | 8,325.08 | 4,842.82 | 3,905.47 | 5,179.02 | 3,089.08 |
| 601101 OTHER PROD LABOR: COMM SYSTEMS | - | - | - | - | - | - | - | - | - | - | - |
| 601500 OTHER PROD LABOR:SRCE/SUPPLY | 2,129.14 | 1,362.32 | 1,873.21 | 2,433.05 | 1,953.33 | 3,063.86 | 2,657.03 | 1,780.10 | 1,772.77 | 2,704.58 | 2,295.54 |
| 602000 PURCH WATER: MILFORD-BARTLETT | 179.72 | 179.72 | 288.72 | 288.72 | 288.72 | 830.31 | (999.69) | (999.69) | (1,615.69) | (1,615.69) | (1,615.69) |
| 602400 PURCHASED WATER: DREW WOODS | 12,090.77 | 12,090.77 | 13,764.25 | 13,764.25 | 13,764.25 | 24,958.09 | - | 24,958.09 | 14,869.51 | 14,869.51 | 14,869.51 |
| 602500 PURCH WATER: GREATBROOK | 1,034.81 | 1,074.98 | 1,074.98 | 1,074.98 | 794.81 | 794.81 | (375.19) | (409.09) | (409.09) | (409.09) | (135.19) |
| 602502 PURCH WATER: LITTLE POND | 4,579.26 | 4,626.57 | 4,484.64 | 4,705.42 | 5,557.00 | 8,064.43 | 9,941.06 | 7,559.79 | 7,528.25 | 7,670.18 | 6,133.89 |
| 602550 PURCH WATER: SOUHEGAN WOODS | 176.58 | 575.35 | 176.58 | 176.58 | 4,351.81 | 1,451.03 | 1,451.03 | 1,957.93 | 1,244.71 | 1,244.71 | 273.25 |
| 602600 PURCH WATER: GREENFIELD | 5,277.58 | 5,277.58 | 5,277.58 | 15,320.08 | 15,320.08 | 15,320.08 | 20,816.05 | 19,432.67 | 29,479.46 | 17,761.73 | 9,170.53 |
| 602670 PURCH WATER: DONALD STREET | 4,834.64 | 4,472.84 | 4,472.84 | 4,834.64 | 7,608.44 | 13,759.04 | 19,668.44 | 13,879.64 | 14,000.24 | 12,311.84 | 6,593.58 |
| 602675 PURCH WATER:FEDERAL HL-MILFORD | 553.94 | 553.94 | 553.94 | 757.85 | 757.85 | 757.85 | 131.56 | 131.56 | 131.56 | (47.13) | 986.97 |
| 602680 PURCHASED WTR: ASHLEY COMMONS | 428.15 | 426.06 | 426.06 | 426.06 | 571.90 | 571.90 | 571.90 | 476.16 | 476.16 | 476.16 | 428.15 |
| 602900 PURCH WATER: FRANCOUER TRUCKS | - | - | - | - | 1,500.00 | 4,050.00 | - | - | - | - | - |
| 603100 OTHER PROD MATERIAL & EXPENSE | - | - | 184.86 | - | 708.55 | 160.44 | 53.69 | - | 140.94 | 74.59 | - |
| 603101 TRT PLANT: OFFICE SUPPLIES | 645.41 | 1,352.35 | 867.04 | 878.67 | 453.17 | 3,683.90 | (1,168.32) | 775.30 | 920.81 | 1,280.13 | 932.90 |
| 610200 SUPERINTENDENCE - WTP | 22,166.35 | 19,980.63 | 22,718.94 | 22,107.08 | 20,173.85 | 21,040.20 | 19,008.58 | 19,341.65 | 20,634.64 | 19,672.27 | 20,820.60 |
| 610300 OFFICE SALARIES & WAGES: WTP | 16,512.89 | 15,883.03 | 19,094.96 | 17,647.61 | 16,199.48 | 18,269.07 | 16,433.45 | 17,220.13 | 16,654.98 | 16,821.07 | 19,157.27 |
| 623100 POWER PURCHASED: TRT PLT ELEC | 43,604.93 | 35,380.50 | 46,888.47 | 49,357.31 | 61,406.01 | 67,944.95 | 88,359.69 | 77,971.17 | 45,412.62 | 53,755.98 | 51,411.03 |
| 623102 POWER PURCHASED: BT ELECTRIC | 469.02 | 386.95 | 406.10 | 404.03 | 320.43 | 292.90 | 279.78 | 265.44 | 160.71 | 151.53 | 253.13 |
| 623103 POWER PURCHASED: AVD ELECTRIC | 153.19 | 115.40 | 167.71 | 188.64 | 80.90 | 268.62 | 162.70 | 156.17 | 165.54 | - | 341.73 |
| 623110 POWER PURCHASED: ATHERTON COMM | 183.69 | 214.08 | 201.99 | 127.80 | 78.68 | 94.51 | 70.84 | 84.54 | 79.64 | 50.85 | 122.99 |
| 623112 POWER PURCHASED: RICHARDSON | - | - | - | - | - | - | - | - | - | - | - |
| 623113 POWER PURCHASED: HI-LO | 469.99 | 458.16 | 538.22 | 499.63 | 530.16 | 239.74 | 118.38 | 149.43 | 109.14 | 84.12 | 95.77 |
| 623114 POWER PURCHASED: TWIN RIDGE | 1,381.03 | 1,368.92 | 1,181.44 | 1,019.92 | 1,046.73 | 640.36 | 663.68 | 667.33 | 622.38 | 619.35 | 646.02 |
| 623115 POWER PURCHASED: DREW | 2,426.78 | 2,493.11 | 2,669.53 | 2,396.28 | 1,983.84 | 2,279.20 | 2,751.95 | 2,265.76 | 2,498.49 | 1,932.53 | 2,117.59 |

| | | | | | | | | | | | | |
|--------|--------------------------------|-----------|-----------|-----------|-----------|-----------|-----------|-----------|-----------|-----------|-----------|-----------|
| 623116 | POWER PURCHASED: GLENN RIDGE | 753.21 | 820.77 | 847.47 | 674.02 | 642.63 | 555.53 | 576.65 | 524.86 | 500.80 | 426.89 | 786.44 |
| 623117 | POWER PURCHASED: ASHLEY COMMON | - | - | - | - | - | - | - | - | - | - | - |
| 623118 | POWER PURCHASED: BEDFORD | - | - | - | - | - | - | - | - | - | - | - |
| 623119 | POWER PURCHASED: GREATBROOK | - | - | - | - | - | - | - | - | - | - | - |
| 623120 | POWER PURCHASED: MAPLE HAVEN | 848.42 | 805.99 | 923.83 | 871.71 | 699.53 | 574.24 | 523.20 | 505.08 | 504.29 | 464.58 | 607.37 |
| 623121 | POWER PURCHASED: GLENWDLANDS | 658.41 | 665.20 | 772.73 | 763.64 | 720.60 | 585.00 | 493.15 | 457.81 | 339.46 | 282.43 | 430.83 |
| 623122 | POWER PURCHASED: COUNTY RD-BDF | 1,494.55 | 1,445.32 | 1,449.42 | 1,655.58 | 1,266.39 | 841.26 | 1,308.60 | 768.60 | 883.31 | 701.52 | 1,030.54 |
| 623123 | POWER PURCHASED:BOWERS LANDING | 857.14 | 898.82 | 998.31 | 1,432.59 | 499.24 | 448.20 | 458.08 | 463.63 | 449.24 | 684.87 | 941.11 |
| 623124 | POWER PURCH: PILGRIM CR-NASHUA | 445.47 | 572.94 | 682.79 | 543.01 | 261.96 | 235.66 | 207.91 | 175.90 | 212.70 | 205.37 | 357.86 |
| 623200 | POWER PURCHASED: MERR RIVER | 22,874.99 | 24,442.62 | 25,222.19 | 26,145.22 | 30,070.71 | 51,355.63 | 43,795.08 | 11,876.38 | 9,739.53 | 23,701.10 | 17,025.17 |
| 623210 | POWER PURCHASED: SNOW STA GAS | 63.20 | 55.54 | 55.55 | 63.21 | 55.54 | 61.29 | 57.46 | 55.48 | 62.77 | 53.26 | 55.16 |
| 623211 | BOOSTER STAT: TIMB - ELECTRIC | 7,503.21 | 7,083.85 | 7,690.57 | 7,226.30 | 7,357.00 | 10,438.51 | 9,748.28 | 8,941.26 | 9,681.62 | 7,851.06 | 7,043.73 |
| 623212 | BOOSTER STAT: ARMORY-ELECTRIC | 1,205.78 | 962.04 | 1,034.88 | 920.24 | 796.07 | 822.59 | 904.25 | 934.56 | 903.81 | 656.24 | 595.20 |
| 623240 | POWER PURCHASED: FOUNDERS VIL | 891.19 | 1,010.15 | 996.77 | 953.35 | 898.58 | 1,176.70 | 937.23 | 935.73 | 732.26 | 169.30 | 347.78 |
| 623252 | BOOSTER STAT: BADGER HILL-ELEC | 2,075.44 | 2,328.47 | 2,019.76 | 2,129.81 | 2,336.72 | 2,366.81 | 2,123.75 | 1,545.87 | 1,719.38 | 1,492.22 | 1,646.16 |
| 623278 | BOOSTER STAT: BOWERS LAND:ELEC | - | - | - | - | - | - | - | - | - | - | - |
| 623350 | BOOSTER STAT: COBURN ELECTRIC | 923.33 | 950.50 | 973.70 | 1,237.01 | 1,256.18 | 1,460.69 | 1,292.76 | 1,324.49 | 1,320.19 | 1,338.41 | 1,450.89 |
| 623362 | BOOSTER STAT: CABOT PRES-ELEC | 508.82 | 613.53 | 650.25 | 528.69 | 902.85 | 756.06 | 702.45 | 645.47 | 549.23 | 370.51 | 357.23 |
| 623372 | BOOSTER STAT: VALLEFIELD-ELEC | 947.56 | 881.70 | 1,004.78 | 584.71 | 319.07 | 271.10 | 308.22 | 282.83 | 267.85 | 260.40 | 311.20 |
| 623403 | BOOSTER STAT: ENGLISH WDS-ELEC | 558.61 | 519.34 | 510.86 | 521.65 | 223.06 | 300.40 | 268.28 | 243.18 | 242.53 | 195.61 | 289.20 |
| 623428 | BOOSTER STAT:INDIAN RCK-ELECT | 347.91 | 441.74 | 464.49 | 340.91 | 151.37 | 200.76 | 169.86 | 166.74 | 151.39 | 120.80 | 242.40 |
| 623450 | BOOSTER STAT: PWDR HILL-ELEC | 1,318.03 | 1,484.80 | 1,560.85 | 1,561.38 | 829.30 | 4,078.04 | 2,170.99 | 2,126.98 | 1,796.89 | 1,305.43 | 962.23 |
| 623478 | BOOSTER STAT:FEDERAL HILL-ELEC | 789.32 | 940.11 | 791.69 | 608.46 | 878.50 | 432.33 | 385.97 | 344.93 | 343.51 | 296.59 | 524.29 |
| 623500 | BOOSTER STAT: PINE HILL-ELECT | 772.23 | 773.37 | 842.48 | 1,305.50 | 3,433.29 | 3,677.29 | 1,602.87 | 1,739.50 | 1,623.58 | 1,222.39 | 1,402.10 |
| 623550 | BOOSTER STAT: AUTUMN WDS-ELEC | 1,592.33 | 1,601.54 | 1,463.69 | 1,632.00 | 865.75 | 997.79 | 1,000.73 | 883.96 | 806.21 | 772.65 | 1,540.82 |
| 623653 | BOOSTER STAT:SOUHEGAN WDS-ELEC | 803.96 | 792.86 | 825.24 | 1,070.99 | 896.75 | 828.15 | 769.93 | 707.85 | 707.81 | 445.64 | 790.23 |
| 623672 | BOOSTER STAT: DONALD ST-ELEC | 1,457.64 | 1,492.17 | 1,749.44 | 1,615.77 | 2,375.61 | 3,083.21 | 2,702.35 | 2,115.40 | 1,818.88 | 1,396.49 | 1,187.03 |
| 623702 | BOOSTER STAT: ORCHARD-ELECTRIC | 601.50 | 585.65 | 624.95 | 510.16 | 391.34 | 309.61 | 304.69 | 346.12 | 381.82 | 345.42 | 423.36 |
| 623751 | BOOSTER STAT: SKY MEADOW-ELEC | 1,493.92 | 1,386.77 | 1,612.26 | 1,567.31 | 1,368.72 | 1,541.01 | 1,678.83 | 1,393.16 | 1,598.07 | 1,258.45 | 597.70 |
| 623772 | BOOSTER STAT: GREAT BAY - ELEC | 670.02 | 723.79 | 659.28 | 670.93 | 589.02 | 467.42 | 418.84 | 354.51 | 334.07 | 347.14 | 725.52 |
| 623810 | BOOSTER STAT: DUNSTABLE-ELEC | 1,437.97 | 1,491.08 | 1,559.93 | 1,264.62 | 1,164.84 | 4,987.98 | 4,711.20 | 4,000.67 | 4,199.90 | 1,748.12 | 1,355.52 |
| 623851 | BOOSTER STAT: KESSLER-ELECTRIC | 261.55 | 265.96 | 340.02 | 306.56 | 173.61 | 126.85 | 139.34 | 112.70 | 120.97 | 133.60 | 241.47 |
| 623861 | BOOSTER STAT: SHAKESPEAR -ELEC | 585.85 | 591.41 | 711.31 | 731.82 | 361.73 | 561.68 | 583.20 | 440.31 | 540.64 | 367.95 | 466.98 |
| 623892 | BOOSTER STAT: SWEET HILL-ELECT | 517.22 | 508.81 | 560.12 | 447.34 | 392.05 | 334.10 | 391.06 | 314.38 | 322.19 | 303.95 | 308.40 |
| 623962 | BOOSTER STAT: MILFORD ELECTRIC | 1,133.37 | 1,336.76 | 1,180.92 | 1,236.60 | 1,486.84 | 1,835.64 | 2,178.02 | 322.17 | 2,128.91 | 1,011.70 | 1,073.01 |
| 623971 | BOOSTER STAT: SOUHEGAN - ELEC | 753.98 | 786.59 | 773.11 | 825.79 | 873.78 | 1,342.71 | 1,163.04 | 379.68 | 1,360.21 | 670.44 | 725.56 |
| 623975 | BOOSTER STAT: PILGRIM HL-ELECT | 237.13 | 246.50 | 265.02 | 233.10 | 172.73 | 176.64 | 161.21 | 159.37 | 165.68 | 149.71 | 164.14 |
| 623976 | BOOSTER STAT:TARA HEIGHTS | 861.90 | 884.58 | 945.74 | 746.26 | 531.76 | 412.58 | 429.43 | 404.57 | 1,075.77 | 384.68 | 386.71 |
| 623990 | BOOSTER STAT: E STREET ELECT | 230.01 | 335.73 | 295.31 | 193.56 | 229.15 | 1,218.01 | 1,678.55 | 1,319.27 | 1,857.09 | 1,239.58 | 1,083.23 |
| 623999 | POWER PURCHASED: CONSULTING | 165.00 | 165.00 | 165.00 | 165.00 | 165.00 | 165.00 | 165.00 | 165.00 | 165.00 | 165.00 | 165.00 |
| 624100 | OPER LABOR: TREATMENT PLANT | 30,011.89 | 27,296.89 | 26,495.85 | 25,997.19 | 28,211.52 | 24,347.22 | 29,113.41 | 23,810.10 | 25,978.54 | 27,971.13 | 25,655.79 |
| 626100 | OPER EXP T PLANT: MAT & EXP | 518.53 | 1,327.69 | 1,180.84 | 1,283.42 | 857.94 | 1,090.08 | 1,265.03 | 1,001.31 | 272.77 | 2,377.25 | 899.94 |
| 626110 | OPER EXP T PLANT: GAS/OIL | 6,658.54 | 6,749.28 | 6,145.65 | 5,192.86 | 3,150.36 | 1,483.82 | 519.75 | 362.61 | 359.66 | 358.87 | 1,149.58 |
| 626120 | OPER EXP T PLANT: PHONE | 670.60 | 770.33 | 770.33 | 698.97 | 699.03 | 702.90 | 701.78 | 701.73 | 950.07 | 699.78 | 699.66 |
| 626122 | OPER EXP T PLANT: HOUSEKEEPING | 306.52 | - | 191.72 | 121.78 | - | 306.73 | 189.62 | 92.06 | 497.76 | - | 259.14 |
| 626130 | OPER EXP WTP: SMALL TOOLS | 644.53 | 4.49 | 153.82 | 2,290.47 | 121.97 | - | 56.94 | 499.90 | 407.71 | 300.97 | 286.30 |
| 626200 | OPER EXP SNOW STA: MAT & EXP | - | - | - | - | - | - | - | - | - | - | - |
| 626300 | OPER EXP MERR RIVER: MAT & EXP | - | - | - | - | - | - | - | - | - | - | - |
| 631100 | MAINT STRUCT:T PLANT/D&M/SNOW | 4,405.06 | 5,938.28 | 1,876.88 | 4,905.02 | 2,671.44 | 7,433.01 | 1,515.52 | 4,599.71 | 1,893.70 | 1,524.57 | 2,397.29 |
| 631101 | MAINT STRUCT:COMM SYS/BOOSTERS | 613.79 | 1,309.06 | 234.00 | 206.23 | - | 222.00 | 1,636.74 | - | - | - | 43.84 |
| 631102 | MAINT OF STRUCT: CORE BOOSTERS | - | 757.27 | - | - | 104.72 | - | 1,235.00 | - | - | - | - |
| 631200 | MAINT STRUCT: SNOW STATION | - | - | - | - | - | - | - | - | - | - | - |
| 631500 | MAINT STRUCT: SRCE/SUPPLY | 2,911.74 | 4,105.71 | 1,347.11 | 538.62 | - | 7,467.64 | 8,866.49 | 294.60 | 3,020.38 | 272.58 | 1,034.24 |
| 633100 | MAINT PUMP EQUIP:TREATMENT PLT | 5,445.30 | 1,757.40 | 915.80 | 3,319.54 | 5,474.93 | 2,508.38 | 979.40 | 350.26 | 1,725.64 | 467.02 | 169.00 |
| 633106 | MAINT PUMP EQUIP: CORE SYSTEMS | 327.06 | 474.40 | 75.00 | 3,059.73 | - | - | - | - | 161.86 | - | 1,676.90 |
| 633110 | MAINT OF PUMP EQUIP: COMM SYS | 1,820.00 | 5,798.93 | 2,643.45 | 489.01 | 100.00 | 556.47 | - | - | - | - | 2,016.90 |

| | | | | | | | | | | | | |
|--------|---|-------------------|-------------------|-------------------|-------------------|-------------------|-------------------|-------------------|-------------------|-------------------|-------------------|-------------------|
| 633140 | MAINT CORE BOOSTER STAT: PHONE | - | - | - | - | - | - | - | - | - | - | - |
| 633150 | MAINT COMM BOOSTER STAT:PHONE | - | - | - | - | - | - | - | - | - | - | - |
| 633155 | MAIN COM BOOST ST:GAS/OIL/PROP | - | - | - | 112.83 | - | - | - | - | 969.00 | 287.52 | (57.52) |
| 633160 | MAINT CORE BOOST:GAS/OIL/PROPN | 2,411.24 | 860.89 | 416.46 | 1,075.90 | 231.79 | 192.46 | 187.35 | 177.87 | 274.17 | 176.01 | 514.86 |
| 652300 | PWW-DUTY PAY (WTP) | 2,910.26 | 2,796.95 | 3,109.21 | 2,928.49 | 2,685.19 | 2,564.17 | 3,241.23 | 3,567.50 | 2,407.03 | 3,805.45 | 2,766.05 |
| 633198 | BOOST STAT GEN MAINT: COM SYS | 113.66 | - | 285.98 | 75.72 | 2,094.67 | 276.52 | 8,661.18 | 62.28 | 151,582.67 | 14,549.86 | 12,706.28 |
| 633199 | BOOSTER STATION GENERAL MAINT | 14,268.18 | 16,595.51 | 21,222.29 | 34,207.77 | 29,243.81 | 29,152.97 | 41,400.09 | 18,878.81 | (127,470.01) | 3,004.37 | 4,942.12 |
| 641110 | CHLORINE: TREATMENT PLANT | 3,212.63 | 3,073.56 | 3,019.42 | 2,379.16 | 3,706.58 | 4,895.59 | 4,528.30 | 5,981.18 | 4,578.78 | 3,822.16 | 3,615.97 |
| 641111 | CHLORINE: COMMUNITY SYSTEMS | - | - | - | - | - | - | - | - | - | - | - |
| 641120 | FERRIC CHLORIDE | 23,723.24 | 21,113.14 | 24,187.29 | 25,941.68 | 40,323.13 | 48,777.50 | 45,691.69 | 56,282.94 | 44,243.32 | 38,757.02 | 34,921.19 |
| 641130 | AMMONIUM SULFATE-COMM SYSTEMS | - | - | - | - | - | - | - | - | - | - | - |
| 641140 | POLYMERS | 787.60 | 787.60 | 1,082.95 | 886.05 | 1,673.65 | 1,969.00 | 1,476.75 | 1,969.00 | 1,575.20 | 1,476.75 | 1,181.40 |
| 641150 | CARBON DIOXIDE: GAS - CORE | - | - | - | - | - | - | - | - | 6,568.00 | 140.32 | - |
| 641160 | CORROSION INHIBITOR | 3,513.78 | 2,864.97 | 4,427.03 | 4,205.31 | 36.95 | 8,166.73 | 11,337.35 | 6,880.53 | 5,433.56 | 4,879.86 | 4,024.83 |
| 641161 | ZINC ORTHOPHOSPHATE-COMM SYS | - | - | - | - | - | - | - | - | - | - | - |
| 641165 | CHEMICALS: BON TERRAIN | - | - | - | - | - | - | - | - | - | - | - |
| 641170 | MISC TREATMENT CHEMICALS | 6,918.15 | - | - | - | - | - | - | - | 3,221.75 | - | - |
| 641190 | TKPP DRY | 420.84 | 1,442.88 | 1,586.56 | 1,840.41 | 2,792.34 | 3,300.04 | 2,747.12 | 3,194.32 | 2,683.23 | 2,363.80 | 2,111.26 |
| 641191 | ARSENIC MEDIA REPLACEMENT | - | - | - | - | - | - | - | - | - | - | 4,469.80 |
| 641201 | POLYPHOSPHATE: CORE | 262.50 | 390.00 | 262.50 | 300.00 | 262.50 | 393.75 | 468.75 | 281.25 | 337.50 | 262.50 | 318.75 |
| 641203 | POTASSIUM PERMAGATE | - | 137.38 | - | - | 1,099.04 | - | - | - | - | - | - |
| 641205 | SODIUM HYDROXIDE | 18,949.55 | 10,941.23 | 15,029.73 | 16,392.94 | 25,971.03 | 31,751.73 | 27,872.92 | 40,242.74 | 30,947.96 | 24,055.16 | 20,938.33 |
| 641206 | SALT | 325.20 | 1,030.10 | 569.39 | 368.50 | 670.53 | 561.19 | 678.46 | 519.31 | 502.56 | 1,055.38 | 427.18 |
| 641210 | SODIUM HEXAMETAPHOSPHATE | - | - | - | - | - | - | - | - | - | - | - |
| 641212 | POT ASH | 337.40 | 832.13 | 554.75 | 665.70 | 1,220.45 | 943.08 | 1,525.63 | 894.34 | 1,051.60 | 787.74 | 420.12 |
| 641220 | POLYPHOSPHATE-COMM SYSTEMS | - | - | - | - | - | - | - | - | - | - | - |
| 641221 | POTASSIUM PERMAGATE-COMM SYS | - | - | - | - | - | - | - | - | - | - | - |
| 641222 | SODIUM HYDROXIDE-COMM SYSTEMS | - | - | - | - | - | - | - | - | - | - | - |
| 641223 | SALT - COMMUNITY SYSTEMS | - | - | - | - | - | - | - | - | - | - | - |
| 641225 | POT ASH - COMMUNITY SYSTEMS | - | - | - | - | - | - | - | - | - | - | - |
| 642100 | PURIFICATION LABOR | 24,666.38 | 19,948.96 | 25,398.13 | 25,071.56 | 21,322.32 | 28,220.87 | 25,191.82 | 21,910.14 | 24,951.66 | 21,938.69 | 23,300.79 |
| 642160 | MAINT PURIF EUIP: CAUSTIC | - | - | - | - | - | - | - | - | - | - | - |
| 642200 | LABORATORY EXPENSE | 395.48 | 6,137.48 | 6,277.82 | 4,523.34 | 7,021.67 | 2,866.81 | 8,127.64 | 9,001.89 | 3,811.75 | 4,871.99 | 11,629.17 |
| 642201 | LABORTORY EXP-COMMUNITY SYSTEM | - | 1,012.88 | - | - | 1,259.48 | 466.49 | 92.64 | - | - | - | 118.79 |
| 642205 | LAB EXPENSE:OUTSIDE TEST-CORE | 7,082.84 | 6,153.00 | 6,559.00 | 6,954.00 | 4,806.60 | 9,169.16 | 7,856.76 | 12,275.11 | 10,213.95 | 8,499.04 | 11,170.64 |
| 642210 | LAB EXP: OUTSIDE TEST-COMM SYS | 4,670.20 | 873.68 | 1,625.40 | 4,659.20 | 1,628.40 | 1,926.40 | 5,308.20 | 8,761.00 | 2,886.40 | 1,907.80 | 3,143.58 |
| 643000 | WTP - NON-UNION VEHICLES | 829.68 | 176.73 | 2,595.51 | 1,004.09 | 769.11 | 1,003.61 | - | 4,027.34 | 144.60 | 670.71 | - |
| 643001 | WTP - UNION TRUCKS | 4,764.15 | 3,802.40 | 1,458.02 | 1,311.69 | 2,697.81 | 3,707.80 | 4,426.66 | 3,391.19 | 1,950.82 | 4,361.18 | 1,223.19 |
| 643002 | WTP - FUEL PURCHASED | 6,099.79 | 7,815.83 | 7,429.85 | 8,313.06 | 7,792.75 | 9,116.25 | 8,823.00 | 8,250.70 | 8,600.67 | 8,469.36 | 9,393.47 |
| 643004 | TRANSPORTATION EXP:CREDITS WTP | (21,048.50) | (24,249.75) | (31,226.00) | (32,906.25) | (31,616.00) | (39,195.75) | (32,916.00) | (30,977.50) | (28,184.00) | (19,110.00) | (15,450.50) |
| 643005 | WTP-VEH REGISTRATION:NON-UNION | - | - | - | - | - | - | - | - | 1,021.00 | - | - |
| 643006 | WTP-VEH REGISTRATION: UNION | 588.40 | 5,867.65 | (1,288.82) | 886.14 | 5,706.13 | - | - | - | 7,972.31 | 4,285.73 | 1,130.51 |
| 643007 | WTP-VEH REGISTRAT: TRAILERS | - | - | - | - | - | 72.00 | - | - | 177.00 | - | - |
| 643008 | WTP: TRAILERS | - | 560.50 | - | - | - | - | - | 104.39 | - | - | - |
| 652100 | MAINT PURIF EQU: TREAT PLANT | 113.82 | - | - | - | - | - | - | - | - | - | - |
| 652200 | MAINT PROC EQU: TRT PLANT | 6,191.21 | 2,501.49 | 7,550.56 | 3,829.60 | 3,453.93 | 2,271.33 | 7,972.94 | 18,191.23 | 10,445.58 | 8,368.62 | 6,503.85 |
| 652201 | MAINT PROC EQ: TP SLUDGE REMOV | 23,996.02 | 22,676.57 | 42,736.88 | 29,094.03 | 48,886.60 | 56,117.74 | 46,410.64 | 50,697.70 | 44,331.03 | 37,959.82 | 44,841.95 |
| 652220 | MAINT OF PROC EQ: SCADA & OTHR | 2,167.57 | 1,700.33 | 933.41 | 1,401.66 | 610.07 | 3,599.80 | 4,036.89 | 3,676.26 | 1,261.81 | 1,796.86 | 1,170.92 |
| 652221 | MAINT PROC EQUIP:SCADA-COM SYS | 1,089.60 | 978.25 | 510.19 | 1,651.68 | 4,627.04 | 1,055.48 | 1,451.84 | 894.06 | 2,317.54 | 1,198.38 | 510.19 |
| 926610 | TRAINING EDUCATIONAL SEMINARS | 905.52 | 4,315.42 | 5,729.74 | 4,140.43 | 909.60 | 1,805.28 | 90.76 | 466.98 | 3,133.04 | 3,550.32 | 587.41 |
| 926700 | VAC,HOL, BOOT ALLOW-TRT PLT | 15,991.31 | 24,120.18 | 12,357.38 | 15,444.57 | 15,635.57 | 14,609.10 | 29,095.96 | 28,385.98 | 20,699.39 | 22,987.75 | 49,595.42 |
| | | 391,094.58 | 377,292.96 | 400,363.66 | 420,060.10 | 474,390.57 | 570,745.19 | 587,298.40 | 549,686.12 | 488,299.76 | 452,280.06 | 464,088.80 |
| | Transmission & Distribution Expenses | | | | | | | | | | | |
| 660000 | SUPERINTENDENCE: OPERATIONS | 26,286.18 | 23,187.83 | 26,993.32 | 25,675.90 | 23,206.48 | 23,830.00 | 24,289.30 | 22,345.07 | 24,943.66 | 22,838.25 | 25,318.13 |
| 660300 | OFFICE SALARIES & WAGES: OPS | 18,911.00 | 16,615.99 | 19,515.12 | 19,628.38 | 16,217.00 | 19,430.60 | 19,029.08 | 18,227.27 | 17,884.63 | 18,422.58 | 18,564.59 |
| 662003 | MISC GEN EXPENSE/OPERATIONS | 6,584.20 | 9,713.45 | 7,207.89 | 929.12 | 4,156.92 | 1,130.53 | 5,573.78 | 4,984.50 | 4,743.28 | 6,849.41 | 6,300.52 |

| | | | | | | | | | | | | |
|--------|--------------------------------|-------------|-------------|-------------|-------------|-------------|-------------|-------------|-------------|-------------|-------------|-------------|
| 662004 | MISC T&D MATERIALS & SUPPLIES | 226.12 | 459.34 | - | 3,006.15 | 469.09 | (73.79) | 286.23 | 272.11 | 178.55 | 252.17 | 598.19 |
| 662005 | MISC GEN EXP: OPS DOT PHYSICAL | 753.48 | 491.00 | 305.25 | 213.87 | 502.10 | (40.10) | 924.85 | 126.00 | 1,397.59 | 1,387.67 | 155.29 |
| 662006 | TRAINING UNION | 1,172.68 | 5,873.42 | 12,874.93 | 6,666.76 | 1,139.79 | 520.38 | 824.76 | 2,164.37 | 3,405.28 | 5,702.78 | 5,768.04 |
| 663100 | METER OPERATING LABOR & EXP | 12,429.07 | 16,066.47 | 16,761.36 | 15,560.59 | 12,959.27 | 10,103.27 | 7,820.38 | 16,014.28 | 7,770.73 | 11,402.80 | 11,529.45 |
| 663101 | MOLE: METER REMOVAL | 571.65 | 112.35 | 784.06 | 5,239.08 | 1,831.08 | 770.41 | 203.22 | 344.85 | 574.75 | 2,888.15 | 4,216.30 |
| 663102 | MOLE: DPAC | - | - | - | - | - | - | - | - | - | - | - |
| 663200 | METER OPER LABOR & EXP-COM SYS | - | - | - | - | - | - | - | - | - | - | - |
| 663201 | MOLE:METER REMOVAL-COMM SYSTEM | - | - | - | - | - | - | - | - | - | - | - |
| 664200 | OTHER EXPENSE ON CUST PREMISIS | 1,627.30 | 798.11 | 928.48 | 1,800.47 | 717.31 | 2,164.01 | 149.11 | 1,249.80 | 1,395.25 | 1,120.34 | 253.89 |
| 664201 | OTHER EXP ON CUST PREM-COM SYS | - | - | - | - | - | - | - | - | - | - | - |
| 665000 | STORES EXPENSE | 3,423.75 | 4,839.15 | 4,993.95 | 4,920.72 | 4,334.92 | 3,661.25 | 4,305.63 | 5,096.47 | 3,983.44 | 6,775.84 | 9,083.50 |
| 665087 | TRANS/EXP CONST/MAINT VEH #87 | - | - | - | - | - | - | - | - | - | - | - |
| 665100 | SMALL TOOLS EXPENSE | 939.51 | 1,402.82 | 644.39 | 1,359.87 | 419.59 | 1,156.72 | 3,859.69 | 5,459.95 | 2,014.75 | 1,437.96 | 588.60 |
| 665101 | OPS - UNION TRUCKS | 4,785.10 | 4,300.79 | 16,980.00 | 1,879.24 | 5,815.48 | 11,529.92 | 6,801.43 | 12,188.09 | 7,025.30 | 3,348.21 | 8,113.22 |
| 665102 | OPS - NON-UNION VEHICLES | - | - | - | - | 180.75 | 5,189.07 | - | 1,023.24 | - | - | - |
| 665103 | OPS - BOOM TRUCK | - | - | - | - | - | - | - | - | 196.15 | - | - |
| 665104 | OPS - BACKHOES | 1,765.17 | 859.88 | 3,246.48 | 186.49 | 7,141.09 | 102.18 | 1,465.87 | 91.60 | 6,508.16 | 417.72 | - |
| 665105 | OPS - DUMP TRUCKS | 1,417.17 | 2,253.55 | 3,230.48 | 106.45 | 171.18 | 847.50 | 3,167.91 | 4,718.13 | 8,367.70 | 2,143.87 | 14,005.92 |
| 665106 | NORTH COUNTRY - UNION TRUCKS | - | - | - | - | - | - | - | - | - | - | - |
| 665107 | NORTH COUNTRY - NON-UNION VEH | - | - | - | - | - | - | - | - | - | - | - |
| 665108 | OPS - TRAILERS | 104.43 | 2,709.42 | 407.69 | 3,429.84 | 353.46 | 2,394.45 | - | - | - | 295.89 | 104.44 |
| 665110 | OPS-VEH REGISTRAT:NON-UNION VE | - | - | - | - | - | - | - | - | 309.40 | - | - |
| 665111 | OPS-VEH REGISTRAT:UNION TRUCKS | - | - | - | - | - | - | 1,705.00 | - | 11,784.56 | - | - |
| 665112 | OPS-VEH REGISTRAT: BOOM TRUCK | - | - | - | - | - | - | - | - | 419.88 | - | - |
| 665113 | OPS-VEH REGISTRAT: BACKHOES | - | - | - | - | - | - | - | - | 266.00 | - | - |
| 665114 | OPS-VEH REGISTRAT: DUMP TRUCKS | - | - | - | - | - | - | - | - | 4,237.60 | - | - |
| 665115 | OPS-VEH REGISTRAT:NC-NON-UNION | - | - | - | - | - | - | - | - | - | - | - |
| 665116 | OPS-VEH REGISTRAT: NC-UNION | - | - | - | - | - | - | - | - | 1,651.56 | 881.80 | - |
| 665117 | OPS-VEH REGISTRAT: TRAILERS | (454.00) | - | - | - | - | - | - | - | 1,798.60 | - | - |
| 665118 | OPS-VEH REGISTRATION:COMPRESS | - | - | - | - | - | - | - | - | 103.00 | - | - |
| 665119 | OPS: REGISTRATION-NC TRAILERS | - | - | - | - | - | - | - | - | 187.00 | - | - |
| 665200 | TRANS/EXP PAC MAINT VEH #200 | - | - | - | - | - | - | - | - | - | - | - |
| 665201 | TRANS/EXP PAC VEHCILE #201 | - | - | - | - | - | - | - | - | - | - | - |
| 665250 | TRANS/EXP: MISCELLANEOUS | 10,951.92 | 11,510.49 | 1,586.44 | 6,219.40 | 8,955.85 | 6,044.11 | 6,087.96 | 12,274.81 | 3,595.09 | 6,652.95 | 3,611.09 |
| 665400 | FUEL PURCHASED: GAS/DIESEL | 6,524.54 | 10,428.80 | 8,293.60 | 10,497.29 | 9,481.31 | 11,082.97 | 9,806.54 | 10,237.34 | 10,943.19 | 10,214.41 | 11,730.34 |
| 665410 | MOTOR OIL | - | - | - | - | - | - | - | - | - | - | - |
| 665480 | VACTOR MACHINE | - | - | - | - | - | - | - | - | - | - | - |
| 665500 | COMPRESSOR EXPENSE | - | - | 212.88 | 87.03 | - | 226.56 | - | - | - | 346.93 | - |
| 665700 | TRANS/EXP: CREDITS | - | - | - | - | - | - | - | - | - | - | - |
| 665701 | TRANS/EXP TRUCK (CREDIT) | (29,698.00) | (41,648.25) | (39,609.50) | (54,887.00) | (47,396.25) | (54,906.25) | (44,383.50) | (49,405.25) | (48,535.25) | (57,055.75) | (50,943.25) |
| 665702 | TRANS/EXP BACKHOE (CREDIT) | (2,525.25) | (5,050.50) | (3,366.75) | (2,554.50) | (1,809.00) | (3,696.75) | (2,715.00) | (3,356.25) | (3,416.25) | (2,973.75) | (3,277.50) |
| 665703 | TRANS/EXP COMPRESSOR (CREDIT) | - | (342.00) | (598.50) | (327.75) | (2,565.00) | (2,408.25) | (2,679.00) | (3,363.00) | (4,930.50) | (3,705.00) | (712.50) |
| 665999 | INVENTORY ADJUSTMENT | - | - | - | (56.68) | (37.20) | - | (1,099.04) | - | - | - | - |
| 662007 | EMPLOYEE RELATIONS | 772.63 | 532.61 | 1,134.82 | 51.88 | 773.77 | 1,792.68 | 886.66 | 1,013.84 | 1,873.60 | 2,867.62 | 2,527.08 |
| 673001 | MAINT MAINS: REPAIRS | 21,662.18 | 43,354.98 | 2,557.07 | 1,555.63 | 9,461.04 | 21,048.44 | 6,380.37 | 82,206.54 | 7,280.10 | 81,765.93 | 7,800.51 |
| 673002 | MAINT MAINS: GATE PROGRAM | 17,627.86 | 13,026.21 | 15,158.90 | 39,113.19 | 81,623.66 | 62,065.63 | 40,896.54 | 24,043.91 | 35,929.68 | 53,267.11 | 14,010.00 |
| 673003 | MAINT MAINS: FLUSHING LN | 1,527.05 | 1,648.96 | 9,577.03 | 49,586.82 | 51,390.48 | 5,945.89 | 1,610.69 | 1,796.78 | 3,919.64 | 7,331.08 | 2,224.93 |
| 673004 | MAINT GATES: INSPECTION | 3,834.18 | 11,335.36 | 18,167.28 | 3,166.65 | 171.74 | 14,125.13 | 7,286.11 | 8,141.39 | 569.58 | 401.04 | 7,949.11 |
| 673005 | MAINT GATES: INSPECTION | - | 77.36 | - | - | - | - | - | - | - | - | - |
| 673010 | MAINT MAINS:REPAIRS-COMM SYS | - | - | - | - | - | - | - | - | - | - | - |
| 673012 | MAINT MAINS:GATE PROG-COMM SYS | - | - | - | - | - | - | - | - | - | - | - |
| 673013 | MAINT MAINS:FLUSHING-COMM SYS | - | - | - | - | - | - | - | - | - | - | - |
| 673111 | UNION LABOR: CLEARING | 31,183.22 | (18,394.09) | 2,846.48 | 2,430.77 | (176.23) | 11,771.80 | (1,988.64) | (9,559.98) | 12,868.62 | (12,045.75) | 6,214.57 |
| 673140 | MAINT GATES-INSPECTIONS-COMSYS | - | - | - | - | - | - | - | - | - | - | - |
| 673222 | CONTRACTOR: CLEARING | 12,075.47 | (9,615.69) | 11,819.57 | 7,171.79 | (12,162.65) | (7,552.08) | 7,043.16 | (3,897.42) | 9,635.01 | 2,966.12 | (21,210.56) |
| 673900 | MAINT OF MAINS: W HOLLIS PRV | 16.21 | 16.21 | 16.21 | 16.21 | 16.21 | 16.21 | 16.21 | 16.21 | 16.37 | 16.21 | 16.21 |

| | | | | | | | | | | | | |
|--------|--|-------------------|-------------------|-------------------|-------------------|-------------------|-------------------|-------------------|-------------------|-------------------|-------------------|-------------------|
| 675000 | MAINTENANCE: SERVICES | 33,462.70 | 48,952.24 | 30,668.76 | 27,632.43 | 34,285.93 | 37,034.77 | 43,058.17 | 38,687.99 | 29,707.55 | 92,933.53 | 34,990.58 |
| 675001 | MAINT: SERVICES - COMM SYSTEMS | - | - | - | - | - | - | - | - | - | - | - |
| 676000 | MAINTENANCE: METERS | 704.09 | 581.34 | 199.91 | 833.64 | 4,953.46 | 6,069.36 | 483.78 | 1,623.70 | 4,529.05 | 3,214.84 | 1,967.56 |
| 676001 | MAINT: METERS - COMM SYSTEMS | - | - | - | - | - | - | - | - | - | - | - |
| 677000 | MAINTENANCE: HYDRANTS | - | - | - | - | - | - | - | - | - | - | - |
| 677001 | MAINTENANCE: HYDRANTS-REPAIRS | 9,118.68 | 14,240.39 | 5,972.89 | 2,721.51 | 7,565.27 | 16,162.83 | 6,265.59 | 7,741.02 | 14,191.30 | 7,207.48 | 14,705.82 |
| 677002 | MAINTENANCE: HYDRANTS-PAINTING | - | - | - | 298.66 | 1,901.42 | 10,736.79 | 9,528.00 | 2,800.00 | - | - | - |
| 677003 | MAINTENANCE: HYDRANTS-INSPECTN | 10,818.50 | 4,339.62 | 300.50 | 69.62 | - | 1,392.07 | 2,994.10 | 9,986.57 | 20,981.45 | 18,273.97 | 3,358.80 |
| 677011 | MAINT: HYDRANTS-COMM SYSTEMS | - | - | - | - | - | - | - | - | - | - | - |
| 677012 | MAINT HYDRANTS:PAINT-COMM SYS | - | - | - | - | - | - | - | - | - | - | - |
| 662100 | PWW-DUTY PAY (WTP) | 3,469.35 | 3,391.90 | 3,478.03 | 3,419.75 | 3,070.46 | 2,860.45 | 3,462.03 | 4,072.24 | 2,802.81 | 4,343.70 | 3,186.28 |
| 677013 | MAINT HYDRANTS:INSPECT-COM SYS | - | - | - | - | - | - | - | - | - | - | - |
| 678000 | MONITOR CONTRACTORS MARKING | 8,804.80 | 12,290.97 | 12,834.85 | 15,303.58 | 10,924.71 | 12,088.90 | 13,400.74 | 12,861.36 | 18,761.56 | 18,060.40 | 10,124.55 |
| 678001 | MONITOR CONTR MARKING-COMM SYS | - | - | - | - | - | - | - | - | - | - | - |
| 678950 | MAINT: MISC GENERAL EQUIPMENT | 963.15 | 1,083.28 | 159.77 | 1,404.76 | (134.43) | 130.70 | 1,287.71 | (1,055.56) | 390.92 | (22.76) | 9,332.33 |
| 921200 | RENTAL EXP PARKING: WILL ST | - | - | - | - | - | - | - | - | - | - | - |
| 921300 | OFFICE SUPPLY & EXP- WILL ST | 1,788.08 | 1,838.20 | 2,432.88 | 2,065.33 | 970.20 | 1,144.13 | 2,198.88 | 1,629.24 | 5,213.30 | 3,428.35 | 1,673.09 |
| 921310 | OFFICE EXPENSE: WILL ST-GAS | 2,793.37 | 2,856.44 | 775.15 | 2,011.24 | 310.20 | 202.40 | 183.97 | 170.57 | 225.68 | 201.80 | 482.86 |
| 921320 | OFFICE EXPENSE: WILL ST-ELECT | 3,367.42 | 3,941.28 | 3,379.38 | 2,782.07 | 2,372.33 | 2,759.51 | 3,086.48 | 2,995.34 | 2,635.28 | 2,235.11 | 2,749.98 |
| 921330 | OFFICE EXPENSE: WILL ST-PHONE | 3,528.94 | 2,263.33 | 2,296.44 | 2,787.68 | 3,536.01 | 2,839.47 | 2,715.24 | 2,675.27 | 2,734.73 | 2,813.93 | 2,763.01 |
| 926002 | EMP BENEFIT-BOOTS,VAC,HOL-OPS | 37,436.21 | 34,611.51 | 26,618.62 | 18,575.41 | 28,906.50 | 32,484.28 | 54,691.47 | 35,894.89 | 44,726.37 | 40,978.30 | 60,566.52 |
| 950120 | MAINTENANCE: GARAGE | 6,942.20 | 14,951.44 | 13,138.51 | 10,110.15 | 8,654.46 | 9,441.30 | 11,918.27 | 10,336.88 | 9,810.96 | 11,168.15 | 8,913.97 |
| 950130 | MAINTENANCE: METER SHOP | - | - | - | - | - | - | - | - | - | - | - |
| | | 277,692.31 | 251,905.96 | 244,924.62 | 242,689.49 | 284,659.76 | 283,619.45 | 262,829.73 | 294,874.16 | 297,606.66 | 381,051.39 | 239,355.46 |
| | Engineering Expense | | | | | | | | | | | |
| 660001 | ENGINEERING VEHICLES | 4,205.47 | 1,164.91 | 180.75 | 2,818.64 | 784.62 | 611.87 | 569.70 | 963.83 | 2,581.44 | 193.47 | 750.76 |
| 660002 | ENGINEERING - FUEL PURCHASED | 1,045.44 | 1,113.71 | 1,187.50 | 1,312.38 | 1,164.26 | 2,312.26 | 2,351.21 | 2,315.88 | 1,730.66 | 1,763.32 | 1,816.35 |
| 660003 | ENGINEERING-VEH REGISTRATION | - | - | - | - | - | - | - | - | 3,472.80 | - | - |
| 660200 | SALARIES & WAGES - ENGINEERING | 124,673.08 | 109,661.17 | 123,672.76 | 120,268.89 | 113,273.43 | 136,592.76 | 129,083.53 | 121,547.14 | 120,087.02 | 118,414.92 | 120,108.77 |
| 922000 | MISC EXP: TRNSF-CR (OVERHEAD) | (36,520.77) | (32,163.36) | (49,060.90) | (48,427.84) | (49,706.45) | (44,905.09) | (46,208.79) | (53,276.10) | (44,645.60) | (49,531.20) | (50,387.03) |
| 662001 | ENGINEERING DEPT: EXPENSE | 1,956.35 | 506.92 | 137.86 | 2,050.77 | 3,622.51 | 2,161.92 | 4,956.54 | 2,667.57 | 476.09 | 1,542.30 | 10,755.17 |
| | | 95,359.57 | 80,283.35 | 76,117.97 | 78,022.84 | 69,138.37 | 96,773.72 | 90,752.19 | 74,218.32 | 83,702.41 | 72,382.81 | 83,044.02 |
| | Customer Accounts & Collection Expenses | | | | | | | | | | | |
| 902000 | CUSTOMER ORDS: COLLECTIONS | - | - | - | - | - | - | - | - | - | - | - |
| 903000 | CUSTOMER ORDS: COLLECTIONS | - | - | - | 3,945.25 | 4,720.77 | 3,690.66 | 1,757.18 | 3,139.59 | 2,275.04 | - | - |
| 902001 | METER READING | 2,096.32 | 1,318.32 | 1,058.05 | 1,810.01 | 1,621.02 | 1,184.10 | 2,060.01 | 1,922.72 | 980.54 | 3,377.86 | 3,178.89 |
| 902002 | WATER BAN: COMMUNITY SYSTEMS | - | - | - | - | - | - | - | - | - | - | - |
| 902003 | EMPLOY BENEF-BOOTS/VACA/HOL-CS | - | - | - | - | - | - | - | - | - | - | - |
| 902004 | SICK - CUST SERVICE - UNION | - | - | - | - | - | - | - | - | - | - | - |
| 903004 | SICK - CUST SERVICE - UNION | - | - | - | - | - | - | - | - | - | - | - |
| 902010 | CUST ORDS:COLLECTIONS-COM SYS | - | - | - | - | - | - | - | - | - | - | - |
| 902011 | METER READING: COMM SYSTEMS | - | - | - | - | - | - | - | - | - | - | - |
| 902096 | METER READING-EXCEPT: COMM SYS | - | - | - | - | - | - | - | - | - | - | - |
| 902097 | METER READING-TRANSF: COMM SYS | - | - | - | - | - | - | - | - | - | - | - |
| 902098 | METER READING: TRANSFERS | 2,897.02 | 2,326.38 | 3,147.03 | 3,418.82 | 2,807.93 | 3,457.70 | 2,863.52 | 3,718.86 | 3,845.90 | 3,554.92 | 2,907.52 |
| 902099 | METER READING: EXCEPTIONS | 2,090.33 | 924.64 | 1,256.49 | 1,839.57 | 1,603.27 | 928.85 | 1,799.58 | 1,863.05 | 1,395.80 | 1,219.20 | 881.64 |
| 902100 | BILLING & ACCOUNTING | - | - | - | - | - | - | - | - | - | - | - |
| 903100 | BILLING & ACCOUNTING | 24,239.80 | 26,274.28 | 9,937.89 | 45,273.12 | 9,723.39 | 28,691.49 | 45,769.81 | 15,490.69 | 45,787.75 | 27,432.72 | 28,371.86 |
| 921140 | COURIER & EXPRESS MAIL EXPENSE | - | - | - | - | - | - | - | - | - | - | - |
| 930200 | PUBLIC RELATIONS | - | 73.95 | 1.08 | 1,642.46 | (530.03) | 26.10 | - | 120.36 | 2,671.15 | 446.21 | 6.89 |
| 902400 | WATER BAN | - | - | - | - | - | 467.94 | - | - | - | - | - |
| 920001 | WAGES: REVENUE & CUSTOMER OPER | 102,372.14 | 88,908.74 | 100,829.03 | 99,385.38 | 89,819.65 | 99,735.35 | 96,986.08 | 98,138.76 | 112,219.80 | 107,346.74 | 114,464.64 |
| 903003 | EMPLOYEE BENEFITS:BOOTS/VACATION | - | - | - | - | - | - | - | - | - | - | - |
| 904000 | UNCOLLECTABLE ACCOUNTS | 5,440.26 | 710.99 | 5,223.96 | - | 6,502.27 | 1,228.38 | 2,528.55 | 3,658.78 | 6,790.53 | 3,060.06 | 2,080.76 |
| | | 139,135.87 | 120,537.30 | 121,453.53 | 157,314.61 | 116,268.27 | 139,410.57 | 153,764.73 | 128,052.81 | 175,966.51 | 146,437.71 | 151,892.20 |
| | Administrative and General Expense | | | | | | | | | | | |

| | | | | | | | | | | | | |
|--------|-----------------------------------|-------------|-------------|-------------|--------------|-------------|--------------|-------------|-------------|-------------|-------------|-------------|
| 920000 | SALARIES & WAGES - ADMIN | 17,565.06 | 14,853.16 | 18,757.98 | 19,009.81 | 16,527.80 | 19,298.29 | 17,913.03 | 14,667.73 | 11,843.10 | 15,782.01 | 16,809.83 |
| 920001 | WAGES: REVENUE & CUSTOMER OPER | - | - | - | - | - | - | - | - | - | - | - |
| 920002 | SALARIES & WAGES: ACCOUNTING | 62,628.55 | 55,788.12 | 65,988.71 | 62,946.26 | 55,727.30 | 63,261.02 | 62,423.14 | 58,180.58 | 62,291.22 | 56,522.29 | 60,047.52 |
| 920003 | SALARIES & WAGES: IS | - | - | - | - | - | - | - | - | - | - | - |
| 920004 | SALARIES & WAGES: PWS | 8,812.74 | 7,869.53 | 9,125.87 | 8,860.90 | 7,662.98 | 7,896.99 | 8,235.76 | 8,101.80 | 8,682.29 | 7,949.37 | 8,534.15 |
| 920005 | SALARIES & WAGES: PWS ADMIN | - | - | - | - | - | - | - | - | - | - | - |
| 920100 | OFFICERS SALARIES & WAGES | 47,645.88 | 42,177.98 | 43,407.87 | 45,497.12 | 39,276.07 | 45,966.22 | 45,446.96 | 44,105.46 | 41,500.20 | 45,124.01 | 48,073.79 |
| 920200 | OFFICER'S SALARIES TRXF OUT | - | - | - | - | - | - | - | - | - | - | - |
| 921000 | OFFICE SUPPLIES & EXPENSE | 3,845.31 | 1,439.89 | 1,296.88 | 3,488.53 | 1,734.98 | 2,038.40 | 4,889.21 | 5,074.99 | 3,703.71 | 3,137.39 | 1,178.11 |
| 921001 | TRANS/EXP MAIN OFFICE - VEH #1 | - | - | - | - | - | - | - | - | - | - | - |
| 921002 | SENIOR MANAGEMENT VEHICLES | 25.25 | 1,660.89 | 25.25 | 25.25 | 30.30 | 30.30 | - | 30.30 | - | - | - |
| 921003 | SENIOR MGMT - FUEL PURCHASED | 141.45 | 191.52 | 106.65 | 140.65 | 146.72 | 249.99 | 415.00 | 303.62 | 153.64 | 121.12 | 144.55 |
| 921004 | SENIOR MGMT-VEH REGISTRATION | - | - | - | - | - | - | - | - | - | - | - |
| 921130 | OFFICE EQUIP: RENTAL/LEASE EXP | 5,029.40 | 3,688.71 | 4,520.78 | 5,309.05 | 3,843.56 | 4,488.53 | 3,919.54 | 6,349.93 | 3,882.20 | 5,527.26 | 3,882.20 |
| 921131 | VEHICLE LEASES | - | - | - | - | - | - | - | - | - | - | - |
| 921133 | IT VEHICLE EXPENSE-FUEL | - | - | - | - | - | - | - | - | - | - | - |
| 921134 | IT VEHICLE EXPENSE-REGISTRATION | - | - | - | - | - | - | - | - | - | - | - |
| 921132 | IT VEHICLE EXPENSE | - | - | - | - | - | - | - | - | - | - | - |
| 921140 | COURIER & EXPRESS MAIL EXPENSE | - | - | - | - | - | - | - | - | - | - | - |
| 921150 | RENTAL EXPENSE: HECOP III | 27,500.00 | 27,500.00 | 27,500.00 | 27,500.00 | 27,500.00 | 27,500.00 | 27,500.00 | 27,500.00 | 27,500.00 | 27,500.00 | 27,500.00 |
| 921160 | OFFICE EXP: MANCHESTR ST-PHONE | - | - | - | - | - | - | - | - | - | - | - |
| 921170 | OFFICE EXPENSE: MANCH ST ELECT | - | - | - | - | - | - | - | - | - | - | - |
| 921180 | OFFICE EXPENSE: NASHUA ELECTRIC | 4,608.40 | 3,786.88 | 3,909.07 | 4,002.04 | 3,531.31 | 4,700.62 | 5,171.62 | 4,429.29 | 4,943.77 | 3,816.77 | 3,806.04 |
| 921190 | OFFICE EXPENSE: NASHUA OTHER UTIL | 2,247.46 | 2,634.49 | 2,173.94 | 1,807.82 | 1,033.01 | 808.25 | 412.86 | 402.07 | 422.46 | 373.28 | 327.33 |
| 922000 | MISC EXP: TRNSF-CR (OVERHEAD) | (70.06) | (1,563.45) | (1,208.18) | (1,403.99) | (1,719.13) | (1,420.02) | (622.24) | (508.60) | (1,236.74) | (937.38) | (730.10) |
| 922200 | LABOR: OVERHEAD | (60,925.36) | (70,105.18) | (91,749.21) | (100,505.26) | (82,912.91) | (100,893.60) | (85,037.55) | (91,456.74) | (83,504.53) | (79,760.34) | (74,495.97) |
| 923000 | OUTSIDE SERVICES | 20,989.16 | 25,294.33 | 25,439.12 | 36,223.13 | 30,977.76 | 24,723.63 | 40,371.15 | 19,502.07 | 32,659.48 | 18,291.58 | 53,850.12 |
| 924000 | INSURANCE EXPENSE | 52,126.41 | 53,716.59 | (23,063.08) | 47,603.32 | 51,586.28 | 51,502.99 | 51,586.32 | 51,593.24 | 54,077.60 | 51,402.94 | 51,402.94 |
| 926001 | OFFICER'S LIFE INSURANCE | 525.21 | 560.19 | 542.73 | 542.73 | 542.73 | 542.73 | 542.73 | 542.73 | 542.77 | 542.73 | 542.73 |
| 926100 | SICKNESS & FUNERAL PAY | - | - | - | - | - | - | - | - | - | - | - |
| 926200 | PENSION- DB PLAN | 165,840.08 | 165,840.08 | 165,840.08 | 165,840.08 | 165,840.08 | 165,840.08 | 165,840.08 | 165,840.08 | 165,840.08 | 165,840.08 | 165,840.08 |
| 926250 | GROUP PENSION: 401K | 27,743.92 | 22,217.67 | 21,670.69 | 27,919.76 | 22,717.86 | 25,193.84 | 29,451.81 | 23,065.27 | 22,611.27 | 28,469.90 | 23,326.12 |
| 926255 | EARLY RETIREE HEALTH EXPENSE | - | - | - | - | - | - | - | - | - | - | - |
| 926260 | POST-65 RETIREMENT HEALTH EXP | 35,791.17 | 35,791.17 | 42,742.91 | 35,791.17 | 35,791.17 | 35,791.17 | 35,791.17 | 35,791.17 | 35,791.17 | 35,791.17 | 35,791.17 |
| 926300 | EMPLOYEE SERVICE AWARDS | - | - | - | - | - | - | - | - | - | 5,372.94 | - |
| 926400 | GROUP HEALTH INSURANCE | 183,756.48 | 160,533.35 | 147,236.01 | 162,114.59 | 159,915.56 | 157,506.86 | 123,186.87 | 174,239.15 | 146,139.83 | 176,325.79 | 173,623.56 |
| 926401 | HEALTH INSURANCE:OPT OUT | - | - | - | - | - | 13,125.00 | - | - | - | - | - |
| 926410 | GROUP DENTAL | 19,385.07 | 19,427.61 | 18,356.71 | 19,414.33 | 18,898.86 | 19,400.60 | 19,440.25 | 15,849.62 | 17,328.17 | 18,922.03 | 20,278.66 |
| 926420 | GROUP LIFE/DISABILITY INSURANC | 3,286.00 | 3,286.80 | 3,246.93 | 3,299.93 | 3,310.50 | 3,312.50 | 3,314.50 | 3,354.93 | 3,371.43 | 3,373.46 | 3,909.33 |
| 926440 | EMPLOYEE BENEFITS/ SECTION 125 | - | - | - | - | - | - | - | - | - | - | - |
| 926500 | MISC EMPLOYEE BENEFITS | 538.91 | 224.25 | (4,385.16) | 287.83 | 341.42 | 346.96 | 132.52 | 296.69 | 129.91 | 100.00 | 258.96 |
| 926501 | MISC EMPLOYEE BENEFITS-WELLNESS | - | - | - | - | - | - | - | - | - | - | - |
| 926502 | MISC EMPLOYEE BENEFITS-ACTIVITIES | 819.50 | - | - | 980.97 | - | (27.01) | - | - | 558.30 | - | 854.03 |
| 926503 | MISC EMPLOYEE BENEFITS-SAFETY | 346.44 | 243.00 | - | - | 243.00 | - | 1,250.00 | - | 1,238.00 | - | - |
| 926505 | EMPLOYEE RELATIONS | - | - | - | - | - | - | - | - | - | - | - |
| 926600 | TUITION REIMBURSEMENTS | 102.00 | - | - | - | 1,881.00 | 3,800.16 | - | 2,821.00 | - | 1,488.00 | - |
| 926610 | TRAINING EDUCATIONAL SEMINARS | 428.92 | 7,251.27 | 3,868.58 | 10,621.89 | 1,966.00 | 1,442.92 | 2,022.92 | 893.42 | 3,255.42 | 3,275.92 | 4,651.92 |
| 926801 | SUP BEN: SUP EXE RETIRE PLAN | - | - | 7,418.00 | - | - | 4,250.00 | - | - | 4,178.00 | - | - |
| 928000 | REGULATORY COMMISSION EXPENSE | 10,673.33 | 23,056.66 | - | 10,673.33 | 10,673.35 | 10,673.33 | 10,673.33 | 10,973.33 | 10,673.33 | 10,673.33 | 17,336.68 |
| 930100 | MEETINGS & CONVENTIONS | 250.00 | - | 4,325.00 | - | 202.06 | 210.00 | 658.20 | 1,950.00 | 3,140.57 | 1,604.99 | 966.83 |
| 930101 | MEMBERSHIPS | 1,270.99 | 4,694.95 | 2,092.37 | 2,051.87 | 2,305.12 | 2,096.12 | 2,096.12 | 2,696.12 | 2,164.87 | 2,261.12 | 2,121.12 |
| 930102 | LICENSING FEES | 1,026.67 | 1,008.67 | 906.67 | 906.67 | 906.67 | 1,071.45 | 956.67 | 1,058.67 | 906.67 | 906.67 | 1,414.61 |
| 930200 | PUBLIC RELATIONS | - | 2,640.00 | 701.02 | - | 1,870.01 | 20,860.00 | - | - | - | - | - |
| 930300 | MEALS | - | - | - | - | - | - | - | 77.73 | - | 80.19 | 217.43 |
| 930400 | MISCELLANEOUS GENERAL EXPENSE | 175.01 | - | 1,526.80 | 1,655.24 | (3,099.57) | 3,195.42 | (3,206.56) | 204.51 | 30.41 | 700.00 | 220.00 |
| 930405 | MISC GEN EXP: RECRUITMENT FEES | - | 665.75 | 204.00 | 1,164.80 | 1,350.50 | 3,045.25 | 1,323.00 | 1,490.05 | 271.00 | 850.25 | 100.00 |

| | | | | | | | | | | | | |
|--------|------------------------------------|---------------------|---------------------|---------------------|---------------------|---------------------|---------------------|---------------------|---------------------|---------------------|---------------------|---------------------|
| 930410 | CHARITABLE CONTRIBUTIONS | - | - | - | - | - | - | - | - | - | - | - |
| 950100 | MAINTENANCE: OFFICE PROPERTY | 100.00 | - | - | - | - | - | - | - | - | - | - |
| 950110 | MAINTENANCE: MANCHESTER STREET | 6,366.85 | 8,664.58 | 2,486.65 | 3,464.90 | 3,755.91 | 3,836.88 | 3,534.18 | 4,900.44 | 3,085.12 | 5,379.47 | 5,725.23 |
| 950200 | MAINT: OFFICE FURNT & EQUIP | - | - | - | - | - | - | - | - | - | - | - |
| 950300 | MAINT: COMMUNICATION EQUIP | - | - | - | - | - | - | - | - | - | - | - |
| 950400 | MAINT: MISC GENERAL EQUIP | - | - | - | - | - | - | - | - | - | - | - |
| 950500 | MAINT: COMPUTER EQUIPMENT | - | - | - | - | - | - | - | - | - | - | - |
| | | 650,596.20 | 625,039.46 | 505,011.64 | 607,234.72 | 584,358.26 | 625,665.87 | 579,632.59 | 594,320.65 | 588,174.72 | 616,808.34 | 657,508.97 |
| | IS Expenses | | | | | | | | | | | |
| 920003 | SALARIES & WAGES: IS | 48,533.74 | 42,330.05 | 48,875.49 | 47,278.18 | 41,282.29 | 46,350.04 | 40,937.18 | 38,081.32 | 43,226.21 | 44,382.02 | 44,338.07 |
| 922000 | MISC EXP: TRNSF-CR (OVERHEAD) | (20,076.36) | (8,145.30) | - | (149.19) | (1,342.70) | (372.97) | (2,461.61) | (5,743.78) | - | - | - |
| 921000 | OFFICE SUPPLIES & EXPENSE | - | 45.26 | 202.96 | - | - | - | - | - | 1,305.03 | - | - |
| 921132 | IT VEHICLE EXPENSE | - | - | - | - | - | - | - | - | - | - | - |
| 921133 | IT VEHICLE EXPENSE-FUEL | - | - | - | - | - | - | - | - | - | - | - |
| 921134 | IT VEHICLE EXPENSE-REGISTRATION | - | - | - | - | - | - | - | - | - | - | - |
| 921160 | OFFICE EXP: MANCHESTR ST-PHONE | 1,491.51 | 1,535.69 | 1,586.91 | 4,157.19 | 1,673.73 | 1,516.13 | 1,515.72 | 1,497.93 | 1,525.08 | 1,524.51 | 1,601.55 |
| 950300 | MAINT: COMMUNICATION EQUIP | 3,753.52 | 4,191.21 | 2,607.92 | 3,367.79 | 1,264.63 | 3,921.49 | 1,446.52 | 2,009.56 | 2,648.69 | 2,599.08 | 1,584.16 |
| 950500 | MAINT: COMPUTER EQUIPMENT | 54,624.34 | 51,738.20 | 53,575.33 | 54,129.41 | 57,667.34 | 63,697.75 | 48,824.40 | 40,264.01 | 61,832.19 | 41,029.09 | 56,016.66 |
| | | 88,326.75 | 91,695.11 | 106,848.61 | 108,783.38 | 100,545.29 | 115,112.44 | 90,262.21 | 76,109.04 | 110,537.20 | 89,534.70 | 103,540.44 |
| | Inter Div Management Fee | | | | | | | | | | | |
| 930500 | INTERCOMPANY MGMT FEE: PCP | 17,713.00 | 18,436.00 | 25,201.00 | 23,735.00 | 19,105.00 | 25,172.00 | 22,363.00 | 19,453.00 | 8,713.00 | 19,259.00 | 18,826.00 |
| 930510 | INTCO MGMT FEE:TSC/PWS/PAC/PEU | (324,569.00) | (293,450.00) | (316,582.00) | (345,747.00) | (297,368.00) | (340,740.00) | (297,542.00) | (295,045.00) | (318,563.00) | (229,986.00) | (329,568.00) |
| 930520 | INTERCO MGT:INSIDE GEN COUNSEL | - | - | - | - | - | - | - | - | - | - | - |
| | Total Operating Expenses | 1,335,349.28 | 1,271,740.14 | 1,163,339.03 | 1,292,093.14 | 1,351,097.52 | 1,515,759.24 | 1,489,360.85 | 1,441,669.10 | 1,434,437.26 | 1,547,768.01 | 1,388,687.89 |
| | Depreciation Expense | | | | | | | | | | | |
| 403000 | DEPRECIATION EXPENSE | 522,031.67 | 521,137.83 | 521,454.45 | 521,672.12 | 522,224.45 | 524,169.14 | 511,960.24 | 513,521.46 | 513,137.80 | 514,904.78 | 517,855.21 |
| 406100 | AMORT OF BON TERRAIN ACQ ADJ | (849.62) | (849.62) | (849.62) | (849.62) | (849.62) | (849.62) | (849.62) | (849.62) | (849.62) | (849.62) | (849.62) |
| 406101 | AMORT OF SOUHEGAN WDS ACQ ADJ | (1,402.51) | (1,402.51) | (1,402.52) | (1,402.52) | (1,402.51) | (1,402.52) | (1,402.51) | (1,402.51) | (1,402.52) | (1,402.52) | (1,402.51) |
| | | 519,779.54 | 518,885.70 | 519,202.31 | 519,419.98 | 519,972.32 | 521,917.00 | 509,708.11 | 511,269.33 | 510,885.66 | 512,652.64 | 515,603.08 |
| | Amortization Expense: CIAC | | | | | | | | | | | |
| 405300 | AMORTIZATION EXPENSE: CIAC | (68,291.11) | (68,406.90) | (68,412.28) | (68,581.40) | (68,584.44) | (69,036.39) | (69,077.53) | (69,427.01) | (69,559.50) | (70,063.70) | (70,395.71) |
| | | (68,291.11) | (68,406.90) | (68,412.28) | (68,581.40) | (68,584.44) | (69,036.39) | (69,077.53) | (69,427.01) | (69,559.50) | (70,063.70) | (70,395.71) |
| | Amortization Expense | | | | | | | | | | | |
| 407320 | AMORT EXP - DEFERRED CHARGES | 12,512.23 | 12,512.11 | 12,512.41 | 12,512.01 | 12,338.39 | 12,326.79 | 12,326.68 | 12,326.58 | 12,326.92 | 12,326.43 | 12,326.63 |
| 407100 | AMORT: ACQUISITION PREMIUM | 160,894.58 | 165,472.68 | 165,472.68 | 165,472.68 | 165,472.68 | 165,473.47 | 165,472.68 | 165,472.68 | 165,472.68 | 165,472.68 | 165,473.47 |
| | | 173,406.81 | 177,984.79 | 177,985.09 | 177,984.69 | 177,811.07 | 177,800.26 | 177,799.36 | 177,799.26 | 177,799.60 | 177,799.11 | 177,800.10 |
| 414000 | GAIN FROM ARRA LOAN FORGIVNESS | (5,273.67) | (5,273.67) | (5,273.67) | (5,273.67) | (5,273.67) | (5,273.67) | (5,273.67) | (5,273.67) | (5,273.67) | (5,273.67) | (5,273.67) |
| 414100 | GAIN ON DISP/UTIL PROP-PAPP ND | - | - | - | - | - | - | - | - | - | - | - |
| 921161 | RENT EXP-HECOP III FITUP ALLOW | - | - | - | - | - | - | - | - | - | - | - |
| | Taxes Other than Income Tax | | | | | | | | | | | |
| 408110 | LOCAL PROPERTY TAXES | 425,881.08 | 425,881.08 | 425,265.42 | 434,489.76 | 434,502.75 | 309,088.25 | 379,732.09 | 391,846.55 | 386,987.67 | 383,923.93 | 355,148.02 |
| 408120 | MEDICARE TAX EXPENSE | 10,934.72 | 10,652.25 | 8,886.79 | 12,838.28 | 10,874.57 | 12,943.87 | 12,405.03 | 11,868.98 | 12,084.88 | 11,471.34 | 12,374.66 |
| 408121 | FICA TAX EXPENSE | 47,588.71 | 41,236.99 | 50,138.78 | 56,762.67 | 46,498.11 | 55,346.17 | 53,042.22 | 50,051.37 | 49,344.01 | 46,826.50 | 49,696.09 |
| 408122 | FUTA TAX EXPENSE | 4,596.73 | 702.39 | 60.63 | 48.75 | 69.35 | 188.35 | 222.77 | 78.18 | 132.96 | 139.22 | 43.38 |
| 408123 | SUTA TAX EXPENSE - NH | 17,290.89 | 10,940.31 | 4,323.18 | (772.71) | 428.52 | 804.63 | (338.38) | 436.02 | 523.74 | (1,441.94) | 467.89 |
| 408125 | SUTA TAX EXPENSE - MASS | 693.10 | 473.87 | 33.44 | 391.55 | - | - | - | 15.94 | (5.99) | (79.99) | - |
| 408130 | NH BET TAXES | - | - | - | 190.28 | 77.10 | 47.62 | - | 12.36 | - | (8.00) | - |
| 408126 | EXCISE TAXES | - | - | - | - | - | - | 252.70 | - | - | - | - |
| | | 506,985.23 | 489,886.89 | 488,708.24 | 503,948.58 | 492,450.40 | 378,418.89 | 445,316.43 | 454,309.40 | 449,067.27 | 440,831.06 | 417,730.04 |
| | Income Tax | | | | | | | | | | | |
| 409102 | PROV/FED INC TAX/CURRENT | (112,774.13) | (49,965.98) | (21,359.54) | (63,662.58) | 14,244.73 | 361,354.17 | 160,197.61 | 120,737.27 | 138,728.59 | (27,406.05) | (49,178.68) |

| | | | | | | | | | | | | |
|--------|---|---------------------|-----------------------|-----------------------|-----------------------|-----------------------|-----------------------|---------------------|---------------------|---------------------|---------------------|-----------------------|
| 409113 | PROVS FOR NH BUS PRFTS TAX CUR | (44,800.12) | (19,849.25) | (8,485.19) | (25,290.30) | 5,658.79 | 143,549.86 | 63,639.36 | 47,963.53 | 55,110.67 | (10,887.20) | (19,536.49) |
| 409120 | MASS EXERCISE TAX | - | - | - | - | - | - | - | - | - | - | - |
| 410102 | PROV/FED INC TAX/DEFERRED | - | - | - | - | - | - | - | - | - | - | - |
| 410113 | PROV NH INCOME TAX DEFERRED | - | - | - | - | - | - | - | - | - | - | - |
| 410120 | PROV MA INCOME TAX DEFERRED | - | - | - | - | - | - | - | - | - | - | - |
| 411000 | AMORT OF REGULATORY LIABILITY | - | - | - | - | - | - | - | - | - | - | - |
| 412000 | INVESTMENT TAX CREDITS | (2,753.00) | (2,753.00) | (2,753.00) | (2,753.00) | (2,753.00) | (2,753.00) | (2,753.00) | (2,753.00) | (2,753.00) | (2,753.00) | (2,753.00) |
| | | (160,327.25) | (72,568.23) | (32,597.73) | (91,705.88) | 17,150.52 | 502,151.03 | 221,083.97 | 165,947.80 | 191,086.26 | (41,046.25) | (71,468.17) |
| | Total Operating Deducts | 2,301,628.83 | 2,312,248.72 | 2,242,950.99 | 2,327,885.44 | 2,484,623.72 | 3,021,736.36 | 2,768,917.52 | 2,676,294.21 | 2,688,442.88 | 2,562,667.20 | 2,352,683.56 |
| | Net Operating Income | 37,884.02 | 103,990.22 | 372,715.75 | 35,031.20 | 510,347.55 | 1,157,149.35 | 1,043,567.67 | 702,366.13 | 944,747.57 | 172,249.02 | 196,237.08 |
| | Non-Operating Revenue Deductions | | | | | | | | | | | |
| 421000 | MISC NON-UTILITY INCOME | 624.80 | 3,650.00 | 3,243.00 | 14,365.55 | 1,312.56 | (266,456.95) | 1,193.70 | 5.57 | 5,167.50 | - | - |
| 426000 | NON-OPERATING REVENUE DEDUCTS | - | - | - | - | - | - | - | - | - | - | - |
| 426001 | MISCELLANEOUS NON-UTILITY EXP | - | - | - | - | - | - | - | - | - | - | - |
| | Other Income | (624.80) | (3,650.00) | (3,243.00) | (14,365.55) | (1,312.56) | 266,456.95 | (1,193.70) | (5.57) | (5,167.50) | - | - |
| 420000 | AFUDC-INTEREST(DEBT) COMPONENT | - | - | - | - | - | - | - | - | - | - | - |
| 420100 | AFUDC - EQUITY COMPONENT | - | - | - | - | - | - | - | - | - | - | - |
| | Interest Expense | | | | | | | | | | | |
| 427300 | INTEREST EXP: BONDS & NOTES | 369,902.97 | 338,254.94 | 364,928.09 | 370,376.84 | 381,034.18 | 369,904.89 | 380,251.77 | 380,008.48 | 379,291.02 | 383,894.50 | 374,068.73 |
| 427200 | LINE OF CREDIT INTEREST | 17,450.77 | 8,415.03 | 8,792.66 | 908.16 | 1,151.86 | 2,420.50 | 4,715.46 | 5,780.23 | 6,383.58 | (2,203.59) | 8,004.40 |
| 427325 | INTEREST EXP:DEBT SERVICE COST | - | - | - | - | - | - | - | - | - | - | - |
| 428000 | AMORTIZATION OF DEBT EXPENSE | 258,710.29 | 257,275.73 | 256,466.37 | 257,302.03 | 257,302.03 | 257,302.03 | 257,302.03 | 257,302.03 | 257,302.03 | 257,302.03 | 257,302.03 |
| 428001 | AMORT OF ORIGINAL ISSUE DISCNT | - | - | - | - | - | - | - | - | - | - | - |
| 428002 | AMORTIZATION OF DISCOUNT ON BONDS | - | - | - | - | - | - | - | - | - | - | - |
| 429000 | AMORTIZATION: PREMIUM ON DEBT | (11,301.39) | (11,301.39) | (11,301.39) | (13,258.71) | (13,258.71) | (13,258.71) | (13,258.71) | (13,258.71) | (13,258.71) | (13,258.71) | (13,258.71) |
| 427115 | INTERCOMPANY INTEREST | (5,360.12) | (4,928.87) | (4,539.62) | (4,625.85) | (4,813.06) | (4,821.57) | (4,756.78) | (4,967.34) | (5,167.74) | (5,267.95) | (5,435.96) |
| 419000 | INTEREST INCOME | - | - | - | - | - | - | - | - | - | - | - |
| | Total Interest | 629,402.52 | 587,715.44 | 614,346.11 | 610,702.47 | 621,416.30 | 611,547.14 | 624,253.77 | 624,864.69 | 624,550.18 | 620,466.28 | 620,680.49 |
| | Net Income (Or Loss) - MTD | (592,143.30) | (487,375.22) | (244,873.36) | (590,036.82) | (112,381.31) | 812,059.16 | 418,120.20 | 77,495.87 | 315,029.89 | (448,217.26) | (424,443.41) |
| | Net Income (Or Loss) - YTD | (592,143.30) | (1,079,518.52) | (1,324,391.88) | (1,914,428.70) | (2,026,810.01) | (1,214,750.85) | (796,630.65) | (719,134.78) | (404,104.89) | (852,322.15) | (1,276,765.56) |

| 12 | |
|---------------------|----------------------|
| Dec-21 | Total |
| (2,013,158.67) | (29,156,188) |
| (90,349.39) | (766,376) |
| (156,044.00) | (170,207) |
| (2,175,176.68) | (1,499,137) |
| (7.99) | (8) |
| - | - |
| (644,086.00) | (7,729,032) |
| 644,086.00 | 7,729,032 |
| (508,262.75) | (5,980,553) |
| 4,942,999.48 | 37,572,469.52 |
| (648.00) | (11,194) |
| (68,887.42) | (319,210) |
| - | - |
| (4,919.00) | (85,853) |
| 20,581.83 | 99,430 |
| (1,071.66) | (12,766) |
| (10,146.40) | (122,393) |
| 64,442.65 | 440,792 |
| 5,008,090.13 | 38,024,455.12 |
| 5,276.67 | 55,961 |
| - | - |
| 2,098.69 | 26,124 |
| (1,640.87) | (6,431) |
| 8,881.75 | 168,881 |
| (135.19) | 3,977 |
| 3,025.90 | 73,876 |
| 273.25 | 13,353 |
| 9,170.53 | 167,624 |
| 4,482.18 | 110,918 |
| (47.13) | 5,223 |
| 428.15 | 5,707 |
| - | 5,550 |
| 27.91 | 1,351 |
| 1,725.61 | 12,347 |
| 20,324.24 | 247,989 |
| 17,665.12 | 207,559 |
| 65,959.02 | 687,452 |
| 298.58 | 3,689 |
| 145.21 | 1,946 |
| 174.09 | 1,484 |
| - | - |
| 405.48 | 3,698 |
| 1,409.84 | 11,267 |
| 2,873.00 | 28,688 |

| 12 | | |
|----|--------------|-----------------|
| | QCPAC Recoup | DW19-084 Recoup |
| | 2,265,513 | 90,336.23 |

451,985.60

548,677

738,374

| | |
|-----------|----------------|
| 1,089.59 | 8,199 |
| - | - |
| - | - |
| - | - |
| 901.51 | 8,230 |
| 608.17 | 6,777 |
| 2,254.24 | 15,099 |
| 874.56 | 9,006 |
| 526.38 | 4,428 |
| 26,918.77 | 313,167 |
| 66.57 | 705 |
| 7,707.73 | 98,273 |
| 804.88 | 10,541 |
| 1,587.03 | 10,636 |
| 2,066.69 | 23,851 |
| - | - |
| 1,272.58 | 14,801 |
| 711.79 | 7,297 |
| 1,173.17 | 6,613 |
| 351.24 | 4,224 |
| 376.93 | 3,175 |
| 1,478.05 | 20,673 |
| 841.00 | 7,177 |
| 1,263.81 | 19,658 |
| 1,734.18 | 14,892 |
| 910.20 | 9,550 |
| 1,362.27 | 22,356 |
| 662.87 | 5,487 |
| 1,933.91 | 17,430 |
| 865.75 | 6,826 |
| 1,636.87 | 29,559 |
| 299.61 | 2,522 |
| 803.11 | 6,746 |
| 512.48 | 4,912 |
| 1,478.41 | 16,402 |
| 809.94 | 10,465 |
| 167.10 | 2,298 |
| 692.99 | 7,757 |
| 1,479.47 | 11,159 |
| 165.00 | 1,980 |
| 29,306.50 | 324,196 |
| 1,320.79 | 13,396 |
| 6,754.40 | 38,885 |
| 972.41 | 9,038 |
| 413.66 | 2,379 |
| - | 4,767 |
| - | - |
| - | - |
| 5,947.81 | 45,108 |
| - | 4,266 |
| 600.00 | 2,697 |
| - | - |
| 22,537.66 | 52,397 |
| 6,142.51 | 29,255 |
| - | 5,775 |
| 955.00 | 14,380 |

1,501,095

| | |
|-------------------|---------------------|
| - | - |
| - | - |
| 123.81 | 1,436 |
| 282.16 | 6,801 |
| 4,258.58 | 37,040 |
| 16,385.29 | 206,794 |
| 6,760.26 | 92,206 |
| 4,622.66 | 47,436 |
| - | - |
| 36,044.63 | 440,007 |
| - | - |
| 1,279.85 | 16,146 |
| - | 6,708 |
| 4,476.98 | 60,248 |
| - | - |
| - | - |
| - | 10,140 |
| 2,239.22 | 26,722 |
| - | 4,470 |
| 318.75 | 3,859 |
| 412.35 | 1,649 |
| 20,930.67 | 284,024 |
| 1,289.90 | 7,998 |
| - | - |
| 577.67 | 9,811 |
| - | - |
| - | - |
| - | - |
| - | - |
| 20,904.22 | 282,826 |
| - | - |
| 2,906.71 | 67,572 |
| 937.98 | 3,888 |
| 3,002.60 | 93,743 |
| 578.40 | 37,969 |
| 581.82 | 11,803 |
| 2,388.15 | 35,483 |
| 9,426.14 | 99,531 |
| (17,488.25) | (324,369) |
| - | 1,021 |
| 2,622.05 | 27,770 |
| - | 249 |
| - | 665 |
| - | 114 |
| 7,861.36 | 85,142 |
| 40,251.48 | 488,000 |
| 2,197.26 | 24,553 |
| 1,775.63 | 18,060 |
| 961.72 | 26,596 |
| 34,538.03 | 283,461 |
| 499,609.70 | 5,675,209.90 |
| 22,763.63 | 291,678 |
| 18,373.11 | 220,819 |
| 9,162.46 | 67,336 |

| | |
|---------|-------------------------|
| 874,582 | WTP Pro Forma chemicals |
| 20,707 | Non Proforma Chemicals |
| 23,927 | CWS Proform Chemicals |

919,216 Total all chemicals

| | |
|-------------|-----------|
| 69.85 | 5,744 |
| 328.27 | 6,545 |
| 2,847.08 | 48,960 |
| 15,715.12 | 154,133 |
| 139.78 | 17,676 |
| - | - |
| - | - |
| - | - |
| 1,576.36 | 13,780 |
| - | - |
| 5,626.16 | 61,045 |
| - | - |
| 4,045.47 | 23,329 |
| 18,903.63 | 101,670 |
| - | 6,393 |
| - | 196 |
| 312.50 | 22,097 |
| 317.99 | 40,748 |
| - | - |
| - | - |
| 559.96 | 10,360 |
| - | 309 |
| - | 13,490 |
| - | 420 |
| - | 266 |
| - | 4,238 |
| - | - |
| - | 2,533 |
| - | 1,345 |
| - | 103 |
| - | 187 |
| - | - |
| - | - |
| 6,881.81 | 84,372 |
| 11,269.57 | 120,510 |
| - | - |
| - | - |
| - | 873 |
| - | - |
| (51,177.00) | (569,645) |
| (4,057.50) | (38,799) |
| (256.50) | (21,888) |
| (10,649.02) | (11,842) |
| 1,157.54 | 15,385 |
| 19,859.12 | 304,932 |
| 10,260.62 | 407,023 |
| 3,425.54 | 139,985 |
| 4,629.66 | 79,777 |
| - | 77 |
| - | - |
| - | - |
| - | - |
| (25,150.77) | 0 |
| - | - |
| 3,727.28 | (0) |
| 16.21 | 195 |

| | |
|-------------------|---------------------|
| 62,896.15 | 514,311 |
| 11.98 | 12 |
| 6,791.15 | 31,952 |
| - | - |
| - | - |
| 5,833.56 | 111,726 |
| - | 25,265 |
| 2,401.34 | 74,917 |
| - | - |
| - | - |
| 5,381.35 | 42,938 |
| - | - |
| 8,976.83 | 154,433 |
| - | - |
| 5,352.98 | 18,893 |
| - | - |
| 2,173.11 | 26,555 |
| 2,036.01 | 12,250 |
| 3,541.02 | 35,845 |
| 2,762.88 | 33,717 |
| 54,219.63 | 469,710 |
| 16,802.95 | 132,189 |
| - | - |
| 249,858.87 | 3,311,067.86 |
| 649.15 | 15,475 |
| 1,406.44 | 19,519 |
| - | 3,473 |
| 96,539.34 | 1,433,923 |
| (56,402.86) | (561,236) |
| 22,243.99 | 53,078 |
| 64,436.06 | 964,231.63 |
| - | - |
| - | 19,528 |
| 628.88 | 21,237 |
| - | - |
| - | - |
| - | - |
| - | - |
| - | - |
| - | - |
| - | - |
| 3,534.04 | 38,480 |
| 1,090.04 | 16,892 |
| - | - |
| 29,552.51 | 336,545 |
| - | - |
| 1,246.25 | 5,704 |
| - | 468 |
| 98,682.61 | 1,208,889 |
| - | - |
| 3,195.86 | 40,420 |
| 137,930.19 | 1,688,164.30 |
| - | - |

| | |
|-------------------|------------------|
| 14,517.74 | 197,546 |
| - | - |
| 53,087.66 | 718,892 |
| - | - |
| 7,490.96 | 99,223 |
| - | - |
| 37,679.25 | 525,901 |
| - | - |
| 2,758.75 | 34,586 |
| - | - |
| - | 1,828 |
| 114.15 | 2,229 |
| - | - |
| 4,824.10 | 55,265 |
| - | - |
| - | - |
| - | - |
| - | - |
| 27,500.00 | 330,000 |
| - | - |
| - | - |
| 3,615.21 | 50,321 |
| 2,885.28 | 15,528 |
| (750.36) | (12,170) |
| (74,045.46) | (995,392) |
| 22,090.46 | 350,412 |
| 51,477.67 | 545,013 |
| 542.71 | 6,513 |
| - | - |
| 126,155.12 | 1,950,396 |
| 19,835.12 | 294,223 |
| - | - |
| 88,659.01 | 489,314 |
| 890.52 | 6,263 |
| 112,426.57 | 1,877,005 |
| 12,375.00 | 25,500 |
| 18,610.26 | 225,312 |
| 3,953.63 | 41,020 |
| - | - |
| 2,025.91 | 298 |
| - | - |
| 102.87 | 3,289 |
| 729.00 | 4,049 |
| - | - |
| - | 10,092 |
| 9,495.92 | 49,175 |
| (15,675.00) | 171 |
| 16,020.00 | 142,100 |
| 225.00 | 13,533 |
| 2,276.13 | 28,127 |
| 6,934.07 | 18,004 |
| 711.69 | 26,783 |
| 63.25 | 439 |
| 911.75 | 2,313 |
| 154.00 | 10,619 |

| | |
|--------------|---------------|
| - | - |
| - | 100 |
| 12,809.67 | 64,010 |
| - | - |
| - | - |
| - | - |
| 573,477.61 | 7,207,829.03 |
| 45,048.86 | 530,663 |
| - | (38,292) |
| - | 1,553 |
| - | - |
| - | - |
| - | - |
| 1,658.83 | 21,285 |
| 2,091.62 | 31,486 |
| 66,537.90 | 649,937 |
| 115,337.21 | 1,196,632.38 |
| 20,797.00 | 238,773 |
| (242,811.00) | (3,631,971) |
| - | - |
| 1,418,635.64 | 16,649,937.10 |
| 606,095.35 | 6,310,165 |
| (849.62) | (10,195) |
| (1,402.52) | (16,830) |
| 603,843.21 | 6,283,138.88 |
| - | - |
| (71,361.29) | (831,197) |
| (71,361.29) | (831,197.26) |
| - | - |
| 13,654.88 | 150,002 |
| 165,472.68 | 1,981,096 |
| 179,127.56 | 2,131,097.70 |
| - | - |
| (5,273.67) | (63,284) |
| - | - |
| - | - |
| - | - |
| 278,891.20 | 4,631,638 |
| 12,852.10 | 140,187 |
| 51,270.82 | 597,802 |
| 1,147.06 | 7,430 |
| 3,110.26 | 35,772 |
| 156.85 | 1,679 |
| 93,605.71 | 93,925 |
| - | 253 |
| 441,034.00 | 5,508,686.43 |
| - | - |
| 47,308.59 | 518,224 |

| | |
|---------------------|----------------------|
| (43,135.66) | 143,938 |
| - | - |
| 435,265.00 | 435,265 |
| 128,094.00 | 128,094 |
| - | - |
| - | - |
| (2,753.00) | (33,036) |
| 564,778.93 | 1,192,485.00 |
| - | - |
| 3,130,784.38 | 30,870,863.81 |
| - | - |
| 1,877,305.75 | 7,153,591.31 |
| - | - |
| - | - |
| - | (236,894) |
| - | - |
| - | - |
| - | 236,894.27 |
| - | - |
| - | - |
| - | - |
| 384,906.00 | 4,476,822 |
| (221,392.27) | (159,573) |
| - | - |
| 257,302.03 | 3,088,171 |
| - | - |
| - | - |
| (13,258.71) | (153,233) |
| (5,295.57) | (59,980) |
| - | - |
| 402,261.48 | 7,192,206.87 |
| 1,475,044.27 | 198,278.71 |
| 198,278.71 | |

| | | | | | | | | | | | | | | |
|---|-----------------------------------|---------------------|-----------------------|-----------------------|-----------------------|-----------------------|-----------------------|---------------------|---------------------|---------------------|---------------------|-----------------------|---------------------|----------------------|
| Taxes Other than Income Tax | | | | | | | | | | | | | | |
| 408110 | LOCAL PROPERTY TAXES | 425,881.08 | 425,881.08 | 425,265.42 | 434,489.76 | 434,502.75 | 309,088.25 | 379,732.09 | 391,846.55 | 386,987.67 | 383,923.93 | 355,148.02 | 278,891.20 | 4,631,638 |
| 408120 | MEDICARE TAX EXPENSE | 10,934.72 | 10,652.25 | 8,886.79 | 12,838.28 | 10,874.57 | 12,943.87 | 12,405.03 | 11,868.98 | 12,084.88 | 11,471.34 | 12,374.66 | 12,852.10 | 140,187 |
| 408121 | FICA TAX EXPENSE | 47,588.71 | 41,236.99 | 50,138.78 | 56,762.67 | 46,498.11 | 55,346.17 | 53,042.22 | 50,051.37 | 49,344.01 | 46,826.50 | 49,696.09 | 51,270.82 | 597,802 |
| 408122 | FUTA TAX EXPENSE | 4,596.73 | 702.39 | 60.63 | 48.75 | 69.35 | 188.35 | 222.77 | 78.18 | 132.96 | 139.22 | 43.38 | 1,147.06 | 7,430 |
| 408123 | SUTA TAX EXPENSE - NH | 17,290.89 | 10,940.31 | 4,323.18 | (772.71) | 428.52 | 804.63 | (338.38) | 436.02 | 523.74 | (1,441.94) | 467.89 | 3,110.26 | 35,772 |
| 408125 | SUTA TAX EXPENSE - MASS | 693.10 | 473.87 | 33.44 | 391.55 | - | - | - | 15.94 | (5.99) | (79.99) | - | 156.85 | 1,679 |
| 408130 | NH BET TAXES | - | - | - | 190.28 | 77.10 | 47.62 | - | 12.36 | - | (8.00) | - | 93,605.71 | 93,925 |
| 408126 | EXCISE TAXES | - | - | - | - | - | - | 252.70 | - | - | - | - | - | 253 |
| | | 506,985.23 | 489,886.89 | 488,708.24 | 503,948.58 | 492,450.40 | 378,418.89 | 445,316.43 | 454,309.40 | 449,067.27 | 440,831.06 | 417,730.04 | 441,034.00 | 5,508,686.43 |
| Income Tax | | | | | | | | | | | | | | |
| 409102 | PROV/FED INC TAX/CURRENT | (112,774.13) | (49,965.98) | (21,359.54) | (63,662.58) | 14,244.73 | 361,354.17 | 160,197.61 | 120,737.27 | 138,728.59 | (27,406.05) | (49,178.68) | 47,308.59 | 518,224 |
| 409113 | PROVS FOR NH BUS PRFTS TAX CUR | (44,800.12) | (19,849.25) | (8,485.19) | (25,290.30) | 5,658.79 | 143,549.86 | 63,639.36 | 47,963.53 | 55,110.67 | (10,887.20) | (19,536.49) | (43,135.66) | 143,938 |
| 409120 | MASS EXERCISE TAX | - | - | - | - | - | - | - | - | - | - | - | - | - |
| 410102 | PROV/FED INC TAX/DEFERRED | - | - | - | - | - | - | - | - | - | - | - | 435,265.00 | 435,265 |
| 410113 | PROV NH INCOME TAX DEFERRED | - | - | - | - | - | - | - | - | - | - | - | 128,094.00 | 128,094 |
| 410120 | PROV MA INCOME TAX DEFERRED | - | - | - | - | - | - | - | - | - | - | - | - | - |
| 411000 | AMORT OF REGULATORY LIABILITY | - | - | - | - | - | - | - | - | - | - | - | - | - |
| 412000 | INVESTMENT TAX CREDITS | (2,753.00) | (2,753.00) | (2,753.00) | (2,753.00) | (2,753.00) | (2,753.00) | (2,753.00) | (2,753.00) | (2,753.00) | (2,753.00) | (2,753.00) | (2,753.00) | (33,036) |
| | | (160,327.25) | (72,568.23) | (32,597.73) | (91,705.88) | 17,150.52 | 502,151.03 | 221,083.97 | 165,947.80 | 191,086.26 | (41,046.25) | (71,468.17) | 564,778.93 | 1,192,485.00 |
| | Total Operating Deducts | 2,301,628.83 | 2,312,248.72 | 2,242,950.99 | 2,327,885.44 | 2,484,623.72 | 3,021,736.36 | 2,768,917.52 | 2,676,294.21 | 2,688,442.88 | 2,562,667.20 | 2,352,683.56 | 3,130,784.38 | 30,870,863.81 |
| | Net Operating Income | 37,884.02 | 103,990.22 | 372,715.75 | 35,031.20 | 510,347.55 | 1,157,149.35 | 1,043,567.67 | 702,366.13 | 944,747.57 | 172,249.02 | 196,237.08 | 1,877,305.75 | 7,153,591.31 |
| Non-Operating Revenue Deductions | | | | | | | | | | | | | | |
| 421000 | MISC NON-UTILITY INCOME | 624.80 | 3,650.00 | 3,243.00 | 14,365.55 | 1,312.56 | (266,456.95) | 1,193.70 | 5.57 | 5,167.50 | - | - | - | (236,894) |
| 426000 | NON-OPERATING REVENUE DEDUCTS | - | - | - | - | - | - | - | - | - | - | - | - | - |
| 426001 | MISCELLANEOUS NON-UTILITY EXP | - | - | - | - | - | - | - | - | - | - | - | - | - |
| | Other Income | (624.80) | (3,650.00) | (3,243.00) | (14,365.55) | (1,312.56) | 266,456.95 | (1,193.70) | (5.57) | (5,167.50) | - | - | - | 236,894.27 |
| 420000 | AFUDC-INTEREST(DEBT) COMPONENT | - | - | - | - | - | - | - | - | - | - | - | - | - |
| 420100 | AFUDC - EQUITY COMPONENT | - | - | - | - | - | - | - | - | - | - | - | - | - |
| | Interest Expense | 369,902.97 | 338,254.94 | 364,928.09 | 370,376.84 | 381,034.18 | 369,904.89 | 380,251.77 | 380,008.48 | 379,291.02 | 383,894.50 | 374,068.73 | 384,906.00 | 4,476,822 |
| 427200 | LINE OF CREDIT INTEREST | 17,450.77 | 8,415.03 | 8,792.66 | 908.16 | 1,151.86 | 2,420.50 | 4,715.46 | 5,780.23 | 6,383.58 | (2,203.59) | 8,004.40 | (221,392.27) | (159,573) |
| 427325 | INTEREST EXP:DEBT SERVICE COST | - | - | - | - | - | - | - | - | - | - | - | - | - |
| 428000 | AMORTIZATION OF DEBT EXPENSE | 258,710.29 | 257,275.73 | 256,466.37 | 257,302.03 | 257,302.03 | 257,302.03 | 257,302.03 | 257,302.03 | 257,302.03 | 257,302.03 | 257,302.03 | 257,302.03 | 3,088,171 |
| 428001 | AMORT OF ORIGINAL ISSUE DISCNT | - | - | - | - | - | - | - | - | - | - | - | - | - |
| 428002 | AMORTIZATION OF DISCOUNT ON BONDS | - | - | - | - | - | - | - | - | - | - | - | - | - |
| 429000 | AMORTIZATION: PREMIUM ON DEBT | (11,301.39) | (11,301.39) | (11,301.39) | (13,258.71) | (13,258.71) | (13,258.71) | (13,258.71) | (13,258.71) | (13,258.71) | (13,258.71) | (13,258.71) | (13,258.71) | (153,233) |
| 427115 | INTERCOMPANY INTEREST | (5,360.12) | (4,928.87) | (4,539.62) | (4,625.85) | (4,813.06) | (4,821.57) | (4,756.78) | (4,967.34) | (5,167.74) | (5,267.95) | (5,435.96) | (5,295.57) | (59,980) |
| 419000 | INTEREST INCOME | - | - | - | - | - | - | - | - | - | - | - | - | - |
| | Total Interest | 629,402.52 | 587,715.44 | 614,346.11 | 610,702.47 | 621,416.30 | 611,547.14 | 624,253.77 | 624,864.69 | 624,550.18 | 620,466.28 | 620,680.49 | 402,261.48 | 7,192,206.87 |
| | Net Income (Or Loss) - MTD | (592,143.30) | (487,375.22) | (244,873.36) | (590,036.82) | (112,381.31) | 812,059.16 | 418,120.20 | 77,495.87 | 315,029.89 | (448,217.26) | (424,443.41) | 1,475,044.27 | 198,278.71 |
| | Net Income (Or Loss) - YTD | (592,143.30) | (1,079,518.52) | (1,324,391.88) | (1,914,428.70) | (2,026,810.01) | (1,214,750.85) | (796,630.65) | (719,134.78) | (404,104.89) | (852,322.15) | (1,276,765.56) | 198,278.71 | |

Pennichuck Water Works, Inc.
Balance Sheet
January - December 2021

| | 1 | 2 | 3 | 4 | 5 | 6 | 7 | |
|-------------------|---------------------|---------------------|---------------------|---------------------|---------------------|---------------------|---------------------|---------------------|
| | Dec-20 | Jan-21 | Feb-21 | Mar-21 | Apr-21 | May-21 | Jun-21 | Jul-21 |
| Assets | | | | | | | | |
| Land | | | | | | | | |
| 303100 | 639,329.93 | 639,329.93 | 639,329.93 | 639,329.93 | 639,329.93 | 639,329.93 | 634,329.93 | 634,329.93 |
| 303150 | - | - | - | - | - | - | - | - |
| 303200 | - | - | - | - | - | - | - | - |
| 303201 | - | - | - | - | - | - | - | - |
| 303240 | - | - | - | - | - | - | - | - |
| 303250 | - | - | - | - | - | - | - | - |
| 303300 | 228,178.93 | 228,178.93 | 228,178.93 | 228,178.93 | 228,178.93 | 228,178.93 | 228,178.93 | 228,178.93 |
| 303400 | - | - | - | - | - | - | - | - |
| 303500 | - | - | - | - | - | - | - | - |
| 303501 | 552,513.16 | 552,513.16 | 552,513.16 | 552,513.16 | 552,513.16 | 552,513.16 | 552,513.16 | 552,513.16 |
| 303550 | 688,358.24 | 688,358.24 | 688,358.24 | 688,358.24 | 688,358.24 | 688,358.24 | 688,358.24 | 688,358.24 |
| 303600 | - | - | - | - | - | - | - | - |
| 303650 | - | - | - | - | - | - | - | - |
| 303700 | - | - | - | - | - | - | - | - |
| | 2,108,380.26 | 2,108,380.26 | 2,108,380.26 | 2,108,380.26 | 2,108,380.26 | 2,108,380.26 | 2,103,380.26 | 2,103,380.26 |
| Structures | | | | | | | | |
| 304100 | 4,843,997.59 | 4,843,997.59 | 4,843,997.59 | 4,843,997.59 | 4,843,997.59 | 4,843,997.59 | 4,843,997.59 | 4,843,997.59 |
| 304101 | - | - | - | - | - | - | - | - |
| 304102 | 404,000.00 | 404,000.00 | 404,000.00 | 404,000.00 | 404,000.00 | 404,000.00 | 404,000.00 | 404,000.00 |
| 304103 | - | - | - | - | - | - | - | - |
| 304150 | - | - | - | - | - | - | - | - |
| 304155 | - | - | - | - | - | - | - | - |
| 304200 | 3,499,067.24 | 3,499,067.24 | 3,499,067.24 | 3,499,067.24 | 3,499,067.24 | 3,499,067.24 | 3,499,067.24 | 3,499,067.24 |
| 304201 | - | - | - | - | - | - | - | - |
| 304204 | - | - | - | - | - | - | - | - |
| 304210 | 25,289.68 | 25,289.68 | 25,289.68 | 25,289.68 | 25,289.68 | 25,289.68 | 25,289.68 | 25,289.68 |
| 304250 | - | - | - | - | - | - | - | - |
| 304265 | - | - | - | - | - | - | - | - |
| 304300 | - | - | - | - | - | - | - | - |
| 304500 | 3,772.19 | 3,772.19 | 3,772.19 | 3,772.19 | 3,772.19 | 3,772.19 | 3,772.19 | 3,772.19 |
| 304550 | 2,945,398.28 | 2,945,398.28 | 2,945,398.28 | 2,945,398.28 | 2,945,398.28 | 2,945,398.28 | 2,945,398.28 | 2,945,398.28 |
| 304551 | 65,787.00 | 65,787.00 | 65,787.00 | 65,787.00 | 65,787.00 | 65,787.00 | 65,787.00 | 65,787.00 |
| 304555 | - | - | - | - | - | - | - | - |
| 304557 | - | - | - | - | - | - | - | - |
| 304670 | - | - | - | - | - | - | - | - |
| 304700 | 193,540.83 | 193,540.83 | 193,540.83 | 193,540.83 | 193,540.83 | 193,540.83 | 193,540.83 | 314,193.87 |
| 304701 | 7,449,164.44 | 7,449,164.44 | 7,449,164.44 | 7,449,164.44 | 7,449,164.44 | 7,449,164.44 | 7,449,164.44 | 7,449,164.44 |
| 304750 | 20,460.19 | 20,460.19 | 20,460.19 | 20,460.19 | 20,460.19 | 20,460.19 | 20,460.19 | 20,460.19 |
| 304757 | - | - | - | - | - | - | - | - |
| 304800 | 24,213,859.80 | 24,213,859.80 | 24,213,859.80 | 24,213,859.80 | 24,265,557.01 | 24,265,557.01 | 24,265,557.01 | 24,293,364.18 |
| 304950 | 360,211.86 | 381,494.87 | 387,272.05 | 387,272.05 | 387,272.05 | 387,272.05 | 387,272.05 | 387,272.05 |
| 304951 | - | - | - | - | - | - | - | - |
| 305000 | 4,983,156.52 | 4,983,156.52 | 4,983,156.52 | 4,983,156.52 | 4,983,156.52 | 4,983,156.52 | 4,983,156.52 | 4,983,156.52 |
| 305110 | - | - | - | - | - | - | - | - |
| 305120 | - | - | - | - | - | - | - | - |
| 305130 | - | - | - | - | - | - | - | - |
| 305140 | - | - | - | - | - | - | - | - |
| 305145 | - | - | - | - | - | - | - | - |
| 306000 | 6,767,017.45 | 6,767,017.45 | 6,767,017.45 | 6,767,017.45 | 6,781,162.84 | 6,785,163.33 | 6,794,816.05 | 6,797,877.40 |

| | | | | | | | | | |
|--------|---------------------------------|----------------------|----------------------|----------------------|----------------------|----------------------|----------------------|----------------------|----------------------|
| 307100 | WELLS & SPRINGS - PWW | 1,182,109.55 | 1,182,109.55 | 1,182,109.55 | 1,182,109.55 | 1,182,109.55 | 1,182,109.55 | 1,190,259.55 | 1,190,259.55 |
| 307210 | WELL PUMPS & PIPING | 237,963.26 | 237,963.26 | 237,963.26 | 237,963.26 | 237,963.26 | 246,289.50 | 248,472.87 | 239,396.84 |
| 307250 | WELLS & SPRINGS-BADGER HILL | - | - | - | - | - | - | - | - |
| 307251 | WELLS & SPRINGS - VALLEYFIELD | - | - | - | - | - | - | - | - |
| 308200 | INFILT GALLERIES & TUNNELS: S/S | 1,543.33 | 1,543.33 | 1,543.33 | 1,543.33 | 1,543.33 | 1,543.33 | 1,543.33 | 1,543.33 |
| 309200 | SUPPLY MAINS-SOURCE OF SUPPLY | 3,781,114.53 | 3,781,114.53 | 3,781,114.53 | 3,781,114.53 | 3,781,114.53 | 3,781,114.53 | 3,781,114.53 | 3,781,114.53 |
| | | 60,977,453.74 | 60,998,736.75 | 61,004,513.93 | 61,004,513.93 | 61,070,356.53 | 61,082,683.26 | 61,102,669.35 | 61,245,114.88 |

Equipment

| | | | | | | | | | |
|-------------|---------------------------------------|----------------------|----------------------|----------------------|----------------------|----------------------|----------------------|----------------------|----------------------|
| 10000:31010 | POWER GENERATION EQUIPMENT | 1,384,381.53 | 1,384,381.53 | 1,384,381.53 | 1,384,381.53 | 1,384,381.53 | 1,384,381.53 | 1,384,381.53 | 1,384,381.53 |
| 311200 | ELECTRIC PUMPING EQUIPMENT | 5,599,600.77 | 5,599,600.77 | 5,599,600.77 | 5,612,062.61 | 5,612,062.61 | 5,636,630.81 | 5,636,630.81 | 5,630,783.36 |
| 311201 | ELECTRIC PUMP EQUIP - BON TERR | - | - | - | - | - | - | - | - |
| 311202 | ELECTRIC PUMP EQUIP: MERR RIV | - | - | - | - | - | - | - | - |
| 311203 | ELECTRIC PUMP EQUIP: TAYLOR FL | - | - | - | - | - | - | - | - |
| 311205 | ELECTRIC PUMPING EQUIP: AUTUMN | - | - | - | - | - | - | - | - |
| 311207 | ELECTRIC PUMP EQUIP: GREAT BAY | - | - | - | - | - | - | - | - |
| 311210 | ELECTRIC PUMPING EQUIP: PUMPS | 907,994.85 | 907,994.85 | 917,908.51 | 917,908.51 | 944,585.71 | 956,810.41 | 967,005.31 | 967,005.31 |
| 311220 | ELECTRIC PUMPING EQUIP: METERS | 6,047.12 | 6,047.12 | 6,047.12 | 6,047.12 | 6,047.12 | 6,047.12 | 6,047.12 | 6,047.12 |
| 311230 | ELECTRIC PUMPING EQUIP-CHEMICAL PUMPS | 15,416.80 | 15,416.80 | 15,416.80 | 15,416.80 | 15,416.80 | 15,416.80 | 15,416.80 | 15,416.80 |
| 311250 | ELEC PUMPING EQUIP-VALLEYFIELD | - | - | - | - | - | - | - | - |
| 311265 | ELEC PUMP EQUIP - SOUHEGAN WDS | - | - | - | - | - | - | - | - |
| 311300 | DIESEL PUMPING EQUIPMENT | - | - | - | - | - | - | - | - |
| 311400 | HYDRAULIC PUMPING EQUIPMENT | 15,857.20 | 15,857.20 | 15,857.20 | 15,857.20 | 15,857.20 | 15,857.20 | 15,857.20 | 15,857.20 |
| 311500 | NATURAL GAS PUMPING EQUIPMENT | 248,484.33 | 248,484.33 | 248,484.33 | 248,484.33 | 248,484.33 | 248,484.33 | 248,484.33 | 248,484.33 |
| 311600 | OTHER POWER PUMPING EQUIPMENT | 54,759.15 | 54,759.15 | 54,759.15 | 54,759.15 | 54,759.15 | 54,759.15 | 54,759.15 | 54,759.15 |
| 311603 | OTHER PWR & PUMP EQUIP-POWDER | - | - | - | - | - | - | - | - |
| 311605 | OTHER PWR & PUMP EQUIP-AUTUMN | - | - | - | - | - | - | - | - |
| 311607 | OTHER PWR & PUMP EQUIP-GRT BAY | - | - | - | - | - | - | - | - |
| 320000 | PURIFICATION SYSTEM EQUIPMENT | 741,925.51 | 741,925.51 | 741,925.51 | 741,925.51 | 741,925.51 | 741,925.51 | 741,925.51 | 741,925.51 |
| 320005 | PURIFICATION SYS EQUIP-AUTUMN | - | - | - | - | - | - | - | - |
| 320006 | PURIF SYS EQUIP-SOUHEGAN WOODS | - | - | - | - | - | - | - | - |
| 320007 | PURIFICATION SYS EQUIP-BT | - | - | - | - | - | - | - | - |
| 320008 | PURIF SYS EQUIP: SWEET HILL | - | - | - | - | - | - | - | - |
| 320017 | PURIFICATION EQUIP: GREAT BAY | - | - | - | - | - | - | - | - |
| 320100 | OTHER PRODUCTION EQUIPMENT | 76,495.62 | 76,495.62 | 76,495.62 | 76,495.62 | 76,495.62 | 76,495.62 | 76,495.62 | 76,495.62 |
| 320101 | OTHER PRODUCTION EQUIP: CIAC | 13,500.00 | 13,500.00 | 13,500.00 | 13,500.00 | 13,500.00 | 13,500.00 | 13,500.00 | 13,500.00 |
| 320105 | OTHER PROD EQUIP: AUTUMN WOODS | - | - | - | - | - | - | - | - |
| 320200 | WATER TREATMENT EQUIPMENT | 15,937,388.48 | 15,937,388.48 | 15,937,388.48 | 15,937,388.48 | 15,937,388.48 | 15,937,388.48 | 15,944,634.60 | 15,944,634.60 |
| 320250 | PURIF SYS EQUIP-VALLEYFIELD | - | - | - | - | - | - | - | - |
| 320310 | WATER TREATMENT: FILTER MEDIA | 1,337,394.28 | 1,337,394.28 | 1,337,394.28 | 1,337,394.28 | 1,337,394.28 | 1,337,394.28 | 1,337,394.28 | 1,337,394.28 |
| 320360 | OTHER PROD EQUIP: CABOT PRES | - | - | - | - | - | - | - | - |
| | | 26,339,245.64 | 26,339,245.64 | 26,349,159.30 | 26,361,621.14 | 26,388,298.34 | 26,425,091.24 | 26,442,532.26 | 26,436,684.81 |

Transmission & Distribution

| | | | | | | | | | |
|--------|---------------------------------|--------------|--------------|--------------|--------------|--------------|--------------|--------------|--------------|
| 114100 | ACQUISITION ADJ - BON TERRAIN | (384,880.18) | (384,880.18) | (384,880.18) | (384,880.18) | (384,880.18) | (384,880.18) | (384,880.18) | (384,880.18) |
| 114101 | ACQUISITION ADJ-SOUHEGAN WOODS | (460,025.00) | (460,025.00) | (460,025.00) | (460,025.00) | (460,025.00) | (460,025.00) | (460,025.00) | (460,025.00) |
| 115101 | ACCUM AMORT: SOUHEGN WD ACQ ADJ | 375,024.13 | 376,426.64 | 377,829.15 | 379,231.67 | 380,634.19 | 382,036.70 | 383,439.22 | 384,841.73 |
| 115102 | ACCUM AMORT: BON TERR ACQ ADJ | 232,293.35 | 233,142.97 | 233,992.59 | 234,842.21 | 235,691.83 | 236,541.45 | 237,391.07 | 238,240.69 |
| 330160 | DISTRIBUTION RES: SHAKESPEARE | - | - | - | - | - | - | - | - |
| 330165 | DISTRIBUTION RES: FIFIELD TANK | - | - | - | - | - | - | - | - |
| 330170 | DISTRIBUTION RES: POWDER HILL | - | - | - | - | - | - | - | - |
| 330171 | DISTRIBUTION RES: GREAT BAY | - | - | - | - | - | - | - | - |
| 330174 | DISTRIBUTION RES: ENGLISH WOOD | - | - | - | - | - | - | - | - |
| 330500 | DISTRIBUTION RESERVIORS | 8,459,084.08 | 8,459,084.08 | 8,459,084.08 | 8,459,084.08 | 8,459,084.08 | 8,459,084.08 | 8,459,084.08 | 8,459,084.08 |
| 331000 | PAVEMENTS - GENERAL | 322,272.32 | 322,272.32 | 322,272.32 | 322,272.32 | 322,272.32 | 322,272.32 | 322,272.32 | 322,272.32 |
| 331001 | PAVEMENTS - TRANS MAINS | 360,604.84 | 360,604.84 | 360,604.84 | 360,604.84 | 360,604.84 | 360,604.84 | 360,604.84 | 360,604.84 |
| 331002 | PAVEMENTS - DIST MAINS | 5,919,203.25 | 5,919,203.25 | 5,919,203.25 | 5,919,203.25 | 5,919,203.25 | 5,919,203.25 | 5,919,203.25 | 5,919,203.25 |
| 331003 | PAVEMENTS - GATE VALVES | 239,018.36 | 239,018.36 | 239,018.36 | 239,018.36 | 239,018.36 | 239,018.36 | 239,018.36 | 239,018.36 |

| | | | | | | | | | |
|--------|--------------------------------|---------------|---------------|---------------|---------------|---------------|---------------|---------------|---------------|
| 331100 | TRANSMISSION MAINS | 13,075,686.45 | 13,075,686.45 | 13,075,686.45 | 13,075,686.45 | 13,075,686.45 | 13,075,686.45 | 13,075,686.45 | 13,075,686.45 |
| 331101 | TRANS & DIST MAINS - BON TERRN | 1,440,589.96 | 1,440,589.96 | 1,440,589.96 | 1,440,589.96 | 1,440,589.96 | 1,440,589.96 | 1,440,589.96 | 1,440,589.96 |
| 331102 | T&D MAINS:DEV INST:BON TERRAIN | 531,932.04 | 531,932.04 | 531,932.04 | 531,932.04 | 531,932.04 | 531,932.04 | 531,932.04 | 531,932.04 |
| 331150 | TRANS MAINS: DEVELOPER INSTALL | 235,507.36 | 235,507.36 | 235,507.36 | 235,507.36 | 235,507.36 | 235,507.36 | 235,507.36 | 235,507.36 |
| 331165 | TRANS MAINS - SOUHEGAN WOODS | - | - | - | - | - | - | - | - |
| 331200 | DISTRIBUTION MAINS - NEW | 44,541,128.54 | 44,541,128.54 | 44,541,128.54 | 44,541,128.54 | 44,541,128.54 | 44,795,567.95 | 44,838,547.64 | 44,838,547.64 |
| 331201 | DISTRIBUTION SYSTEM EQUIPMENT | 122,253.28 | 122,253.28 | 122,253.28 | 122,253.28 | 122,253.28 | 122,253.28 | 122,253.28 | 122,253.28 |
| 331204 | DISTRIBUTION MAINS: ENG WOODS | - | - | - | - | - | - | - | - |
| 331205 | DISTRIBUTION MAINS: AUTUMN | - | - | - | - | - | - | - | - |
| 331206 | DIST MAINS: SOUHEGAN WOODS | - | - | - | - | - | - | - | - |
| 331220 | DIST MAINS IN LITTLE PND | - | - | - | - | - | - | - | - |
| 331250 | DIST MAINS: GATE VALVES | 2,679,877.09 | 2,679,877.09 | 2,690,322.59 | 2,720,659.27 | 2,760,595.85 | 2,767,083.28 | 2,832,966.63 | 2,835,156.15 |
| 331251 | GATES: 4" & UNDER - CORE | 49,003.13 | 49,003.13 | 49,003.13 | 49,003.13 | 49,003.13 | 49,003.13 | 49,003.13 | 49,003.13 |
| 331252 | GATES: 4" & UNDER - COMM SYS | 26,433.69 | 26,433.69 | 26,433.69 | 26,433.69 | 26,433.69 | 26,433.69 | 26,433.69 | 26,433.69 |
| 331253 | GATES: 6" & LARGER - CORE | 64,058.55 | 64,058.55 | 64,058.55 | 64,058.55 | 64,058.55 | 64,058.55 | 64,058.55 | 64,058.55 |
| 331254 | GATES: 6" & LARGER - COMM SYS | 67,872.54 | 67,872.54 | 67,872.54 | 67,872.54 | 67,872.54 | 67,872.54 | 67,872.54 | 67,872.54 |
| 331256 | DIST MAINS:GATE VALVES-DUNLAP | - | - | - | - | - | - | - | - |
| 331257 | DIST MAINS:VALLEYFIELD | - | - | - | - | - | - | - | - |
| 331300 | DIST MAINS: DEVELOPER INSTALL | 25,334,367.25 | 25,334,367.25 | 25,439,330.10 | 25,439,330.10 | 25,605,140.33 | 25,605,140.33 | 25,905,482.55 | 25,905,482.55 |
| 331305 | DEV INST:DIST MAINS-LTLE POND | - | - | - | - | - | - | - | - |
| 331350 | DIST MAINS: TAYLOR FALLS | - | - | - | - | - | - | - | - |
| 331360 | DIST MAINS: CABOT PRESERVE | - | - | - | - | - | - | - | - |
| 331770 | DISTRIBUTION MAINS - GREAT BAY | - | - | - | - | - | - | - | - |
| 333004 | PAVEMENTS: SERVICES | 1,482,092.25 | 1,482,092.25 | 1,482,092.25 | 1,482,092.25 | 1,482,092.25 | 1,488,518.25 | 1,491,731.25 | 1,491,731.25 |
| 333100 | NEW SERVICES | 4,738,958.36 | 4,738,958.36 | 4,738,958.36 | 4,738,958.36 | 4,738,958.36 | 4,764,203.36 | 4,784,501.36 | 4,790,009.36 |
| 333101 | NEW SERVICES - BON TERRAIN | - | - | - | - | - | - | - | - |
| 333102 | NEW SERV:DEV INSTALL:BON TERR | - | - | - | - | - | - | - | - |
| 333120 | NEW SERVICES - POWDER HILL | - | - | - | - | - | - | - | - |
| 333122 | NEW SERVICES - LITTLE POND | - | - | - | - | - | - | - | - |
| 333140 | NEW SERVICES - ENGLISH WOODS | - | - | - | - | - | - | - | - |
| 333150 | NEW SERVICES-VALLEYFIELD | - | - | - | - | - | - | - | - |
| 333165 | NEW SERVICES - SOUHEGAN WOODS | - | - | - | - | - | - | - | - |
| 333200 | RENEWED SERVICES | 3,752,941.20 | 3,752,941.20 | 3,752,941.20 | 3,757,217.76 | 3,764,158.38 | 3,766,068.80 | 3,773,522.01 | 3,773,522.01 |
| 333230 | DEVELOPER INSTALLED SERV: CIAC | 7,155,122.44 | 7,164,878.61 | 7,171,260.88 | 7,173,062.01 | 7,177,914.60 | 7,181,163.51 | 7,181,215.86 | 7,196,709.17 |
| 333250 | DEVELOPER INSTALLED SERV: PAID | 1,894,179.23 | 1,894,881.24 | 1,900,497.32 | 1,904,007.37 | 1,908,921.44 | 1,910,325.46 | 1,913,133.50 | 1,920,153.60 |
| 334000 | METERING EQUIPMENT | 4,469,606.61 | 4,471,108.54 | 4,482,954.77 | 4,485,340.79 | 4,490,124.78 | 4,493,224.22 | 4,494,153.44 | 4,496,178.42 |
| 334001 | NEW METERS - BON TERRAIN | - | - | - | - | - | - | - | - |
| 334100 | RADIOS FOR METERING | 2,447,513.72 | 2,447,916.48 | 2,449,311.30 | 2,450,580.26 | 2,451,654.13 | 2,452,140.48 | 2,444,975.15 | 2,446,237.19 |
| 334220 | NEW METERS - LITTLE POND | - | - | - | - | - | - | - | - |
| 334250 | NEW METERS: BADGER HILL | - | - | - | - | - | - | - | - |
| 334360 | NEW METERS - CABOT PRESERVE | - | - | - | - | - | - | - | - |
| 334370 | NEW METERS: VALLEYFIELD | - | - | - | - | - | - | - | - |
| 334400 | NEW METERS - ENGLISH WOODS | - | - | - | - | - | - | - | - |
| 334450 | NEW METERS - BARTLETT COMMONS | - | - | - | - | - | - | - | - |
| 334500 | NEW METERS - AUTUMN WOODS | - | - | - | - | - | - | - | - |
| 334570 | NEW METERS: GREENFIELD FARMS | - | - | - | - | - | - | - | - |
| 334600 | NEW METERS - DUNLAP WOODS | - | - | - | - | - | - | - | - |
| 334650 | NEW METERS - SOUHEGAN WOODS | - | - | - | - | - | - | - | - |
| 334770 | NEW METERS-GREAT BAY | - | - | - | - | - | - | - | - |
| 334890 | NEW METERS: SWEET HILL | - | - | - | - | - | - | - | - |
| 334900 | NEW METERS - ATHERTON COMMONS | - | - | - | - | - | - | - | - |
| 334920 | NEW METERS: LAUREL WOODS | - | - | - | - | - | - | - | - |
| 334950 | CONSTRUCTION METERS | 2,565.20 | 2,565.20 | 2,565.20 | 2,565.20 | 2,565.20 | 2,565.20 | 2,565.20 | 2,565.20 |
| 335000 | FIRE PROT EQUIP: HYDRANTS | 3,127,969.23 | 3,127,969.23 | 3,127,969.23 | 3,127,969.23 | 3,134,107.41 | 3,134,107.41 | 3,132,808.59 | 3,132,808.59 |
| 335001 | NEW HYDRANTS - BON TERRAIN | - | - | - | - | - | - | - | - |
| 335002 | HYDRANTS:DEV INSTALL: BON TERR | - | - | - | - | - | - | - | - |

| | | | | | | | | | |
|--------|--------------------------------------|------------------------|------------------------|------------------------|------------------------|------------------------|------------------------|------------------------|------------------------|
| 335005 | PAVEMENTS: HYDRANTS | 100,205.95 | 100,205.95 | 100,205.95 | 100,205.95 | 100,205.95 | 100,205.95 | 100,205.95 | 100,205.95 |
| 335100 | HYDRANTS: CIAC | 1,774,011.29 | 1,774,011.29 | 1,780,083.95 | 1,780,083.95 | 1,783,878.45 | 1,783,878.45 | 1,815,287.03 | 1,815,287.03 |
| 335200 | NEW HYDRANTS: POWDER HILL | 900.00 | 900.00 | 900.00 | 900.00 | 900.00 | 900.00 | 900.00 | 900.00 |
| 335205 | FIRE PROTECTION: AUTUMN | - | - | - | - | - | - | - | - |
| 335220 | NEW HYDRANTS - LITTLE POND | - | - | - | - | - | - | - | - |
| 335650 | NEW HYDRANTS - SOUHEGAN WOODS | - | - | - | - | - | - | - | - |
| 339000 | OTHER TRANS/DIST EQUIPMENT | 30,352.30 | 30,352.30 | 30,352.30 | 30,352.30 | 30,352.30 | 30,352.30 | 30,352.30 | 30,352.30 |
| 339100 | OTHER PLANT&MISC EQ-INTANGIBLE | 565.00 | 565.00 | 565.00 | 565.00 | 565.00 | 565.00 | 565.00 | 565.00 |
| 339200 | OTHER PLANT & MISC EQ-S/S PUMP | 97,067.72 | 97,067.72 | 97,067.72 | 97,067.72 | 97,067.72 | 97,067.72 | 97,067.72 | 97,067.72 |
| 339300 | OTHER PLANT & MISC EQUIP -WTP | 295,946.98 | 295,946.98 | 295,946.98 | 295,946.98 | 295,946.98 | 295,946.98 | 295,946.98 | 295,946.98 |
| 339360 | OTHER TRANS/DIST EQUIP: CABOT | - | - | - | - | - | - | - | - |
| 339500 | OTHER TRANS/DIST EQUIP: AUTUMN | - | - | - | - | - | - | - | - |
| 339650 | OTHER TRANS/DIST EQUIP: SOUHEG | - | - | - | - | - | - | - | - |
| 339770 | OTHER TRANS/DIST EQUIP: GRT BAY | - | - | - | - | - | - | - | - |
| | | 134,601,302.51 | 134,615,917.51 | 134,764,890.05 | 134,810,721.59 | 135,051,218.36 | 135,356,217.47 | 135,825,373.12 | 135,861,123.20 |
| | Miscellaneous Equipment | | | | | | | | |
| 340100 | OFFICE EQUIPMENT | 672,773.73 | 672,773.73 | 672,773.73 | 676,934.31 | 676,934.31 | 676,934.31 | 676,934.31 | 676,934.31 |
| 341000 | TRANSPORTATION EQUIPMENT | 3,736,445.42 | 3,736,445.42 | 3,736,445.42 | 3,736,445.42 | 3,736,445.42 | 3,736,445.42 | 3,643,343.18 | 3,643,343.18 |
| 343000 | SHOP EQUIPMENT | 761,884.05 | 761,884.05 | 761,884.05 | 761,884.05 | 761,884.05 | 761,884.05 | 720,154.54 | 791,125.44 |
| 343001 | SHOP EQUIP: BON TERRAIN | - | - | - | - | - | - | - | - |
| 344000 | LABORATORY EQUIPMENT | 182,670.47 | 182,670.47 | 182,670.47 | 182,670.47 | 182,670.47 | 182,670.47 | 182,670.47 | 182,670.47 |
| 345000 | POWER OPERATED EQUIPMENT | 376,133.08 | 376,133.08 | 376,133.08 | 376,133.08 | 376,133.08 | 376,133.08 | 376,133.08 | 376,133.08 |
| 346000 | COMMUNICATION EQUIPMENT | 991,872.25 | 991,872.25 | 991,872.25 | 991,872.25 | 991,872.25 | 991,872.25 | 1,045,429.54 | 1,045,429.54 |
| 346250 | COMMUNICATION EQUIP: BADGER HL | - | - | - | - | - | - | - | - |
| 346500 | COMMUNICATION EQUIP: AUTUMN WD | - | - | - | - | - | - | - | - |
| 346650 | COMMUNICATION EQUIP-SOUHEGN WD | - | - | - | - | - | - | - | - |
| 346770 | COMMUNICATION EQUIP: GREAT BAY | - | - | - | - | - | - | - | - |
| 347110 | COMPUTER EQUIP-HRDWARE/SFTWARE | 8,634,631.61 | 8,634,631.61 | 8,679,704.62 | 8,686,784.92 | 8,686,784.92 | 8,697,945.33 | 7,993,815.42 | 8,005,171.06 |
| 348000 | MISCELLANEOUS GENERAL EQUIP | 783,170.98 | 783,170.98 | 783,170.98 | 783,170.98 | 783,170.98 | 783,170.98 | 780,095.81 | 780,095.81 |
| 348001 | MISC GENERAL EQUIP - BON TERR | - | - | - | - | - | - | - | - |
| | | 16,139,581.59 | 16,139,581.59 | 16,184,654.60 | 16,195,895.48 | 16,195,895.48 | 16,207,055.89 | 15,418,576.35 | 15,500,902.89 |
| | Intangible Plant | | | | | | | | |
| 301000 | ORGANIZATION EXPENSE | 28,856.17 | 28,856.17 | 28,856.17 | 28,856.17 | 28,856.17 | 28,856.17 | 28,856.17 | 28,856.17 |
| 302000 | FRANCHISES & CONSENTS | 229,132.31 | 229,132.31 | 229,132.31 | 229,132.31 | 229,132.31 | 229,132.31 | 229,132.31 | 229,132.31 |
| | | 257,988.48 | 257,988.48 | 257,988.48 | 257,988.48 | 257,988.48 | 257,988.48 | 257,988.48 | 257,988.48 |
| | Total Plant in Service | 240,423,952.22 | 240,459,850.23 | 240,669,586.62 | 240,739,120.88 | 241,072,137.45 | 241,437,416.60 | 241,150,519.82 | 241,405,194.52 |
| | Accumulated Depreciation | | | | | | | | |
| 108000 | ACCUMULATED DEPRECIATION | (81,979,706.09) | (82,501,737.70) | (83,022,875.53) | (83,537,154.22) | (84,058,826.34) | (84,581,050.79) | (84,163,925.60) | (84,667,932.45) |
| 108001 | ACCUM DEPREC: COST OF REMOVAL | 6,695,159.95 | 6,695,326.85 | 6,696,084.55 | 6,701,815.76 | 6,728,312.26 | 6,762,229.80 | 6,770,579.01 | 6,770,804.00 |
| 108002 | ACCUMULATED DEPREC: GAIN/LOSS | 7,057,858.72 | 7,057,858.72 | 7,057,858.72 | 7,061,350.14 | 7,059,640.73 | 7,059,640.73 | 7,119,132.94 | 7,126,602.03 |
| 108100 | THEORETICAL DEP REERVE-2007 | 3,531,600.00 | 3,531,600.00 | 3,531,600.00 | 3,531,600.00 | 3,531,600.00 | 3,531,600.00 | 3,531,600.00 | 3,531,600.00 |
| | | (64,695,087.42) | (65,216,952.13) | (65,737,332.26) | (66,242,388.32) | (66,739,273.35) | (67,227,580.26) | (66,742,613.65) | (67,238,926.42) |
| | Net Plant in Service | 175,728,864.80 | 175,242,898.10 | 174,932,254.36 | 174,496,732.56 | 174,332,864.10 | 174,209,836.34 | 174,407,906.17 | 174,166,268.10 |
| | Construction Work in Progress | | | | | | | | |
| 105111 | CWIP: LABOR CLEARING | (10,025.84) | (9,213.44) | (6,236.06) | (4,512.75) | (7,963.98) | (7,360.51) | (10,564.20) | (8,741.45) |
| 105222 | CWIP: CONTRACTOR CLEARING | 255,920.05 | 317,619.20 | 296,200.85 | 983,391.30 | 1,106,227.77 | 2,153,722.02 | 2,959,640.00 | 3,353,673.71 |
| 105333 | CWIP: WTP EVAL & CAPITAL PLAN | 9,606.14 | (2,265.40) | 5,007.12 | 846.54 | 846.54 | 846.54 | 846.54 | 846.54 |
| 105444 | CWIP: OPERATIONS BUILDING | 144,976.45 | 167,786.34 | 161,500.08 | 178,997.89 | 205,349.16 | 260,688.32 | 231,620.47 | 257,889.13 |
| | | 400,476.80 | 473,926.70 | 456,471.99 | 1,158,722.98 | 1,304,459.49 | 2,407,896.37 | 3,181,542.81 | 3,603,667.93 |
| | Total Plant | 176,129,341.60 | 175,716,824.80 | 175,388,726.35 | 175,655,455.54 | 175,637,323.59 | 176,617,732.71 | 177,589,448.98 | 177,769,936.03 |

Current Assets

Cash

| | | | | | | | | | |
|-------------|--|---------------------|---------------------|---------------------|---------------------|---------------------|---------------------|---------------------|----------------------|
| 30110:13111 | PETTY CASH: WTP | 2,000.00 | 2,000.01 | 2,000.01 | 2,000.01 | 2,000.00 | 2,000.00 | 2,000.00 | 2,000.00 |
| 131111 | PETTY CASH: OPERATIONS | 2,000.00 | 2,000.00 | 2,000.00 | 2,000.00 | 2,000.00 | 2,000.00 | 2,000.00 | 2,000.00 |
| 131112 | PETTY CASH: OFFICE | 2,000.00 | 2,000.00 | 2,000.00 | 2,000.00 | 2,000.00 | 2,000.00 | 2,000.00 | 2,000.00 |
| 131115 | PETTY CASH : ENGINEERING | - | - | - | - | - | - | - | - |
| 131125 | CASH-PAYROLL RBS CITIZENS BANK | - | - | - | - | - | - | - | - |
| 131120 | CASH-BANK OF AMERICA: PWW | - | - | - | - | - | - | - | - |
| 131140 | CASH - TD BANK | - | - | - | - | - | - | - | - |
| 131230 | CASH PAYROLL - TD BANK | - | - | - | - | - | - | - | - |
| 131350 | RESTRICTED CASH - RSF TD BANK | 780,000.00 | 945,125.23 | 822,404.56 | 742,715.53 | 608,489.21 | 610,644.83 | 868,260.25 | 1,046,815.39 |
| 131360 | RESTRICTED CASH - 2014 BOND PROJECT FUND | 213,675.00 | - | - | - | - | - | - | - |
| 131361 | RESTRICTED CASH - BOND REFUND ESCROW FUND | - | - | - | - | - | - | - | - |
| 131370 | RESTRICTED CASH - 2015 BOND PROJECT FUND | - | - | - | - | - | - | - | - |
| 131371 | RESTRICTED CASH - 2015 BOND FUND ESCROW FUND | - | - | - | - | - | - | - | - |
| 131375 | DSRR 1.0 RSF | 390,000.00 | 521,956.00 | 423,886.62 | 360,204.98 | 252,941.12 | 254,663.73 | 460,531.12 | 603,219.32 |
| 131380 | MOERR RSF | 3,344,778.51 | 2,924,840.00 | 2,624,172.08 | 2,490,550.51 | 2,070,475.89 | 2,032,825.76 | 2,563,055.80 | 2,910,281.13 |
| 131385 | MOERR | 1,089,742.38 | 1,976,994.06 | 1,667,058.98 | 2,936,582.46 | 2,247,402.99 | 2,670,609.83 | 2,343,651.46 | 1,825,971.95 |
| 131390 | DSRR 1.0 | 1,854,935.15 | 2,342,390.44 | 971,002.69 | 1,106,503.60 | 1,591,325.02 | 2,080,986.90 | 2,564,887.31 | 2,942,475.23 |
| 131372 | RESTRICTED CASH-2018 BOND PROJECT FUND | - | - | - | - | - | - | - | - |
| 131373 | RESTRICTED CASH-2019 BOND PROJECT FUND | 45.00 | 45.00 | 45.00 | 45.00 | 45.00 | 45.00 | 45.00 | 45.00 |
| 131374 | RESTRICTED CASH-2020 BOND PROJECT FUND | 5,474.84 | 5,474.84 | 5,474.84 | 5,474.84 | 5,474.84 | 5,474.84 | 5,474.84 | 5,474.84 |
| 131376 | RESTRICTED CASH-2020C BOND PROJECT FUND | 18,236.29 | 18,236.29 | 18,236.29 | 18,236.29 | 18,236.29 | 18,236.29 | 18,236.29 | 18,236.29 |
| 131377 | RESTRICTED CASH-2021 BOND PROJECT FUND | - | - | - | - | 14,562.16 | 14,562.16 | 14,562.16 | 14,562.16 |
| 135100 | INVESTMENTS-BOND PROJECT FUND | - | - | - | - | - | - | - | - |
| 131395 | DSRR 0.1 | 514,453.62 | 554,794.32 | 596,458.02 | 641,560.49 | 682,304.74 | 733,947.64 | 693,100.93 | 758,840.39 |
| 171360 | ACCRUED INTEREST INCOME-2014 BOND PROJ FUND | - | - | - | - | - | - | - | - |
| 171370 | ACCRUED INTEREST INCOME-2015 BOND PROJ FUND | - | - | - | - | - | - | - | - |
| 181360 | DISCOUNT ON BONDS-2014 BOND PROJ FUND | - | - | - | - | - | - | - | - |
| 181370 | DISCOUNT ON BONDS-2015 BOND PROJ FUND | - | - | - | - | - | - | - | - |
| 131300 | RESTRICTED CASH - RSF | - | - | - | - | - | - | - | - |
| 131200 | CASH-PAYROLL | - | - | - | - | - | - | - | - |
| | | 8,217,340.79 | 9,295,856.19 | 7,134,739.09 | 8,307,873.71 | 7,497,257.26 | 8,427,996.98 | 9,537,805.16 | 10,131,921.70 |

Accounts Receivable, Net

| | | | | | | | | | |
|--------|--------------------------------|---------------------|---------------------|---------------------|---------------------|---------------------|---------------------|---------------------|---------------------|
| 141000 | A/R: BILLED WATER REVENUE | - | - | - | - | - | - | - | - |
| 141150 | A/R: BILLED WATER REVENUE | 2,484,592.00 | 2,751,673.07 | 2,499,793.61 | 2,004,965.60 | 2,407,576.50 | 2,326,266.49 | 2,311,609.68 | 3,256,640.81 |
| 141350 | A/R: MVD REMOVAL GRANTS | - | - | - | - | - | - | - | - |
| 141100 | | 31,531.46 | 30,965.34 | 31,152.01 | 31,147.17 | 32,565.46 | 34,612.46 | 34,597.36 | 32,522.22 |
| 141400 | A/R: MISCELLANEOUS | 269,487.50 | 262,140.13 | 262,140.13 | 249,214.13 | 249,214.13 | 249,214.13 | 249,214.13 | 262,337.36 |
| 141450 | A/R: MISC COMPUTERS | - | - | - | - | - | - | - | - |
| 142200 | A/R: JOBBING | 12,281.91 | 11,780.50 | 8,385.50 | 9,493.28 | 25,426.56 | 26,964.72 | 31,993.42 | 30,279.31 |
| 143901 | ALLOW FOR DOUBTFUL ACCTS-WATER | (25,000.00) | (25,000.00) | (25,066.13) | (25,000.00) | (24,999.94) | (25,000.00) | (25,000.00) | (25,000.00) |
| 143902 | ALLOW FOR DOUBTFUL ACCTS-JOBNG | (10,542.03) | (10,542.03) | (10,542.03) | (10,542.03) | (10,542.03) | (10,542.03) | (10,542.03) | (10,542.03) |
| | | 2,762,350.84 | 3,021,017.01 | 2,765,863.09 | 2,259,278.15 | 2,679,240.68 | 2,601,515.77 | 2,591,872.56 | 3,546,237.67 |

Unbilled Revenue

| | | | | | | | | | |
|--------|--------------------------------|---------------------|---------------------|---------------------|---------------------|---------------------|---------------------|---------------------|---------------------|
| 173150 | A/R: UNBILLED WATER REV-QRTLTY | - | - | - | - | - | - | - | - |
| 173151 | A/R: UNBILLED WATER REV-MONTH | 2,169,260.00 | 1,845,707.00 | 1,837,164.00 | 2,039,827.00 | 1,703,125.00 | 2,139,642.00 | 2,950,236.00 | 2,641,583.00 |
| 173152 | A/R: UNBLLD REVENUE-RECOUPMENT | 1,613,596.45 | 1,613,596.45 | 1,613,596.45 | 1,613,596.45 | 1,568,032.99 | 1,478,909.42 | 1,386,535.49 | 1,291,539.55 |
| 173153 | A/R UNBILLED:RECOUP STEP INCR | - | - | - | - | - | - | - | - |
| | | 3,782,856.45 | 3,459,303.45 | 3,450,760.45 | 3,653,423.45 | 3,271,157.99 | 3,618,551.42 | 4,336,771.49 | 3,933,122.55 |

Inventory & Supplies

| | | | | | | | | | |
|--------|-----------------------------|------------|------------|------------|------------|------------|------------|------------|------------|
| 151100 | INVENTORY: PIPES & FITTINGS | 354,623.26 | 363,690.57 | 372,213.43 | 379,058.30 | 386,128.19 | 386,702.61 | 393,203.45 | 391,507.10 |
| 151101 | INVENTORY: NEW METERS | 105,679.06 | 107,211.33 | 103,807.13 | 109,781.09 | 181,592.01 | 162,140.39 | 156,680.15 | 183,823.47 |
| 151150 | INVENTORY: MISC T & D | 878.64 | 813.04 | 794.48 | 794.48 | 794.48 | 684.78 | 674.94 | 576.41 |
| 151200 | INVENTORY: WTP SPARE PARTS | - | - | - | - | - | - | - | - |
| 151201 | INVENTORY: WTP CHEMICALS | 110,678.48 | 153,055.00 | 180,460.46 | 188,446.56 | 177,962.86 | 192,938.01 | 211,823.32 | 200,860.29 |

| | | | | | | | | | |
|--------|---------------------------------------|----------------------|----------------------|----------------------|----------------------|----------------------|----------------------|----------------------|----------------------|
| 151250 | INVENTORY: FLEET/VEHICLES | (75.13) | (75.13) | (75.13) | (75.13) | (75.13) | (75.13) | (75.13) | (75.13) |
| 151300 | INVENTORY:BACKUP GENERAT FUEL | 20,553.11 | 20,553.11 | 20,553.11 | 20,553.11 | 20,553.11 | 20,553.11 | 20,553.11 | 20,553.11 |
| 151600 | INV: CUSTOMER HANDBOOK/FOLDER | - | - | - | - | - | - | - | - |
| 151615 | INV: CUSTOMER BROCHURE/INSERTS | - | - | - | - | - | - | - | - |
| 151625 | INVENTORY: CUST CONSERVATION | - | - | - | - | - | - | - | - |
| 151650 | INVENTORY: BILLING & ACCTING | 3,820.93 | 13,567.26 | 10,321.58 | 8,642.56 | 6,926.79 | 16,234.52 | 14,500.37 | 12,789.89 |
| 151700 | INVENTORY: POCKET FOLDERS | - | - | - | - | - | - | - | - |
| 151725 | INVENTORY:EDUCATIONAL SUPPLIES | - | - | - | - | - | - | - | - |
| 151730 | INVENTORY: CCR'S | - | - | - | - | - | - | - | - |
| 231999 | RECEIVING ACCRUAL | - | (11,065.93) | (18,190.41) | (18,492.41) | (44,498.33) | (22,707.31) | (29,862.07) | (22,030.93) |
| 184200 | INVENTORY-WIP | - | (39,835.91) | (31,370.49) | (34,688.35) | (42,827.02) | (56,256.08) | (96,344.58) | (67,397.10) |
| | | 596,158.35 | 607,913.34 | 638,514.16 | 654,020.21 | 686,556.96 | 700,214.90 | 671,153.56 | 720,607.11 |
| | Prepaid Expenses & Other | | | | | | | | |
| 162100 | PREPAID INSURANCE | 2,940.86 | 87,228.57 | 103,705.34 | 111,282.06 | 115,873.87 | 125,198.92 | 132,707.26 | 140,115.79 |
| 162150 | PREPAID COMPUTER CLASSES | - | - | - | - | - | - | - | - |
| 162200 | PREPAID COMPUTER MAINTENANCE | 361,831.23 | 334,336.18 | 336,290.79 | 286,794.88 | 283,425.83 | 312,192.92 | 433,234.07 | 403,792.69 |
| 163310 | PREPAID PROPERTY TAXES | 1,041,392.28 | 694,261.53 | 347,130.78 | - | - | - | 893,403.72 | 610,921.00 |
| 162350 | PREPAID OFFICE EQUIPMENT | - | - | - | - | - | - | - | - |
| 162400 | CLEARING ACCOUNT (DO NOT USE) | - | - | - | - | - | - | - | - |
| 162450 | PREPAID HECOP III OFFICE LEASE | 27,499.56 | 27,499.56 | 27,499.56 | 27,499.56 | 27,499.56 | 27,499.56 | 27,499.56 | 27,499.56 |
| 162500 | PREPAID POSTAGE | 38,334.26 | 38,334.26 | 38,334.26 | 38,334.26 | 38,334.26 | 38,334.26 | 38,334.26 | 38,334.26 |
| 162700 | PREPAID EXPENSES | 31,490.00 | 253,087.20 | 261,462.66 | 271,432.44 | 293,377.08 | 301,361.23 | 290,351.54 | 279,124.37 |
| 162300 | PREPAID TAXES | - | - | - | - | - | - | - | - |
| 162310 | PREPAID PROPERTY TAXES | - | - | - | - | - | - | - | - |
| 184100 | CLEARING ACCOUNT | (21,982.01) | (28,240.26) | (28,240.26) | (28,240.26) | (28,240.26) | (28,240.26) | (28,240.26) | (28,240.26) |
| | | 1,481,506.18 | 1,406,507.04 | 1,086,183.13 | 707,102.94 | 730,270.34 | 776,346.63 | 1,787,290.15 | 1,471,547.41 |
| 233300 | INTERCO PAY/REC: PWW/PCP | 26,123,977.14 | 25,782,203.71 | 21,903,132.10 | 21,343,624.34 | 21,973,656.87 | 22,203,116.83 | 20,611,248.08 | 20,877,994.28 |
| 233400 | INTERCO PAY/REC: PWW/TSC | - | - | - | - | - | - | - | - |
| 233500 | INTERCO PAY/REC: PWW/PWS | - | 157,888.88 | 250,224.74 | 384,700.01 | 574,571.26 | 729,611.68 | 965,947.67 | 1,155,019.31 |
| 233600 | INTERCO PAY/REC: PWW/PAC | - | 18,962.73 | 26,127.60 | 35,707.17 | 50,948.45 | 60,738.04 | 97,429.07 | 106,093.60 |
| 233650 | INTERCO LOAN PWW/PAC: RSF | 12,954.74 | 12,954.74 | 12,954.74 | 12,954.74 | 12,954.74 | 12,954.74 | 12,954.74 | 12,954.74 |
| 233700 | INTERCO PAY/REC: PWW/PEU | - | (486,125.20) | (283,659.03) | (68,279.20) | 183,644.97 | 390,862.93 | 704,853.35 | 904,300.37 |
| | | 26,136,931.88 | 25,485,884.86 | 21,908,780.15 | 21,708,707.06 | 22,795,776.29 | 23,397,284.22 | 22,392,432.91 | 23,056,362.30 |
| | Total Current Assets | 42,977,144.49 | 43,276,481.89 | 36,984,840.07 | 37,290,405.52 | 37,660,259.52 | 39,521,909.92 | 41,317,325.83 | 42,859,798.74 |
| | Other Assets | | | | | | | | |
| | Abandoned Property | | | | | | | | |
| 182110 | ABAND PROP:CABOT PRESERVE WELL | - | - | - | - | - | - | - | - |
| 182120 | ABAND PROP: DUNLAP WOODS WELLS | - | - | - | - | - | - | - | - |
| 182300 | SERV ABAND: BRIDGE/SANDERS ST | - | - | - | - | - | - | - | - |
| 182500 | MAIN ABANDONMENT: CUSHING AVE | - | - | - | - | - | - | - | - |
| | Other Deferred Charges | | | | | | | | |
| 186100 | ACQUISITION PREMIUM - MARA | 62,815,581.90 | 62,654,687.32 | 62,489,214.64 | 62,323,741.96 | 62,158,269.28 | 61,992,796.60 | 61,827,323.13 | 61,661,850.45 |
| 186120 | FIFIELD TANK INSPECTION | - | - | - | - | - | - | - | - |
| 186126 | MAST ROAD RAILROAD CROSSING | - | - | - | - | - | - | - | - |
| 186130 | SERGEANT WOODS - NEWTON NH | - | - | - | - | - | - | - | - |
| 186136 | WATER ST OFFICE RELOCATION | - | - | - | - | - | - | - | - |
| 186140 | SARBANES-OXLEY | - | - | - | - | - | - | - | - |
| 186145 | 2ND STEP DEFERRED EXPENSE | - | - | - | - | - | - | - | - |
| 186150 | BOND DEFEASANCE PREMIUM | - | - | - | - | - | - | - | - |
| 186155 | NORTHWEST PRESSURE SYSTEM ANALYSIS | - | - | - | - | - | - | - | - |
| 186160 | DISTRIBUTION SYSTEM ANALYSIS - HUDSON | - | - | - | - | - | - | - | - |
| 186165 | PWW RRA-ERP 2021 | - | - | - | - | - | - | - | - |

| | | | | | | | | | |
|--------|--|------------|------------|------------|------------|------------|------------|------------|------------|
| 186172 | MERRIMACK INTERCONNECT STUDY | - | - | - | - | - | - | - | - |
| 186173 | BERKELY/SWART TERRACE STUDY | - | - | - | - | - | - | - | - |
| 186175 | CROSS CONNECTION SURVEY-NASHUA | 18,148.31 | 17,762.50 | 17,376.70 | 16,990.89 | 16,605.09 | 16,219.29 | 15,833.48 | 15,447.67 |
| 186180 | PWW TRADEMARK | - | - | - | - | - | - | - | - |
| 186202 | UNION NEGOTIATIONS - 2002 | - | - | - | - | - | - | - | - |
| 186203 | UNION NEGOTIATIONS - 2006-2007 | - | - | - | - | - | - | - | - |
| 186204 | UNION NEGOTIATIONS - 2010 | - | - | - | - | - | - | - | - |
| 186205 | UNION NEGOTIATIONS - 2013 | - | - | - | - | - | - | - | - |
| 186206 | UNION NEGOTIATIONS - 2015 | - | - | - | - | - | - | - | - |
| 186207 | UNION NEGOTIATIONS - 2017 | - | - | - | - | - | - | - | - |
| 186208 | UNION NEGOTIATIONS - 2021 | - | - | - | - | - | - | - | - |
| 186210 | TYNGSBORO WHOLESALE AGREEMENT | 8,137.89 | 8,000.06 | 7,862.22 | 7,724.39 | 7,586.55 | 7,448.72 | 7,310.88 | 7,173.05 |
| 186215 | PWW/PEU-COST OF SERVICE STUDY | 4,445.24 | 4,368.55 | 4,291.85 | 4,215.16 | 4,138.46 | 4,061.77 | 3,985.07 | 3,908.38 |
| 186220 | COST OF SERVICE STUDY 2001 | - | - | - | - | - | - | - | - |
| 186225 | EMPLOYEE RECRUITOR FEES | - | - | - | - | - | - | - | - |
| 186230 | SYNERGEN TRAINING - 2007 | - | - | - | - | - | - | - | - |
| 186233 | WILL STREET RENOVATIONS 2006 | - | - | - | - | - | - | - | - |
| 186235 | RATE CASE: 2008 | - | - | - | - | - | - | - | - |
| 186240 | RATE CASE - 2006 | - | - | - | - | - | - | - | - |
| 186241 | 2010 DEFERRED RATE CASE EXP | - | - | - | - | - | - | - | - |
| 186242 | RATE CASE EXPENSE: 2012 | - | - | - | - | - | - | - | - |
| 186243 | RATE CASE EXPENSE: 2015 | 10,533.23 | 10,533.23 | 10,533.23 | 10,533.23 | 10,533.23 | 10,533.23 | 10,533.23 | 10,533.23 |
| 186244 | RATE CASE EXPENSE: 2018 | 178,490.10 | 172,066.71 | 172,066.71 | 172,066.71 | 170,094.21 | 154,935.21 | 139,784.71 | 124,465.21 |
| 186245 | DEFERRED ASSET - SERP | 815,219.45 | 815,219.45 | 815,219.45 | 813,408.45 | 813,408.45 | 813,408.45 | 811,536.45 | 811,536.45 |
| 186250 | ADULT LEARNCTR-NASHUA LAW SUIT | - | - | - | - | - | - | - | - |
| 186255 | MERRIMACK VILLAGE DAM | - | - | - | - | - | - | - | - |
| 186256 | MERRIMACK VILLAGE DAM:PHASE II | - | - | - | - | - | - | - | - |
| 186257 | MERRIMACK VILLAGE DAM DEOMOLIT | - | - | - | - | - | - | - | - |
| 186260 | NASHUA AERIAL PHOTOGRAPHY PROJ | - | - | - | - | - | - | - | - |
| 186270 | STUDY: BROOK DAMS ACTION PLAN | - | - | - | - | - | - | - | - |
| 186275 | 2007 CELL TOWER LEASE SALE | - | - | - | - | - | - | - | - |
| 186300 | HI-LO WELL #4 REDEVELOP 2010 | 9,699.40 | 9,613.59 | 9,527.79 | 9,441.98 | 9,356.18 | 9,270.37 | 9,184.57 | 9,098.76 |
| 186320 | TARIFF FILING: SYS UPGRADE FEE | - | - | - | - | - | - | - | - |
| 186325 | RATE CASE EXPENSE: 2004 | - | - | - | - | - | - | - | - |
| 186330 | PENNICHUCK POND AQUIFER STUDY | - | - | - | - | - | - | - | - |
| 186335 | WATERSHED PROTECTION VIDEOS-PENN BROOK | 754.04 | 568.47 | 382.92 | 197.36 | 11.80 | - | - | - |
| 186420 | WATERSHED STUDY | - | - | - | - | - | - | - | - |
| 186421 | RESERVOIR STORAGE & SEDIMENT MONITORING | 3,623.02 | 3,295.56 | 2,968.09 | 2,640.62 | 2,313.16 | 1,985.70 | 1,658.23 | 1,330.77 |
| 186425 | NRPC - MUTUAL AID STUDY | - | - | - | - | - | - | - | - |
| 186430 | CATCH BASIN MARKING 2004 | - | - | - | - | - | - | - | - |
| 186450 | PENNICHUCK BROOK WATERSHED STY | - | - | - | - | - | - | - | - |
| 186451 | WATERSHED GRDWTR MONT:PENN BRK | 5,762.20 | 5,582.32 | 5,402.45 | 5,222.55 | 5,042.67 | 4,862.78 | 4,682.89 | 4,503.01 |
| 186452 | WATERSHED SCHOOL EDUCATION | 7,253.94 | 7,027.16 | 6,800.41 | 6,573.63 | 6,346.88 | 6,120.10 | 5,893.35 | 5,666.56 |
| 186453 | PENNICHUCK BROOK SAEF YIELD EVALUATION | 15,800.32 | 15,577.78 | 15,355.24 | 15,132.71 | 14,910.18 | 14,687.64 | 14,465.10 | 14,242.56 |
| 186454 | SOURCE WATER PROTECTION STUDY | 8,616.71 | 8,433.38 | 8,250.05 | 8,066.72 | 7,883.39 | 7,700.06 | 7,516.73 | 7,333.40 |
| 186455 | HARRIS POND BATHYMETRIC SURVEY | 4,633.66 | 4,213.94 | 3,794.22 | 3,374.51 | 2,954.79 | 2,535.08 | 2,115.36 | 1,695.65 |
| 186456 | HARRIS & BOWERS POND VEGETATION ASSESSMENT | 7,956.74 | 7,876.01 | 7,795.28 | 7,714.55 | 7,633.82 | 7,553.09 | 7,472.36 | 7,391.63 |
| 186457 | INFILL & DREDGING FEAS STUDY: HARRIS/BOWERS/TINKER | 32,467.82 | 32,144.59 | 31,821.36 | 31,498.13 | 31,174.90 | 30,851.67 | 30,528.44 | 30,205.21 |
| 186458 | HARRIS POND DAM LOD & STUDY | - | - | - | - | - | - | - | - |
| 186459 | SUPPLY POND DAM LOD & STUDY | - | - | - | - | - | - | - | - |
| 186460 | STUMP PD WATRSHD:COMM BAS EDUC | - | - | - | - | - | - | - | - |
| 186461 | STUMP PD STORMWATER BMP | 1,157.12 | 1,146.20 | 1,135.28 | 1,124.36 | 1,113.44 | 1,102.52 | 1,091.60 | 1,080.68 |
| 186465 | STORMWATER BMP RETROFIT EVAL | 4,638.00 | 4,444.75 | 4,251.50 | 4,058.25 | 3,865.00 | 3,671.75 | 3,478.50 | 3,285.25 |
| 186466 | STORMWATER BMP OUTREACH | 14,049.39 | 13,907.48 | 13,765.57 | 13,623.66 | 13,481.75 | 13,339.84 | 13,197.93 | 13,056.02 |
| 186470 | TOWN OF MILFORD-WATERSHED STDY | - | - | - | - | - | - | - | - |
| 186475 | UPPER MERRIMACK WTRSHED STUDY | - | - | - | - | - | - | - | - |

| | | | | | | | | | |
|--------|-----------------------------------|-----------------------|-----------------------|-----------------------|-----------------------|-----------------------|-----------------------|-----------------------|-----------------------|
| 186480 | FACILIT STUDY:NASHUA/MERRIMACK | - | - | - | - | - | - | - | - |
| 186485 | WATERSHED MONITOR-SEDIMENT DEP | 7,868.24 | 7,526.73 | 7,185.24 | 6,843.73 | 6,502.24 | 6,160.73 | 5,819.24 | 5,477.73 |
| 186490 | WATERSHED-ROOF LEADER EDUCAT | 4,640.89 | 4,500.30 | 4,359.71 | 4,219.05 | 4,078.43 | 3,937.78 | 3,797.10 | 3,656.51 |
| 186500 | WATERSHED:BMP RETROFIT EVAL | - | - | - | - | - | - | - | - |
| 186510 | WATERSHED RESTORATION PLAN | 16,187.75 | 15,515.93 | 14,844.17 | 14,172.35 | 13,500.59 | 12,828.77 | 12,157.01 | 11,485.19 |
| 186520 | FEAS STUDY-STSWEEP/CATCH BASIN | 11,192.00 | 10,881.12 | 10,570.24 | 10,259.34 | 9,948.48 | 9,637.62 | 9,326.71 | 9,015.82 |
| 186530 | K-M NATURAL GAS STUDY | 8,320.52 | 8,174.55 | 8,028.58 | 7,882.61 | 7,736.64 | 7,590.67 | 7,444.70 | 7,298.73 |
| 186550 | OSHA COMPLIANCE | - | - | - | - | - | - | - | - |
| 186600 | ASSET MANAGEMENT ASSESS STUDY | 53,291.63 | 51,811.32 | 50,331.01 | 48,850.61 | 47,370.38 | 45,890.15 | 44,409.75 | 42,929.44 |
| 186610 | RISK ASSESSMENT & EMERG PLAN | 116,296.92 | 115,319.63 | 114,342.34 | 113,365.06 | 112,387.78 | 111,410.49 | 110,433.21 | 109,455.92 |
| 186650 | EMINENT DOMAIN COSTS | - | - | - | - | - | - | - | - |
| 186670 | PENNICHUCK BROOK WATERSHED WEB | - | - | - | - | - | - | - | - |
| 186671 | PENNICHUCK BROOK PONDS AERIAL | 2,183.14 | 2,156.84 | 2,130.54 | 2,104.24 | 2,077.94 | 2,051.64 | 2,025.34 | 1,999.04 |
| 186675 | WEB SITE UPGRADE 2006 | - | - | - | - | - | - | - | - |
| 186680 | WEB-SITE UPGRADE 2012 | - | - | - | - | - | - | - | - |
| 186690 | CWS PHASE II & V WAIVER | - | - | - | - | - | - | - | - |
| 186700 | ONGOING WATERSHED STUDY 00-04 | - | - | - | - | - | - | - | - |
| 186710 | WATERSHED PROTECT STUDY - 2005 | - | - | - | - | - | - | - | - |
| 186720 | COMPENSATION STUDY 2004 | - | - | - | - | - | - | - | - |
| 186730 | COMPENSATION STUDY: 2008 | - | - | - | - | - | - | - | - |
| 186770 | WTP SLUDGE TANK CLEANING 2015 | 37,310.37 | 36,680.22 | 36,050.08 | 35,419.93 | 34,789.79 | 34,159.64 | 33,529.50 | 32,899.35 |
| 186775 | WTP SLUDGE TANK CLEANING 2005 | - | - | - | - | - | - | - | - |
| 186780 | PWW BOND APPLICATION FEE | - | - | - | - | - | - | - | - |
| 186790 | LINE OF CREDIT TD BANK | - | - | - | - | - | - | - | - |
| 186860 | MSDC EXP - BEDFORD/POWDER HILL | 310,091.17 | 306,178.33 | 302,265.47 | 298,352.62 | 294,439.78 | 290,526.96 | 286,614.10 | 282,701.25 |
| 186861 | MSDC EXP - MANCHESTER WATER WORKS | 165,653.78 | 164,960.67 | 164,267.56 | 163,574.45 | 162,881.34 | 162,188.23 | 161,495.12 | 160,802.01 |
| 186863 | DEPRECIATION STUDY - 2006 | - | - | - | - | - | - | - | - |
| 186865 | DEPRECIATION STUDY 2007 | - | - | - | - | - | - | - | - |
| 186870 | COST OF REMOVAL ANALYSIS-2007 | - | - | - | - | - | - | - | - |
| 186901 | MILFORD: MASON DR FEASIBILITY | - | - | - | - | - | - | - | - |
| 186910 | FILTRATION MEDIA STUDY 2001 | - | - | - | - | - | - | - | - |
| 186950 | DEFERRED ASSET: PENSION | 12,524,649.00 | 12,467,779.67 | 12,410,910.34 | 12,354,041.01 | 12,297,171.68 | 12,240,302.35 | 12,183,433.02 | 12,126,563.69 |
| 186955 | DEFERRED ASSET:POST 65 HEALTH | 1,672,464.00 | 1,665,874.75 | 1,659,285.50 | 1,652,696.25 | 1,646,107.00 | 1,639,517.75 | 1,632,928.50 | 1,626,339.25 |
| 186960 | DEF ASSET:EARLY RETIRE HEALTH | - | - | - | - | - | - | - | - |
| 186998 | EMINENT DOMAIN ALLOWANCE | - | - | - | - | - | - | - | - |
| | | 78,897,117.89 | 78,653,829.11 | 78,412,385.74 | 78,169,131.07 | 77,925,715.30 | 77,669,286.65 | 77,411,005.31 | 77,154,427.87 |
| 183000 | DEFERRED TAX ASSET | - | - | - | - | - | - | - | - |
| 183001 | GROSS-UP TO REG ASSET AFUDC | - | - | - | - | - | - | - | - |
| 183100 | PRELIM SURVEY/INVESTIGATE CHR | - | - | - | - | - | - | - | - |
| 162900 | DEFERRED ASSET - PENSION | - | - | - | - | - | - | - | - |
| 162905 | DEFERRED ASSET-POST 65 HEALTH | - | - | - | - | - | - | - | - |
| 162915 | DEFR ASSET:EARLY RETIRE HEALTH | - | - | - | - | - | - | - | - |
| 181000 | UNAMORTIZED DEBT EXPENSE | 14,810,580.39 | 14,559,286.45 | 14,306,330.12 | 14,049,955.29 | 14,044,814.67 | 13,788,556.64 | 13,531,254.61 | 13,273,981.58 |
| 181100 | UNAMORT DEBT EXPENSE: OID | - | - | - | - | - | - | - | - |
| | Total Other Assets | 93,707,698.28 | 93,213,115.56 | 92,718,715.86 | 92,219,086.36 | 91,970,529.97 | 91,457,843.29 | 90,942,259.92 | 90,428,409.45 |
| | Total Assets | 312,814,184.37 | 312,206,422.25 | 305,092,282.28 | 305,164,947.42 | 305,268,113.08 | 307,597,485.92 | 309,849,034.73 | 311,058,144.22 |
| | Equity and Liabilities | | | | | | | | |
| | Shareholder's Equity | | | | | | | | |

| | | | | | | | | | |
|--------|---------------------------------------|-------------------------|-------------------------|------------------------|------------------------|------------------------|------------------------|------------------------|------------------------|
| 201100 | COMMON STOCK | (30,000.00) | (30,000.00) | (30,000.00) | (30,000.00) | (30,000.00) | (30,000.00) | (30,000.00) | (30,000.00) |
| 211000 | ADDITIONAL PAID IN CAPITAL | (101,130,971.74) | (101,130,971.74) | (97,539,518.17) | (97,539,518.17) | (97,539,518.17) | (97,539,518.17) | (97,539,518.17) | (97,539,518.17) |
| 219100 | OTHER COMPREHENSIVE INCOME | - | - | - | - | - | - | - | - |
| 438000 | DIVIDENDS: COMMON STOCK | - | - | - | - | - | - | - | - |
| | Retained Earnings | | | | | | | | |
| 215500 | RETAINED EARNINGS BEG - PWW | - | (2,409,721.16) | - | - | - | - | - | - |
| | Net Profit or Loss | (2,409,721.16) | 592,143.30 | 1,079,518.52 | 1,324,391.88 | 1,914,428.70 | 2,026,810.01 | 1,214,750.85 | 796,630.65 |
| | Total Equity | (103,570,692.90) | (102,978,549.60) | (96,489,999.65) | (96,245,126.29) | (95,655,089.47) | (95,542,708.16) | (96,354,767.32) | (96,772,887.52) |
| | Total Long Term Debt | | | | | | | | |
| 221000 | LONG TERM DEBT: BONDS & NOTES | - | - | - | - | - | - | - | - |
| 221001 | LTD: PAYCHECK PROTECTION PROGRAM LOAN | (2,543,662.00) | (2,543,662.00) | (2,543,662.00) | (2,543,662.00) | (2,543,662.00) | (2,543,662.00) | (2,543,662.00) | (2,543,662.00) |
| 221002 | LONG TERM DEBT-SRF/HUBBARD | (5,561.71) | (3,707.54) | (1,853.37) | - | - | - | - | - |
| 221003 | LONG TERM DEBT: TWIN RIDGE SRF | - | - | - | - | - | - | - | - |
| 221005 | SRF LOAN CONTRACT #4 | (1,451,774.06) | (1,438,622.17) | (1,424,498.40) | (1,410,801.08) | (1,397,063.95) | (1,383,286.89) | (1,369,469.79) | (1,355,612.52) |
| 221006 | LTD - SRF/ASHLEY COMMONS | (157,250.08) | (156,373.08) | (155,315.08) | (154,336.08) | (153,350.08) | (152,356.08) | (151,355.08) | (150,347.08) |
| 221007 | LTD - SRF/FRENCH HILL | (486,448.52) | (484,182.52) | (481,424.52) | (478,882.52) | (476,319.52) | (473,736.52) | (471,133.52) | (468,510.52) |
| 221008 | LTD: SRF/ARMORY-SOUTH NASHUA | (108,724.00) | (108,174.00) | (107,509.00) | (106,894.00) | (106,275.00) | (105,651.00) | (105,022.00) | (104,389.00) |
| 221009 | LTD: SRF/GLEN RIDGE | (37,042.00) | (36,874.00) | (36,669.00) | (36,480.00) | (36,290.00) | (36,098.00) | (35,905.00) | (35,710.00) |
| 221010 | LTD: SRF/DREW WOODS | (500,027.19) | (496,705.19) | (493,175.19) | (489,737.19) | (486,290.19) | (482,835.19) | (479,371.19) | (475,899.19) |
| 221011 | LTD: AULI | - | - | - | - | - | - | - | - |
| 221012 | LTD: 1997 BFANH | - | - | - | - | - | - | - | - |
| 221013 | LTD: 2005A BONDS | - | - | - | - | - | - | - | - |
| 221014 | LTD: 2005B BONDS | - | - | - | - | - | - | - | - |
| 221015 | LTD: 2005C BONDS | - | - | - | - | - | - | - | - |
| 221016 | LTD: SERIES A BONDS | - | - | - | - | - | - | - | - |
| 221017 | LTD: SERIES BC-3 BONDS | - | - | - | - | - | - | - | - |
| 221018 | LTD: SERIES BC-4 BONDS | - | - | - | - | - | - | - | - |
| 221019 | LTD: CROSS ST-AMHERST | - | - | - | - | - | - | - | - |
| 221020 | LTD: BOSTON POST RD-AMHERST | - | - | - | - | - | - | - | - |
| 221021 | LTD: BURKE STREET | (1,696,451.85) | (1,688,527.90) | (1,680,192.33) | (1,672,037.52) | (1,663,865.97) | (1,655,677.64) | (1,647,472.50) | (1,639,250.51) |
| 221022 | LTD: 2014A BONDS | - | - | - | - | - | - | - | - |
| 221023 | LTD: 2014B BONDS | (4,725,000.00) | (4,620,000.00) | (4,615,000.00) | (4,615,000.00) | (4,615,000.00) | (4,615,000.00) | (4,615,000.00) | (4,615,000.00) |
| 221024 | LTD: SRF/TIMBERLINE BOOSTER STATION | (255,696.20) | (254,517.44) | (253,273.62) | (252,058.36) | (250,840.46) | (249,619.90) | (248,396.68) | (247,170.79) |
| 221025 | LTD: SRF/RAW WATER TRANSMISSION | (2,618,390.69) | (2,607,131.69) | (2,595,407.69) | (2,583,887.69) | (2,572,348.69) | (2,560,791.69) | (2,549,215.69) | (2,537,620.69) |
| 221026 | LTD: SERIES 2015A BONDS | - | - | - | - | - | - | - | - |
| 221027 | LTD: SERIES 2015B BONDS | - | - | - | - | - | - | - | - |
| 221028 | LTD:SRF NASHUA CORE-AMHERST ST | (1,046,802.09) | (1,045,028.33) | (1,043,069.85) | (1,041,192.51) | (1,039,307.67) | (1,037,415.32) | (1,035,515.46) | (1,033,608.05) |
| 221029 | LTD:SERIES 2018A BONDS | (4,460,000.00) | (4,460,000.00) | (4,460,000.00) | (4,460,000.00) | (4,460,000.00) | (4,460,000.00) | (4,460,000.00) | (4,460,000.00) |
| 221030 | LTD:SERIES 2018B BONDS | (805,000.00) | (805,000.00) | (805,000.00) | (705,000.00) | (705,000.00) | (705,000.00) | (705,000.00) | (705,000.00) |
| 221031 | LTD:SERIES 2019A BONDS | (7,945,000.00) | (7,945,000.00) | (7,945,000.00) | (7,805,000.00) | (7,805,000.00) | (7,805,000.00) | (7,805,000.00) | (7,805,000.00) |
| 221032 | LTD:SERIES 2019B BONDS | - | - | - | - | - | - | - | - |
| 221033 | LTD: DWGTF 3.375M LOAN | (3,145,925.03) | (3,140,058.89) | (3,134,179.53) | (3,128,286.92) | (3,122,381.03) | (3,116,461.84) | (3,110,529.31) | (3,104,583.41) |
| 221034 | LTD: DWGTF/MERRIMACK INTAKE 5.5M | (5,373,964.77) | (5,355,857.17) | (5,355,551.17) | (5,346,305.45) | (5,337,033.69) | (5,327,735.81) | (5,318,411.75) | (5,309,061.42) |
| 221035 | LTD:SERIES 2020A BONDS | (7,000,000.00) | (7,000,000.00) | (7,000,000.00) | (7,000,000.00) | (7,000,000.00) | (7,000,000.00) | (7,000,000.00) | (7,000,000.00) |
| 221036 | LTD:SERIES 2020B BONDS | (255,000.00) | (255,000.00) | (255,000.00) | (125,000.00) | (125,000.00) | (125,000.00) | (125,000.00) | (125,000.00) |
| 221037 | LTD:SERIES 2020C BONDS | (72,420,000.00) | (72,420,000.00) | (72,420,000.00) | (72,405,000.00) | (72,405,000.00) | (72,405,000.00) | (72,405,000.00) | (72,420,000.00) |
| 221038 | LTD:SERIES 2021A BONDS | - | - | - | - | (4,985,000.00) | (4,985,000.00) | (4,985,000.00) | (4,985,000.00) |
| 221039 | LTD:SERIES 2021B BONDS | - | - | - | - | (85,000.00) | (85,000.00) | (85,000.00) | (85,000.00) |
| 221056 | FORGIVABLE DEBT: ASHLEY COMMON | (104,497.91) | (103,556.49) | (102,615.06) | (101,673.64) | (100,732.22) | (99,790.80) | (98,849.37) | (97,907.95) |
| 221057 | FORGIVABLE DEBT: FRENCH HILL | (339,957.62) | (337,237.95) | (334,518.28) | (331,798.61) | (329,078.94) | (326,359.27) | (323,639.60) | (320,919.93) |
| 221058 | FORGIVABLE DEBT:ARMORY-NASHUA | (74,685.60) | (74,057.98) | (73,430.36) | (72,802.74) | (72,175.12) | (71,547.50) | (70,919.88) | (70,292.26) |
| 221059 | FORGIVABLE DEBT: GLEN RIDGE | (26,037.76) | (25,832.74) | (25,627.72) | (25,422.70) | (25,217.68) | (25,012.66) | (24,807.64) | (24,602.62) |

| | | | | | | | | | |
|--------|--|-------------------------|-------------------------|-------------------------|-------------------------|-------------------------|-------------------------|-------------------------|-------------------------|
| 221060 | FORGIVABLE DEBT: AMHERST ST | (246,462.58) | (245,682.64) | (244,902.70) | (244,122.76) | (243,342.82) | (242,562.88) | (241,782.94) | (241,003.00) |
| 221200 | ORIGINAL ISSUE DISCOUNT | - | - | - | - | - | - | - | - |
| | Long Term Debt | (117,829,361.66) | (117,650,789.72) | (117,586,874.87) | (117,135,381.77) | (122,140,575.03) | (122,075,600.99) | (122,010,459.40) | (121,960,150.94) |
| | Current Liabilities | | | | | | | | |
| 232100 | FIXED ASSET LINE OF CREDIT | (4,549,558.80) | (5,245,263.68) | (5,604,721.09) | (5,604,721.09) | (804,863.20) | (1,296,599.07) | (2,076,335.25) | (3,438,469.07) |
| 221100 | CURRENT PORTION LONG TERM DEBT | - | - | - | - | - | - | - | - |
| 221101 | STD: PAYCHECK PROTECTION PROGRAM LOAN | - | - | - | - | - | - | - | - |
| 221102 | CURRENT PORTION LTD:HUBBARD | (22,250.04) | (22,250.04) | (22,250.04) | (22,249.24) | (20,395.07) | (18,540.90) | (16,686.73) | (14,832.56) |
| 221105 | CURRENT PORTION LTD:CONT #4 | (160,370.37) | (160,370.37) | (161,304.02) | (161,772.88) | (162,243.10) | (162,714.69) | (163,187.64) | (163,661.98) |
| 221106 | CURR PORTION LTD: ASHLEY COMM | (11,002.00) | (11,002.00) | (11,176.00) | (11,263.00) | (11,350.00) | (11,438.00) | (11,526.00) | (11,614.00) |
| 221107 | CURR PORTION LTD:FRENCH HILL | (28,486.00) | (28,486.00) | (28,959.00) | (29,196.00) | (29,435.00) | (29,674.00) | (29,913.00) | (30,153.00) |
| 221108 | CURRENT PORTION LTD: ARMORY | (6,904.00) | (6,904.00) | (7,014.00) | (7,070.00) | (7,125.00) | (7,181.00) | (7,237.00) | (7,292.00) |
| 221109 | CURRENT PORTION LTD:GLEN RIDGE | (2,112.00) | (2,112.00) | (2,148.00) | (2,166.00) | (2,184.00) | (2,202.00) | (2,220.00) | (2,238.00) |
| 221110 | CURRENT PORTION LTD:DREW WOODS | (40,410.00) | (40,410.00) | (40,610.00) | (40,709.00) | (40,809.00) | (40,909.00) | (41,010.00) | (41,110.00) |
| 221111 | CURRENT PORTION LTD: AULI | - | - | - | - | - | - | - | - |
| 221112 | CURRENT PORTION LTD:1997 BFANH | - | - | - | - | - | - | - | - |
| 221121 | CURRENT PORTION LTD: NASHUA CORE-2014 | (96,168.67) | (96,168.67) | (96,564.01) | (96,762.29) | (96,960.98) | (97,160.07) | (97,359.57) | (97,559.48) |
| 221122 | CURRENT PORTION LTD:2014A | - | - | - | - | - | - | - | - |
| 221123 | CURRENT PORTION LTD:2014B | (105,000.00) | (105,000.00) | (110,000.00) | (110,000.00) | (110,000.00) | (110,000.00) | (110,000.00) | (110,000.00) |
| 221124 | CURRENT PORTION LTD:TIMBERLINE BOOSTER STATION | (14,315.99) | (14,315.99) | (14,378.48) | (14,409.83) | (14,441.24) | (14,472.73) | (14,504.28) | (14,535.91) |
| 221125 | CURRENT PORTION LTD:SRF RAW WATER TRANSMISSION | (136,333.00) | (136,333.00) | (136,779.00) | (137,003.00) | (137,227.00) | (137,451.00) | (137,675.00) | (137,900.00) |
| 221126 | CURRENT PORTION LTD: 2015A | - | - | - | - | - | - | - | - |
| 221127 | CURRENT PORTION LTD: 2015B | - | - | - | - | - | - | - | - |
| 221128 | CURRENT PORTION LTD: SRF NASHUA CORE | (21,770.69) | (21,770.69) | (21,948.10) | (22,037.05) | (22,126.15) | (22,215.41) | (22,304.82) | (22,394.39) |
| 221129 | CURRENT PORTION LTD: SERIES 2018A | - | - | - | - | - | - | - | - |
| 221130 | CURRENT PORTION LTD: SERIES 2018B | (95,000.00) | (95,000.00) | (95,000.00) | (100,000.00) | (100,000.00) | (100,000.00) | (100,000.00) | (100,000.00) |
| 221131 | CURRENT PORTION LTD: SERIES 2019A | (135,000.00) | (135,000.00) | (135,000.00) | (140,000.00) | (140,000.00) | (140,000.00) | (140,000.00) | (140,000.00) |
| 221132 | CURRENT PORTION LTD: SERIES 2019B | - | - | - | - | - | - | - | - |
| 221133 | CURRENT PORTION LTD: DWGTF 3.375M LOAN | (46,456.82) | (52,322.96) | (58,202.32) | (64,094.93) | (70,000.82) | (70,158.55) | (70,316.64) | (70,475.09) |
| 221134 | CURRENT PORTION LTD: DWGTF/MERRIMACK INTAKE 5.5M | (108,332.63) | (108,637.76) | (108,943.76) | (109,250.62) | (109,558.34) | (109,866.93) | (110,176.38) | (110,486.71) |
| 221135 | CURRENT PORTION LTD: SERIES 2020A | - | - | - | - | - | - | - | - |
| 221136 | CURRENT PORTION LTD: SERIES 2020B | (125,000.00) | (125,000.00) | (125,000.00) | (130,000.00) | (130,000.00) | (130,000.00) | (130,000.00) | (130,000.00) |
| 221137 | CURRENT PORTION LTD: SERIES 2020C | (1,210,000.00) | (1,210,000.00) | (1,210,000.00) | (1,225,000.00) | (1,225,000.00) | (1,225,000.00) | (1,225,000.00) | (1,210,000.00) |
| 221138 | CURRENT PORTION LTD: SERIES 2021A | - | - | - | - | (80,000.00) | (80,000.00) | (80,000.00) | (80,000.00) |
| 221139 | CURRENT PORTION LTD: SERIES 2021B | - | - | - | - | (40,000.00) | (40,000.00) | (40,000.00) | (40,000.00) |
| 221156 | FORGIVABLE DEBT: STD ASHLEY CM | (11,297.07) | (11,297.07) | (11,297.07) | (11,297.07) | (11,297.07) | (11,297.07) | (11,297.07) | (11,297.07) |
| 221157 | FORGIVABLE DEBT: STD FRENCH HL | (32,636.04) | (32,636.04) | (32,636.04) | (32,636.04) | (32,636.04) | (32,636.04) | (32,636.04) | (32,636.04) |
| 221158 | FORGIVABLE DEBT: STD ARMORY NA | (7,531.44) | (7,531.44) | (7,531.44) | (7,531.44) | (7,531.44) | (7,531.44) | (7,531.44) | (7,531.44) |
| 221159 | FORGIVABLE DEBT: STD GLENRIDGE | (2,460.24) | (2,460.24) | (2,460.24) | (2,460.24) | (2,460.24) | (2,460.24) | (2,460.24) | (2,460.24) |
| 221160 | FORGIVABLE DEBT: AMHERST ST | (9,359.28) | (9,359.28) | (9,359.28) | (9,359.28) | (9,359.28) | (9,359.28) | (9,359.28) | (9,359.28) |
| | Current Portion of Long Term Debt | (6,977,755.08) | (7,679,631.23) | (8,053,281.89) | (8,090,989.00) | (3,417,002.97) | (3,908,867.42) | (4,688,736.38) | (6,036,006.26) |
| | Accounts Payable & Accr Expenses | | | | | | | | |
| 222000 | ACCOUNTS PAYABLE | - | - | - | - | - | - | - | - |
| 231000 | ACCOUNTS PAYABLE | (563,478.71) | (660,220.36) | (435,545.47) | (449,445.15) | (294,469.18) | (266,982.65) | (849,247.66) | (700,965.31) |
| 231111 | ACCOUNTS PAYABLE | (27,030.79) | (2,109.85) | (16,490.08) | (20,712.08) | (7,107.98) | (22,678.95) | (23,904.55) | (18,246.09) |
| 231222 | ACCOUNTS PAYABLE | (776,883.25) | (100,140.41) | (48,469.78) | (651,378.09) | (50,013.83) | (696,524.09) | (1,298,656.99) | (553,271.56) |
| 236110 | PAYROLL TAXES PAYABLE | - | - | - | - | - | - | - | - |
| 236111 | FICA TAXES PAYABLE | - | - | - | - | - | - | - | - |
| 236112 | EMPLOYEE WITHHOLDING PAYABLE | - | - | - | - | - | - | - | - |
| 236113 | SUTA TAX PAYABLE - NH | - | - | - | - | - | - | - | - |
| 236114 | FED UNEMPLOYMENT TAX PAYABLE | - | - | - | - | - | - | - | - |
| 236115 | LOCAL PROPERTY TAXES PAYABLE | - | (78,750.33) | (157,500.66) | (223,324.99) | (421,563.75) | (856,066.50) | (4,191.83) | (83,059.00) |
| 236117 | SECTION 125 WITHHOLDING | 4,163.21 | 4,163.21 | 2,861.46 | 2,855.65 | 4,163.21 | 2,855.65 | 1,558.09 | 4,157.40 |

| | | | | | | | | | |
|--------|--------------------------------------|------------------------|------------------------|------------------------|------------------------|-----------------------|-----------------------|-----------------------|------------------------|
| 236118 | MASS STATE TAX | - | - | - | - | - | - | - | - |
| 236119 | ACCRUED TAXES | - | - | - | - | - | - | - | - |
| 237110 | ACCRUED INTEREST LTD | (1,251,998.78) | (1,446,982.98) | (423,433.19) | (296,898.23) | (624,061.73) | (962,023.56) | (1,182,697.91) | (1,520,186.25) |
| 237115 | ACCR INT BC1 AUCTION RATE BNDS | - | - | - | - | - | - | - | - |
| 237120 | ACCRUED INTEREST - LOC | (16,319.72) | (19,143.30) | (19,686.15) | (22,218.35) | (11,911.18) | (15,435.54) | (18,593.97) | (15,488.55) |
| 241100 | UNION DUES PAYABLE | - | (4,469.52) | (9,025.12) | (5,474.14) | (4,572.37) | (4,567.94) | (5,722.86) | (5,702.85) |
| 241210 | 401K WITHHOLDING PAYABLE | (12,930.52) | - | (36.89) | (12,525.80) | (36.89) | (36.89) | (13,834.59) | (87.23) |
| 241215 | 401K LOAN WITHHOLDING PAYABLE | (3,550.29) | - | - | (3,379.11) | - | - | (3,238.89) | - |
| 241220 | UNITED WAY WITHHELD | - | (156.00) | (312.00) | (507.00) | (468.00) | (156.00) | (195.00) | (156.00) |
| 241223 | DEPENDENT CARE - FSA | 365.69 | 365.69 | 315.69 | 315.69 | 365.69 | 315.69 | 265.69 | 365.69 |
| 241226 | LTD INSURANCE | (1,210.79) | (975.68) | (691.86) | (1,138.86) | (960.73) | (719.14) | (1,191.77) | (935.22) |
| 241228 | CAR AND/OR HOME INS WITHHELD | (11.90) | (24.21) | (24.21) | (24.21) | (11.90) | (11.90) | (11.90) | (11.90) |
| 241230 | LIFE INSURANCE WITHHELD | 179.93 | 466.26 | 750.39 | 319.71 | 694.12 | 1,064.38 | 581.69 | 929.16 |
| 241237 | VOLUNTARY ACCIDENT INS WITHHELD | 155.14 | 203.16 | 254.21 | 181.90 | 224.82 | 270.71 | 196.70 | 250.97 |
| 241238 | VISION INSURANCE WITHHELD | (595.34) | (475.92) | (324.60) | (536.51) | (437.48) | (371.81) | (579.17) | (465.45) |
| 241300 | MISC CURRENT ACCRUED LIABILITY | (203,525.39) | (148,140.62) | (215,799.35) | (289,359.61) | (288,405.77) | (743,968.26) | (472,455.98) | (385,247.92) |
| 241350 | ACCRUED LIABILITY - RETAINAGE | (205,967.56) | (205,967.56) | (205,967.56) | (269,759.01) | (163,907.59) | (240,458.24) | (319,446.11) | (362,744.01) |
| 241900 | ACCRUED PAYROLL | (145,429.37) | (189,251.85) | (186,279.24) | (114,027.57) | (190,487.29) | (200,805.66) | (119,669.46) | (200,892.14) |
| 241905 | ACCRUED EMPLOYER PAYROLL TAXES | (10,630.72) | (17,979.87) | (15,724.56) | (8,661.85) | (22,744.47) | (23,584.24) | (17,548.25) | (23,580.53) |
| 241910 | ACCRUED VACATION - PWW | (136,805.67) | (191,124.06) | (220,076.25) | (254,137.66) | (282,522.73) | (293,645.07) | (287,114.17) | (267,839.39) |
| | | (3,351,504.83) | (3,060,714.20) | (1,951,205.22) | (2,619,835.27) | (2,358,235.03) | (4,323,530.01) | (4,615,698.89) | (4,133,176.18) |
| 241236 | ACCRUED LIAB PENSION-SHORT TRM | - | - | - | - | - | - | - | - |
| 241304 | EARLY RETIREE LIAB-HEALTH - ST | - | - | - | - | - | - | - | - |
| 241316 | POST-65 HEALTH LIABILITY - ST | - | - | - | - | - | - | - | - |
| 228900 | MASS TAXES PAYABLE | - | - | - | - | - | - | - | - |
| | Customer Deposits | | | | | | | | |
| 235100 | SERVICE INSTALLATION DEPOSITS | (16,245.65) | (19,042.11) | (22,413.06) | (31,806.06) | (43,347.06) | (54,213.06) | (58,062.70) | (59,930.00) |
| 235150 | CONSTRUCTION METER DEPOSITS | (3,600.00) | (3,600.00) | (3,600.00) | (3,600.00) | (4,400.00) | (4,800.00) | (5,400.00) | (6,000.00) |
| 235250 | HARDSHIP CASE: CREDITS | (205.63) | (205.63) | (205.63) | (205.63) | (205.63) | (205.63) | (205.63) | (205.63) |
| 235350 | DEPOSITS - MERRIMACK SOURCE DEV | (8,365.27) | (2,246.50) | (2,246.50) | (2,246.50) | (3,403.50) | (3,403.50) | (3,403.50) | (3,403.50) |
| 235550 | SERVICE DEPOSITS: SALISBURY | (834.00) | (1,914.00) | (1,914.00) | (1,698.00) | (1,590.00) | (1,806.00) | (1,914.00) | (2,130.00) |
| 235551 | SERVICE DEPOSITS: SALS B METERS | - | - | - | - | - | - | - | - |
| 235600 | SERVICE INSTALL DEPOSITS - PAC | (320.00) | (320.00) | (160.00) | (160.00) | (160.00) | (160.00) | (160.00) | (460.00) |
| 235700 | SERVICE INST DEPOSITS - PEU | (16,934.37) | (14,237.00) | (9,495.00) | (9,112.00) | (6,851.30) | (4,426.08) | (3,934.42) | (21,085.42) |
| 235750 | DEPOSIT-AMHERST (TCI) PROJECT ESCROW | - | - | - | - | - | - | - | - |
| 235800 | DEPOSITS | - | - | - | - | - | - | (5,000.00) | (5,000.00) |
| 235850 | DEPOSITS - SG BEDFORD | (21,033.55) | (21,033.55) | (21,033.55) | (21,033.55) | (21,033.55) | (21,033.55) | (21,033.55) | (21,033.55) |
| | | (67,538.47) | (62,598.79) | (61,067.74) | (69,861.74) | (80,991.04) | (90,047.82) | (99,113.80) | (119,248.10) |
| | Total Current Liabilities | (10,396,798.38) | (10,802,944.22) | (10,065,554.85) | (10,780,686.01) | (5,856,229.04) | (8,322,445.25) | (9,403,549.07) | (10,288,430.54) |
| | Other Deferred Credits | | | | | | | | |
| 241305 | EARLY RETIREE LIABILITY-HEALTH | - | - | - | - | - | - | - | - |
| 241315 | POST-65 HEALTH LIABILITY | (5,549,218.00) | (5,571,730.18) | (5,593,460.36) | (5,622,662.28) | (5,644,912.46) | (5,667,162.64) | (5,689,150.82) | (5,711,139.00) |
| 186440 | VEBA TRUST - UNION | 506,772.91 | 506,772.91 | 506,772.91 | 506,772.91 | 506,772.91 | 506,772.91 | 506,772.91 | 506,772.91 |
| 186445 | VEBA TRUST - NON-UNION | 132,529.70 | 132,529.70 | 132,529.70 | 132,529.70 | 132,529.70 | 132,529.70 | 132,529.70 | 132,529.70 |
| | | (4,909,915.39) | (4,932,427.57) | (4,954,157.75) | (4,983,359.67) | (5,005,609.85) | (5,027,860.03) | (5,049,848.21) | (5,071,836.39) |
| 241306 | ACC LIAB: SUP EXEC RETIRE PLAN | (308,451.62) | (301,446.17) | (294,313.36) | (292,787.55) | (285,590.55) | (278,372.15) | (273,531.75) | (266,313.35) |
| 253001 | DEFERRED RENT LIABILITY | - | - | - | - | - | - | - | - |
| 253002 | OTHER DEFERRED CREDITS | - | - | - | - | - | - | - | - |
| 253005 | DEFRENT CR-HECOP III FITUP ALO | (23,492.77) | (21,411.87) | (19,330.97) | (17,250.07) | (40,826.64) | (38,683.32) | (36,540.00) | (34,396.68) |

| | | | | | | | | | |
|---|---------------------------------------|-------------------------|-------------------------|-------------------------|-------------------------|-------------------------|-------------------------|-------------------------|-------------------------|
| 253100 | DEFERRED GAIN: ARMORY ARRA | - | - | - | - | - | - | - | - |
| 253101 | DEFERRED GAIN:ASHLEY CMNS ARRA | - | - | - | - | - | - | - | - |
| | | (331,944.39) | (322,858.04) | (313,644.33) | (310,037.62) | (326,417.19) | (317,055.47) | (310,071.75) | (300,710.03) |
| 263231 | ACCURED LIABILITY: PENSION | (15,423,508.00) | (15,239,478.75) | (15,348,449.50) | (15,457,420.25) | (15,223,391.00) | (15,332,361.75) | (15,441,332.50) | (15,448,403.25) |
| 241235 | ACCRUED STOCK COMP EXPENSE | - | - | - | - | - | - | - | - |
| 251000 | UNAMORTIZED DEBT PREMIUM | - | - | - | - | - | - | - | - |
| 251001 | UNAMORTIZED DEBT PREMIUM-SERIES 2014A | (1,553,554.77) | (1,548,160.48) | (1,542,766.19) | (1,537,371.90) | (1,531,977.61) | (1,526,583.32) | (1,521,189.03) | (1,515,794.74) |
| 251002 | UNAMORTIZED DEBT PREMIUM-SERIES 2015A | (874,748.65) | (871,832.82) | (868,916.99) | (866,001.16) | (863,085.33) | (860,169.50) | (857,253.67) | (854,337.84) |
| 251003 | UNAMORTIZED DEBT PREMIUM-SERIES 2015B | (182,006.80) | (180,490.08) | (178,973.36) | (177,456.64) | (175,939.92) | (174,423.20) | (172,906.48) | (171,389.76) |
| 251004 | UNAMORTIZED DEBT PREMIUM-SERIES 2018B | (111,626.19) | (111,284.82) | (110,943.45) | (110,602.08) | (110,260.71) | (109,919.34) | (109,577.97) | (109,236.60) |
| 251005 | UNAMORTIZED DEBT PREMIUM-SERIES 2019B | (306,974.22) | (306,068.69) | (305,163.16) | (304,257.63) | (303,352.10) | (302,446.57) | (301,541.04) | (300,635.51) |
| 251006 | UNAMORTIZED DEBT PREMIUM-SERIES 2020A | (80,131.20) | (79,903.55) | (79,675.90) | (79,448.25) | (79,220.60) | (78,992.95) | (78,765.30) | (78,537.65) |
| 251007 | UNAMORTIZED DEBT PREMIUM-SERIES 2021A | - | - | - | - | (702,676.88) | (700,719.56) | (698,762.24) | (696,804.92) |
| 255100 | UNAMORTIZED INVESTMENT CREDIT | (404,526.00) | (401,773.00) | (399,020.00) | (396,267.00) | (393,514.00) | (390,761.00) | (388,008.00) | (385,255.00) |
| 283105 | REG LIABILITY-EXCESS DEF TAX | (246,109.06) | (246,109.06) | (246,109.06) | (246,109.06) | (246,109.06) | (246,109.06) | (246,109.06) | (246,109.06) |
| 283106 | DEF TAX LIAB-UNAMORTIZED ITC | (293,319.32) | (292,296.32) | (291,273.32) | (290,250.32) | (289,227.32) | (288,204.32) | (287,181.32) | (286,158.32) |
| 283107 | GROSSUP TO REG LIAB EXCESS DEF | (161,423.59) | (161,423.59) | (161,423.59) | (161,423.59) | (161,423.59) | (161,423.59) | (161,423.59) | (161,423.59) |
| 282100 | DEFERRED TAX ASSET | - | - | - | - | - | - | - | - |
| 282200 | DEFERRED INCOME TAXES | (16,563,826.48) | (16,563,826.48) | (16,563,826.48) | (16,563,826.48) | (16,563,826.48) | (16,563,826.48) | (16,563,826.48) | (16,563,826.48) |
| 283100 | ACCUM DEFERRED INC TAX-REG LIABILITY | (7,395,319.00) | (7,395,319.00) | (7,395,319.00) | (7,395,319.00) | (7,395,319.00) | (7,395,319.00) | (7,395,319.00) | (7,395,319.00) |
| 282201 | DEF TAX OFFSET TO REG LIAB ITC | 293,319.32 | 292,296.32 | 291,273.32 | 290,250.32 | 289,227.32 | 288,204.32 | 287,181.32 | 286,158.32 |
| 282202 | DEF TAX OFFSET TO GU REG ASSET | - | - | - | - | - | - | - | - |
| 282203 | DEF TAX OFFSET TO GU REG LIAB | 161,423.59 | 161,423.59 | 161,423.59 | 161,423.59 | 161,423.59 | 161,423.59 | 161,423.59 | 161,423.59 |
| Contributions in Aid of Construction - All Divisions | | | | | | | | | |
| 271200 | CONTRIBUTIONS IN AID OF CONST | (38,786,616.06) | (38,796,372.26) | (38,933,060.54) | (38,934,861.67) | (39,122,686.29) | (39,125,935.20) | (39,510,535.51) | (39,526,028.82) |
| 271201 | CIAC: BON TERRAIN | (959,060.87) | (959,060.87) | (959,060.87) | (959,060.87) | (959,060.87) | (959,060.87) | (959,060.87) | (959,060.87) |
| 271202 | CIAC: TAYLOR FALLS BOOSTER STA | (150,000.00) | (150,000.00) | (150,000.00) | (150,000.00) | (150,000.00) | (150,000.00) | (150,000.00) | (150,000.00) |
| 271205 | CIAC: TOWN OF AMHERST | (43,000.00) | (43,000.00) | (43,000.00) | (43,000.00) | (43,000.00) | (43,000.00) | (43,000.00) | (43,000.00) |
| 271210 | CIAC: MAST ROAD | (8,500.00) | (8,500.00) | (8,500.00) | (8,500.00) | (8,500.00) | (8,500.00) | (8,500.00) | (8,500.00) |
| 271220 | CIAC: LITTLE POND MAINS | (148,434.95) | (148,434.95) | (148,434.95) | (148,434.95) | (148,434.95) | (148,434.95) | (148,434.95) | (148,434.95) |
| 271225 | CIAC: PWDRHILL/DUNLAP WDS TANK | (55,080.00) | (55,080.00) | (55,080.00) | (55,080.00) | (55,080.00) | (55,080.00) | (55,080.00) | (55,080.00) |
| 271230 | CIAC: URBAN RUNOFF | (62,600.00) | (62,600.00) | (62,600.00) | (62,600.00) | (62,600.00) | (62,600.00) | (62,600.00) | (62,600.00) |
| 271240 | CIAC-NEW SERVICES:ENGLISH WOOD | (7,610.69) | (7,610.69) | (7,610.69) | (7,610.69) | (7,610.69) | (7,610.69) | (7,610.69) | (7,610.69) |
| 271250 | CIAC: SAFE WATER DRINKING ACT | (55,365.80) | (55,365.80) | (55,365.80) | (55,365.80) | (55,365.80) | (55,365.80) | (55,365.80) | (55,365.80) |
| 271260 | CIAC: AUTUMN WOODS BOOSTER STA | (82,592.00) | (82,592.00) | (82,592.00) | (82,592.00) | (82,592.00) | (82,592.00) | (82,592.00) | (82,592.00) |
| 271270 | CIAC: CHERRY LANE WELL | (35,000.00) | (35,000.00) | (35,000.00) | (35,000.00) | (35,000.00) | (35,000.00) | (35,000.00) | (35,000.00) |
| 271275 | CIAC: MANCHESTER INTERCONNECT | (422,611.50) | (422,611.50) | (422,611.50) | (422,611.50) | (422,611.50) | (422,611.50) | (422,611.50) | (422,611.50) |
| 271310 | CIAC - MAPLEWOOD | (269,612.00) | (269,612.00) | (269,612.00) | (269,612.00) | (269,612.00) | (269,612.00) | (269,612.00) | (275,927.00) |
| 271320 | CIAC - LAUREL WOODS | (242,348.60) | (242,348.60) | (242,348.60) | (242,348.60) | (242,348.60) | (242,348.60) | (242,348.60) | (242,348.60) |
| 271400 | CONTR IN AID OF CONST-DEV INST | (2,348,455.85) | (2,348,455.85) | (2,348,455.85) | (2,348,455.85) | (2,348,455.85) | (2,348,455.85) | (2,348,455.85) | (2,348,455.85) |
| 271550 | CIAC: AUTUMN WOODS | (189,754.78) | (189,754.78) | (189,754.78) | (189,754.78) | (189,754.78) | (189,754.78) | (189,754.78) | (189,754.78) |
| 252001 | CUST ADV FOR CONST: MVD INTER | (84,000.00) | (84,000.00) | (84,000.00) | (84,000.00) | (84,000.00) | (84,000.00) | (84,000.00) | (84,000.00) |
| | | (43,950,643.10) | (43,960,399.30) | (44,097,087.58) | (44,098,888.71) | (44,286,713.33) | (44,289,962.24) | (44,674,562.55) | (44,696,370.86) |
| Reserve for Amort of CIAC: All | | | | | | | | | |
| 272101 | RESERVE FOR AMORT OF CIAC:PWW | 11,317,501.82 | 11,385,792.93 | 11,454,199.83 | 11,522,612.11 | 11,591,193.51 | 11,659,777.95 | 11,728,814.34 | 11,797,891.87 |
| | Total Deferred Credits | (81,017,331.43) | (80,774,138.71) | (80,949,852.92) | (81,003,753.34) | (81,616,219.55) | (81,656,731.52) | (82,080,258.94) | (82,036,675.22) |
| | Total Equity & Liabilities | (312,814,184.37) | (312,206,422.25) | (305,092,282.29) | (305,164,947.41) | (305,268,113.09) | (307,597,485.92) | (309,849,034.73) | (311,058,144.22) |
| | | - | - | (0.01) | 0.01 | (0.01) | - | - | - |

| 8 | 9 | 10 | 11 | 12 | 12 | | | |
|---------------------|---------------------|---------------------|---------------------|---------------------|---------------|-------------|--------------|------------------|
| Aug-21 | Sep-21 | Oct-21 | Nov-21 | Dec-21 | | | | |
| 634,329.93 | 634,329.93 | 634,329.93 | 907,131.56 | 934,502.70 | 680,712.58 | | | |
| - | - | - | - | - | - | | | |
| - | - | - | - | - | - | | | |
| - | - | - | - | - | - | | | |
| - | - | - | - | - | - | | | |
| 228,178.93 | 228,178.93 | 228,178.93 | 228,178.93 | 228,178.93 | 228,178.93 | | | |
| - | - | - | - | - | - | | | |
| - | - | - | - | - | - | | | |
| 552,513.16 | 552,513.16 | 552,513.16 | 552,513.16 | 552,513.16 | 552,513.16 | | | |
| 688,358.24 | 688,358.24 | 688,358.24 | 688,358.24 | 688,358.24 | 688,358.24 | | | |
| - | - | - | - | - | - | | | |
| - | - | - | - | - | - | | | |
| - | - | - | - | - | - | | | |
| 2,103,380.26 | 2,103,380.26 | 2,103,380.26 | 2,376,181.89 | 2,403,553.03 | 2,149,762.91 | | | |
| 4,843,997.59 | 4,843,997.59 | 4,843,997.59 | 4,843,997.59 | 4,843,997.59 | 4,843,997.59 | | | |
| - | - | - | - | - | - | | | |
| 404,000.00 | 404,000.00 | 404,000.00 | 404,000.00 | 404,000.00 | 404,000.00 | | | |
| - | - | - | - | - | - | | | |
| - | - | - | - | - | - | | | |
| - | - | - | - | - | - | | | |
| 3,499,067.24 | 3,499,067.24 | 3,499,067.24 | 3,499,067.24 | 3,499,067.24 | 3,499,067.24 | 14245113.53 | -14245113.53 | 2671556.09 ##### |
| - | - | - | - | - | - | | | |
| - | - | - | - | - | - | | | |
| 25,289.68 | 25,289.68 | 25,289.68 | 25,289.68 | 25,289.68 | 25,289.68 | | | |
| - | - | - | - | - | - | | | |
| - | - | - | - | - | - | | | |
| - | - | - | - | - | - | | | |
| 3,772.19 | 3,772.19 | 3,772.19 | 3,772.19 | 3,772.19 | 3,772.19 | | | |
| 2,945,398.28 | 2,945,398.28 | 2,945,398.28 | 2,945,398.28 | 2,945,533.84 | 2,945,408.71 | | | |
| 65,787.00 | 65,787.00 | 65,787.00 | 65,787.00 | 65,787.00 | 65,787.00 | | | |
| - | - | - | - | - | - | | | |
| - | - | - | - | - | - | | | |
| - | - | - | - | - | - | | | |
| 320,402.22 | 320,402.22 | 320,402.22 | 320,402.22 | 316,409.86 | 251,307.57 | | | |
| 7,449,164.44 | 7,449,164.44 | 7,449,164.44 | 7,449,164.44 | 7,449,164.44 | 7,449,164.44 | | | |
| 20,460.19 | 20,460.19 | 20,460.19 | 20,460.19 | 20,460.19 | 20,460.19 | | | |
| - | - | - | - | - | - | | | |
| 24,293,364.18 | 24,293,364.18 | 24,443,079.72 | 24,443,079.72 | 24,450,102.22 | 24,297,574.19 | | | |
| 387,272.05 | 387,272.05 | 387,272.05 | 387,272.05 | 387,272.05 | 384,746.10 | | | |
| - | - | - | - | - | - | | | |
| 4,983,156.52 | 4,983,156.52 | 4,983,156.52 | 4,983,156.52 | 4,983,156.52 | 4,983,156.52 | | | |
| - | - | - | - | - | - | | | |
| - | - | - | - | - | - | | | |
| - | - | - | - | - | - | | | |
| - | - | - | - | - | - | | | |
| 6,797,877.40 | 6,797,877.40 | 6,823,777.71 | 6,823,777.71 | 6,922,599.07 | 6,799,461.44 | | | |

| | | | | | |
|----------------------|----------------------|----------------------|----------------------|----------------------|---------------|
| 1,190,259.55 | 1,190,259.55 | 1,190,259.55 | 1,190,259.55 | 1,190,259.55 | 1,186,498.01 |
| 239,396.84 | 239,396.84 | 239,396.84 | 239,396.84 | 239,965.72 | 240,117.58 |
| - | - | - | - | - | - |
| - | - | - | - | - | - |
| 1,543.33 | 1,543.33 | 1,543.33 | 1,543.33 | 1,543.33 | 1,543.33 |
| 3,781,114.53 | 3,781,114.53 | 3,781,114.53 | 3,781,114.53 | 3,781,114.53 | 3,781,114.53 |
| 61,251,323.23 | 61,251,323.23 | 61,426,939.08 | 61,426,939.08 | 61,529,495.02 | 61,182,466.31 |
| 1,384,381.53 | 1,384,381.53 | 1,384,381.53 | 1,384,381.53 | 1,384,381.53 | 1,384,381.53 |
| 5,630,783.36 | 5,630,783.36 | 5,630,783.36 | 5,633,534.34 | 5,633,605.22 | 5,622,035.55 |
| - | - | - | - | - | - |
| - | - | - | - | - | - |
| - | - | - | - | - | - |
| - | - | - | - | - | - |
| 967,005.31 | 977,291.97 | 977,291.97 | 988,459.51 | 1,110,159.29 | 962,109.35 |
| 6,047.12 | 6,047.12 | 6,047.12 | 6,047.12 | 6,047.12 | 6,047.12 |
| 15,416.80 | 15,416.80 | 15,416.80 | 15,416.80 | 17,059.82 | 15,543.19 |
| - | - | - | - | - | - |
| - | - | - | - | - | - |
| - | - | - | - | - | - |
| 15,857.20 | 15,857.20 | 15,857.20 | 15,857.20 | 15,857.20 | 15,857.20 |
| 248,484.33 | 248,484.33 | 248,484.33 | 248,484.33 | 248,484.33 | 248,484.33 |
| 54,759.15 | 54,759.15 | 54,759.15 | 54,759.15 | 54,759.15 | 54,759.15 |
| - | - | - | - | - | - |
| - | - | - | - | - | - |
| - | - | - | - | - | - |
| 741,925.51 | 741,925.51 | 741,925.51 | 741,925.51 | 742,341.49 | 741,957.51 |
| - | - | - | - | - | - |
| - | - | - | - | - | - |
| - | - | - | - | - | - |
| - | - | - | - | - | - |
| 76,495.62 | 76,495.62 | 76,495.62 | 76,495.62 | 76,495.62 | 76,495.62 |
| 13,500.00 | 13,500.00 | 13,500.00 | 13,500.00 | 13,500.00 | 13,500.00 |
| - | - | - | - | - | - |
| 15,944,634.60 | 15,944,634.60 | 15,944,634.60 | 15,954,857.66 | 15,955,229.61 | 15,942,891.63 |
| - | - | - | - | - | - |
| 1,337,394.28 | 1,337,394.28 | 1,337,394.28 | 1,337,394.28 | 1,370,554.05 | 1,339,945.03 |
| - | - | - | - | - | - |
| 26,436,684.81 | 26,446,971.47 | 26,446,971.47 | 26,471,113.05 | 26,628,474.43 | 26,424,007.20 |
| (384,880.18) | (384,880.18) | (384,880.18) | (384,880.18) | (384,880.18) | (384,880.18) |
| (460,025.00) | (460,025.00) | (460,025.00) | (460,025.00) | (460,025.00) | (460,025.00) |
| 386,244.24 | 387,646.76 | 389,049.28 | 390,451.79 | 391,854.31 | 383,439.22 |
| 239,090.31 | 239,939.93 | 240,789.55 | 241,639.17 | 242,488.79 | 237,391.07 |
| - | - | - | - | - | - |
| - | - | - | - | - | - |
| - | - | - | - | - | - |
| - | - | - | - | - | - |
| 8,459,084.08 | 8,459,084.08 | 8,459,084.08 | 8,459,084.08 | 12,090,084.97 | 8,738,391.84 |
| 322,272.32 | 322,272.32 | 322,272.32 | 322,272.32 | 322,272.32 | 322,272.32 |
| 360,604.84 | 360,604.84 | 360,604.84 | 360,604.84 | 360,604.84 | 360,604.84 |
| 5,919,203.25 | 5,919,203.25 | 5,919,203.25 | 5,919,203.25 | 5,961,528.08 | 5,922,459.01 |
| 239,018.36 | 239,018.36 | 239,018.36 | 239,018.36 | 239,018.36 | 239,018.36 |

| | | | | | |
|---------------|---------------|---------------|---------------|---------------|---------------|
| 13,075,686.45 | 13,075,686.45 | 13,075,686.45 | 13,075,686.45 | 13,075,686.45 | 13,075,686.45 |
| 1,440,589.96 | 1,440,589.96 | 1,440,589.96 | 1,440,589.96 | 1,440,589.96 | 1,440,589.96 |
| 531,932.04 | 531,932.04 | 531,932.04 | 531,932.04 | 531,932.04 | 531,932.04 |
| 235,507.36 | 235,507.36 | 235,507.36 | 235,507.36 | 235,507.36 | 235,507.36 |
| - | - | - | - | - | - |
| 44,838,679.15 | 44,838,679.15 | 44,838,679.15 | 44,838,679.15 | 45,506,770.73 | 44,772,291.79 |
| 122,253.28 | 122,253.28 | 122,253.28 | 122,253.28 | 122,253.28 | 122,253.28 |
| - | - | - | - | - | - |
| - | - | - | - | - | - |
| - | - | - | - | - | - |
| - | - | - | - | - | - |
| 2,873,429.06 | 2,877,519.20 | 2,901,817.73 | 2,914,651.93 | 3,109,343.93 | 2,818,715.37 |
| 49,003.13 | 49,003.13 | 49,003.13 | 49,003.13 | 49,003.13 | 49,003.13 |
| 26,433.69 | 26,433.69 | 26,433.69 | 26,433.69 | 26,478.68 | 26,437.15 |
| 64,058.55 | 64,058.55 | 64,058.55 | 64,058.55 | 64,058.55 | 64,058.55 |
| 67,872.54 | 67,872.54 | 67,872.54 | 67,872.54 | 67,980.24 | 67,880.82 |
| - | - | - | - | - | - |
| - | - | - | - | - | - |
| 26,070,735.88 | 26,070,735.88 | 26,206,003.37 | 26,257,795.69 | 26,342,415.29 | 25,808,948.20 |
| - | - | - | - | - | - |
| - | - | - | - | - | - |
| - | - | - | - | - | - |
| - | - | - | - | - | - |
| 1,491,731.25 | 1,491,731.25 | 1,491,731.25 | 1,491,731.25 | 1,482,092.25 | 1,487,035.33 |
| 4,790,009.36 | 4,793,069.36 | 4,798,216.65 | 4,803,571.65 | 4,805,138.54 | 4,771,039.34 |
| - | - | - | - | - | - |
| - | - | - | - | - | - |
| - | - | - | - | - | - |
| - | - | - | - | - | - |
| - | - | - | - | - | - |
| - | - | - | - | - | - |
| 3,780,070.16 | 3,791,714.93 | 3,802,812.22 | 3,806,798.48 | 3,867,166.58 | 3,780,144.23 |
| 7,202,750.82 | 7,236,242.98 | 7,240,890.45 | 7,252,981.38 | 7,261,375.47 | 7,199,659.09 |
| 1,929,981.74 | 1,940,511.89 | 1,944,723.95 | 1,949,638.02 | 1,958,670.45 | 1,920,740.40 |
| 4,500,436.16 | 4,509,797.06 | 4,510,252.71 | 4,515,428.80 | 4,513,201.01 | 4,494,754.41 |
| - | - | - | - | - | - |
| 2,448,080.80 | 2,453,325.23 | 2,448,815.47 | 2,450,657.52 | 2,469,600.32 | 2,450,831.39 |
| - | - | - | - | - | - |
| - | - | - | - | - | - |
| - | - | - | - | - | - |
| - | - | - | - | - | - |
| - | - | - | - | - | - |
| - | - | - | - | - | - |
| - | - | - | - | - | - |
| - | - | - | - | - | - |
| - | - | - | - | - | - |
| - | - | - | - | - | - |
| - | - | - | - | - | - |
| - | - | - | - | - | - |
| - | - | - | - | - | - |
| - | - | - | - | - | - |
| - | - | - | - | - | - |
| 2,565.20 | 2,565.20 | 2,565.20 | 2,565.20 | 2,660.60 | 2,572.54 |
| 3,138,511.84 | 3,144,883.65 | 3,144,883.65 | 3,158,635.78 | 3,163,769.40 | 3,138,184.10 |
| - | - | - | - | - | - |
| - | - | - | - | - | - |

| | | | | | |
|------------------------|------------------------|------------------------|------------------------|------------------------|-----------------|
| 100,205.95 | 100,205.95 | 100,205.95 | 100,205.95 | 100,205.95 | 100,205.95 |
| 1,819,743.53 | 1,819,743.53 | 1,836,665.65 | 1,836,665.65 | 1,836,665.65 | 1,804,308.11 |
| 900.00 | 900.00 | 900.00 | 900.00 | 900.00 | 900.00 |
| - | - | - | - | - | - |
| - | - | - | - | - | - |
| - | - | - | - | - | - |
| 30,352.30 | 30,352.30 | 30,352.30 | 30,352.30 | 30,352.30 | 30,352.30 |
| 565.00 | 565.00 | 565.00 | 565.00 | 565.00 | 565.00 |
| 97,067.72 | 97,067.72 | 97,067.72 | 97,067.72 | 97,067.72 | 97,067.72 |
| 295,946.98 | 295,946.98 | 295,946.98 | 295,946.98 | 295,946.98 | 295,946.98 |
| - | - | - | - | - | - |
| - | - | - | - | - | - |
| - | - | - | - | - | - |
| - | - | - | - | - | - |
| 136,105,712.12 | 136,191,758.62 | 136,391,548.90 | 136,505,544.08 | 141,220,344.35 | 135,946,282.45 |
| 676,934.31 | 676,934.31 | 676,934.31 | 677,695.98 | 677,695.98 | 676,091.36 |
| 3,643,343.18 | 3,620,075.18 | 3,620,075.18 | 3,689,544.18 | 3,940,517.96 | 3,709,147.27 |
| 791,125.44 | 791,125.44 | 791,125.44 | 799,255.21 | 857,265.55 | 777,883.18 |
| - | - | - | - | - | - |
| 182,670.47 | 182,670.47 | 182,670.47 | 182,670.47 | 187,085.19 | 183,010.06 |
| 376,133.08 | 376,133.08 | 376,133.08 | 376,133.08 | 376,133.08 | 376,133.08 |
| 1,045,429.54 | 1,045,429.54 | 1,045,429.54 | 1,045,429.54 | 1,066,386.62 | 1,022,322.87 |
| - | - | - | - | - | - |
| - | - | - | - | - | - |
| - | - | - | - | - | - |
| - | - | - | - | - | - |
| 8,094,689.19 | 8,038,033.80 | 8,040,728.14 | 8,045,000.64 | 8,240,525.01 | 8,344,495.87 |
| 780,095.81 | 780,095.81 | 780,095.81 | 783,170.98 | 784,568.04 | 782,095.69 |
| - | - | - | - | - | - |
| 15,590,421.02 | 15,510,497.63 | 15,513,191.97 | 15,598,900.08 | 16,130,177.43 | 15,871,179.38 |
| 28,856.17 | 28,856.17 | 28,856.17 | 28,856.17 | 28,856.17 | 28,856.17 |
| 229,132.31 | 229,132.31 | 229,132.31 | 229,132.31 | 229,132.31 | 229,132.31 |
| 257,988.48 | 257,988.48 | 257,988.48 | 257,988.48 | 257,988.48 | 257,988.48 |
| 241,745,509.92 | 241,761,919.69 | 242,140,020.16 | 242,636,666.66 | 248,170,032.74 | 241,831,686.73 |
| (85,181,453.91) | (85,600,043.38) | (86,106,568.80) | (86,634,218.69) | (87,053,081.25) | (84,545,274.98) |
| 6,772,653.03 | 6,775,859.45 | 6,789,900.16 | 6,794,959.81 | 7,251,383.76 | 6,785,005.26 |
| 7,117,914.03 | 7,127,189.10 | 7,131,692.58 | 7,138,412.09 | 7,125,292.82 | 7,095,418.72 |
| 3,531,600.00 | 3,531,600.00 | 3,531,600.00 | 3,531,600.00 | 3,531,600.00 | 3,531,600.00 |
| (67,759,286.85) | (68,165,394.83) | (68,653,376.06) | (69,169,246.79) | (69,144,804.67) | (67,133,251.00) |
| 173,986,223.07 | 173,596,524.86 | 173,486,644.10 | 173,467,419.87 | 179,025,228.07 | 174,698,435.73 |
| (10,646.54) | (10,763.77) | (10,127.82) | (11,135.40) | (10,026.23) | (9,024.46) |
| 3,332,550.53 | 4,186,848.38 | 4,740,801.80 | 4,841,230.78 | 98,888.07 | 2,202,054.96 |
| 846.54 | 846.54 | 846.54 | 84.87 | 84.87 | 1,483.84 |
| 269,407.00 | 282,830.24 | 294,978.75 | 302,766.53 | 93,161.76 | 219,380.93 |
| 3,592,157.53 | 4,459,761.39 | 5,026,499.27 | 5,132,946.78 | 182,108.47 | 2,413,895.27 |
| 177,578,380.60 | 178,056,286.25 | 178,513,143.37 | 178,600,366.65 | 179,207,336.54 | 177,112,331.00 |
| | | | | | - |

| | | | | | |
|----------------------|---------------------|---------------------|----------------------|----------------------|--------------|
| | | | | | - |
| | | | | | - |
| 2,000.00 | 2,000.00 | 2,000.00 | 2,000.00 | 2,000.00 | 2,000.00 |
| 2,000.00 | 2,000.00 | 2,000.00 | 2,000.00 | 2,000.00 | 2,000.00 |
| 2,000.00 | 2,000.00 | 2,000.00 | 2,000.00 | 2,000.00 | 2,000.00 |
| - | - | - | - | - | - |
| - | - | - | - | - | - |
| - | - | - | - | - | - |
| - | - | - | - | - | - |
| - | (0.03) | - | - | - | (0.00) |
| 1,131,761.73 | 1,271,629.45 | 1,217,671.54 | 1,123,580.33 | 1,071,270.92 | 941,566.84 |
| - | - | - | - | 216,312.50 | 33,075.96 |
| - | - | - | - | - | - |
| - | - | - | - | - | - |
| - | - | - | - | - | - |
| 671,102.22 | 782,874.26 | 739,755.05 | 664,564.24 | 2,062,056.17 | 629,827.29 |
| 2,987,074.14 | 3,203,371.53 | 2,912,975.08 | 2,533,763.74 | 3,162,068.06 | 2,750,787.09 |
| 2,575,304.51 | 1,811,157.49 | 2,351,826.18 | 3,126,543.25 | 3,324,121.06 | 2,303,612.82 |
| 3,426,375.65 | 808,799.98 | 1,293,414.31 | 1,777,928.65 | 1,922,674.03 | 1,898,746.07 |
| - | - | - | - | - | - |
| 45.00 | 45.00 | 45.00 | - | - | 38.08 |
| 5,474.84 | 5,474.84 | 5,474.84 | 5,474.84 | 5,474.84 | 5,474.84 |
| 18,236.29 | 18,236.29 | 18,236.29 | 18,236.29 | 18,236.29 | 18,236.29 |
| 14,562.16 | 14,562.16 | 14,562.16 | 14,562.16 | 14,562.16 | 10,081.50 |
| - | - | - | - | - | - |
| 817,099.32 | 879,747.16 | 926,905.88 | 970,857.44 | 1,162,009.30 | 764,006.10 |
| - | - | - | - | - | - |
| - | - | - | - | - | - |
| - | - | - | - | - | - |
| - | - | - | - | - | - |
| - | - | - | - | - | - |
| 11,653,035.86 | 8,801,898.13 | 9,486,866.33 | 10,241,510.94 | 12,964,785.33 | 9,361,452.88 |
| - | - | - | - | - | - |
| 2,276,821.90 | 2,219,473.96 | 2,949,488.26 | 2,142,391.23 | 2,012,157.56 | 2,434,111.59 |
| - | - | - | - | - | - |
| 23,578.18 | 22,079.38 | 22,066.90 | 11,033.62 | 20,910.02 | 27,597.04 |
| 262,337.36 | 262,337.36 | 262,337.36 | 262,337.36 | 262,337.36 | 258,819.11 |
| - | - | - | - | - | - |
| 27,469.93 | 31,037.00 | 32,516.96 | 25,620.27 | 35,023.04 | 23,713.26 |
| (25,000.00) | (25,000.00) | (25,000.00) | (25,000.00) | (21,845.43) | (24,762.42) |
| (10,542.03) | (12,827.21) | (12,827.21) | (12,827.21) | (14,319.12) | (11,359.92) |
| 2,554,665.34 | 2,497,100.49 | 3,228,582.27 | 2,403,555.27 | 2,294,263.43 | 2,708,118.66 |
| - | - | - | - | - | - |
| 2,772,963.00 | 3,027,474.00 | 2,315,290.00 | 2,183,423.00 | 2,339,467.00 | 2,305,012.38 |
| 1,203,045.70 | 1,113,764.94 | 1,027,780.56 | 937,557.07 | 3,112,733.75 | 1,505,714.25 |
| - | - | - | - | - | - |
| 3,976,008.70 | 4,141,238.94 | 3,343,070.56 | 3,120,980.07 | 5,452,200.75 | 3,810,726.64 |
| - | - | - | - | - | - |
| 395,925.56 | 389,980.66 | 388,204.57 | 385,631.83 | 379,296.70 | 382,012.79 |
| 196,223.41 | 160,625.95 | 145,942.92 | 137,935.84 | 157,810.97 | 146,865.67 |
| 576.41 | 1,357.80 | 384.81 | 194.45 | 145.01 | 666.90 |
| - | - | - | - | - | - |
| 226,933.90 | 207,600.34 | 182,900.44 | 198,302.87 | 211,050.31 | 187,924.06 |

| | | | | | |
|----------------------|----------------------|----------------------|----------------------|----------------------|---------------|
| (75.13) | (75.13) | (75.13) | (75.13) | (75.13) | (75.13) |
| 20,553.11 | 20,553.11 | 20,553.11 | 20,553.11 | 20,553.11 | 20,553.11 |
| - | - | - | - | - | - |
| - | - | - | - | - | - |
| - | - | - | - | - | - |
| 11,079.41 | 9,355.70 | 7,765.31 | 17,772.96 | 15,975.90 | 11,442.55 |
| - | - | - | - | - | - |
| - | - | - | - | - | - |
| - | - | - | - | - | - |
| (18,745.65) | (24,708.28) | (32,035.85) | (13,304.51) | 28,940.55 | (17,438.55) |
| (62,293.16) | (92,447.03) | (61,513.62) | (51,352.71) | (53,681.60) | (53,077.51) |
| 770,177.86 | 672,243.12 | 652,126.56 | 695,658.71 | 760,015.82 | 678,873.90 |
| - | - | - | - | - | - |
| 147,433.88 | 155,207.61 | 104,404.67 | 53,201.73 | 1,724.06 | 98,540.36 |
| - | - | - | - | - | - |
| 428,372.78 | 380,209.91 | 422,798.37 | 405,705.38 | 391,193.25 | 367,706.02 |
| 303,928.67 | - | - | 135,065.54 | 630,471.83 | 358,198.10 |
| - | - | - | - | - | - |
| - | - | - | - | - | - |
| 27,499.56 | 27,499.56 | 27,499.56 | 27,499.56 | (0.44) | 25,384.18 |
| 32,000.00 | 32,000.00 | 32,000.00 | 32,000.00 | 32,000.00 | 35,898.01 |
| 58,241.60 | 53,697.04 | 274,519.98 | 57,724.79 | 45,465.59 | 190,102.73 |
| - | - | - | - | - | - |
| - | - | - | - | - | - |
| (28,240.26) | (28,240.26) | (28,240.26) | (28,240.26) | (28,210.34) | (27,756.55) |
| 969,236.23 | 620,373.86 | 832,982.32 | 682,956.74 | 1,072,643.95 | 1,048,072.84 |
| - | - | - | - | - | - |
| 21,885,802.25 | 21,849,963.03 | 22,219,435.90 | 22,684,673.41 | 20,136,047.47 | 22,276,528.88 |
| - | - | - | - | - | - |
| 1,310,583.64 | 1,528,285.91 | 1,511,429.42 | 1,814,805.03 | 1,997,414.39 | 952,344.76 |
| 119,293.77 | 133,431.39 | 221,937.93 | 219,311.67 | 234,475.53 | 101,881.30 |
| 12,954.74 | 12,954.74 | 12,954.74 | 12,954.74 | 12,954.74 | 12,954.74 |
| 1,140,505.84 | 1,430,562.22 | 1,697,713.12 | 1,866,900.56 | 1,969,584.59 | 726,989.58 |
| 24,469,140.24 | 24,955,197.29 | 25,663,471.11 | 26,598,645.41 | 24,350,476.72 | 24,070,699.26 |
| - | - | - | - | - | - |
| 44,392,264.23 | 41,688,051.83 | 43,207,099.15 | 43,743,307.14 | 46,894,386.00 | 41,677,944.18 |
| - | - | - | - | - | - |
| - | - | - | - | - | - |
| - | - | - | - | - | - |
| - | - | - | - | - | - |
| - | - | - | - | - | - |
| - | - | - | - | - | - |
| - | - | - | - | - | - |
| - | - | - | - | - | - |
| - | - | - | - | - | - |
| 61,496,377.77 | 61,330,905.09 | 61,165,432.41 | 60,999,958.94 | 60,834,486.26 | 61,826,971.21 |
| - | - | - | - | - | - |
| - | - | - | - | - | - |
| - | - | - | - | - | - |
| - | - | - | - | - | - |
| - | - | - | - | - | - |
| - | - | - | - | - | - |
| - | - | - | - | - | - |
| - | - | - | - | 16,878.77 | 1,298.37 |
| - | - | - | - | 5,037.13 | 387.47 |
| - | - | - | - | 15,574.57 | 1,198.04 |

| | | | | | |
|------------|------------|------------|------------|------------|------------|
| - | - | - | - | - | - |
| - | - | - | - | - | - |
| 15,061.87 | 14,676.06 | 14,290.26 | 13,904.46 | 13,518.65 | 15,833.48 |
| - | - | - | - | - | - |
| - | - | - | - | - | - |
| - | - | - | - | - | - |
| - | - | - | - | - | - |
| - | - | - | - | - | - |
| - | - | - | - | - | - |
| - | - | - | - | - | - |
| - | - | - | - | 1,317.85 | 101.37 |
| 7,035.21 | 6,897.38 | 6,759.54 | 6,621.71 | 6,483.87 | 7,310.88 |
| 3,831.68 | 3,754.99 | 3,678.29 | 3,601.60 | 3,524.90 | 3,985.07 |
| - | - | - | - | - | - |
| - | - | - | - | - | - |
| - | - | - | - | - | - |
| - | - | - | - | - | - |
| - | - | - | - | - | - |
| - | - | - | - | - | - |
| - | - | - | - | - | - |
| 10,533.23 | 10,533.23 | 10,533.23 | 10,533.23 | 10,533.23 | 10,533.23 |
| 109,795.21 | 95,095.71 | 80,891.21 | 66,732.21 | 52,684.21 | 129,936.01 |
| 811,536.45 | 809,643.45 | 820,867.09 | 820,867.09 | 840,805.09 | 816,359.67 |
| - | - | - | - | - | - |
| - | - | - | - | - | - |
| - | - | - | - | - | - |
| - | - | - | - | - | - |
| - | - | - | - | - | - |
| - | - | - | - | - | - |
| - | - | - | - | - | - |
| 9,012.96 | 8,927.15 | 8,841.35 | 8,755.54 | 8,669.74 | 9,184.57 |
| - | - | - | - | - | - |
| - | - | - | - | - | - |
| - | - | - | - | - | - |
| - | - | - | - | - | 147.28 |
| - | - | - | - | - | - |
| 1,003.30 | 675.83 | 348.37 | 20.91 | - | 1,681.81 |
| - | - | - | - | - | - |
| - | - | - | - | - | - |
| - | - | - | - | - | - |
| 4,323.14 | 4,143.24 | 3,963.36 | 3,783.47 | 3,603.58 | 4,682.90 |
| 5,439.81 | 5,213.02 | 4,986.28 | 4,759.49 | 4,532.74 | 5,893.34 |
| 14,020.01 | 13,797.48 | 13,574.95 | 13,352.40 | 13,129.86 | 14,465.09 |
| 7,150.06 | 6,966.73 | 6,783.40 | 6,600.06 | 6,416.72 | 7,516.72 |
| 1,275.93 | 856.22 | 436.50 | 16.79 | - | 2,146.36 |
| 7,310.90 | 7,230.17 | 7,149.44 | 7,068.71 | 6,987.98 | 7,472.36 |
| 29,881.98 | 29,558.75 | 29,235.52 | 28,912.29 | 28,589.07 | 30,528.44 |
| - | - | - | - | 100,779.35 | 7,752.26 |
| - | - | - | - | 48,113.56 | 3,701.04 |
| - | - | - | - | - | - |
| 1,069.76 | 1,058.84 | 1,047.92 | 1,037.00 | (545.91) | 970.68 |
| 3,092.00 | 2,898.75 | 2,705.50 | 2,512.25 | 2,319.00 | 3,478.50 |
| 12,914.11 | 12,772.20 | 12,630.29 | 12,488.38 | 12,346.47 | 13,197.93 |
| - | - | - | - | - | - |
| - | - | - | - | - | - |

| | | | | | |
|-----------------------|-----------------------|-----------------------|-----------------------|-----------------------|----------------|
| - | - | - | - | - | - |
| 5,136.24 | 4,794.72 | 4,453.23 | 4,111.72 | 3,770.22 | 5,819.23 |
| 3,515.92 | 3,375.24 | 3,234.62 | 3,093.97 | 2,953.29 | 3,797.14 |
| - | - | - | - | - | - |
| 10,813.43 | 10,141.61 | 9,469.85 | 8,798.03 | 8,126.27 | 12,157.00 |
| 8,704.94 | 8,394.03 | 8,083.17 | 7,772.31 | 7,461.40 | 9,326.71 |
| 7,152.76 | 7,006.79 | 6,860.82 | 6,714.85 | 6,568.87 | 7,444.70 |
| - | - | - | - | - | - |
| 41,449.12 | 39,968.72 | 38,488.49 | 37,008.26 | 35,527.86 | 44,409.75 |
| 108,478.63 | 107,501.35 | 106,524.07 | 105,546.78 | 104,569.50 | 110,433.21 |
| - | - | - | - | - | - |
| - | - | - | - | - | - |
| 1,972.74 | 1,946.44 | 1,920.14 | 1,893.84 | 16,590.18 | 3,157.85 |
| - | - | - | - | - | - |
| - | - | - | - | - | - |
| - | - | - | - | - | - |
| - | - | - | - | - | - |
| - | - | - | - | - | - |
| - | - | - | - | - | - |
| 32,269.21 | 31,639.06 | 31,008.92 | 30,378.77 | 29,748.63 | 33,529.50 |
| - | - | - | - | - | - |
| - | - | - | - | - | - |
| - | - | - | - | - | - |
| 278,788.40 | 274,875.53 | 270,962.70 | 267,049.87 | 263,137.00 | 286,614.09 |
| 160,108.90 | 159,415.79 | 158,722.68 | 158,029.57 | 157,336.46 | 161,495.12 |
| - | - | - | - | - | - |
| - | - | - | - | - | - |
| - | - | - | - | - | - |
| - | - | - | - | - | - |
| - | - | - | - | - | - |
| 12,069,694.36 | 12,012,825.03 | 11,955,955.70 | 11,899,086.37 | 8,453,564.00 | 11,922,767.40 |
| 1,619,750.00 | 1,613,160.75 | 1,606,571.50 | 1,599,982.25 | 1,106,098.00 | 1,595,444.27 |
| - | - | - | - | - | - |
| - | - | - | - | - | - |
| 76,898,500.03 | 76,640,649.35 | 76,396,410.80 | 76,140,993.12 | 72,231,238.37 | 77,123,130.05 |
| - | - | - | - | - | - |
| - | - | - | - | - | - |
| - | - | - | - | - | - |
| - | - | - | - | - | - |
| - | - | - | - | - | - |
| - | - | - | - | - | - |
| 13,017,297.69 | 12,759,995.66 | 12,502,693.63 | 12,245,391.60 | 11,988,089.57 | 13,452,171.38 |
| - | - | - | - | - | - |
| 89,915,797.72 | 89,400,645.01 | 88,899,104.43 | 88,386,384.72 | 84,219,327.94 | 90,575,301.42 |
| 311,886,442.55 | 309,144,983.09 | 310,619,346.95 | 310,730,058.51 | 310,321,050.48 | 309,365,576.60 |
| - | - | - | - | - | - |
| - | - | - | - | - | - |
| - | - | - | - | - | - |
| - | - | - | - | - | - |

| | | | | | |
|------------------------|------------------------|------------------------|------------------------|------------------------|-----------------|
| (30,000.00) | (30,000.00) | (30,000.00) | (30,000.00) | (30,000.00) | (30,000.00) |
| (97,539,518.17) | (97,539,518.17) | (97,539,518.17) | (97,539,518.17) | (97,539,518.17) | (98,092,049.49) |
| - | - | - | - | - | - |
| - | - | - | - | - | - |
| - | - | - | - | - | (185,363.17) |
| 719,134.78 | 404,104.89 | 852,322.15 | 1,276,765.56 | (198,278.71) | 737,923.19 |
| (96,850,383.39) | (97,165,413.28) | (96,717,196.02) | (96,292,752.61) | (97,767,796.88) | (97,569,489.47) |
| - | - | - | - | - | - |
| (2,543,662.00) | (2,543,662.00) | (2,543,662.00) | (2,543,662.00) | (2,543,662.00) | (2,543,662.00) |
| - | - | - | - | - | (855.59) |
| - | - | - | - | - | - |
| (1,341,714.97) | (1,327,777.03) | (1,313,798.57) | (1,299,779.48) | (1,285,719.65) | (1,369,224.50) |
| (149,331.08) | (148,308.08) | (147,277.08) | (146,239.08) | (145,193.08) | (151,310.08) |
| (465,867.52) | (463,204.52) | (460,520.52) | (457,816.52) | (455,092.52) | (471,010.75) |
| (103,751.00) | (103,108.00) | (102,460.00) | (101,808.00) | (101,151.00) | (104,993.54) |
| (35,514.00) | (35,316.00) | (35,117.00) | (34,916.00) | (34,714.00) | (35,895.77) |
| (472,418.19) | (468,928.19) | (465,430.19) | (461,923.19) | (458,408.19) | (479,319.11) |
| - | - | - | - | - | - |
| - | - | - | - | - | - |
| - | - | - | - | - | - |
| - | - | - | - | - | - |
| - | - | - | - | - | - |
| - | - | - | - | - | - |
| - | - | - | - | - | - |
| (1,631,011.63) | (1,622,755.84) | (1,614,483.10) | (1,606,193.38) | (1,597,886.63) | (1,647,369.75) |
| - | - | - | - | - | - |
| (4,615,000.00) | (4,615,000.00) | (4,615,000.00) | (4,615,000.00) | (4,615,000.00) | (4,623,846.15) |
| (245,942.23) | (244,710.99) | (243,477.07) | (242,240.46) | (241,001.15) | (248,380.41) |
| (2,526,006.69) | (2,514,373.69) | (2,502,721.69) | (2,491,050.69) | (2,479,360.69) | (2,549,100.61) |
| - | - | - | - | - | - |
| - | - | - | - | - | - |
| (1,031,693.09) | (1,029,770.57) | (1,027,840.48) | (1,025,902.80) | (1,023,957.51) | (1,035,469.52) |
| (4,460,000.00) | (4,460,000.00) | (4,460,000.00) | (4,460,000.00) | (4,460,000.00) | (4,460,000.00) |
| (705,000.00) | (705,000.00) | (705,000.00) | (705,000.00) | (705,000.00) | (728,076.92) |
| (7,805,000.00) | (7,805,000.00) | (7,805,000.00) | (7,805,000.00) | (7,805,000.00) | (7,837,307.69) |
| - | - | - | - | - | - |
| (3,098,624.11) | (3,092,651.38) | (3,086,665.19) | (3,080,665.52) | (3,074,652.33) | (3,110,435.73) |
| (5,299,684.76) | (5,290,281.69) | (5,280,852.13) | (5,271,396.01) | (5,261,913.26) | (5,317,542.24) |
| (7,000,000.00) | (7,000,000.00) | (7,000,000.00) | (7,000,000.00) | (7,000,000.00) | (7,000,000.00) |
| (125,000.00) | (125,000.00) | (125,000.00) | (125,000.00) | (125,000.00) | (155,000.00) |
| (72,420,000.00) | (71,195,000.00) | (71,195,000.00) | (71,195,000.00) | (71,195,000.00) | (72,038,461.54) |
| (4,985,000.00) | (4,985,000.00) | (4,985,000.00) | (4,985,000.00) | (4,985,000.00) | (3,451,153.85) |
| (85,000.00) | (85,000.00) | (85,000.00) | (85,000.00) | (85,000.00) | (58,846.15) |
| (96,966.53) | (96,025.10) | (95,083.68) | (94,142.26) | (93,200.84) | (98,849.37) |
| (318,200.26) | (315,480.59) | (312,760.92) | (310,041.25) | (307,321.58) | (323,639.60) |
| (69,664.64) | (69,037.02) | (68,409.40) | (67,781.78) | (67,154.16) | (70,919.88) |
| (24,397.60) | (24,192.58) | (23,987.56) | (23,782.54) | (23,577.52) | (24,807.64) |

| | | | | | |
|-------------------------|-------------------------|-------------------------|-------------------------|-------------------------|------------------|
| (240,223.06) | (239,443.12) | (238,663.18) | (237,883.24) | (237,103.30) | (241,782.94) |
| - | - | - | - | - | - |
| (121,894,673.36) | (120,604,026.39) | (120,538,209.76) | (120,472,224.20) | (120,406,069.41) | (120,177,261.35) |
| - | - | - | - | - | - |
| (4,035,183.37) | (4,126,617.00) | (5,058,342.55) | (5,431,072.95) | (5,850,924.03) | (4,086,359.32) |
| - | - | - | - | - | - |
| - | - | - | - | - | - |
| (12,978.39) | (11,124.22) | (9,270.05) | (7,415.88) | (5,561.71) | (15,831.14) |
| (164,137.69) | (164,614.78) | (165,093.27) | (165,573.15) | (166,054.41) | (163,161.41) |
| (11,702.00) | (11,790.00) | (11,879.00) | (11,968.00) | (12,057.00) | (11,520.54) |
| (30,393.00) | (30,633.00) | (30,874.00) | (31,115.00) | (31,356.00) | (29,897.92) |
| (7,348.00) | (7,404.00) | (7,461.00) | (7,517.00) | (7,573.00) | (7,233.08) |
| (2,256.00) | (2,274.00) | (2,292.00) | (2,310.00) | (2,328.00) | (2,218.62) |
| (41,211.00) | (41,313.00) | (41,415.00) | (41,517.00) | (41,619.00) | (41,004.00) |
| - | - | - | - | - | - |
| - | - | - | - | - | - |
| (97,759.81) | (97,960.55) | (98,161.69) | (98,363.24) | (98,565.22) | (97,347.25) |
| - | - | - | - | - | - |
| (110,000.00) | (110,000.00) | (110,000.00) | (110,000.00) | (110,000.00) | (109,230.77) |
| (14,567.60) | (14,599.36) | (14,631.18) | (14,663.08) | (14,695.05) | (14,502.36) |
| (138,125.00) | (138,351.00) | (138,577.00) | (138,803.00) | (139,030.00) | (137,660.54) |
| - | - | - | - | - | - |
| - | - | - | - | - | - |
| (22,484.11) | (22,573.99) | (22,664.03) | (22,754.22) | (22,844.58) | (22,299.09) |
| - | - | - | - | - | - |
| (100,000.00) | (100,000.00) | (100,000.00) | (100,000.00) | (100,000.00) | (98,846.15) |
| (140,000.00) | (140,000.00) | (140,000.00) | (140,000.00) | (140,000.00) | (138,846.15) |
| - | - | - | - | - | - |
| (70,633.90) | (70,793.06) | (70,952.58) | (71,112.46) | (71,272.70) | (65,907.14) |
| (110,797.91) | (111,109.99) | (111,422.95) | (111,736.79) | (112,051.51) | (110,182.48) |
| - | - | - | - | - | - |
| (130,000.00) | (130,000.00) | (130,000.00) | (130,000.00) | (130,000.00) | (128,846.15) |
| (1,210,000.00) | (1,225,000.00) | (1,225,000.00) | (1,225,000.00) | (1,225,000.00) | (1,219,230.77) |
| (80,000.00) | (80,000.00) | (80,000.00) | (80,000.00) | (80,000.00) | (55,384.62) |
| (40,000.00) | (40,000.00) | (40,000.00) | (40,000.00) | (40,000.00) | (27,692.31) |
| (11,297.07) | (11,297.07) | (11,297.07) | (11,297.07) | (11,297.07) | (11,297.07) |
| (32,636.04) | (32,636.04) | (32,636.04) | (32,636.04) | (32,636.04) | (32,636.04) |
| (7,531.44) | (7,531.44) | (7,531.44) | (7,531.44) | (7,531.44) | (7,531.44) |
| (2,460.24) | (2,460.24) | (2,460.24) | (2,460.24) | (2,460.24) | (2,460.24) |
| (9,359.28) | (9,359.28) | (9,359.28) | (9,359.28) | (9,359.28) | (9,359.28) |
| (6,632,861.85) | (6,739,442.02) | (7,671,320.37) | (8,044,205.84) | (8,464,216.28) | (6,646,485.89) |
| - | - | - | - | - | - |
| - | - | - | - | - | - |
| - | - | - | - | - | - |
| (537,422.59) | (253,762.31) | (525,214.90) | (435,728.37) | (746,160.96) | (516,818.74) |
| (12,684.79) | (13,223.95) | (1,591.39) | (13,874.70) | (38,106.97) | (16,750.94) |
| (29,096.18) | (306,069.96) | (295,618.00) | (126,449.58) | (941,432.53) | (451,846.48) |
| - | - | - | - | - | - |
| - | - | - | - | - | - |
| - | - | - | - | - | - |
| - | - | - | - | - | - |
| (166,118.00) | - | (383,923.93) | (672,733.80) | (141,550.02) | (245,290.99) |
| 2,856.46 | 2,816.07 | 4,163.21 | 4,163.21 | 4,163.21 | 3,456.93 |

| | | | | | |
|------------------------|-----------------------|------------------------|------------------------|------------------------|-----------------|
| - | - | - | - | - | - |
| - | - | - | - | - | - |
| (1,857,586.29) | (299,509.18) | (641,106.21) | (973,034.43) | (1,315,956.27) | (984,267.31) |
| - | - | - | - | - | - |
| (18,735.32) | (20,705.80) | (8,415.61) | (10,363.63) | (12,905.00) | (16,147.86) |
| (4,564.20) | (10,174.06) | (4,438.54) | (4,538.25) | - | (4,865.37) |
| - | (14,368.83) | - | - | - | (4,142.90) |
| - | (3,478.01) | - | - | - | (1,049.72) |
| (154.00) | (339.00) | (148.00) | (148.00) | (333.00) | (236.31) |
| 315.69 | 315.69 | 365.69 | 365.69 | 365.69 | 338.77 |
| (618.41) | (1,037.33) | (746.41) | (472.65) | (957.61) | (896.65) |
| (11.90) | (11.90) | (11.90) | (11.90) | (11.90) | (14.74) |
| 1,308.58 | 858.49 | 1,333.55 | 1,091.40 | (73.08) | 731.12 |
| 323.38 | 251.74 | 300.60 | 366.23 | 279.61 | 250.71 |
| (351.22) | (396.02) | (364.44) | (138.83) | (324.82) | (412.43) |
| (576,645.98) | (553,297.16) | (585,647.42) | (272,996.76) | (194,390.25) | (379,221.57) |
| (362,744.01) | (439,302.26) | (472,472.83) | (456,046.32) | (493,643.65) | (322,955.90) |
| (265,978.57) | (157,042.83) | (198,202.40) | (297,423.94) | (198,082.48) | (189,505.60) |
| (27,750.67) | (19,820.63) | (22,731.27) | (29,226.16) | (27,277.85) | (20,558.54) |
| (237,361.01) | (236,232.10) | (246,345.91) | (253,768.59) | (164,870.82) | (236,295.65) |
| (4,093,019.03) | (2,324,529.34) | (3,380,816.11) | (3,540,969.38) | (4,271,268.70) | (3,386,500.17) |
| - | - | - | - | - | - |
| - | - | - | - | - | - |
| - | - | - | - | - | - |
| - | - | - | - | - | - |
| - | - | - | - | - | - |
| (62,711.53) | (53,742.48) | (54,202.48) | (45,497.25) | (35,272.82) | (42,806.64) |
| (5,000.00) | (5,200.00) | (3,600.00) | (3,600.00) | (3,600.00) | (4,307.69) |
| (205.63) | (205.63) | (205.63) | (205.63) | (205.63) | (205.63) |
| (3,403.50) | (4,560.50) | (6,874.50) | (6,874.50) | (6,874.50) | (4,408.17) |
| (2,214.00) | (2,670.00) | (2,562.00) | (1,272.00) | (1,680.00) | (1,861.38) |
| - | - | - | - | - | - |
| (460.00) | (460.00) | (460.00) | (300.00) | (300.00) | (298.46) |
| (27,870.42) | (31,386.44) | (28,418.92) | (28,958.44) | (14,342.44) | (16,696.33) |
| - | - | - | - | - | - |
| (5,000.00) | (5,000.00) | (5,000.00) | 22,500.00 | 22,500.00 | 1,538.46 |
| (21,033.55) | (21,033.55) | (21,033.55) | (21,033.55) | (21,033.55) | (21,033.55) |
| (127,898.63) | (124,258.60) | (122,357.08) | (85,241.37) | (60,808.94) | (90,079.39) |
| (10,853,779.51) | (9,188,229.96) | (11,174,493.56) | (11,670,416.59) | (12,796,293.92) | (10,123,065.45) |
| - | - | - | - | - | - |
| - | - | - | - | - | - |
| (5,733,913.18) | (5,756,163.36) | (5,785,365.28) | (5,800,663.72) | (5,443,132.00) | (5,659,128.71) |
| 506,772.91 | 506,772.91 | 506,772.91 | 506,772.91 | 572,953.46 | 511,863.72 |
| 132,529.70 | 132,529.70 | 132,529.70 | 132,529.70 | 121,780.41 | 131,702.83 |
| (5,094,610.57) | (5,116,860.75) | (5,146,062.67) | (5,161,361.11) | (4,748,398.13) | (5,015,562.16) |
| (259,094.95) | (254,161.55) | (246,943.15) | (239,724.75) | (236,769.35) | (272,115.40) |
| - | - | - | - | - | - |
| - | - | - | - | - | - |
| (32,253.36) | (30,110.04) | (27,966.72) | (25,823.40) | (23,680.08) | (28,597.38) |

| | | | | | |
|-------------------------|-------------------------|-------------------------|-------------------------|-------------------------|------------------|
| - | - | - | - | - | - |
| - | - | - | - | - | - |
| (291,348.31) | (284,271.59) | (274,909.87) | (265,548.15) | (260,449.43) | (300,712.78) |
| (15,557,374.00) | (15,483,344.75) | (15,369,315.50) | (15,478,286.25) | (12,158,919.00) | (15,150,891.12) |
| - | - | - | - | - | - |
| - | - | - | - | - | - |
| (1,510,400.45) | (1,505,006.16) | (1,499,611.87) | (1,494,217.58) | (1,488,823.29) | (1,521,189.03) |
| (851,422.01) | (848,506.18) | (845,590.35) | (842,674.52) | (839,758.69) | (857,253.67) |
| (169,873.04) | (168,356.32) | (166,839.60) | (165,322.88) | (163,806.16) | (172,906.48) |
| (108,895.23) | (108,553.86) | (108,212.49) | (107,871.12) | (107,529.75) | (109,577.97) |
| (299,729.98) | (298,824.45) | (297,918.92) | (297,013.39) | (296,107.86) | (301,541.04) |
| (78,310.00) | (78,082.35) | (77,854.70) | (77,627.05) | (77,399.40) | (78,765.30) |
| (694,847.60) | (692,890.28) | (690,932.96) | (688,975.64) | (687,018.32) | (481,048.34) |
| (382,502.00) | (379,749.00) | (376,996.00) | (374,243.00) | (371,490.00) | (388,008.00) |
| (246,109.06) | (246,109.06) | (246,109.06) | (246,109.06) | (246,109.06) | (246,109.06) |
| (285,135.32) | (284,112.32) | (283,089.32) | (282,066.32) | (281,043.32) | (287,181.32) |
| (161,423.59) | (161,423.59) | (161,423.59) | (161,423.59) | (161,423.59) | (161,423.59) |
| - | - | - | - | - | - |
| (16,563,826.48) | (16,563,826.48) | (16,563,826.48) | (16,563,826.48) | (17,328,458.40) | (16,622,644.32) |
| (7,395,319.00) | (7,395,319.00) | (7,395,319.00) | (7,395,319.00) | (7,395,319.00) | (7,395,319.00) |
| 285,135.32 | 284,112.32 | 283,089.32 | 282,066.32 | 281,043.32 | 287,181.32 |
| - | - | - | - | - | - |
| 161,423.59 | 161,423.59 | 161,423.59 | 161,423.59 | 161,423.59 | 161,423.59 |
| - | - | - | - | - | - |
| (39,738,331.40) | (39,782,465.57) | (39,963,601.18) | (40,040,318.63) | (40,156,713.82) | (39,416,732.84) |
| (959,060.87) | (959,060.87) | (959,060.87) | (959,060.87) | (959,060.87) | (959,060.87) |
| (150,000.00) | (150,000.00) | (150,000.00) | (150,000.00) | (150,000.00) | (150,000.00) |
| (43,000.00) | (43,000.00) | (43,000.00) | (43,000.00) | (43,000.00) | (43,000.00) |
| (8,500.00) | (8,500.00) | (8,500.00) | (8,500.00) | (8,500.00) | (8,500.00) |
| (148,434.95) | (148,434.95) | (148,434.95) | (148,434.95) | (148,434.95) | (148,434.95) |
| (55,080.00) | (55,080.00) | (55,080.00) | (55,080.00) | (55,080.00) | (55,080.00) |
| (62,600.00) | (62,600.00) | (62,600.00) | (62,600.00) | (62,600.00) | (62,600.00) |
| (7,610.69) | (7,610.69) | (7,610.69) | (7,610.69) | (7,610.69) | (7,610.69) |
| (55,365.80) | (55,365.80) | (55,365.80) | (55,365.80) | (55,365.80) | (55,365.80) |
| (82,592.00) | (82,592.00) | (82,592.00) | (82,592.00) | (82,592.00) | (82,592.00) |
| (35,000.00) | (35,000.00) | (35,000.00) | (35,000.00) | (35,000.00) | (35,000.00) |
| (422,611.50) | (422,611.50) | (422,611.50) | (422,611.50) | (422,611.50) | (422,611.50) |
| (277,611.00) | (277,611.00) | (278,874.00) | (278,874.00) | (278,874.00) | (273,465.77) |
| (242,348.60) | (242,348.60) | (242,348.60) | (242,348.60) | (242,348.60) | (242,348.60) |
| (2,348,455.85) | (2,348,455.85) | (2,348,455.85) | (2,348,455.85) | (2,348,455.85) | (2,348,455.85) |
| (189,754.78) | (189,754.78) | (189,754.78) | (189,754.78) | (189,754.78) | (189,754.78) |
| (84,000.00) | (84,000.00) | (84,000.00) | (84,000.00) | (84,000.00) | (84,000.00) |
| (44,910,357.44) | (44,954,491.61) | (45,136,890.22) | (45,213,607.67) | (45,330,002.86) | (44,584,613.65) |
| 11,867,318.88 | 11,936,878.38 | 12,006,942.08 | 12,077,337.79 | 12,148,699.08 | 11,730,381.58 |
| (82,287,606.29) | (82,187,313.46) | (82,189,447.61) | (82,294,665.11) | (79,350,890.27) | (81,495,760.34) |
| (311,886,442.55) | (309,144,983.09) | (310,619,346.95) | (310,730,058.51) | (310,321,050.48) | (309,365,576.60) |
| - | - | - | - | - | (0.00) |

Pennichuck Water Works, Inc.
Balance Sheet
January - December 2021

| | 1 | 2 | 3 | 4 | 5 | 6 | 7 | |
|-------------------|---------------------|---------------------|---------------------|---------------------|---------------------|---------------------|---------------------|---------------------|
| | Dec-20 | Jan-21 | Feb-21 | Mar-21 | Apr-21 | May-21 | Jun-21 | Jul-21 |
| Assets | | | | | | | | |
| Land | | | | | | | | |
| 303100 | 639,329.93 | 639,329.93 | 639,329.93 | 639,329.93 | 639,329.93 | 639,329.93 | 634,329.93 | 634,329.93 |
| 303150 | - | - | - | - | - | - | - | - |
| 303200 | - | - | - | - | - | - | - | - |
| 303201 | - | - | - | - | - | - | - | - |
| 303240 | - | - | - | - | - | - | - | - |
| 303250 | - | - | - | - | - | - | - | - |
| 303300 | 228,178.93 | 228,178.93 | 228,178.93 | 228,178.93 | 228,178.93 | 228,178.93 | 228,178.93 | 228,178.93 |
| 303400 | - | - | - | - | - | - | - | - |
| 303500 | - | - | - | - | - | - | - | - |
| 303501 | 552,513.16 | 552,513.16 | 552,513.16 | 552,513.16 | 552,513.16 | 552,513.16 | 552,513.16 | 552,513.16 |
| 303550 | 688,358.24 | 688,358.24 | 688,358.24 | 688,358.24 | 688,358.24 | 688,358.24 | 688,358.24 | 688,358.24 |
| 303600 | - | - | - | - | - | - | - | - |
| 303650 | - | - | - | - | - | - | - | - |
| 303700 | - | - | - | - | - | - | - | - |
| | 2,108,380.26 | 2,108,380.26 | 2,108,380.26 | 2,108,380.26 | 2,108,380.26 | 2,108,380.26 | 2,103,380.26 | 2,103,380.26 |
| Structures | | | | | | | | |
| 304100 | 4,843,997.59 | 4,843,997.59 | 4,843,997.59 | 4,843,997.59 | 4,843,997.59 | 4,843,997.59 | 4,843,997.59 | 4,843,997.59 |
| 304101 | - | - | - | - | - | - | - | - |
| 304102 | 404,000.00 | 404,000.00 | 404,000.00 | 404,000.00 | 404,000.00 | 404,000.00 | 404,000.00 | 404,000.00 |
| 304103 | - | - | - | - | - | - | - | - |
| 304150 | - | - | - | - | - | - | - | - |
| 304155 | - | - | - | - | - | - | - | - |
| 304200 | 3,499,067.24 | 3,499,067.24 | 3,499,067.24 | 3,499,067.24 | 3,499,067.24 | 3,499,067.24 | 3,499,067.24 | 3,499,067.24 |
| 304201 | - | - | - | - | - | - | - | - |
| 304204 | - | - | - | - | - | - | - | - |
| 304210 | 25,289.68 | 25,289.68 | 25,289.68 | 25,289.68 | 25,289.68 | 25,289.68 | 25,289.68 | 25,289.68 |
| 304250 | - | - | - | - | - | - | - | - |
| 304265 | - | - | - | - | - | - | - | - |
| 304300 | - | - | - | - | - | - | - | - |
| 304500 | 3,772.19 | 3,772.19 | 3,772.19 | 3,772.19 | 3,772.19 | 3,772.19 | 3,772.19 | 3,772.19 |
| 304550 | 2,945,398.28 | 2,945,398.28 | 2,945,398.28 | 2,945,398.28 | 2,945,398.28 | 2,945,398.28 | 2,945,398.28 | 2,945,398.28 |
| 304551 | 65,787.00 | 65,787.00 | 65,787.00 | 65,787.00 | 65,787.00 | 65,787.00 | 65,787.00 | 65,787.00 |
| 304555 | - | - | - | - | - | - | - | - |
| 304557 | - | - | - | - | - | - | - | - |
| 304670 | - | - | - | - | - | - | - | - |
| 304700 | 193,540.83 | 193,540.83 | 193,540.83 | 193,540.83 | 193,540.83 | 193,540.83 | 193,540.83 | 314,193.87 |
| 304701 | 7,449,164.44 | 7,449,164.44 | 7,449,164.44 | 7,449,164.44 | 7,449,164.44 | 7,449,164.44 | 7,449,164.44 | 7,449,164.44 |
| 304750 | 20,460.19 | 20,460.19 | 20,460.19 | 20,460.19 | 20,460.19 | 20,460.19 | 20,460.19 | 20,460.19 |
| 304757 | - | - | - | - | - | - | - | - |
| 304800 | 24,213,859.80 | 24,213,859.80 | 24,213,859.80 | 24,213,859.80 | 24,265,557.01 | 24,265,557.01 | 24,265,557.01 | 24,293,364.18 |
| 304950 | 360,211.86 | 381,494.87 | 387,272.05 | 387,272.05 | 387,272.05 | 387,272.05 | 387,272.05 | 387,272.05 |
| 304951 | - | - | - | - | - | - | - | - |
| 305000 | 4,983,156.52 | 4,983,156.52 | 4,983,156.52 | 4,983,156.52 | 4,983,156.52 | 4,983,156.52 | 4,983,156.52 | 4,983,156.52 |
| 305110 | - | - | - | - | - | - | - | - |
| 305120 | - | - | - | - | - | - | - | - |
| 305130 | - | - | - | - | - | - | - | - |
| 305140 | - | - | - | - | - | - | - | - |
| 305145 | - | - | - | - | - | - | - | - |
| 306000 | 6,767,017.45 | 6,767,017.45 | 6,767,017.45 | 6,767,017.45 | 6,781,162.84 | 6,785,163.33 | 6,794,816.05 | 6,797,877.40 |

| | | | | | | | | | |
|--------|---------------------------------|----------------------|----------------------|----------------------|----------------------|----------------------|----------------------|----------------------|----------------------|
| 307100 | WELLS & SPRINGS - PWW | 1,182,109.55 | 1,182,109.55 | 1,182,109.55 | 1,182,109.55 | 1,182,109.55 | 1,182,109.55 | 1,190,259.55 | 1,190,259.55 |
| 307210 | WELL PUMPS & PIPING | 237,963.26 | 237,963.26 | 237,963.26 | 237,963.26 | 237,963.26 | 246,289.50 | 248,472.87 | 239,396.84 |
| 307250 | WELLS & SPRINGS-BADGER HILL | - | - | - | - | - | - | - | - |
| 307251 | WELLS & SPRINGS - VALLEYFIELD | - | - | - | - | - | - | - | - |
| 308200 | INFILT GALLERIES & TUNNELS: S/S | 1,543.33 | 1,543.33 | 1,543.33 | 1,543.33 | 1,543.33 | 1,543.33 | 1,543.33 | 1,543.33 |
| 309200 | SUPPLY MAINS-SOURCE OF SUPPLY | 3,781,114.53 | 3,781,114.53 | 3,781,114.53 | 3,781,114.53 | 3,781,114.53 | 3,781,114.53 | 3,781,114.53 | 3,781,114.53 |
| | | 60,977,453.74 | 60,998,736.75 | 61,004,513.93 | 61,004,513.93 | 61,070,356.53 | 61,082,683.26 | 61,102,669.35 | 61,245,114.88 |

Equipment

| | | | | | | | | | |
|-------------|---------------------------------------|----------------------|----------------------|----------------------|----------------------|----------------------|----------------------|----------------------|----------------------|
| 10000:31010 | POWER GENERATION EQUIPMENT | 1,384,381.53 | 1,384,381.53 | 1,384,381.53 | 1,384,381.53 | 1,384,381.53 | 1,384,381.53 | 1,384,381.53 | 1,384,381.53 |
| 311200 | ELECTRIC PUMPING EQUIPMENT | 5,599,600.77 | 5,599,600.77 | 5,599,600.77 | 5,612,062.61 | 5,612,062.61 | 5,636,630.81 | 5,636,630.81 | 5,630,783.36 |
| 311201 | ELECTRIC PUMP EQUIP - BON TERR | - | - | - | - | - | - | - | - |
| 311202 | ELECTRIC PUMP EQUIP: MERR RIV | - | - | - | - | - | - | - | - |
| 311203 | ELECTRIC PUMP EQUIP: TAYLOR FL | - | - | - | - | - | - | - | - |
| 311205 | ELECTRIC PUMPING EQUIP: AUTUMN | - | - | - | - | - | - | - | - |
| 311207 | ELECTRIC PUMP EQUIP: GREAT BAY | - | - | - | - | - | - | - | - |
| 311210 | ELECTRIC PUMPING EQUIP: PUMPS | 907,994.85 | 907,994.85 | 917,908.51 | 917,908.51 | 944,585.71 | 956,810.41 | 967,005.31 | 967,005.31 |
| 311220 | ELECTRIC PUMPING EQUIP: METERS | 6,047.12 | 6,047.12 | 6,047.12 | 6,047.12 | 6,047.12 | 6,047.12 | 6,047.12 | 6,047.12 |
| 311230 | ELECTRIC PUMPING EQUIP-CHEMICAL PUMPS | 15,416.80 | 15,416.80 | 15,416.80 | 15,416.80 | 15,416.80 | 15,416.80 | 15,416.80 | 15,416.80 |
| 311250 | ELEC PUMPING EQUIP-VALLEYFIELD | - | - | - | - | - | - | - | - |
| 311265 | ELEC PUMP EQUIP - SOUHEGAN WDS | - | - | - | - | - | - | - | - |
| 311300 | DIESEL PUMPING EQUIPMENT | - | - | - | - | - | - | - | - |
| 311400 | HYDRAULIC PUMPING EQUIPMENT | 15,857.20 | 15,857.20 | 15,857.20 | 15,857.20 | 15,857.20 | 15,857.20 | 15,857.20 | 15,857.20 |
| 311500 | NATURAL GAS PUMPING EQUIPMENT | 248,484.33 | 248,484.33 | 248,484.33 | 248,484.33 | 248,484.33 | 248,484.33 | 248,484.33 | 248,484.33 |
| 311600 | OTHER POWER PUMPING EQUIPMENT | 54,759.15 | 54,759.15 | 54,759.15 | 54,759.15 | 54,759.15 | 54,759.15 | 54,759.15 | 54,759.15 |
| 311603 | OTHER PWR & PUMP EQUIP-POWDER | - | - | - | - | - | - | - | - |
| 311605 | OTHER PWR & PUMP EQUIP-AUTUMN | - | - | - | - | - | - | - | - |
| 311607 | OTHER PWR & PUMP EQUIP-GRT BAY | - | - | - | - | - | - | - | - |
| 320000 | PURIFICATION SYSTEM EQUIPMENT | 741,925.51 | 741,925.51 | 741,925.51 | 741,925.51 | 741,925.51 | 741,925.51 | 741,925.51 | 741,925.51 |
| 320005 | PURIFICATION SYS EQUIP-AUTUMN | - | - | - | - | - | - | - | - |
| 320006 | PURIF SYS EQUIP-SOUHEGAN WOODS | - | - | - | - | - | - | - | - |
| 320007 | PURIFICATION SYS EQUIP-BT | - | - | - | - | - | - | - | - |
| 320008 | PURIF SYS EQUIP: SWEET HILL | - | - | - | - | - | - | - | - |
| 320017 | PURIFICATION EQUIP: GREAT BAY | - | - | - | - | - | - | - | - |
| 320100 | OTHER PRODUCTION EQUIPMENT | 76,495.62 | 76,495.62 | 76,495.62 | 76,495.62 | 76,495.62 | 76,495.62 | 76,495.62 | 76,495.62 |
| 320101 | OTHER PRODUCTION EQUIP: CIAC | 13,500.00 | 13,500.00 | 13,500.00 | 13,500.00 | 13,500.00 | 13,500.00 | 13,500.00 | 13,500.00 |
| 320105 | OTHER PROD EQUIP: AUTUMN WOODS | - | - | - | - | - | - | - | - |
| 320200 | WATER TREATMENT EQUIPMENT | 15,937,388.48 | 15,937,388.48 | 15,937,388.48 | 15,937,388.48 | 15,937,388.48 | 15,937,388.48 | 15,944,634.60 | 15,944,634.60 |
| 320250 | PURIF SYS EQUIP-VALLEYFIELD | - | - | - | - | - | - | - | - |
| 320310 | WATER TREATMENT: FILTER MEDIA | 1,337,394.28 | 1,337,394.28 | 1,337,394.28 | 1,337,394.28 | 1,337,394.28 | 1,337,394.28 | 1,337,394.28 | 1,337,394.28 |
| 320360 | OTHER PROD EQUIP: CABOT PRES | - | - | - | - | - | - | - | - |
| | | 26,339,245.64 | 26,339,245.64 | 26,349,159.30 | 26,361,621.14 | 26,388,298.34 | 26,425,091.24 | 26,442,532.26 | 26,436,684.81 |

Transmission & Distribution

| | | | | | | | | | |
|--------|---------------------------------|--------------|--------------|--------------|--------------|--------------|--------------|--------------|--------------|
| 114100 | ACQUISITION ADJ - BON TERRAIN | (384,880.18) | (384,880.18) | (384,880.18) | (384,880.18) | (384,880.18) | (384,880.18) | (384,880.18) | (384,880.18) |
| 114101 | ACQUISITION ADJ-SOUHEGAN WOODS | (460,025.00) | (460,025.00) | (460,025.00) | (460,025.00) | (460,025.00) | (460,025.00) | (460,025.00) | (460,025.00) |
| 115101 | ACCUM AMORT: SOUHEGN WD ACQ ADJ | 375,024.13 | 376,426.64 | 377,829.15 | 379,231.67 | 380,634.19 | 382,036.70 | 383,439.22 | 384,841.73 |
| 115102 | ACCUM AMORT: BON TERR ACQ ADJ | 232,293.35 | 233,142.97 | 233,992.59 | 234,842.21 | 235,691.83 | 236,541.45 | 237,391.07 | 238,240.69 |
| 330160 | DISTRIBUTION RES: SHAKESPEARE | - | - | - | - | - | - | - | - |
| 330165 | DISTRIBUTION RES: FIFIELD TANK | - | - | - | - | - | - | - | - |
| 330170 | DISTRIBUTION RES: POWDER HILL | - | - | - | - | - | - | - | - |
| 330171 | DISTRIBUTION RES: GREAT BAY | - | - | - | - | - | - | - | - |
| 330174 | DISTRIBUTION RES: ENGLISH WOOD | - | - | - | - | - | - | - | - |
| 330500 | DISTRIBUTION RESERVIORS | 8,459,084.08 | 8,459,084.08 | 8,459,084.08 | 8,459,084.08 | 8,459,084.08 | 8,459,084.08 | 8,459,084.08 | 8,459,084.08 |
| 331000 | PAVEMENTS - GENERAL | 322,272.32 | 322,272.32 | 322,272.32 | 322,272.32 | 322,272.32 | 322,272.32 | 322,272.32 | 322,272.32 |
| 331001 | PAVEMENTS - TRANS MAINS | 360,604.84 | 360,604.84 | 360,604.84 | 360,604.84 | 360,604.84 | 360,604.84 | 360,604.84 | 360,604.84 |
| 331002 | PAVEMENTS - DIST MAINS | 5,919,203.25 | 5,919,203.25 | 5,919,203.25 | 5,919,203.25 | 5,919,203.25 | 5,919,203.25 | 5,919,203.25 | 5,919,203.25 |
| 331003 | PAVEMENTS - GATE VALVES | 239,018.36 | 239,018.36 | 239,018.36 | 239,018.36 | 239,018.36 | 239,018.36 | 239,018.36 | 239,018.36 |

| | | | | | | | | | |
|--------|--------------------------------|---------------|---------------|---------------|---------------|---------------|---------------|---------------|---------------|
| 331100 | TRANSMISSION MAINS | 13,075,686.45 | 13,075,686.45 | 13,075,686.45 | 13,075,686.45 | 13,075,686.45 | 13,075,686.45 | 13,075,686.45 | 13,075,686.45 |
| 331101 | TRANS & DIST MAINS - BON TERRN | 1,440,589.96 | 1,440,589.96 | 1,440,589.96 | 1,440,589.96 | 1,440,589.96 | 1,440,589.96 | 1,440,589.96 | 1,440,589.96 |
| 331102 | T&D MAINS:DEV INST:BON TERRAIN | 531,932.04 | 531,932.04 | 531,932.04 | 531,932.04 | 531,932.04 | 531,932.04 | 531,932.04 | 531,932.04 |
| 331150 | TRANS MAINS: DEVELOPER INSTALL | 235,507.36 | 235,507.36 | 235,507.36 | 235,507.36 | 235,507.36 | 235,507.36 | 235,507.36 | 235,507.36 |
| 331165 | TRANS MAINS - SOUHEGAN WOODS | - | - | - | - | - | - | - | - |
| 331200 | DISTRIBUTION MAINS - NEW | 44,541,128.54 | 44,541,128.54 | 44,541,128.54 | 44,541,128.54 | 44,541,128.54 | 44,795,567.95 | 44,838,547.64 | 44,838,547.64 |
| 331201 | DISTRIBUTION SYSTEM EQUIPMENT | 122,253.28 | 122,253.28 | 122,253.28 | 122,253.28 | 122,253.28 | 122,253.28 | 122,253.28 | 122,253.28 |
| 331204 | DISTRIBUTION MAINS: ENG WOODS | - | - | - | - | - | - | - | - |
| 331205 | DISTRIBUTION MAINS: AUTUMN | - | - | - | - | - | - | - | - |
| 331206 | DIST MAINS: SOUHEGAN WOODS | - | - | - | - | - | - | - | - |
| 331220 | DIST MAINS IN LITTLE PND | - | - | - | - | - | - | - | - |
| 331250 | DIST MAINS: GATE VALVES | 2,679,877.09 | 2,679,877.09 | 2,690,322.59 | 2,720,659.27 | 2,760,595.85 | 2,767,083.28 | 2,832,966.63 | 2,835,156.15 |
| 331251 | GATES: 4" & UNDER - CORE | 49,003.13 | 49,003.13 | 49,003.13 | 49,003.13 | 49,003.13 | 49,003.13 | 49,003.13 | 49,003.13 |
| 331252 | GATES: 4" & UNDER - COMM SYS | 26,433.69 | 26,433.69 | 26,433.69 | 26,433.69 | 26,433.69 | 26,433.69 | 26,433.69 | 26,433.69 |
| 331253 | GATES: 6" & LARGER - CORE | 64,058.55 | 64,058.55 | 64,058.55 | 64,058.55 | 64,058.55 | 64,058.55 | 64,058.55 | 64,058.55 |
| 331254 | GATES: 6" & LARGER - COMM SYS | 67,872.54 | 67,872.54 | 67,872.54 | 67,872.54 | 67,872.54 | 67,872.54 | 67,872.54 | 67,872.54 |
| 331256 | DIST MAINS:GATE VALVES-DUNLAP | - | - | - | - | - | - | - | - |
| 331257 | DIST MAINS:VALLEYFIELD | - | - | - | - | - | - | - | - |
| 331300 | DIST MAINS: DEVELOPER INSTALL | 25,334,367.25 | 25,334,367.25 | 25,439,330.10 | 25,439,330.10 | 25,605,140.33 | 25,605,140.33 | 25,905,482.55 | 25,905,482.55 |
| 331305 | DEV INST:DIST MAINS-LTLE POND | - | - | - | - | - | - | - | - |
| 331350 | DIST MAINS: TAYLOR FALLS | - | - | - | - | - | - | - | - |
| 331360 | DIST MAINS: CABOT PRESERVE | - | - | - | - | - | - | - | - |
| 331770 | DISTRIBUTION MAINS - GREAT BAY | - | - | - | - | - | - | - | - |
| 333004 | PAVEMENTS: SERVICES | 1,482,092.25 | 1,482,092.25 | 1,482,092.25 | 1,482,092.25 | 1,482,092.25 | 1,488,518.25 | 1,491,731.25 | 1,491,731.25 |
| 333100 | NEW SERVICES | 4,738,958.36 | 4,738,958.36 | 4,738,958.36 | 4,738,958.36 | 4,738,958.36 | 4,764,203.36 | 4,784,501.36 | 4,790,009.36 |
| 333101 | NEW SERVICES - BON TERRAIN | - | - | - | - | - | - | - | - |
| 333102 | NEW SERV:DEV INSTALL:BON TERR | - | - | - | - | - | - | - | - |
| 333120 | NEW SERVICES - POWDER HILL | - | - | - | - | - | - | - | - |
| 333122 | NEW SERVICES - LITTLE POND | - | - | - | - | - | - | - | - |
| 333140 | NEW SERVICES - ENGLISH WOODS | - | - | - | - | - | - | - | - |
| 333150 | NEW SERVICES-VALLEYFIELD | - | - | - | - | - | - | - | - |
| 333165 | NEW SERVICES - SOUHEGAN WOODS | - | - | - | - | - | - | - | - |
| 333200 | RENEWED SERVICES | 3,752,941.20 | 3,752,941.20 | 3,752,941.20 | 3,757,217.76 | 3,764,158.38 | 3,766,068.80 | 3,773,522.01 | 3,773,522.01 |
| 333230 | DEVELOPER INSTALLED SERV: CIAC | 7,155,122.44 | 7,164,878.61 | 7,171,260.88 | 7,173,062.01 | 7,177,914.60 | 7,181,163.51 | 7,181,215.86 | 7,196,709.17 |
| 333250 | DEVELOPER INSTALLED SERV: PAID | 1,894,179.23 | 1,894,881.24 | 1,900,497.32 | 1,904,007.37 | 1,908,921.44 | 1,910,325.46 | 1,913,133.50 | 1,920,153.60 |
| 334000 | METERING EQUIPMENT | 4,469,606.61 | 4,471,108.54 | 4,482,954.77 | 4,485,340.79 | 4,490,124.78 | 4,493,224.22 | 4,494,153.44 | 4,496,178.42 |
| 334001 | NEW METERS - BON TERRAIN | - | - | - | - | - | - | - | - |
| 334100 | RADIOS FOR METERING | 2,447,513.72 | 2,447,916.48 | 2,449,311.30 | 2,450,580.26 | 2,451,654.13 | 2,452,140.48 | 2,444,975.15 | 2,446,237.19 |
| 334220 | NEW METERS - LITTLE POND | - | - | - | - | - | - | - | - |
| 334250 | NEW METERS: BADGER HILL | - | - | - | - | - | - | - | - |
| 334360 | NEW METERS - CABOT PRESERVE | - | - | - | - | - | - | - | - |
| 334370 | NEW METERS: VALLEYFIELD | - | - | - | - | - | - | - | - |
| 334400 | NEW METERS - ENGLISH WOODS | - | - | - | - | - | - | - | - |
| 334450 | NEW METERS - BARTLETT COMMONS | - | - | - | - | - | - | - | - |
| 334500 | NEW METERS - AUTUMN WOODS | - | - | - | - | - | - | - | - |
| 334570 | NEW METERS: GREENFIELD FARMS | - | - | - | - | - | - | - | - |
| 334600 | NEW METERS - DUNLAP WOODS | - | - | - | - | - | - | - | - |
| 334650 | NEW METERS - SOUHEGAN WOODS | - | - | - | - | - | - | - | - |
| 334770 | NEW METERS-GREAT BAY | - | - | - | - | - | - | - | - |
| 334890 | NEW METERS: SWEET HILL | - | - | - | - | - | - | - | - |
| 334900 | NEW METERS - ATHERTON COMMONS | - | - | - | - | - | - | - | - |
| 334920 | NEW METERS: LAUREL WOODS | - | - | - | - | - | - | - | - |
| 334950 | CONSTRUCTION METERS | 2,565.20 | 2,565.20 | 2,565.20 | 2,565.20 | 2,565.20 | 2,565.20 | 2,565.20 | 2,565.20 |
| 335000 | FIRE PROT EQUIP: HYDRANTS | 3,127,969.23 | 3,127,969.23 | 3,127,969.23 | 3,127,969.23 | 3,134,107.41 | 3,134,107.41 | 3,132,808.59 | 3,132,808.59 |
| 335001 | NEW HYDRANTS - BON TERRAIN | - | - | - | - | - | - | - | - |
| 335002 | HYDRANTS:DEV INSTALL: BON TERR | - | - | - | - | - | - | - | - |

| | | | | | | | | | |
|--------|--------------------------------------|------------------------|------------------------|------------------------|------------------------|------------------------|------------------------|------------------------|------------------------|
| 335005 | PAVEMENTS: HYDRANTS | 100,205.95 | 100,205.95 | 100,205.95 | 100,205.95 | 100,205.95 | 100,205.95 | 100,205.95 | 100,205.95 |
| 335100 | HYDRANTS: CIAC | 1,774,011.29 | 1,774,011.29 | 1,780,083.95 | 1,780,083.95 | 1,783,878.45 | 1,783,878.45 | 1,815,287.03 | 1,815,287.03 |
| 335200 | NEW HYDRANTS: POWDER HILL | 900.00 | 900.00 | 900.00 | 900.00 | 900.00 | 900.00 | 900.00 | 900.00 |
| 335205 | FIRE PROTECTION: AUTUMN | - | - | - | - | - | - | - | - |
| 335220 | NEW HYDRANTS - LITTLE POND | - | - | - | - | - | - | - | - |
| 335650 | NEW HYDRANTS - SOUHEGAN WOODS | - | - | - | - | - | - | - | - |
| 339000 | OTHER TRANS/DIST EQUIPMENT | 30,352.30 | 30,352.30 | 30,352.30 | 30,352.30 | 30,352.30 | 30,352.30 | 30,352.30 | 30,352.30 |
| 339100 | OTHER PLANT&MISC EQ-INTANGIBLE | 565.00 | 565.00 | 565.00 | 565.00 | 565.00 | 565.00 | 565.00 | 565.00 |
| 339200 | OTHER PLANT & MISC EQ-S/S PUMP | 97,067.72 | 97,067.72 | 97,067.72 | 97,067.72 | 97,067.72 | 97,067.72 | 97,067.72 | 97,067.72 |
| 339300 | OTHER PLANT & MISC EQUIP -WTP | 295,946.98 | 295,946.98 | 295,946.98 | 295,946.98 | 295,946.98 | 295,946.98 | 295,946.98 | 295,946.98 |
| 339360 | OTHER TRANS/DIST EQUIP: CABOT | - | - | - | - | - | - | - | - |
| 339500 | OTHER TRANS/DIST EQUIP: AUTUMN | - | - | - | - | - | - | - | - |
| 339650 | OTHER TRANS/DIST EQUIP: SOUHEG | - | - | - | - | - | - | - | - |
| 339770 | OTHER TRANS/DIST EQUIP: GRT BAY | - | - | - | - | - | - | - | - |
| | | 134,601,302.51 | 134,615,917.51 | 134,764,890.05 | 134,810,721.59 | 135,051,218.36 | 135,356,217.47 | 135,825,373.12 | 135,861,123.20 |
| | Miscellaneous Equipment | | | | | | | | |
| 340100 | OFFICE EQUIPMENT | 672,773.73 | 672,773.73 | 672,773.73 | 676,934.31 | 676,934.31 | 676,934.31 | 676,934.31 | 676,934.31 |
| 341000 | TRANSPORTATION EQUIPMENT | 3,736,445.42 | 3,736,445.42 | 3,736,445.42 | 3,736,445.42 | 3,736,445.42 | 3,736,445.42 | 3,643,343.18 | 3,643,343.18 |
| 343000 | SHOP EQUIPMENT | 761,884.05 | 761,884.05 | 761,884.05 | 761,884.05 | 761,884.05 | 761,884.05 | 720,154.54 | 791,125.44 |
| 343001 | SHOP EQUIP: BON TERRAIN | - | - | - | - | - | - | - | - |
| 344000 | LABORATORY EQUIPMENT | 182,670.47 | 182,670.47 | 182,670.47 | 182,670.47 | 182,670.47 | 182,670.47 | 182,670.47 | 182,670.47 |
| 345000 | POWER OPERATED EQUIPMENT | 376,133.08 | 376,133.08 | 376,133.08 | 376,133.08 | 376,133.08 | 376,133.08 | 376,133.08 | 376,133.08 |
| 346000 | COMMUNICATION EQUIPMENT | 991,872.25 | 991,872.25 | 991,872.25 | 991,872.25 | 991,872.25 | 991,872.25 | 1,045,429.54 | 1,045,429.54 |
| 346250 | COMMUNICATION EQUIP: BADGER HL | - | - | - | - | - | - | - | - |
| 346500 | COMMUNICATION EQUIP: AUTUMN WD | - | - | - | - | - | - | - | - |
| 346650 | COMMUNICATION EQUIP-SOUHEGN WD | - | - | - | - | - | - | - | - |
| 346770 | COMMUNICATION EQUIP: GREAT BAY | - | - | - | - | - | - | - | - |
| 347110 | COMPUTER EQUIP-HRDWARE/SFTWARE | 8,634,631.61 | 8,634,631.61 | 8,679,704.62 | 8,686,784.92 | 8,686,784.92 | 8,697,945.33 | 7,993,815.42 | 8,005,171.06 |
| 348000 | MISCELLANEOUS GENERAL EQUIP | 783,170.98 | 783,170.98 | 783,170.98 | 783,170.98 | 783,170.98 | 783,170.98 | 780,095.81 | 780,095.81 |
| 348001 | MISC GENERAL EQUIP - BON TERR | - | - | - | - | - | - | - | - |
| | | 16,139,581.59 | 16,139,581.59 | 16,184,654.60 | 16,195,895.48 | 16,195,895.48 | 16,207,055.89 | 15,418,576.35 | 15,500,902.89 |
| | Intangible Plant | | | | | | | | |
| 301000 | ORGANIZATION EXPENSE | 28,856.17 | 28,856.17 | 28,856.17 | 28,856.17 | 28,856.17 | 28,856.17 | 28,856.17 | 28,856.17 |
| 302000 | FRANCHISES & CONSENTS | 229,132.31 | 229,132.31 | 229,132.31 | 229,132.31 | 229,132.31 | 229,132.31 | 229,132.31 | 229,132.31 |
| | | 257,988.48 | 257,988.48 | 257,988.48 | 257,988.48 | 257,988.48 | 257,988.48 | 257,988.48 | 257,988.48 |
| | Total Plant in Service | 240,423,952.22 | 240,459,850.23 | 240,669,586.62 | 240,739,120.88 | 241,072,137.45 | 241,437,416.60 | 241,150,519.82 | 241,405,194.52 |
| | Accumulated Depreciation | | | | | | | | |
| 108000 | ACCUMULATED DEPRECIATION | (81,979,706.09) | (82,501,737.70) | (83,022,875.53) | (83,537,154.22) | (84,058,826.34) | (84,581,050.79) | (84,163,925.60) | (84,667,932.45) |
| 108001 | ACCUM DEPREC: COST OF REMOVAL | 6,695,159.95 | 6,695,326.85 | 6,696,084.55 | 6,701,815.76 | 6,728,312.26 | 6,762,229.80 | 6,770,579.01 | 6,770,804.00 |
| 108002 | ACCUMULATED DEPREC: GAIN/LOSS | 7,057,858.72 | 7,057,858.72 | 7,057,858.72 | 7,061,350.14 | 7,059,640.73 | 7,059,640.73 | 7,119,132.94 | 7,126,602.03 |
| 108100 | THEORETICAL DEP REERVE-2007 | 3,531,600.00 | 3,531,600.00 | 3,531,600.00 | 3,531,600.00 | 3,531,600.00 | 3,531,600.00 | 3,531,600.00 | 3,531,600.00 |
| | | (64,695,087.42) | (65,216,952.13) | (65,737,332.26) | (66,242,388.32) | (66,739,273.35) | (67,227,580.26) | (66,742,613.65) | (67,238,926.42) |
| | Net Plant in Service | 175,728,864.80 | 175,242,898.10 | 174,932,254.36 | 174,496,732.56 | 174,332,864.10 | 174,209,836.34 | 174,407,906.17 | 174,166,268.10 |
| | Construction Work in Progress | | | | | | | | |
| 105111 | CWIP: LABOR CLEARING | (10,025.84) | (9,213.44) | (6,236.06) | (4,512.75) | (7,963.98) | (7,360.51) | (10,564.20) | (8,741.45) |
| 105222 | CWIP: CONTRACTOR CLEARING | 255,920.05 | 317,619.20 | 296,200.85 | 983,391.30 | 1,106,227.77 | 2,153,722.02 | 2,959,640.00 | 3,353,673.71 |
| 105333 | CWIP: WTP EVAL & CAPITAL PLAN | 9,606.14 | (2,265.40) | 5,007.12 | 846.54 | 846.54 | 846.54 | 846.54 | 846.54 |
| 105444 | CWIP: OPERATIONS BUILDING | 144,976.45 | 167,786.34 | 161,500.08 | 178,997.89 | 205,349.16 | 260,688.32 | 231,620.47 | 257,889.13 |
| | | 400,476.80 | 473,926.70 | 456,471.99 | 1,158,722.98 | 1,304,459.49 | 2,407,896.37 | 3,181,542.81 | 3,603,667.93 |
| | Total Plant | 176,129,341.60 | 175,716,824.80 | 175,388,726.35 | 175,655,455.54 | 175,637,323.59 | 176,617,732.71 | 177,589,448.98 | 177,769,936.03 |

Current Assets

Cash

| | | | | | | | | | |
|-------------|--|---------------------|---------------------|---------------------|---------------------|---------------------|---------------------|---------------------|----------------------|
| 30110:13111 | PETTY CASH: WTP | 2,000.00 | 2,000.01 | 2,000.01 | 2,000.01 | 2,000.00 | 2,000.00 | 2,000.00 | 2,000.00 |
| 131111 | PETTY CASH: OPERATIONS | 2,000.00 | 2,000.00 | 2,000.00 | 2,000.00 | 2,000.00 | 2,000.00 | 2,000.00 | 2,000.00 |
| 131112 | PETTY CASH: OFFICE | 2,000.00 | 2,000.00 | 2,000.00 | 2,000.00 | 2,000.00 | 2,000.00 | 2,000.00 | 2,000.00 |
| 131115 | PETTY CASH : ENGINEERING | - | - | - | - | - | - | - | - |
| 131125 | CASH-PAYROLL RBS CITIZENS BANK | - | - | - | - | - | - | - | - |
| 131120 | CASH-BANK OF AMERICA: PWW | - | - | - | - | - | - | - | - |
| 131140 | CASH - TD BANK | - | - | - | - | - | - | - | - |
| 131230 | CASH PAYROLL - TD BANK | - | - | - | - | - | - | - | - |
| 131350 | RESTRICTED CASH - RSF TD BANK | 780,000.00 | 945,125.23 | 822,404.56 | 742,715.53 | 608,489.21 | 610,644.83 | 868,260.25 | 1,046,815.39 |
| 131360 | RESTRICTED CASH - 2014 BOND PROJECT FUND | 213,675.00 | - | - | - | - | - | - | - |
| 131361 | RESTRICTED CASH - BOND REFUND ESCROW FUND | - | - | - | - | - | - | - | - |
| 131370 | RESTRICTED CASH - 2015 BOND PROJECT FUND | - | - | - | - | - | - | - | - |
| 131371 | RESTRICTED CASH - 2015 BOND FUND ESCROW FUND | - | - | - | - | - | - | - | - |
| 131375 | DSRR 1.0 RSF | 390,000.00 | 521,956.00 | 423,886.62 | 360,204.98 | 252,941.12 | 254,663.73 | 460,531.12 | 603,219.32 |
| 131380 | MOERR RSF | 3,344,778.51 | 2,924,840.00 | 2,624,172.08 | 2,490,550.51 | 2,070,475.89 | 2,032,825.76 | 2,563,055.80 | 2,910,281.13 |
| 131385 | MOERR | 1,089,742.38 | 1,976,994.06 | 1,667,058.98 | 2,936,582.46 | 2,247,402.99 | 2,670,609.83 | 2,343,651.46 | 1,825,971.95 |
| 131390 | DSRR 1.0 | 1,854,935.15 | 2,342,390.44 | 971,002.69 | 1,106,503.60 | 1,591,325.02 | 2,080,986.90 | 2,564,887.31 | 2,942,475.23 |
| 131372 | RESTRICTED CASH-2018 BOND PROJECT FUND | - | - | - | - | - | - | - | - |
| 131373 | RESTRICTED CASH-2019 BOND PROJECT FUND | 45.00 | 45.00 | 45.00 | 45.00 | 45.00 | 45.00 | 45.00 | 45.00 |
| 131374 | RESTRICTED CASH-2020 BOND PROJECT FUND | 5,474.84 | 5,474.84 | 5,474.84 | 5,474.84 | 5,474.84 | 5,474.84 | 5,474.84 | 5,474.84 |
| 131376 | RESTRICTED CASH-2020C BOND PROJECT FUND | 18,236.29 | 18,236.29 | 18,236.29 | 18,236.29 | 18,236.29 | 18,236.29 | 18,236.29 | 18,236.29 |
| 131377 | RESTRICTED CASH-2021 BOND PROJECT FUND | - | - | - | - | 14,562.16 | 14,562.16 | 14,562.16 | 14,562.16 |
| 135100 | INVESTMENTS-BOND PROJECT FUND | - | - | - | - | - | - | - | - |
| 131395 | DSRR 0.1 | 514,453.62 | 554,794.32 | 596,458.02 | 641,560.49 | 682,304.74 | 733,947.64 | 693,100.93 | 758,840.39 |
| 171360 | ACCRUED INTEREST INCOME-2014 BOND PROJ FUND | - | - | - | - | - | - | - | - |
| 171370 | ACCRUED INTEREST INCOME-2015 BOND PROJ FUND | - | - | - | - | - | - | - | - |
| 181360 | DISCOUNT ON BONDS-2014 BOND PROJ FUND | - | - | - | - | - | - | - | - |
| 181370 | DISCOUNT ON BONDS-2015 BOND PROJ FUND | - | - | - | - | - | - | - | - |
| 131300 | RESTRICTED CASH - RSF | - | - | - | - | - | - | - | - |
| 131200 | CASH-PAYROLL | - | - | - | - | - | - | - | - |
| | | 8,217,340.79 | 9,295,856.19 | 7,134,739.09 | 8,307,873.71 | 7,497,257.26 | 8,427,996.98 | 9,537,805.16 | 10,131,921.70 |

Accounts Receivable, Net

| | | | | | | | | | |
|--------|--------------------------------|---------------------|---------------------|---------------------|---------------------|---------------------|---------------------|---------------------|---------------------|
| 141000 | A/R: BILLED WATER REVENUE | - | - | - | - | - | - | - | - |
| 141150 | A/R: BILLED WATER REVENUE | 2,484,592.00 | 2,751,673.07 | 2,499,793.61 | 2,004,965.60 | 2,407,576.50 | 2,326,266.49 | 2,311,609.68 | 3,256,640.81 |
| 141350 | A/R: MVD REMOVAL GRANTS | - | - | - | - | - | - | - | - |
| 141100 | A/R: MISCELLANEOUS | 31,531.46 | 30,965.34 | 31,152.01 | 31,147.17 | 32,565.46 | 34,612.46 | 34,597.36 | 32,522.22 |
| 141400 | A/R: MISCELLANEOUS | 269,487.50 | 262,140.13 | 262,140.13 | 249,214.13 | 249,214.13 | 249,214.13 | 249,214.13 | 262,337.36 |
| 141450 | A/R: MISC COMPUTERS | - | - | - | - | - | - | - | - |
| 142200 | A/R: JOBBING | 12,281.91 | 11,780.50 | 8,385.50 | 9,493.28 | 25,426.56 | 26,964.72 | 31,993.42 | 30,279.31 |
| 143901 | ALLOW FOR DOUBTFUL ACCTS-WATER | (25,000.00) | (25,000.00) | (25,066.13) | (25,000.00) | (24,999.94) | (25,000.00) | (25,000.00) | (25,000.00) |
| 143902 | ALLOW FOR DOUBTFUL ACCTS-JOBNG | (10,542.03) | (10,542.03) | (10,542.03) | (10,542.03) | (10,542.03) | (10,542.03) | (10,542.03) | (10,542.03) |
| | | 2,762,350.84 | 3,021,017.01 | 2,765,863.09 | 2,259,278.15 | 2,679,240.68 | 2,601,515.77 | 2,591,872.56 | 3,546,237.67 |

Unbilled Revenue

| | | | | | | | | | |
|--------|--------------------------------|---------------------|---------------------|---------------------|---------------------|---------------------|---------------------|---------------------|---------------------|
| 173150 | A/R: UNBILLED WATER REV-QRTLTY | - | - | - | - | - | - | - | - |
| 173151 | A/R: UNBILLED WATER REV-MONTH | 2,169,260.00 | 1,845,707.00 | 1,837,164.00 | 2,039,827.00 | 1,703,125.00 | 2,139,642.00 | 2,950,236.00 | 2,641,583.00 |
| 173152 | A/R: UNBLLD REVENUE-RECOUPMENT | 1,613,596.45 | 1,613,596.45 | 1,613,596.45 | 1,613,596.45 | 1,568,032.99 | 1,478,909.42 | 1,386,535.49 | 1,291,539.55 |
| 173153 | A/R UNBILLED:RECOUP STEP INCR | - | - | - | - | - | - | - | - |
| | | 3,782,856.45 | 3,459,303.45 | 3,450,760.45 | 3,653,423.45 | 3,271,157.99 | 3,618,551.42 | 4,336,771.49 | 3,933,122.55 |

Inventory & Supplies

| | | | | | | | | | |
|--------|-----------------------------|------------|------------|------------|------------|------------|------------|------------|------------|
| 151100 | INVENTORY: PIPES & FITTINGS | 354,623.26 | 363,690.57 | 372,213.43 | 379,058.30 | 386,128.19 | 386,702.61 | 393,203.45 | 391,507.10 |
| 151101 | INVENTORY: NEW METERS | 105,679.06 | 107,211.33 | 103,807.13 | 109,781.09 | 181,592.01 | 162,140.39 | 156,680.15 | 183,823.47 |
| 151150 | INVENTORY: MISC T & D | 878.64 | 813.04 | 794.48 | 794.48 | 794.48 | 684.78 | 674.94 | 576.41 |
| 151200 | INVENTORY: WTP SPARE PARTS | - | - | - | - | - | - | - | - |
| 151201 | INVENTORY: WTP CHEMICALS | 110,678.48 | 153,055.00 | 180,460.46 | 188,446.56 | 177,962.86 | 192,938.01 | 211,823.32 | 200,860.29 |

| | | | | | | | | | |
|--------|---------------------------------------|----------------------|----------------------|----------------------|----------------------|----------------------|----------------------|----------------------|----------------------|
| 151250 | INVENTORY: FLEET/VEHICLES | (75.13) | (75.13) | (75.13) | (75.13) | (75.13) | (75.13) | (75.13) | (75.13) |
| 151300 | INVENTORY:BACKUP GENERAT FUEL | 20,553.11 | 20,553.11 | 20,553.11 | 20,553.11 | 20,553.11 | 20,553.11 | 20,553.11 | 20,553.11 |
| 151600 | INV: CUSTOMER HANDBOOK/FOLDER | - | - | - | - | - | - | - | - |
| 151615 | INV: CUSTOMER BROCHURE/INSERTS | - | - | - | - | - | - | - | - |
| 151625 | INVENTORY: CUST CONSERVATION | - | - | - | - | - | - | - | - |
| 151650 | INVENTORY: BILLING & ACCTING | 3,820.93 | 13,567.26 | 10,321.58 | 8,642.56 | 6,926.79 | 16,234.52 | 14,500.37 | 12,789.89 |
| 151700 | INVENTORY: POCKET FOLDERS | - | - | - | - | - | - | - | - |
| 151725 | INVENTORY:EDUCATIONAL SUPPLIES | - | - | - | - | - | - | - | - |
| 151730 | INVENTORY: CCR'S | - | - | - | - | - | - | - | - |
| 231999 | RECEIVING ACCRUAL | - | (11,065.93) | (18,190.41) | (18,492.41) | (44,498.33) | (22,707.31) | (29,862.07) | (22,030.93) |
| 184200 | INVENTORY-WIP | - | (39,835.91) | (31,370.49) | (34,688.35) | (42,827.02) | (56,256.08) | (96,344.58) | (67,397.10) |
| | | 596,158.35 | 607,913.34 | 638,514.16 | 654,020.21 | 686,556.96 | 700,214.90 | 671,153.56 | 720,607.11 |
| | Prepaid Expenses & Other | | | | | | | | |
| 162100 | PREPAID INSURANCE | 2,940.86 | 87,228.57 | 103,705.34 | 111,282.06 | 115,873.87 | 125,198.92 | 132,707.26 | 140,115.79 |
| 162150 | PREPAID COMPUTER CLASSES | - | - | - | - | - | - | - | - |
| 162200 | PREPAID COMPUTER MAINTENANCE | 361,831.23 | 334,336.18 | 336,290.79 | 286,794.88 | 283,425.83 | 312,192.92 | 433,234.07 | 403,792.69 |
| 163310 | PREPAID PROPERTY TAXES | 1,041,392.28 | 694,261.53 | 347,130.78 | - | - | - | 893,403.72 | 610,921.00 |
| 162350 | PREPAID OFFICE EQUIPMENT | - | - | - | - | - | - | - | - |
| 162400 | CLEARING ACCOUNT (DO NOT USE) | - | - | - | - | - | - | - | - |
| 162450 | PREPAID HECOP III OFFICE LEASE | 27,499.56 | 27,499.56 | 27,499.56 | 27,499.56 | 27,499.56 | 27,499.56 | 27,499.56 | 27,499.56 |
| 162500 | PREPAID POSTAGE | 38,334.26 | 38,334.26 | 38,334.26 | 38,334.26 | 38,334.26 | 38,334.26 | 38,334.26 | 38,334.26 |
| 162700 | PREPAID EXPENSES | 31,490.00 | 253,087.20 | 261,462.66 | 271,432.44 | 293,377.08 | 301,361.23 | 290,351.54 | 279,124.37 |
| 162300 | PREPAID TAXES | - | - | - | - | - | - | - | - |
| 162310 | PREPAID PROPERTY TAXES | - | - | - | - | - | - | - | - |
| 184100 | CLEARING ACCOUNT | (21,982.01) | (28,240.26) | (28,240.26) | (28,240.26) | (28,240.26) | (28,240.26) | (28,240.26) | (28,240.26) |
| | | 1,481,506.18 | 1,406,507.04 | 1,086,183.13 | 707,102.94 | 730,270.34 | 776,346.63 | 1,787,290.15 | 1,471,547.41 |
| 233300 | INTERCO PAY/REC: PWW/PCP | 26,123,977.14 | 25,782,203.71 | 21,903,132.10 | 21,343,624.34 | 21,973,656.87 | 22,203,116.83 | 20,611,248.08 | 20,877,994.28 |
| 233400 | INTERCO PAY/REC: PWW/TSC | - | - | - | - | - | - | - | - |
| 233500 | INTERCO PAY/REC: PWW/PWS | - | 157,888.88 | 250,224.74 | 384,700.01 | 574,571.26 | 729,611.68 | 965,947.67 | 1,155,019.31 |
| 233600 | INTERCO PAY/REC: PWW/PAC | - | 18,962.73 | 26,127.60 | 35,707.17 | 50,948.45 | 60,738.04 | 97,429.07 | 106,093.60 |
| 233650 | INTERCO LOAN PWW/PAC: RSF | 12,954.74 | 12,954.74 | 12,954.74 | 12,954.74 | 12,954.74 | 12,954.74 | 12,954.74 | 12,954.74 |
| 233700 | INTERCO PAY/REC: PWW/PEU | - | (486,125.20) | (283,659.03) | (68,279.20) | 183,644.97 | 390,862.93 | 704,853.35 | 904,300.37 |
| | | 26,136,931.88 | 25,485,884.86 | 21,908,780.15 | 21,708,707.06 | 22,795,776.29 | 23,397,284.22 | 22,392,432.91 | 23,056,362.30 |
| | Total Current Assets | 42,977,144.49 | 43,276,481.89 | 36,984,840.07 | 37,290,405.52 | 37,660,259.52 | 39,521,909.92 | 41,317,325.83 | 42,859,798.74 |
| | Other Assets | | | | | | | | |
| | Abandoned Property | | | | | | | | |
| 182110 | ABAND PROP:CABOT PRESERVE WELL | - | - | - | - | - | - | - | - |
| 182120 | ABAND PROP: DUNLAP WOODS WELLS | - | - | - | - | - | - | - | - |
| 182300 | SERV ABAND: BRIDGE/SANDERS ST | - | - | - | - | - | - | - | - |
| 182500 | MAIN ABANDONMENT: CUSHING AVE | - | - | - | - | - | - | - | - |
| | Other Deferred Charges | | | | | | | | |
| 186100 | ACQUISITION PREMIUM - MARA | 62,815,581.90 | 62,654,687.32 | 62,489,214.64 | 62,323,741.96 | 62,158,269.28 | 61,992,796.60 | 61,827,323.13 | 61,661,850.45 |
| 186120 | FIFIELD TANK INSPECTION | - | - | - | - | - | - | - | - |
| 186126 | MAST ROAD RAILROAD CROSSING | - | - | - | - | - | - | - | - |
| 186130 | SERGEANT WOODS - NEWTON NH | - | - | - | - | - | - | - | - |
| 186136 | WATER ST OFFICE RELOCATION | - | - | - | - | - | - | - | - |
| 186140 | SARBANES-OXLEY | - | - | - | - | - | - | - | - |
| 186145 | 2ND STEP DEFERRED EXPENSE | - | - | - | - | - | - | - | - |
| 186150 | BOND DEFEASANCE PREMIUM | - | - | - | - | - | - | - | - |
| 186155 | NORTHWEST PRESSURE SYSTEM ANALYSIS | - | - | - | - | - | - | - | - |
| 186160 | DISTRIBUTION SYSTEM ANALYSIS - HUDSON | - | - | - | - | - | - | - | - |
| 186165 | PWW RRA-ERP 2021 | - | - | - | - | - | - | - | - |

| | | | | | | | | | |
|--------|--|------------|------------|------------|------------|------------|------------|------------|------------|
| 186172 | MERRIMACK INTERCONNECT STUDY | - | - | - | - | - | - | - | - |
| 186173 | BERKELY/SWART TERRACE STUDY | - | - | - | - | - | - | - | - |
| 186175 | CROSS CONNECTION SURVEY-NASHUA | 18,148.31 | 17,762.50 | 17,376.70 | 16,990.89 | 16,605.09 | 16,219.29 | 15,833.48 | 15,447.67 |
| 186180 | PWW TRADEMARK | - | - | - | - | - | - | - | - |
| 186202 | UNION NEGOTIATIONS - 2002 | - | - | - | - | - | - | - | - |
| 186203 | UNION NEGOTIATIONS - 2006-2007 | - | - | - | - | - | - | - | - |
| 186204 | UNION NEGOTIATIONS - 2010 | - | - | - | - | - | - | - | - |
| 186205 | UNION NEGOTIATIONS - 2013 | - | - | - | - | - | - | - | - |
| 186206 | UNION NEGOTIATIONS - 2015 | - | - | - | - | - | - | - | - |
| 186207 | UNION NEGOTIATIONS - 2017 | - | - | - | - | - | - | - | - |
| 186208 | UNION NEGOTIATIONS - 2021 | - | - | - | - | - | - | - | - |
| 186210 | TYNGSBORO WHOLESALE AGREEMENT | 8,137.89 | 8,000.06 | 7,862.22 | 7,724.39 | 7,586.55 | 7,448.72 | 7,310.88 | 7,173.05 |
| 186215 | PWW/PEU-COST OF SERVICE STUDY | 4,445.24 | 4,368.55 | 4,291.85 | 4,215.16 | 4,138.46 | 4,061.77 | 3,985.07 | 3,908.38 |
| 186220 | COST OF SERVICE STUDY 2001 | - | - | - | - | - | - | - | - |
| 186225 | EMPLOYEE RECRUITOR FEES | - | - | - | - | - | - | - | - |
| 186230 | SYNERGEN TRAINING - 2007 | - | - | - | - | - | - | - | - |
| 186233 | WILL STREET RENOVATIONS 2006 | - | - | - | - | - | - | - | - |
| 186235 | RATE CASE: 2008 | - | - | - | - | - | - | - | - |
| 186240 | RATE CASE - 2006 | - | - | - | - | - | - | - | - |
| 186241 | 2010 DEFERRED RATE CASE EXP | - | - | - | - | - | - | - | - |
| 186242 | RATE CASE EXPENSE: 2012 | - | - | - | - | - | - | - | - |
| 186243 | RATE CASE EXPENSE: 2015 | 10,533.23 | 10,533.23 | 10,533.23 | 10,533.23 | 10,533.23 | 10,533.23 | 10,533.23 | 10,533.23 |
| 186244 | RATE CASE EXPENSE: 2018 | 178,490.10 | 172,066.71 | 172,066.71 | 172,066.71 | 170,094.21 | 154,935.21 | 139,784.71 | 124,465.21 |
| 186245 | DEFERRED ASSET - SERP | 815,219.45 | 815,219.45 | 815,219.45 | 813,408.45 | 813,408.45 | 813,408.45 | 811,536.45 | 811,536.45 |
| 186250 | ADULT LEARNCTR-NASHUA LAW SUIT | - | - | - | - | - | - | - | - |
| 186255 | MERRIMACK VILLAGE DAM | - | - | - | - | - | - | - | - |
| 186256 | MERRIMACK VILLAGE DAM:PHASE II | - | - | - | - | - | - | - | - |
| 186257 | MERRIMACK VILLAGE DAM DEOMOLIT | - | - | - | - | - | - | - | - |
| 186260 | NASHUA AERIAL PHOTOGRAPHY PROJ | - | - | - | - | - | - | - | - |
| 186270 | STUDY: BROOK DAMS ACTION PLAN | - | - | - | - | - | - | - | - |
| 186275 | 2007 CELL TOWER LEASE SALE | - | - | - | - | - | - | - | - |
| 186300 | HI-LO WELL #4 REDEVELOP 2010 | 9,699.40 | 9,613.59 | 9,527.79 | 9,441.98 | 9,356.18 | 9,270.37 | 9,184.57 | 9,098.76 |
| 186320 | TARIFF FILING: SYS UPGRADE FEE | - | - | - | - | - | - | - | - |
| 186325 | RATE CASE EXPENSE: 2004 | - | - | - | - | - | - | - | - |
| 186330 | PENNICHUCK POND AQUIFER STUDY | - | - | - | - | - | - | - | - |
| 186335 | WATERSHED PROTECTION VIDEOS-PENN BROOK | 754.04 | 568.47 | 382.92 | 197.36 | 11.80 | - | - | - |
| 186420 | WATERSHED STUDY | - | - | - | - | - | - | - | - |
| 186421 | RESERVOIR STORAGE & SEDIMENT MONITORING | 3,623.02 | 3,295.56 | 2,968.09 | 2,640.62 | 2,313.16 | 1,985.70 | 1,658.23 | 1,330.77 |
| 186425 | NRPC - MUTUAL AID STUDY | - | - | - | - | - | - | - | - |
| 186430 | CATCH BASIN MARKING 2004 | - | - | - | - | - | - | - | - |
| 186450 | PENNICHUCK BROOK WATERSHED STY | - | - | - | - | - | - | - | - |
| 186451 | WATERSHED GRDWTR MONT:PENN BRK | 5,762.20 | 5,582.32 | 5,402.45 | 5,222.55 | 5,042.67 | 4,862.78 | 4,682.89 | 4,503.01 |
| 186452 | WATERSHED SCHOOL EDUCATION | 7,253.94 | 7,027.16 | 6,800.41 | 6,573.63 | 6,346.88 | 6,120.10 | 5,893.35 | 5,666.56 |
| 186453 | PENNICHUCK BROOK SAEF YIELD EVALUATION | 15,800.32 | 15,577.78 | 15,355.24 | 15,132.71 | 14,910.18 | 14,687.64 | 14,465.10 | 14,242.56 |
| 186454 | SOURCE WATER PROTECTION STUDY | 8,616.71 | 8,433.38 | 8,250.05 | 8,066.72 | 7,883.39 | 7,700.06 | 7,516.73 | 7,333.40 |
| 186455 | HARRIS POND BATHYMETRIC SURVEY | 4,633.66 | 4,213.94 | 3,794.22 | 3,374.51 | 2,954.79 | 2,535.08 | 2,115.36 | 1,695.65 |
| 186456 | HARRIS & BOWERS POND VEGETATION ASSESSMENT | 7,956.74 | 7,876.01 | 7,795.28 | 7,714.55 | 7,633.82 | 7,553.09 | 7,472.36 | 7,391.63 |
| 186457 | INFILL & DREDGING FEAS STUDY: HARRIS/BOWERS/TINKER | 32,467.82 | 32,144.59 | 31,821.36 | 31,498.13 | 31,174.90 | 30,851.67 | 30,528.44 | 30,205.21 |
| 186458 | HARRIS POND DAM LOD & STUDY | - | - | - | - | - | - | - | - |
| 186459 | SUPPLY POND DAM LOD & STUDY | - | - | - | - | - | - | - | - |
| 186460 | STUMP PD WATRSHD:COMM BAS EDUC | - | - | - | - | - | - | - | - |
| 186461 | STUMP PD STORMWATER BMP | 1,157.12 | 1,146.20 | 1,135.28 | 1,124.36 | 1,113.44 | 1,102.52 | 1,091.60 | 1,080.68 |
| 186465 | STORMWATER BMP RETROFIT EVAL | 4,638.00 | 4,444.75 | 4,251.50 | 4,058.25 | 3,865.00 | 3,671.75 | 3,478.50 | 3,285.25 |
| 186466 | STORMWATER BMP OUTREACH | 14,049.39 | 13,907.48 | 13,765.57 | 13,623.66 | 13,481.75 | 13,339.84 | 13,197.93 | 13,056.02 |
| 186470 | TOWN OF MILFORD-WATERSHED STDY | - | - | - | - | - | - | - | - |
| 186475 | UPPER MERRIMACK WTRSHED STUDY | - | - | - | - | - | - | - | - |

| | | | | | | | | | |
|--------|-----------------------------------|-----------------------|-----------------------|-----------------------|-----------------------|-----------------------|-----------------------|-----------------------|-----------------------|
| 186480 | FACILIT STUDY:NASHUA/MERRIMACK | - | - | - | - | - | - | - | - |
| 186485 | WATERSHED MONITOR-SEDIMENT DEP | 7,868.24 | 7,526.73 | 7,185.24 | 6,843.73 | 6,502.24 | 6,160.73 | 5,819.24 | 5,477.73 |
| 186490 | WATERSHED-ROOF LEADER EDUCAT | 4,640.89 | 4,500.30 | 4,359.71 | 4,219.05 | 4,078.43 | 3,937.78 | 3,797.10 | 3,656.51 |
| 186500 | WATERSHED:BMP RETROFIT EVAL | - | - | - | - | - | - | - | - |
| 186510 | WATERSHED RESTORATION PLAN | 16,187.75 | 15,515.93 | 14,844.17 | 14,172.35 | 13,500.59 | 12,828.77 | 12,157.01 | 11,485.19 |
| 186520 | FEAS STUDY-STSWEEP/CATCH BASIN | 11,192.00 | 10,881.12 | 10,570.24 | 10,259.34 | 9,948.48 | 9,637.62 | 9,326.71 | 9,015.82 |
| 186530 | K-M NATURAL GAS STUDY | 8,320.52 | 8,174.55 | 8,028.58 | 7,882.61 | 7,736.64 | 7,590.67 | 7,444.70 | 7,298.73 |
| 186550 | OSHA COMPLIANCE | - | - | - | - | - | - | - | - |
| 186600 | ASSET MANAGEMENT ASSESS STUDY | 53,291.63 | 51,811.32 | 50,331.01 | 48,850.61 | 47,370.38 | 45,890.15 | 44,409.75 | 42,929.44 |
| 186610 | RISK ASSESSMENT & EMERG PLAN | 116,296.92 | 115,319.63 | 114,342.34 | 113,365.06 | 112,387.78 | 111,410.49 | 110,433.21 | 109,455.92 |
| 186650 | EMINENT DOMAIN COSTS | - | - | - | - | - | - | - | - |
| 186670 | PENNICHUCK BROOK WATERSHED WEB | - | - | - | - | - | - | - | - |
| 186671 | PENNICHUCK BROOK PONDS AERIAL | 2,183.14 | 2,156.84 | 2,130.54 | 2,104.24 | 2,077.94 | 2,051.64 | 2,025.34 | 1,999.04 |
| 186675 | WEB SITE UPGRADE 2006 | - | - | - | - | - | - | - | - |
| 186680 | WEB-SITE UPGRADE 2012 | - | - | - | - | - | - | - | - |
| 186690 | CWS PHASE II & V WAIVER | - | - | - | - | - | - | - | - |
| 186700 | ONGOING WATERSHED STUDY 00-04 | - | - | - | - | - | - | - | - |
| 186710 | WATERSHED PROTECT STUDY - 2005 | - | - | - | - | - | - | - | - |
| 186720 | COMPENSATION STUDY 2004 | - | - | - | - | - | - | - | - |
| 186730 | COMPENSATION STUDY: 2008 | - | - | - | - | - | - | - | - |
| 186770 | WTP SLUDGE TANK CLEANING 2015 | 37,310.37 | 36,680.22 | 36,050.08 | 35,419.93 | 34,789.79 | 34,159.64 | 33,529.50 | 32,899.35 |
| 186775 | WTP SLUDGE TANK CLEANING 2005 | - | - | - | - | - | - | - | - |
| 186780 | PWW BOND APPLICATION FEE | - | - | - | - | - | - | - | - |
| 186790 | LINE OF CREDIT TD BANK | - | - | - | - | - | - | - | - |
| 186860 | MSDC EXP - BEDFORD/POWDER HILL | 310,091.17 | 306,178.33 | 302,265.47 | 298,352.62 | 294,439.78 | 290,526.96 | 286,614.10 | 282,701.25 |
| 186861 | MSDC EXP - MANCHESTER WATER WORKS | 165,653.78 | 164,960.67 | 164,267.56 | 163,574.45 | 162,881.34 | 162,188.23 | 161,495.12 | 160,802.01 |
| 186863 | DEPRECIATION STUDY - 2006 | - | - | - | - | - | - | - | - |
| 186865 | DEPRECIATION STUDY 2007 | - | - | - | - | - | - | - | - |
| 186870 | COST OF REMOVAL ANALYSIS-2007 | - | - | - | - | - | - | - | - |
| 186901 | MILFORD: MASON DR FEASIBILITY | - | - | - | - | - | - | - | - |
| 186910 | FILTRATION MEDIA STUDY 2001 | - | - | - | - | - | - | - | - |
| 186950 | DEFERRED ASSET: PENSION | 12,524,649.00 | 12,467,779.67 | 12,410,910.34 | 12,354,041.01 | 12,297,171.68 | 12,240,302.35 | 12,183,433.02 | 12,126,563.69 |
| 186955 | DEFERRED ASSET:POST 65 HEALTH | 1,672,464.00 | 1,665,874.75 | 1,659,285.50 | 1,652,696.25 | 1,646,107.00 | 1,639,517.75 | 1,632,928.50 | 1,626,339.25 |
| 186960 | DEF ASSET:EARLY RETIRE HEALTH | - | - | - | - | - | - | - | - |
| 186998 | EMINENT DOMAIN ALLOWANCE | - | - | - | - | - | - | - | - |
| | | 78,897,117.89 | 78,653,829.11 | 78,412,385.74 | 78,169,131.07 | 77,925,715.30 | 77,669,286.65 | 77,411,005.31 | 77,154,427.87 |
| 183000 | DEFERRED TAX ASSET | - | - | - | - | - | - | - | - |
| 183001 | GROSS-UP TO REG ASSET AFUDC | - | - | - | - | - | - | - | - |
| 183100 | PRELIM SURVEY/INVESTIGATE CHR | - | - | - | - | - | - | - | - |
| 162900 | DEFERRED ASSET - PENSION | - | - | - | - | - | - | - | - |
| 162905 | DEFERRED ASSET-POST 65 HEALTH | - | - | - | - | - | - | - | - |
| 162915 | DEFR ASSET:EARLY RETIRE HEALTH | - | - | - | - | - | - | - | - |
| 181000 | UNAMORTIZED DEBT EXPENSE | 14,810,580.39 | 14,559,286.45 | 14,306,330.12 | 14,049,955.29 | 14,044,814.67 | 13,788,556.64 | 13,531,254.61 | 13,273,981.58 |
| 181100 | UNAMORT DEBT EXPENSE: OID | - | - | - | - | - | - | - | - |
| | Total Other Assets | 93,707,698.28 | 93,213,115.56 | 92,718,715.86 | 92,219,086.36 | 91,970,529.97 | 91,457,843.29 | 90,942,259.92 | 90,428,409.45 |
| | Total Assets | 312,814,184.37 | 312,206,422.25 | 305,092,282.28 | 305,164,947.42 | 305,268,113.08 | 307,597,485.92 | 309,849,034.73 | 311,058,144.22 |
| | Equity and Liabilities | | | | | | | | |
| | Shareholder's Equity | | | | | | | | |

| | | | | | | | | | |
|--------|---------------------------------------|-------------------------|-------------------------|------------------------|------------------------|------------------------|------------------------|------------------------|------------------------|
| 201100 | COMMON STOCK | (30,000.00) | (30,000.00) | (30,000.00) | (30,000.00) | (30,000.00) | (30,000.00) | (30,000.00) | (30,000.00) |
| 211000 | ADDITIONAL PAID IN CAPITAL | (101,130,971.74) | (101,130,971.74) | (97,539,518.17) | (97,539,518.17) | (97,539,518.17) | (97,539,518.17) | (97,539,518.17) | (97,539,518.17) |
| 219100 | OTHER COMPREHENSIVE INCOME | - | - | - | - | - | - | - | - |
| 438000 | DIVIDENDS: COMMON STOCK | - | - | - | - | - | - | - | - |
| | Retained Earnings | | | | | | | | |
| 215500 | RETAINED EARNINGS BEG - PWW | - | (2,409,721.16) | - | - | - | - | - | - |
| | Net Profit or Loss | (2,409,721.16) | 592,143.30 | 1,079,518.52 | 1,324,391.88 | 1,914,428.70 | 2,026,810.01 | 1,214,750.85 | 796,630.65 |
| | Total Equity | (103,570,692.90) | (102,978,549.60) | (96,489,999.65) | (96,245,126.29) | (95,655,089.47) | (95,542,708.16) | (96,354,767.32) | (96,772,887.52) |
| | Total Long Term Debt | | | | | | | | |
| 221000 | LONG TERM DEBT: BONDS & NOTES | - | - | - | - | - | - | - | - |
| 221001 | LTD: PAYCHECK PROTECTION PROGRAM LOAN | (2,543,662.00) | (2,543,662.00) | (2,543,662.00) | (2,543,662.00) | (2,543,662.00) | (2,543,662.00) | (2,543,662.00) | (2,543,662.00) |
| 221002 | LONG TERM DEBT-SRF/HUBBARD | (5,561.71) | (3,707.54) | (1,853.37) | - | - | - | - | - |
| 221003 | LONG TERM DEBT: TWIN RIDGE SRF | - | - | - | - | - | - | - | - |
| 221005 | SRF LOAN CONTRACT #4 | (1,451,774.06) | (1,438,622.17) | (1,424,498.40) | (1,410,801.08) | (1,397,063.95) | (1,383,286.89) | (1,369,469.79) | (1,355,612.52) |
| 221006 | LTD - SRF/ASHLEY COMMONS | (157,250.08) | (156,373.08) | (155,315.08) | (154,336.08) | (153,350.08) | (152,356.08) | (151,355.08) | (150,347.08) |
| 221007 | LTD - SRF/FRENCH HILL | (486,448.52) | (484,182.52) | (481,424.52) | (478,882.52) | (476,319.52) | (473,736.52) | (471,133.52) | (468,510.52) |
| 221008 | LTD: SRF/ARMORY-SOUTH NASHUA | (108,724.00) | (108,174.00) | (107,509.00) | (106,894.00) | (106,275.00) | (105,651.00) | (105,022.00) | (104,389.00) |
| 221009 | LTD: SRF/GLEN RIDGE | (37,042.00) | (36,874.00) | (36,669.00) | (36,480.00) | (36,290.00) | (36,098.00) | (35,905.00) | (35,710.00) |
| 221010 | LTD: SRF/DREW WOODS | (500,027.19) | (496,705.19) | (493,175.19) | (489,737.19) | (486,290.19) | (482,835.19) | (479,371.19) | (475,899.19) |
| 221011 | LTD: AULI | - | - | - | - | - | - | - | - |
| 221012 | LTD: 1997 BFANH | - | - | - | - | - | - | - | - |
| 221013 | LTD: 2005A BONDS | - | - | - | - | - | - | - | - |
| 221014 | LTD: 2005B BONDS | - | - | - | - | - | - | - | - |
| 221015 | LTD: 2005C BONDS | - | - | - | - | - | - | - | - |
| 221016 | LTD: SERIES A BONDS | - | - | - | - | - | - | - | - |
| 221017 | LTD: SERIES BC-3 BONDS | - | - | - | - | - | - | - | - |
| 221018 | LTD: SERIES BC-4 BONDS | - | - | - | - | - | - | - | - |
| 221019 | LTD: CROSS ST-AMHERST | - | - | - | - | - | - | - | - |
| 221020 | LTD: BOSTON POST RD-AMHERST | - | - | - | - | - | - | - | - |
| 221021 | LTD: BURKE STREET | (1,696,451.85) | (1,688,527.90) | (1,680,192.33) | (1,672,037.52) | (1,663,865.97) | (1,655,677.64) | (1,647,472.50) | (1,639,250.51) |
| 221022 | LTD: 2014A BONDS | - | - | - | - | - | - | - | - |
| 221023 | LTD: 2014B BONDS | (4,725,000.00) | (4,620,000.00) | (4,615,000.00) | (4,615,000.00) | (4,615,000.00) | (4,615,000.00) | (4,615,000.00) | (4,615,000.00) |
| 221024 | LTD: SRF/TIMBERLINE BOOSTER STATION | (255,696.20) | (254,517.44) | (253,273.62) | (252,058.36) | (250,840.46) | (249,619.90) | (248,396.68) | (247,170.79) |
| 221025 | LTD: SRF/RAW WATER TRANSMISSION | (2,618,390.69) | (2,607,131.69) | (2,595,407.69) | (2,583,887.69) | (2,572,348.69) | (2,560,791.69) | (2,549,215.69) | (2,537,620.69) |
| 221026 | LTD: SERIES 2015A BONDS | - | - | - | - | - | - | - | - |
| 221027 | LTD: SERIES 2015B BONDS | - | - | - | - | - | - | - | - |
| 221028 | LTD:SRF NASHUA CORE-AMHERST ST | (1,046,802.09) | (1,045,028.33) | (1,043,069.85) | (1,041,192.51) | (1,039,307.67) | (1,037,415.32) | (1,035,515.46) | (1,033,608.05) |
| 221029 | LTD:SERIES 2018A BONDS | (4,460,000.00) | (4,460,000.00) | (4,460,000.00) | (4,460,000.00) | (4,460,000.00) | (4,460,000.00) | (4,460,000.00) | (4,460,000.00) |
| 221030 | LTD:SERIES 2018B BONDS | (805,000.00) | (805,000.00) | (805,000.00) | (705,000.00) | (705,000.00) | (705,000.00) | (705,000.00) | (705,000.00) |
| 221031 | LTD:SERIES 2019A BONDS | (7,945,000.00) | (7,945,000.00) | (7,945,000.00) | (7,805,000.00) | (7,805,000.00) | (7,805,000.00) | (7,805,000.00) | (7,805,000.00) |
| 221032 | LTD:SERIES 2019B BONDS | - | - | - | - | - | - | - | - |
| 221033 | LTD: DWGTF 3.375M LOAN | (3,145,925.03) | (3,140,058.89) | (3,134,179.53) | (3,128,286.92) | (3,122,381.03) | (3,116,461.84) | (3,110,529.31) | (3,104,583.41) |
| 221034 | LTD: DWGTF/MERRIMACK INTAKE 5.5M | (5,373,964.77) | (5,355,857.17) | (5,355,551.17) | (5,346,305.45) | (5,337,033.69) | (5,327,735.81) | (5,318,411.75) | (5,309,061.42) |
| 221035 | LTD:SERIES 2020A BONDS | (7,000,000.00) | (7,000,000.00) | (7,000,000.00) | (7,000,000.00) | (7,000,000.00) | (7,000,000.00) | (7,000,000.00) | (7,000,000.00) |
| 221036 | LTD:SERIES 2020B BONDS | (255,000.00) | (255,000.00) | (255,000.00) | (125,000.00) | (125,000.00) | (125,000.00) | (125,000.00) | (125,000.00) |
| 221037 | LTD:SERIES 2020C BONDS | (72,420,000.00) | (72,420,000.00) | (72,420,000.00) | (72,405,000.00) | (72,405,000.00) | (72,405,000.00) | (72,405,000.00) | (72,420,000.00) |
| 221038 | LTD:SERIES 2021A BONDS | - | - | - | - | (4,985,000.00) | (4,985,000.00) | (4,985,000.00) | (4,985,000.00) |
| 221039 | LTD:SERIES 2021B BONDS | - | - | - | - | (85,000.00) | (85,000.00) | (85,000.00) | (85,000.00) |
| 221056 | FORGIVABLE DEBT: ASHLEY COMMON | (104,497.91) | (103,556.49) | (102,615.06) | (101,673.64) | (100,732.22) | (99,790.80) | (98,849.37) | (97,907.95) |
| 221057 | FORGIVABLE DEBT: FRENCH HILL | (339,957.62) | (337,237.95) | (334,518.28) | (331,798.61) | (329,078.94) | (326,359.27) | (323,639.60) | (320,919.93) |
| 221058 | FORGIVABLE DEBT:ARMORY-NASHUA | (74,685.60) | (74,057.98) | (73,430.36) | (72,802.74) | (72,175.12) | (71,547.50) | (70,919.88) | (70,292.26) |
| 221059 | FORGIVABLE DEBT: GLEN RIDGE | (26,037.76) | (25,832.74) | (25,627.72) | (25,422.70) | (25,217.68) | (25,012.66) | (24,807.64) | (24,602.62) |

| | | | | | | | | | |
|--------|--|-------------------------|-------------------------|-------------------------|-------------------------|-------------------------|-------------------------|-------------------------|-------------------------|
| 221060 | FORGIVABLE DEBT: AMHERST ST | (246,462.58) | (245,682.64) | (244,902.70) | (244,122.76) | (243,342.82) | (242,562.88) | (241,782.94) | (241,003.00) |
| 221200 | ORIGINAL ISSUE DISCOUNT | - | - | - | - | - | - | - | - |
| | Long Term Debt | (117,829,361.66) | (117,650,789.72) | (117,586,874.87) | (117,135,381.77) | (122,140,575.03) | (122,075,600.99) | (122,010,459.40) | (121,960,150.94) |
| | Current Liabilities | | | | | | | | |
| 232100 | FIXED ASSET LINE OF CREDIT | (4,549,558.80) | (5,245,263.68) | (5,604,721.09) | (5,604,721.09) | (804,863.20) | (1,296,599.07) | (2,076,335.25) | (3,438,469.07) |
| 221100 | CURRENT PORTION LONG TERM DEBT | - | - | - | - | - | - | - | - |
| 221101 | STD: PAYCHECK PROTECTION PROGRAM LOAN | - | - | - | - | - | - | - | - |
| 221102 | CURRENT PORTION LTD:HUBBARD | (22,250.04) | (22,250.04) | (22,250.04) | (22,249.24) | (20,395.07) | (18,540.90) | (16,686.73) | (14,832.56) |
| 221105 | CURRENT PORTION LTD:CONT #4 | (160,370.37) | (160,370.37) | (161,304.02) | (161,772.88) | (162,243.10) | (162,714.69) | (163,187.64) | (163,661.98) |
| 221106 | CURR PORTION LTD: ASHLEY COMM | (11,002.00) | (11,002.00) | (11,176.00) | (11,263.00) | (11,350.00) | (11,438.00) | (11,526.00) | (11,614.00) |
| 221107 | CURR PORTION LTD:FRENCH HILL | (28,486.00) | (28,486.00) | (28,959.00) | (29,196.00) | (29,435.00) | (29,674.00) | (29,913.00) | (30,153.00) |
| 221108 | CURRENT PORTION LTD: ARMORY | (6,904.00) | (6,904.00) | (7,014.00) | (7,070.00) | (7,125.00) | (7,181.00) | (7,237.00) | (7,292.00) |
| 221109 | CURRENT PORTION LTD:GLEN RIDGE | (2,112.00) | (2,112.00) | (2,148.00) | (2,166.00) | (2,184.00) | (2,202.00) | (2,220.00) | (2,238.00) |
| 221110 | CURRENT PORTION LTD:DREW WOODS | (40,410.00) | (40,410.00) | (40,610.00) | (40,709.00) | (40,809.00) | (40,909.00) | (41,010.00) | (41,110.00) |
| 221111 | CURRENT PORTION LTD: AULI | - | - | - | - | - | - | - | - |
| 221112 | CURRENT PORTION LTD:1997 BFANH | - | - | - | - | - | - | - | - |
| 221121 | CURRENT PORTION LTD: NASHUA CORE-2014 | (96,168.67) | (96,168.67) | (96,564.01) | (96,762.29) | (96,960.98) | (97,160.07) | (97,359.57) | (97,559.48) |
| 221122 | CURRENT PORTION LTD:2014A | - | - | - | - | - | - | - | - |
| 221123 | CURRENT PORTION LTD:2014B | (105,000.00) | (105,000.00) | (110,000.00) | (110,000.00) | (110,000.00) | (110,000.00) | (110,000.00) | (110,000.00) |
| 221124 | CURRENT PORTION LTD:TIMBERLINE BOOSTER STATION | (14,315.99) | (14,315.99) | (14,378.48) | (14,409.83) | (14,441.24) | (14,472.73) | (14,504.28) | (14,535.91) |
| 221125 | CURRENT PORTION LTD:SRF RAW WATER TRANSMISSION | (136,333.00) | (136,333.00) | (136,779.00) | (137,003.00) | (137,227.00) | (137,451.00) | (137,675.00) | (137,900.00) |
| 221126 | CURRENT PORTION LTD: 2015A | - | - | - | - | - | - | - | - |
| 221127 | CURRENT PORTION LTD: 2015B | - | - | - | - | - | - | - | - |
| 221128 | CURRENT PORTION LTD: SRF NASHUA CORE | (21,770.69) | (21,770.69) | (21,948.10) | (22,037.05) | (22,126.15) | (22,215.41) | (22,304.82) | (22,394.39) |
| 221129 | CURRENT PORTION LTD: SERIES 2018A | - | - | - | - | - | - | - | - |
| 221130 | CURRENT PORTION LTD: SERIES 2018B | (95,000.00) | (95,000.00) | (95,000.00) | (100,000.00) | (100,000.00) | (100,000.00) | (100,000.00) | (100,000.00) |
| 221131 | CURRENT PORTION LTD: SERIES 2019A | (135,000.00) | (135,000.00) | (135,000.00) | (140,000.00) | (140,000.00) | (140,000.00) | (140,000.00) | (140,000.00) |
| 221132 | CURRENT PORTION LTD: SERIES 2019B | - | - | - | - | - | - | - | - |
| 221133 | CURRENT PORTION LTD: DWGTF 3.375M LOAN | (46,456.82) | (52,322.96) | (58,202.32) | (64,094.93) | (70,000.82) | (70,158.55) | (70,316.64) | (70,475.09) |
| 221134 | CURRENT PORTION LTD: DWGTF/MERRIMACK INTAKE 5.5M | (108,332.63) | (108,637.76) | (108,943.76) | (109,250.62) | (109,558.34) | (109,866.93) | (110,176.38) | (110,486.71) |
| 221135 | CURRENT PORTION LTD: SERIES 2020A | - | - | - | - | - | - | - | - |
| 221136 | CURRENT PORTION LTD: SERIES 2020B | (125,000.00) | (125,000.00) | (125,000.00) | (130,000.00) | (130,000.00) | (130,000.00) | (130,000.00) | (130,000.00) |
| 221137 | CURRENT PORTION LTD: SERIES 2020C | (1,210,000.00) | (1,210,000.00) | (1,210,000.00) | (1,225,000.00) | (1,225,000.00) | (1,225,000.00) | (1,225,000.00) | (1,210,000.00) |
| 221138 | CURRENT PORTION LTD: SERIES 2021A | - | - | - | - | (80,000.00) | (80,000.00) | (80,000.00) | (80,000.00) |
| 221139 | CURRENT PORTION LTD: SERIES 2021B | - | - | - | - | (40,000.00) | (40,000.00) | (40,000.00) | (40,000.00) |
| 221156 | FORGIVABLE DEBT: STD ASHLEY CM | (11,297.07) | (11,297.07) | (11,297.07) | (11,297.07) | (11,297.07) | (11,297.07) | (11,297.07) | (11,297.07) |
| 221157 | FORGIVABLE DEBT: STD FRENCH HL | (32,636.04) | (32,636.04) | (32,636.04) | (32,636.04) | (32,636.04) | (32,636.04) | (32,636.04) | (32,636.04) |
| 221158 | FORGIVABLE DEBT: STD ARMORY NA | (7,531.44) | (7,531.44) | (7,531.44) | (7,531.44) | (7,531.44) | (7,531.44) | (7,531.44) | (7,531.44) |
| 221159 | FORGIVABLE DEBT: STD GLENRIDGE | (2,460.24) | (2,460.24) | (2,460.24) | (2,460.24) | (2,460.24) | (2,460.24) | (2,460.24) | (2,460.24) |
| 221160 | FORGIVABLE DEBT: AMHERST ST | (9,359.28) | (9,359.28) | (9,359.28) | (9,359.28) | (9,359.28) | (9,359.28) | (9,359.28) | (9,359.28) |
| | Current Portion of Long Term Debt | (6,977,755.08) | (7,679,631.23) | (8,053,281.89) | (8,090,989.00) | (3,417,002.97) | (3,908,867.42) | (4,688,736.38) | (6,036,006.26) |
| | Accounts Payable & Accr Expenses | | | | | | | | |
| 222000 | ACCOUNTS PAYABLE | - | - | - | - | - | - | - | - |
| 231000 | ACCOUNTS PAYABLE | (563,478.71) | (660,220.36) | (435,545.47) | (449,445.15) | (294,469.18) | (266,982.65) | (849,247.66) | (700,965.31) |
| 231111 | ACCOUNTS PAYABLE | (27,030.79) | (2,109.85) | (16,490.08) | (20,712.08) | (7,107.98) | (22,678.95) | (23,904.55) | (18,246.09) |
| 231222 | ACCOUNTS PAYABLE | (776,883.25) | (100,140.41) | (48,469.78) | (651,378.09) | (50,013.83) | (696,524.09) | (1,298,656.99) | (553,271.56) |
| 236110 | PAYROLL TAXES PAYABLE | - | - | - | - | - | - | - | - |
| 236111 | FICA TAXES PAYABLE | - | - | - | - | - | - | - | - |
| 236112 | EMPLOYEE WITHHOLDING PAYABLE | - | - | - | - | - | - | - | - |
| 236113 | SUTA TAX PAYABLE - NH | - | - | - | - | - | - | - | - |
| 236114 | FED UNEMPLOYMENT TAX PAYABLE | - | - | - | - | - | - | - | - |
| 236115 | LOCAL PROPERTY TAXES PAYABLE | - | (78,750.33) | (157,500.66) | (223,324.99) | (421,563.75) | (856,066.50) | (4,191.83) | (83,059.00) |
| 236117 | SECTION 125 WITHHOLDING | 4,163.21 | 4,163.21 | 2,861.46 | 2,855.65 | 4,163.21 | 2,855.65 | 1,558.09 | 4,157.40 |

| | | | | | | | | | |
|--------|--------------------------------------|------------------------|------------------------|------------------------|------------------------|-----------------------|-----------------------|-----------------------|------------------------|
| 236118 | MASS STATE TAX | - | - | - | - | - | - | - | - |
| 236119 | ACCRUED TAXES | - | - | - | - | - | - | - | - |
| 237110 | ACCRUED INTEREST LTD | (1,251,998.78) | (1,446,982.98) | (423,433.19) | (296,898.23) | (624,061.73) | (962,023.56) | (1,182,697.91) | (1,520,186.25) |
| 237115 | ACCR INT BC1 AUCTION RATE BNDS | - | - | - | - | - | - | - | - |
| 237120 | ACCRUED INTEREST - LOC | (16,319.72) | (19,143.30) | (19,686.15) | (22,218.35) | (11,911.18) | (15,435.54) | (18,593.97) | (15,488.55) |
| 241100 | UNION DUES PAYABLE | - | (4,469.52) | (9,025.12) | (5,474.14) | (4,572.37) | (4,567.94) | (5,722.86) | (5,702.85) |
| 241210 | 401K WITHHOLDING PAYABLE | (12,930.52) | - | (36.89) | (12,525.80) | (36.89) | (36.89) | (13,834.59) | (87.23) |
| 241215 | 401K LOAN WITHHOLDING PAYABLE | (3,550.29) | - | - | (3,379.11) | - | - | (3,238.89) | - |
| 241220 | UNITED WAY WITHHELD | - | (156.00) | (312.00) | (507.00) | (468.00) | (156.00) | (195.00) | (156.00) |
| 241223 | DEPENDENT CARE - FSA | 365.69 | 365.69 | 315.69 | 315.69 | 365.69 | 315.69 | 265.69 | 365.69 |
| 241226 | LTD INSURANCE | (1,210.79) | (975.68) | (691.86) | (1,138.86) | (960.73) | (719.14) | (1,191.77) | (935.22) |
| 241228 | CAR AND/OR HOME INS WITHHELD | (11.90) | (24.21) | (24.21) | (24.21) | (11.90) | (11.90) | (11.90) | (11.90) |
| 241230 | LIFE INSURANCE WITHHELD | 179.93 | 466.26 | 750.39 | 319.71 | 694.12 | 1,064.38 | 581.69 | 929.16 |
| 241237 | VOLUNTARY ACCIDENT INS WITHHELD | 155.14 | 203.16 | 254.21 | 181.90 | 224.82 | 270.71 | 196.70 | 250.97 |
| 241238 | VISION INSURANCE WITHHELD | (595.34) | (475.92) | (324.60) | (536.51) | (437.48) | (371.81) | (579.17) | (465.45) |
| 241300 | MISC CURRENT ACCRUED LIABILITY | (203,525.39) | (148,140.62) | (215,799.35) | (289,359.61) | (288,405.77) | (743,968.26) | (472,455.98) | (385,247.92) |
| 241350 | ACCRUED LIABILITY - RETAINAGE | (205,967.56) | (205,967.56) | (205,967.56) | (269,759.01) | (163,907.59) | (240,458.24) | (319,446.11) | (362,744.01) |
| 241900 | ACCRUED PAYROLL | (145,429.37) | (189,251.85) | (186,279.24) | (114,027.57) | (190,487.29) | (200,805.66) | (119,669.46) | (200,892.14) |
| 241905 | ACCRUED EMPLOYER PAYROLL TAXES | (10,630.72) | (17,979.87) | (15,724.56) | (8,661.85) | (22,744.47) | (23,584.24) | (17,548.25) | (23,580.53) |
| 241910 | ACCRUED VACATION - PWW | (136,805.67) | (191,124.06) | (220,076.25) | (254,137.66) | (282,522.73) | (293,645.07) | (287,114.17) | (267,839.39) |
| | | (3,351,504.83) | (3,060,714.20) | (1,951,205.22) | (2,619,835.27) | (2,358,235.03) | (4,323,530.01) | (4,615,698.89) | (4,133,176.18) |
| 241236 | ACCRUED LIAB PENSION-SHORT TRM | - | - | - | - | - | - | - | - |
| 241304 | EARLY RETIREE LIAB-HEALTH - ST | - | - | - | - | - | - | - | - |
| 241316 | POST-65 HEALTH LIABILITY - ST | - | - | - | - | - | - | - | - |
| 228900 | MASS TAXES PAYABLE | - | - | - | - | - | - | - | - |
| | Customer Deposits | | | | | | | | |
| 235100 | SERVICE INSTALLATION DEPOSITS | (16,245.65) | (19,042.11) | (22,413.06) | (31,806.06) | (43,347.06) | (54,213.06) | (58,062.70) | (59,930.00) |
| 235150 | CONSTRUCTION METER DEPOSITS | (3,600.00) | (3,600.00) | (3,600.00) | (3,600.00) | (4,400.00) | (4,800.00) | (5,400.00) | (6,000.00) |
| 235250 | HARDSHIP CASE: CREDITS | (205.63) | (205.63) | (205.63) | (205.63) | (205.63) | (205.63) | (205.63) | (205.63) |
| 235350 | DEPOSITS - MERRIMACK SOURCE DEV | (8,365.27) | (2,246.50) | (2,246.50) | (2,246.50) | (3,403.50) | (3,403.50) | (3,403.50) | (3,403.50) |
| 235550 | SERVICE DEPOSITS: SALISBURY | (834.00) | (1,914.00) | (1,914.00) | (1,698.00) | (1,590.00) | (1,806.00) | (1,914.00) | (2,130.00) |
| 235551 | SERVICE DEPOSITS: SALS B METERS | - | - | - | - | - | - | - | - |
| 235600 | SERVICE INSTALL DEPOSITS - PAC | (320.00) | (320.00) | (160.00) | (160.00) | (160.00) | (160.00) | (160.00) | (460.00) |
| 235700 | SERVICE INST DEPOSITS - PEU | (16,934.37) | (14,237.00) | (9,495.00) | (9,112.00) | (6,851.30) | (4,426.08) | (3,934.42) | (21,085.42) |
| 235750 | DEPOSIT-AMHERST (TCI) PROJECT ESCROW | - | - | - | - | - | - | - | - |
| 235800 | DEPOSITS | - | - | - | - | - | - | (5,000.00) | (5,000.00) |
| 235850 | DEPOSITS - SG BEDFORD | (21,033.55) | (21,033.55) | (21,033.55) | (21,033.55) | (21,033.55) | (21,033.55) | (21,033.55) | (21,033.55) |
| | | (67,538.47) | (62,598.79) | (61,067.74) | (69,861.74) | (80,991.04) | (90,047.82) | (99,113.80) | (119,248.10) |
| | Total Current Liabilities | (10,396,798.38) | (10,802,944.22) | (10,065,554.85) | (10,780,686.01) | (5,856,229.04) | (8,322,445.25) | (9,403,549.07) | (10,288,430.54) |
| | Other Deferred Credits | | | | | | | | |
| 241305 | EARLY RETIREE LIABILITY-HEALTH | - | - | - | - | - | - | - | - |
| 241315 | POST-65 HEALTH LIABILITY | (5,549,218.00) | (5,571,730.18) | (5,593,460.36) | (5,622,662.28) | (5,644,912.46) | (5,667,162.64) | (5,689,150.82) | (5,711,139.00) |
| 186440 | VEBA TRUST - UNION | 506,772.91 | 506,772.91 | 506,772.91 | 506,772.91 | 506,772.91 | 506,772.91 | 506,772.91 | 506,772.91 |
| 186445 | VEBA TRUST - NON-UNION | 132,529.70 | 132,529.70 | 132,529.70 | 132,529.70 | 132,529.70 | 132,529.70 | 132,529.70 | 132,529.70 |
| | | (4,909,915.39) | (4,932,427.57) | (4,954,157.75) | (4,983,359.67) | (5,005,609.85) | (5,027,860.03) | (5,049,848.21) | (5,071,836.39) |
| 241306 | ACC LIAB: SUP EXEC RETIRE PLAN | (308,451.62) | (301,446.17) | (294,313.36) | (292,787.55) | (285,590.55) | (278,372.15) | (273,531.75) | (266,313.35) |
| 253001 | DEFERRED RENT LIABILITY | - | - | - | - | - | - | - | - |
| 253002 | OTHER DEFERRED CREDITS | - | - | - | - | - | - | - | - |
| 253005 | DEFRENT CR-HECOP III FITUP ALO | (23,492.77) | (21,411.87) | (19,330.97) | (17,250.07) | (40,826.64) | (38,683.32) | (36,540.00) | (34,396.68) |

| | | | | | | | | | |
|--------|---|-------------------------|-------------------------|-------------------------|-------------------------|-------------------------|-------------------------|-------------------------|-------------------------|
| 253100 | DEFERRED GAIN: ARMORY ARRA | - | - | - | - | - | - | - | - |
| 253101 | DEFERRED GAIN:ASHLEY CMNS ARRA | - | - | - | - | - | - | - | - |
| | | (331,944.39) | (322,858.04) | (313,644.33) | (310,037.62) | (326,417.19) | (317,055.47) | (310,071.75) | (300,710.03) |
| 263231 | ACCURED LIABILITY: PENSION | (15,423,508.00) | (15,239,478.75) | (15,348,449.50) | (15,457,420.25) | (15,223,391.00) | (15,332,361.75) | (15,441,332.50) | (15,448,403.25) |
| 241235 | ACCRUED STOCK COMP EXPENSE | - | - | - | - | - | - | - | - |
| 251000 | UNAMORTIZED DEBT PREMIUM | - | - | - | - | - | - | - | - |
| 251001 | UNAMORTIZED DEBT PREMIUM-SERIES 2014A | (1,553,554.77) | (1,548,160.48) | (1,542,766.19) | (1,537,371.90) | (1,531,977.61) | (1,526,583.32) | (1,521,189.03) | (1,515,794.74) |
| 251002 | UNAMORTIZED DEBT PREMIUM-SERIES 2015A | (874,748.65) | (871,832.82) | (868,916.99) | (866,001.16) | (863,085.33) | (860,169.50) | (857,253.67) | (854,337.84) |
| 251003 | UNAMORTIZED DEBT PREMIUM-SERIES 2015B | (182,006.80) | (180,490.08) | (178,973.36) | (177,456.64) | (175,939.92) | (174,423.20) | (172,906.48) | (171,389.76) |
| 251004 | UNAMORTIZED DEBT PREMIUM-SERIES 2018B | (111,626.19) | (111,284.82) | (110,943.45) | (110,602.08) | (110,260.71) | (109,919.34) | (109,577.97) | (109,236.60) |
| 251005 | UNAMORTIZED DEBT PREMIUM-SERIES 2019B | (306,974.22) | (306,068.69) | (305,163.16) | (304,257.63) | (303,352.10) | (302,446.57) | (301,541.04) | (300,635.51) |
| 251006 | UNAMORTIZED DEBT PREMIUM-SERIES 2020A | (80,131.20) | (79,903.55) | (79,675.90) | (79,448.25) | (79,220.60) | (78,992.95) | (78,765.30) | (78,537.65) |
| 251007 | UNAMORTIZED DEBT PREMIUM-SERIES 2021A | - | - | - | - | (702,676.88) | (700,719.56) | (698,762.24) | (696,804.92) |
| 255100 | UNAMORTIZED INVESTMENT CREDIT | (404,526.00) | (401,773.00) | (399,020.00) | (396,267.00) | (393,514.00) | (390,761.00) | (388,008.00) | (385,255.00) |
| 283105 | REG LIABILITY-EXCESS DEF TAX | (246,109.06) | (246,109.06) | (246,109.06) | (246,109.06) | (246,109.06) | (246,109.06) | (246,109.06) | (246,109.06) |
| 283106 | DEF TAX LIAB-UNAMORTIZED ITC | (293,319.32) | (292,296.32) | (291,273.32) | (290,250.32) | (289,227.32) | (288,204.32) | (287,181.32) | (286,158.32) |
| 283107 | GROSSUP TO REG LIAB EXCESS DEF | (161,423.59) | (161,423.59) | (161,423.59) | (161,423.59) | (161,423.59) | (161,423.59) | (161,423.59) | (161,423.59) |
| 282100 | DEFERRED TAX ASSET | - | - | - | - | - | - | - | - |
| 282200 | DEFERRED INCOME TAXES | (16,563,826.48) | (16,563,826.48) | (16,563,826.48) | (16,563,826.48) | (16,563,826.48) | (16,563,826.48) | (16,563,826.48) | (16,563,826.48) |
| 283100 | ACCUM DEFERRED INC TAX-REG LIABILITY | (7,395,319.00) | (7,395,319.00) | (7,395,319.00) | (7,395,319.00) | (7,395,319.00) | (7,395,319.00) | (7,395,319.00) | (7,395,319.00) |
| 282201 | DEF TAX OFFSET TO REG LIAB ITC | 293,319.32 | 292,296.32 | 291,273.32 | 290,250.32 | 289,227.32 | 288,204.32 | 287,181.32 | 286,158.32 |
| 282202 | DEF TAX OFFSET TO GU REG ASSET | - | - | - | - | - | - | - | - |
| 282203 | DEF TAX OFFSET TO GU REG LIAB | 161,423.59 | 161,423.59 | 161,423.59 | 161,423.59 | 161,423.59 | 161,423.59 | 161,423.59 | 161,423.59 |
| | Contributions in Aid of Construction - All Divisions | | | | | | | | |
| 271200 | CONTRIBUTIONS IN AID OF CONST | (38,786,616.06) | (38,796,372.26) | (38,933,060.54) | (38,934,861.67) | (39,122,686.29) | (39,125,935.20) | (39,510,535.51) | (39,526,028.82) |
| 271201 | CIAC: BON TERRAIN | (959,060.87) | (959,060.87) | (959,060.87) | (959,060.87) | (959,060.87) | (959,060.87) | (959,060.87) | (959,060.87) |
| 271202 | CIAC: TAYLOR FALLS BOOSTER STA | (150,000.00) | (150,000.00) | (150,000.00) | (150,000.00) | (150,000.00) | (150,000.00) | (150,000.00) | (150,000.00) |
| 271205 | CIAC: TOWN OF AMHERST | (43,000.00) | (43,000.00) | (43,000.00) | (43,000.00) | (43,000.00) | (43,000.00) | (43,000.00) | (43,000.00) |
| 271210 | CIAC: MAST ROAD | (8,500.00) | (8,500.00) | (8,500.00) | (8,500.00) | (8,500.00) | (8,500.00) | (8,500.00) | (8,500.00) |
| 271220 | CIAC: LITTLE POND MAINS | (148,434.95) | (148,434.95) | (148,434.95) | (148,434.95) | (148,434.95) | (148,434.95) | (148,434.95) | (148,434.95) |
| 271225 | CIAC: PWDRHILL/DUNLAP WDS TANK | (55,080.00) | (55,080.00) | (55,080.00) | (55,080.00) | (55,080.00) | (55,080.00) | (55,080.00) | (55,080.00) |
| 271230 | CIAC: URBAN RUNOFF | (62,600.00) | (62,600.00) | (62,600.00) | (62,600.00) | (62,600.00) | (62,600.00) | (62,600.00) | (62,600.00) |
| 271240 | CIAC-NEW SERVICES:ENGLISH WOOD | (7,610.69) | (7,610.69) | (7,610.69) | (7,610.69) | (7,610.69) | (7,610.69) | (7,610.69) | (7,610.69) |
| 271250 | CIAC: SAFE WATER DRINKING ACT | (55,365.80) | (55,365.80) | (55,365.80) | (55,365.80) | (55,365.80) | (55,365.80) | (55,365.80) | (55,365.80) |
| 271260 | CIAC: AUTUMN WOODS BOOSTER STA | (82,592.00) | (82,592.00) | (82,592.00) | (82,592.00) | (82,592.00) | (82,592.00) | (82,592.00) | (82,592.00) |
| 271270 | CIAC: CHERRY LANE WELL | (35,000.00) | (35,000.00) | (35,000.00) | (35,000.00) | (35,000.00) | (35,000.00) | (35,000.00) | (35,000.00) |
| 271275 | CIAC: MANCHESTER INTERCONNECT | (422,611.50) | (422,611.50) | (422,611.50) | (422,611.50) | (422,611.50) | (422,611.50) | (422,611.50) | (422,611.50) |
| 271310 | CIAC - MAPLEWOOD | (269,612.00) | (269,612.00) | (269,612.00) | (269,612.00) | (269,612.00) | (269,612.00) | (269,612.00) | (275,927.00) |
| 271320 | CIAC - LAUREL WOODS | (242,348.60) | (242,348.60) | (242,348.60) | (242,348.60) | (242,348.60) | (242,348.60) | (242,348.60) | (242,348.60) |
| 271400 | CONTR IN AID OF CONST-DEV INST | (2,348,455.85) | (2,348,455.85) | (2,348,455.85) | (2,348,455.85) | (2,348,455.85) | (2,348,455.85) | (2,348,455.85) | (2,348,455.85) |
| 271550 | CIAC: AUTUMN WOODS | (189,754.78) | (189,754.78) | (189,754.78) | (189,754.78) | (189,754.78) | (189,754.78) | (189,754.78) | (189,754.78) |
| 252001 | CUST ADV FOR CONST: MVD INTER | (84,000.00) | (84,000.00) | (84,000.00) | (84,000.00) | (84,000.00) | (84,000.00) | (84,000.00) | (84,000.00) |
| | | (43,950,643.10) | (43,960,399.30) | (44,097,087.58) | (44,098,888.71) | (44,286,713.33) | (44,289,962.24) | (44,674,562.55) | (44,696,370.86) |
| | Reserve for Amort of CIAC: All | | | | | | | | |
| 272101 | RESERVE FOR AMORT OF CIAC:PWW | 11,317,501.82 | 11,385,792.93 | 11,454,199.83 | 11,522,612.11 | 11,591,193.51 | 11,659,777.95 | 11,728,814.34 | 11,797,891.87 |
| | Total Deferred Credits | (81,017,331.43) | (80,774,138.71) | (80,949,852.92) | (81,003,753.34) | (81,616,219.55) | (81,656,731.52) | (82,080,258.94) | (82,036,675.22) |
| | Total Equity & Liabilities | (312,814,184.37) | (312,206,422.25) | (305,092,282.29) | (305,164,947.41) | (305,268,113.09) | (307,597,485.92) | (309,849,034.73) | (311,058,144.22) |
| | | - | - | (0.01) | 0.01 | (0.01) | - | - | - |

| 8 | 9 | 10 | 11 | 12 | 12 | | | | |
|---------------------|---------------------|---------------------|---------------------|---------------------|---------------|-------------|--------------|------------|-------|
| Aug-21 | Sep-21 | Oct-21 | Nov-21 | Dec-21 | | | | | |
| 634,329.93 | 634,329.93 | 634,329.93 | 907,131.56 | 934,502.70 | 680,712.58 | | | | |
| - | - | - | - | - | - | | | | |
| - | - | - | - | - | - | | | | |
| - | - | - | - | - | - | | | | |
| - | - | - | - | - | - | | | | |
| 228,178.93 | 228,178.93 | 228,178.93 | 228,178.93 | 228,178.93 | 228,178.93 | | | | |
| - | - | - | - | - | - | | | | |
| - | - | - | - | - | - | | | | |
| 552,513.16 | 552,513.16 | 552,513.16 | 552,513.16 | 552,513.16 | 552,513.16 | | | | |
| 688,358.24 | 688,358.24 | 688,358.24 | 688,358.24 | 688,358.24 | 688,358.24 | | | | |
| - | - | - | - | - | - | | | | |
| - | - | - | - | - | - | | | | |
| - | - | - | - | - | - | | | | |
| 2,103,380.26 | 2,103,380.26 | 2,103,380.26 | 2,376,181.89 | 2,403,553.03 | 2,149,762.91 | | | | |
| 4,843,997.59 | 4,843,997.59 | 4,843,997.59 | 4,843,997.59 | 4,843,997.59 | 4,843,997.59 | | | | |
| - | - | - | - | - | - | | | | |
| 404,000.00 | 404,000.00 | 404,000.00 | 404,000.00 | 404,000.00 | 404,000.00 | | | | |
| - | - | - | - | - | - | | | | |
| - | - | - | - | - | - | | | | |
| - | - | - | - | - | - | | | | |
| 3,499,067.24 | 3,499,067.24 | 3,499,067.24 | 3,499,067.24 | 3,499,067.24 | 3,499,067.24 | 14245113.53 | -14245113.53 | 2671556.09 | ##### |
| - | - | - | - | - | - | | | | |
| - | - | - | - | - | - | | | | |
| 25,289.68 | 25,289.68 | 25,289.68 | 25,289.68 | 25,289.68 | 25,289.68 | | | | |
| - | - | - | - | - | - | | | | |
| - | - | - | - | - | - | | | | |
| - | - | - | - | - | - | | | | |
| 3,772.19 | 3,772.19 | 3,772.19 | 3,772.19 | 3,772.19 | 3,772.19 | | | | |
| 2,945,398.28 | 2,945,398.28 | 2,945,398.28 | 2,945,398.28 | 2,945,533.84 | 2,945,408.71 | | | | |
| 65,787.00 | 65,787.00 | 65,787.00 | 65,787.00 | 65,787.00 | 65,787.00 | | | | |
| - | - | - | - | - | - | | | | |
| - | - | - | - | - | - | | | | |
| - | - | - | - | - | - | | | | |
| 320,402.22 | 320,402.22 | 320,402.22 | 320,402.22 | 316,409.86 | 251,307.57 | | | | |
| 7,449,164.44 | 7,449,164.44 | 7,449,164.44 | 7,449,164.44 | 7,449,164.44 | 7,449,164.44 | | | | |
| 20,460.19 | 20,460.19 | 20,460.19 | 20,460.19 | 20,460.19 | 20,460.19 | | | | |
| - | - | - | - | - | - | | | | |
| 24,293,364.18 | 24,293,364.18 | 24,443,079.72 | 24,443,079.72 | 24,450,102.22 | 24,297,574.19 | | | | |
| 387,272.05 | 387,272.05 | 387,272.05 | 387,272.05 | 387,272.05 | 384,746.10 | | | | |
| - | - | - | - | - | - | | | | |
| 4,983,156.52 | 4,983,156.52 | 4,983,156.52 | 4,983,156.52 | 4,983,156.52 | 4,983,156.52 | | | | |
| - | - | - | - | - | - | | | | |
| - | - | - | - | - | - | | | | |
| - | - | - | - | - | - | | | | |
| - | - | - | - | - | - | | | | |
| 6,797,877.40 | 6,797,877.40 | 6,823,777.71 | 6,823,777.71 | 6,922,599.07 | 6,799,461.44 | | | | |

| | | | | | |
|----------------------|----------------------|----------------------|----------------------|----------------------|---------------|
| 1,190,259.55 | 1,190,259.55 | 1,190,259.55 | 1,190,259.55 | 1,190,259.55 | 1,186,498.01 |
| 239,396.84 | 239,396.84 | 239,396.84 | 239,396.84 | 239,965.72 | 240,117.58 |
| - | - | - | - | - | - |
| - | - | - | - | - | - |
| 1,543.33 | 1,543.33 | 1,543.33 | 1,543.33 | 1,543.33 | 1,543.33 |
| 3,781,114.53 | 3,781,114.53 | 3,781,114.53 | 3,781,114.53 | 3,781,114.53 | 3,781,114.53 |
| 61,251,323.23 | 61,251,323.23 | 61,426,939.08 | 61,426,939.08 | 61,529,495.02 | 61,182,466.31 |
| 1,384,381.53 | 1,384,381.53 | 1,384,381.53 | 1,384,381.53 | 1,384,381.53 | 1,384,381.53 |
| 5,630,783.36 | 5,630,783.36 | 5,630,783.36 | 5,633,534.34 | 5,633,605.22 | 5,622,035.55 |
| - | - | - | - | - | - |
| - | - | - | - | - | - |
| - | - | - | - | - | - |
| - | - | - | - | - | - |
| 967,005.31 | 977,291.97 | 977,291.97 | 988,459.51 | 1,110,159.29 | 962,109.35 |
| 6,047.12 | 6,047.12 | 6,047.12 | 6,047.12 | 6,047.12 | 6,047.12 |
| 15,416.80 | 15,416.80 | 15,416.80 | 15,416.80 | 17,059.82 | 15,543.19 |
| - | - | - | - | - | - |
| - | - | - | - | - | - |
| - | - | - | - | - | - |
| 15,857.20 | 15,857.20 | 15,857.20 | 15,857.20 | 15,857.20 | 15,857.20 |
| 248,484.33 | 248,484.33 | 248,484.33 | 248,484.33 | 248,484.33 | 248,484.33 |
| 54,759.15 | 54,759.15 | 54,759.15 | 54,759.15 | 54,759.15 | 54,759.15 |
| - | - | - | - | - | - |
| - | - | - | - | - | - |
| - | - | - | - | - | - |
| 741,925.51 | 741,925.51 | 741,925.51 | 741,925.51 | 742,341.49 | 741,957.51 |
| - | - | - | - | - | - |
| - | - | - | - | - | - |
| - | - | - | - | - | - |
| - | - | - | - | - | - |
| 76,495.62 | 76,495.62 | 76,495.62 | 76,495.62 | 76,495.62 | 76,495.62 |
| 13,500.00 | 13,500.00 | 13,500.00 | 13,500.00 | 13,500.00 | 13,500.00 |
| - | - | - | - | - | - |
| 15,944,634.60 | 15,944,634.60 | 15,944,634.60 | 15,954,857.66 | 15,955,229.61 | 15,942,891.63 |
| - | - | - | - | - | - |
| 1,337,394.28 | 1,337,394.28 | 1,337,394.28 | 1,337,394.28 | 1,370,554.05 | 1,339,945.03 |
| - | - | - | - | - | - |
| 26,436,684.81 | 26,446,971.47 | 26,446,971.47 | 26,471,113.05 | 26,628,474.43 | 26,424,007.20 |
| (384,880.18) | (384,880.18) | (384,880.18) | (384,880.18) | (384,880.18) | (384,880.18) |
| (460,025.00) | (460,025.00) | (460,025.00) | (460,025.00) | (460,025.00) | (460,025.00) |
| 386,244.24 | 387,646.76 | 389,049.28 | 390,451.79 | 391,854.31 | 383,439.22 |
| 239,090.31 | 239,939.93 | 240,789.55 | 241,639.17 | 242,488.79 | 237,391.07 |
| - | - | - | - | - | - |
| - | - | - | - | - | - |
| - | - | - | - | - | - |
| - | - | - | - | - | - |
| 8,459,084.08 | 8,459,084.08 | 8,459,084.08 | 8,459,084.08 | 12,090,084.97 | 8,738,391.84 |
| 322,272.32 | 322,272.32 | 322,272.32 | 322,272.32 | 322,272.32 | 322,272.32 |
| 360,604.84 | 360,604.84 | 360,604.84 | 360,604.84 | 360,604.84 | 360,604.84 |
| 5,919,203.25 | 5,919,203.25 | 5,919,203.25 | 5,919,203.25 | 5,961,528.08 | 5,922,459.01 |
| 239,018.36 | 239,018.36 | 239,018.36 | 239,018.36 | 239,018.36 | 239,018.36 |

| | | | | | |
|---------------|---------------|---------------|---------------|---------------|---------------|
| 13,075,686.45 | 13,075,686.45 | 13,075,686.45 | 13,075,686.45 | 13,075,686.45 | 13,075,686.45 |
| 1,440,589.96 | 1,440,589.96 | 1,440,589.96 | 1,440,589.96 | 1,440,589.96 | 1,440,589.96 |
| 531,932.04 | 531,932.04 | 531,932.04 | 531,932.04 | 531,932.04 | 531,932.04 |
| 235,507.36 | 235,507.36 | 235,507.36 | 235,507.36 | 235,507.36 | 235,507.36 |
| - | - | - | - | - | - |
| 44,838,679.15 | 44,838,679.15 | 44,838,679.15 | 44,838,679.15 | 45,506,770.73 | 44,772,291.79 |
| 122,253.28 | 122,253.28 | 122,253.28 | 122,253.28 | 122,253.28 | 122,253.28 |
| - | - | - | - | - | - |
| - | - | - | - | - | - |
| - | - | - | - | - | - |
| - | - | - | - | - | - |
| 2,873,429.06 | 2,877,519.20 | 2,901,817.73 | 2,914,651.93 | 3,109,343.93 | 2,818,715.37 |
| 49,003.13 | 49,003.13 | 49,003.13 | 49,003.13 | 49,003.13 | 49,003.13 |
| 26,433.69 | 26,433.69 | 26,433.69 | 26,433.69 | 26,478.68 | 26,437.15 |
| 64,058.55 | 64,058.55 | 64,058.55 | 64,058.55 | 64,058.55 | 64,058.55 |
| 67,872.54 | 67,872.54 | 67,872.54 | 67,872.54 | 67,980.24 | 67,880.82 |
| - | - | - | - | - | - |
| - | - | - | - | - | - |
| 26,070,735.88 | 26,070,735.88 | 26,206,003.37 | 26,257,795.69 | 26,342,415.29 | 25,808,948.20 |
| - | - | - | - | - | - |
| - | - | - | - | - | - |
| - | - | - | - | - | - |
| - | - | - | - | - | - |
| 1,491,731.25 | 1,491,731.25 | 1,491,731.25 | 1,491,731.25 | 1,482,092.25 | 1,487,035.33 |
| 4,790,009.36 | 4,793,069.36 | 4,798,216.65 | 4,803,571.65 | 4,805,138.54 | 4,771,039.34 |
| - | - | - | - | - | - |
| - | - | - | - | - | - |
| - | - | - | - | - | - |
| - | - | - | - | - | - |
| - | - | - | - | - | - |
| - | - | - | - | - | - |
| 3,780,070.16 | 3,791,714.93 | 3,802,812.22 | 3,806,798.48 | 3,867,166.58 | 3,780,144.23 |
| 7,202,750.82 | 7,236,242.98 | 7,240,890.45 | 7,252,981.38 | 7,261,375.47 | 7,199,659.09 |
| 1,929,981.74 | 1,940,511.89 | 1,944,723.95 | 1,949,638.02 | 1,958,670.45 | 1,920,740.40 |
| 4,500,436.16 | 4,509,797.06 | 4,510,252.71 | 4,515,428.80 | 4,513,201.01 | 4,494,754.41 |
| - | - | - | - | - | - |
| 2,448,080.80 | 2,453,325.23 | 2,448,815.47 | 2,450,657.52 | 2,469,600.32 | 2,450,831.39 |
| - | - | - | - | - | - |
| - | - | - | - | - | - |
| - | - | - | - | - | - |
| - | - | - | - | - | - |
| - | - | - | - | - | - |
| - | - | - | - | - | - |
| - | - | - | - | - | - |
| - | - | - | - | - | - |
| - | - | - | - | - | - |
| - | - | - | - | - | - |
| - | - | - | - | - | - |
| - | - | - | - | - | - |
| - | - | - | - | - | - |
| - | - | - | - | - | - |
| - | - | - | - | - | - |
| - | - | - | - | - | - |
| - | - | - | - | - | - |
| - | - | - | - | - | - |
| - | - | - | - | - | - |
| - | - | - | - | - | - |
| - | - | - | - | - | - |
| - | - | - | - | - | - |
| - | - | - | - | - | - |
| - | - | - | - | - | - |
| 2,565.20 | 2,565.20 | 2,565.20 | 2,565.20 | 2,660.60 | 2,572.54 |
| 3,138,511.84 | 3,144,883.65 | 3,144,883.65 | 3,158,635.78 | 3,163,769.40 | 3,138,184.10 |
| - | - | - | - | - | - |
| - | - | - | - | - | - |

| | | | | | |
|------------------------|------------------------|------------------------|------------------------|------------------------|-----------------|
| 100,205.95 | 100,205.95 | 100,205.95 | 100,205.95 | 100,205.95 | 100,205.95 |
| 1,819,743.53 | 1,819,743.53 | 1,836,665.65 | 1,836,665.65 | 1,836,665.65 | 1,804,308.11 |
| 900.00 | 900.00 | 900.00 | 900.00 | 900.00 | 900.00 |
| - | - | - | - | - | - |
| - | - | - | - | - | - |
| - | - | - | - | - | - |
| 30,352.30 | 30,352.30 | 30,352.30 | 30,352.30 | 30,352.30 | 30,352.30 |
| 565.00 | 565.00 | 565.00 | 565.00 | 565.00 | 565.00 |
| 97,067.72 | 97,067.72 | 97,067.72 | 97,067.72 | 97,067.72 | 97,067.72 |
| 295,946.98 | 295,946.98 | 295,946.98 | 295,946.98 | 295,946.98 | 295,946.98 |
| - | - | - | - | - | - |
| - | - | - | - | - | - |
| - | - | - | - | - | - |
| - | - | - | - | - | - |
| 136,105,712.12 | 136,191,758.62 | 136,391,548.90 | 136,505,544.08 | 141,220,344.35 | 135,946,282.45 |
| 676,934.31 | 676,934.31 | 676,934.31 | 677,695.98 | 677,695.98 | 676,091.36 |
| 3,643,343.18 | 3,620,075.18 | 3,620,075.18 | 3,689,544.18 | 3,940,517.96 | 3,709,147.27 |
| 791,125.44 | 791,125.44 | 791,125.44 | 799,255.21 | 857,265.55 | 777,883.18 |
| - | - | - | - | - | - |
| 182,670.47 | 182,670.47 | 182,670.47 | 182,670.47 | 187,085.19 | 183,010.06 |
| 376,133.08 | 376,133.08 | 376,133.08 | 376,133.08 | 376,133.08 | 376,133.08 |
| 1,045,429.54 | 1,045,429.54 | 1,045,429.54 | 1,045,429.54 | 1,066,386.62 | 1,022,322.87 |
| - | - | - | - | - | - |
| - | - | - | - | - | - |
| - | - | - | - | - | - |
| - | - | - | - | - | - |
| 8,094,689.19 | 8,038,033.80 | 8,040,728.14 | 8,045,000.64 | 8,240,525.01 | 8,344,495.87 |
| 780,095.81 | 780,095.81 | 780,095.81 | 783,170.98 | 784,568.04 | 782,095.69 |
| - | - | - | - | - | - |
| 15,590,421.02 | 15,510,497.63 | 15,513,191.97 | 15,598,900.08 | 16,130,177.43 | 15,871,179.38 |
| 28,856.17 | 28,856.17 | 28,856.17 | 28,856.17 | 28,856.17 | 28,856.17 |
| 229,132.31 | 229,132.31 | 229,132.31 | 229,132.31 | 229,132.31 | 229,132.31 |
| 257,988.48 | 257,988.48 | 257,988.48 | 257,988.48 | 257,988.48 | 257,988.48 |
| - | - | - | - | - | - |
| 241,745,509.92 | 241,761,919.69 | 242,140,020.16 | 242,636,666.66 | 248,170,032.74 | 241,831,686.73 |
| - | - | - | - | - | - |
| (85,181,453.91) | (85,600,043.38) | (86,106,568.80) | (86,634,218.69) | (87,053,081.25) | (84,545,274.98) |
| 6,772,653.03 | 6,775,859.45 | 6,789,900.16 | 6,794,959.81 | 7,251,383.76 | 6,785,005.26 |
| 7,117,914.03 | 7,127,189.10 | 7,131,692.58 | 7,138,412.09 | 7,125,292.82 | 7,095,418.72 |
| 3,531,600.00 | 3,531,600.00 | 3,531,600.00 | 3,531,600.00 | 3,531,600.00 | 3,531,600.00 |
| (67,759,286.85) | (68,165,394.83) | (68,653,376.06) | (69,169,246.79) | (69,144,804.67) | (67,133,251.00) |
| - | - | - | - | - | - |
| 173,986,223.07 | 173,596,524.86 | 173,486,644.10 | 173,467,419.87 | 179,025,228.07 | 174,698,435.73 |
| - | - | - | - | - | - |
| (10,646.54) | (10,763.77) | (10,127.82) | (11,135.40) | (10,026.23) | (9,024.46) |
| 3,332,550.53 | 4,186,848.38 | 4,740,801.80 | 4,841,230.78 | 98,888.07 | 2,202,054.96 |
| 846.54 | 846.54 | 846.54 | 84.87 | 84.87 | 1,483.84 |
| 269,407.00 | 282,830.24 | 294,978.75 | 302,766.53 | 93,161.76 | 219,380.93 |
| 3,592,157.53 | 4,459,761.39 | 5,026,499.27 | 5,132,946.78 | 182,108.47 | 2,413,895.27 |
| - | - | - | - | - | - |
| 177,578,380.60 | 178,056,286.25 | 178,513,143.37 | 178,600,366.65 | 179,207,336.54 | 177,112,331.00 |
| - | - | - | - | - | - |

| | | | | | |
|----------------------|---------------------|---------------------|----------------------|----------------------|--------------|
| | | | | | - |
| | | | | | - |
| 2,000.00 | 2,000.00 | 2,000.00 | 2,000.00 | 2,000.00 | 2,000.00 |
| 2,000.00 | 2,000.00 | 2,000.00 | 2,000.00 | 2,000.00 | 2,000.00 |
| 2,000.00 | 2,000.00 | 2,000.00 | 2,000.00 | 2,000.00 | 2,000.00 |
| - | - | - | - | - | - |
| - | - | - | - | - | - |
| - | - | - | - | - | - |
| - | - | - | - | - | - |
| - | (0.03) | - | - | - | (0.00) |
| 1,131,761.73 | 1,271,629.45 | 1,217,671.54 | 1,123,580.33 | 1,071,270.92 | 941,566.84 |
| - | - | - | - | 216,312.50 | 33,075.96 |
| - | - | - | - | - | - |
| - | - | - | - | - | - |
| - | - | - | - | - | - |
| 671,102.22 | 782,874.26 | 739,755.05 | 664,564.24 | 2,062,056.17 | 629,827.29 |
| 2,987,074.14 | 3,203,371.53 | 2,912,975.08 | 2,533,763.74 | 3,162,068.06 | 2,750,787.09 |
| 2,575,304.51 | 1,811,157.49 | 2,351,826.18 | 3,126,543.25 | 3,324,121.06 | 2,303,612.82 |
| 3,426,375.65 | 808,799.98 | 1,293,414.31 | 1,777,928.65 | 1,922,674.03 | 1,898,746.07 |
| - | - | - | - | - | - |
| 45.00 | 45.00 | 45.00 | - | - | 38.08 |
| 5,474.84 | 5,474.84 | 5,474.84 | 5,474.84 | 5,474.84 | 5,474.84 |
| 18,236.29 | 18,236.29 | 18,236.29 | 18,236.29 | 18,236.29 | 18,236.29 |
| 14,562.16 | 14,562.16 | 14,562.16 | 14,562.16 | 14,562.16 | 10,081.50 |
| - | - | - | - | - | - |
| 817,099.32 | 879,747.16 | 926,905.88 | 970,857.44 | 1,162,009.30 | 764,006.10 |
| - | - | - | - | - | - |
| - | - | - | - | - | - |
| - | - | - | - | - | - |
| - | - | - | - | - | - |
| - | - | - | - | - | - |
| 11,653,035.86 | 8,801,898.13 | 9,486,866.33 | 10,241,510.94 | 12,964,785.33 | 9,361,452.88 |
| - | - | - | - | - | - |
| 2,276,821.90 | 2,219,473.96 | 2,949,488.26 | 2,142,391.23 | 2,012,157.56 | 2,434,111.59 |
| - | - | - | - | - | - |
| 23,578.18 | 22,079.38 | 22,066.90 | 11,033.62 | 20,910.02 | 27,597.04 |
| 262,337.36 | 262,337.36 | 262,337.36 | 262,337.36 | 262,337.36 | 258,819.11 |
| - | - | - | - | - | - |
| 27,469.93 | 31,037.00 | 32,516.96 | 25,620.27 | 35,023.04 | 23,713.26 |
| (25,000.00) | (25,000.00) | (25,000.00) | (25,000.00) | (21,845.43) | (24,762.42) |
| (10,542.03) | (12,827.21) | (12,827.21) | (12,827.21) | (14,319.12) | (11,359.92) |
| 2,554,665.34 | 2,497,100.49 | 3,228,582.27 | 2,403,555.27 | 2,294,263.43 | 2,708,118.66 |
| - | - | - | - | - | - |
| 2,772,963.00 | 3,027,474.00 | 2,315,290.00 | 2,183,423.00 | 2,339,467.00 | 2,305,012.38 |
| 1,203,045.70 | 1,113,764.94 | 1,027,780.56 | 937,557.07 | 3,112,733.75 | 1,505,714.25 |
| - | - | - | - | - | - |
| 3,976,008.70 | 4,141,238.94 | 3,343,070.56 | 3,120,980.07 | 5,452,200.75 | 3,810,726.64 |
| - | - | - | - | - | - |
| 395,925.56 | 389,980.66 | 388,204.57 | 385,631.83 | 379,296.70 | 382,012.79 |
| 196,223.41 | 160,625.95 | 145,942.92 | 137,935.84 | 157,810.97 | 146,865.67 |
| 576.41 | 1,357.80 | 384.81 | 194.45 | 145.01 | 666.90 |
| - | - | - | - | - | - |
| 226,933.90 | 207,600.34 | 182,900.44 | 198,302.87 | 211,050.31 | 187,924.06 |

| | | | | | |
|----------------------|----------------------|----------------------|----------------------|----------------------|---------------|
| (75.13) | (75.13) | (75.13) | (75.13) | (75.13) | (75.13) |
| 20,553.11 | 20,553.11 | 20,553.11 | 20,553.11 | 20,553.11 | 20,553.11 |
| - | - | - | - | - | - |
| - | - | - | - | - | - |
| - | - | - | - | - | - |
| 11,079.41 | 9,355.70 | 7,765.31 | 17,772.96 | 15,975.90 | 11,442.55 |
| - | - | - | - | - | - |
| - | - | - | - | - | - |
| - | - | - | - | - | - |
| (18,745.65) | (24,708.28) | (32,035.85) | (13,304.51) | 28,940.55 | (17,438.55) |
| (62,293.16) | (92,447.03) | (61,513.62) | (51,352.71) | (53,681.60) | (53,077.51) |
| 770,177.86 | 672,243.12 | 652,126.56 | 695,658.71 | 760,015.82 | 678,873.90 |
| - | - | - | - | - | - |
| 147,433.88 | 155,207.61 | 104,404.67 | 53,201.73 | 1,724.06 | 98,540.36 |
| - | - | - | - | - | - |
| 428,372.78 | 380,209.91 | 422,798.37 | 405,705.38 | 391,193.25 | 367,706.02 |
| 303,928.67 | - | - | 135,065.54 | 630,471.83 | 358,198.10 |
| - | - | - | - | - | - |
| - | - | - | - | - | - |
| 27,499.56 | 27,499.56 | 27,499.56 | 27,499.56 | (0.44) | 25,384.18 |
| 32,000.00 | 32,000.00 | 32,000.00 | 32,000.00 | 32,000.00 | 35,898.01 |
| 58,241.60 | 53,697.04 | 274,519.98 | 57,724.79 | 45,465.59 | 190,102.73 |
| - | - | - | - | - | - |
| - | - | - | - | - | - |
| (28,240.26) | (28,240.26) | (28,240.26) | (28,240.26) | (28,210.34) | (27,756.55) |
| 969,236.23 | 620,373.86 | 832,982.32 | 682,956.74 | 1,072,643.95 | 1,048,072.84 |
| - | - | - | - | - | - |
| 21,885,802.25 | 21,849,963.03 | 22,219,435.90 | 22,684,673.41 | 20,136,047.47 | 22,276,528.88 |
| - | - | - | - | - | - |
| 1,310,583.64 | 1,528,285.91 | 1,511,429.42 | 1,814,805.03 | 1,997,414.39 | 952,344.76 |
| 119,293.77 | 133,431.39 | 221,937.93 | 219,311.67 | 234,475.53 | 101,881.30 |
| 12,954.74 | 12,954.74 | 12,954.74 | 12,954.74 | 12,954.74 | 12,954.74 |
| 1,140,505.84 | 1,430,562.22 | 1,697,713.12 | 1,866,900.56 | 1,969,584.59 | 726,989.58 |
| 24,469,140.24 | 24,955,197.29 | 25,663,471.11 | 26,598,645.41 | 24,350,476.72 | 24,070,699.26 |
| - | - | - | - | - | - |
| 44,392,264.23 | 41,688,051.83 | 43,207,099.15 | 43,743,307.14 | 46,894,386.00 | 41,677,944.18 |
| - | - | - | - | - | - |
| - | - | - | - | - | - |
| - | - | - | - | - | - |
| - | - | - | - | - | - |
| - | - | - | - | - | - |
| - | - | - | - | - | - |
| - | - | - | - | - | - |
| - | - | - | - | - | - |
| - | - | - | - | - | - |
| - | - | - | - | - | - |
| 61,496,377.77 | 61,330,905.09 | 61,165,432.41 | 60,999,958.94 | 60,834,486.26 | 61,826,971.21 |
| - | - | - | - | - | - |
| - | - | - | - | - | - |
| - | - | - | - | - | - |
| - | - | - | - | - | - |
| - | - | - | - | - | - |
| - | - | - | - | - | - |
| - | - | - | - | - | - |
| - | - | - | - | - | - |
| - | - | - | - | 16,878.77 | 1,298.37 |
| - | - | - | - | 5,037.13 | 387.47 |
| - | - | - | - | 15,574.57 | 1,198.04 |

| | | | | | |
|------------|------------|------------|------------|------------|------------|
| - | - | - | - | - | - |
| - | - | - | - | - | - |
| 15,061.87 | 14,676.06 | 14,290.26 | 13,904.46 | 13,518.65 | 15,833.48 |
| - | - | - | - | - | - |
| - | - | - | - | - | - |
| - | - | - | - | - | - |
| - | - | - | - | - | - |
| - | - | - | - | - | - |
| - | - | - | - | - | - |
| - | - | - | - | 1,317.85 | 101.37 |
| 7,035.21 | 6,897.38 | 6,759.54 | 6,621.71 | 6,483.87 | 7,310.88 |
| 3,831.68 | 3,754.99 | 3,678.29 | 3,601.60 | 3,524.90 | 3,985.07 |
| - | - | - | - | - | - |
| - | - | - | - | - | - |
| - | - | - | - | - | - |
| - | - | - | - | - | - |
| - | - | - | - | - | - |
| - | - | - | - | - | - |
| - | - | - | - | - | - |
| 10,533.23 | 10,533.23 | 10,533.23 | 10,533.23 | 10,533.23 | 10,533.23 |
| 109,795.21 | 95,095.71 | 80,891.21 | 66,732.21 | 52,684.21 | 129,936.01 |
| 811,536.45 | 809,643.45 | 820,867.09 | 820,867.09 | 840,805.09 | 816,359.67 |
| - | - | - | - | - | - |
| - | - | - | - | - | - |
| - | - | - | - | - | - |
| - | - | - | - | - | - |
| - | - | - | - | - | - |
| - | - | - | - | - | - |
| 9,012.96 | 8,927.15 | 8,841.35 | 8,755.54 | 8,669.74 | 9,184.57 |
| - | - | - | - | - | - |
| - | - | - | - | - | - |
| - | - | - | - | - | 147.28 |
| - | - | - | - | - | - |
| 1,003.30 | 675.83 | 348.37 | 20.91 | - | 1,681.81 |
| - | - | - | - | - | - |
| - | - | - | - | - | - |
| - | - | - | - | - | - |
| 4,323.14 | 4,143.24 | 3,963.36 | 3,783.47 | 3,603.58 | 4,682.90 |
| 5,439.81 | 5,213.02 | 4,986.28 | 4,759.49 | 4,532.74 | 5,893.34 |
| 14,020.01 | 13,797.48 | 13,574.95 | 13,352.40 | 13,129.86 | 14,465.09 |
| 7,150.06 | 6,966.73 | 6,783.40 | 6,600.06 | 6,416.72 | 7,516.72 |
| 1,275.93 | 856.22 | 436.50 | 16.79 | - | 2,146.36 |
| 7,310.90 | 7,230.17 | 7,149.44 | 7,068.71 | 6,987.98 | 7,472.36 |
| 29,881.98 | 29,558.75 | 29,235.52 | 28,912.29 | 28,589.07 | 30,528.44 |
| - | - | - | - | 100,779.35 | 7,752.26 |
| - | - | - | - | 48,113.56 | 3,701.04 |
| - | - | - | - | - | - |
| 1,069.76 | 1,058.84 | 1,047.92 | 1,037.00 | (545.91) | 970.68 |
| 3,092.00 | 2,898.75 | 2,705.50 | 2,512.25 | 2,319.00 | 3,478.50 |
| 12,914.11 | 12,772.20 | 12,630.29 | 12,488.38 | 12,346.47 | 13,197.93 |
| - | - | - | - | - | - |
| - | - | - | - | - | - |

| | | | | | |
|-----------------------|-----------------------|-----------------------|-----------------------|-----------------------|----------------|
| - | - | - | - | - | - |
| 5,136.24 | 4,794.72 | 4,453.23 | 4,111.72 | 3,770.22 | 5,819.23 |
| 3,515.92 | 3,375.24 | 3,234.62 | 3,093.97 | 2,953.29 | 3,797.14 |
| - | - | - | - | - | - |
| 10,813.43 | 10,141.61 | 9,469.85 | 8,798.03 | 8,126.27 | 12,157.00 |
| 8,704.94 | 8,394.03 | 8,083.17 | 7,772.31 | 7,461.40 | 9,326.71 |
| 7,152.76 | 7,006.79 | 6,860.82 | 6,714.85 | 6,568.87 | 7,444.70 |
| - | - | - | - | - | - |
| 41,449.12 | 39,968.72 | 38,488.49 | 37,008.26 | 35,527.86 | 44,409.75 |
| 108,478.63 | 107,501.35 | 106,524.07 | 105,546.78 | 104,569.50 | 110,433.21 |
| - | - | - | - | - | - |
| - | - | - | - | - | - |
| 1,972.74 | 1,946.44 | 1,920.14 | 1,893.84 | 16,590.18 | 3,157.85 |
| - | - | - | - | - | - |
| - | - | - | - | - | - |
| - | - | - | - | - | - |
| - | - | - | - | - | - |
| - | - | - | - | - | - |
| - | - | - | - | - | - |
| 32,269.21 | 31,639.06 | 31,008.92 | 30,378.77 | 29,748.63 | 33,529.50 |
| - | - | - | - | - | - |
| - | - | - | - | - | - |
| - | - | - | - | - | - |
| 278,788.40 | 274,875.53 | 270,962.70 | 267,049.87 | 263,137.00 | 286,614.09 |
| 160,108.90 | 159,415.79 | 158,722.68 | 158,029.57 | 157,336.46 | 161,495.12 |
| - | - | - | - | - | - |
| - | - | - | - | - | - |
| - | - | - | - | - | - |
| - | - | - | - | - | - |
| - | - | - | - | - | - |
| 12,069,694.36 | 12,012,825.03 | 11,955,955.70 | 11,899,086.37 | 8,453,564.00 | 11,922,767.40 |
| 1,619,750.00 | 1,613,160.75 | 1,606,571.50 | 1,599,982.25 | 1,106,098.00 | 1,595,444.27 |
| - | - | - | - | - | - |
| - | - | - | - | - | - |
| 76,898,500.03 | 76,640,649.35 | 76,396,410.80 | 76,140,993.12 | 72,231,238.37 | 77,123,130.05 |
| - | - | - | - | - | - |
| - | - | - | - | - | - |
| - | - | - | - | - | - |
| - | - | - | - | - | - |
| - | - | - | - | - | - |
| - | - | - | - | - | - |
| 13,017,297.69 | 12,759,995.66 | 12,502,693.63 | 12,245,391.60 | 11,988,089.57 | 13,452,171.38 |
| - | - | - | - | - | - |
| 89,915,797.72 | 89,400,645.01 | 88,899,104.43 | 88,386,384.72 | 84,219,327.94 | 90,575,301.42 |
| 311,886,442.55 | 309,144,983.09 | 310,619,346.95 | 310,730,058.51 | 310,321,050.48 | 309,365,576.60 |
| - | - | - | - | - | - |
| - | - | - | - | - | - |
| - | - | - | - | - | - |
| - | - | - | - | - | - |

| | | | | | |
|------------------------|------------------------|------------------------|------------------------|------------------------|-----------------|
| (30,000.00) | (30,000.00) | (30,000.00) | (30,000.00) | (30,000.00) | (30,000.00) |
| (97,539,518.17) | (97,539,518.17) | (97,539,518.17) | (97,539,518.17) | (97,539,518.17) | (98,092,049.49) |
| - | - | - | - | - | - |
| - | - | - | - | - | - |
| - | - | - | - | - | (185,363.17) |
| 719,134.78 | 404,104.89 | 852,322.15 | 1,276,765.56 | (198,278.71) | 737,923.19 |
| (96,850,383.39) | (97,165,413.28) | (96,717,196.02) | (96,292,752.61) | (97,767,796.88) | (97,569,489.47) |
| - | - | - | - | - | - |
| (2,543,662.00) | (2,543,662.00) | (2,543,662.00) | (2,543,662.00) | (2,543,662.00) | (2,543,662.00) |
| - | - | - | - | - | (855.59) |
| - | - | - | - | - | - |
| (1,341,714.97) | (1,327,777.03) | (1,313,798.57) | (1,299,779.48) | (1,285,719.65) | (1,369,224.50) |
| (149,331.08) | (148,308.08) | (147,277.08) | (146,239.08) | (145,193.08) | (151,310.08) |
| (465,867.52) | (463,204.52) | (460,520.52) | (457,816.52) | (455,092.52) | (471,010.75) |
| (103,751.00) | (103,108.00) | (102,460.00) | (101,808.00) | (101,151.00) | (104,993.54) |
| (35,514.00) | (35,316.00) | (35,117.00) | (34,916.00) | (34,714.00) | (35,895.77) |
| (472,418.19) | (468,928.19) | (465,430.19) | (461,923.19) | (458,408.19) | (479,319.11) |
| - | - | - | - | - | - |
| - | - | - | - | - | - |
| - | - | - | - | - | - |
| - | - | - | - | - | - |
| - | - | - | - | - | - |
| - | - | - | - | - | - |
| - | - | - | - | - | - |
| - | - | - | - | - | - |
| (1,631,011.63) | (1,622,755.84) | (1,614,483.10) | (1,606,193.38) | (1,597,886.63) | (1,647,369.75) |
| - | - | - | - | - | - |
| (4,615,000.00) | (4,615,000.00) | (4,615,000.00) | (4,615,000.00) | (4,615,000.00) | (4,623,846.15) |
| (245,942.23) | (244,710.99) | (243,477.07) | (242,240.46) | (241,001.15) | (248,380.41) |
| (2,526,006.69) | (2,514,373.69) | (2,502,721.69) | (2,491,050.69) | (2,479,360.69) | (2,549,100.61) |
| - | - | - | - | - | - |
| - | - | - | - | - | - |
| (1,031,693.09) | (1,029,770.57) | (1,027,840.48) | (1,025,902.80) | (1,023,957.51) | (1,035,469.52) |
| (4,460,000.00) | (4,460,000.00) | (4,460,000.00) | (4,460,000.00) | (4,460,000.00) | (4,460,000.00) |
| (705,000.00) | (705,000.00) | (705,000.00) | (705,000.00) | (705,000.00) | (728,076.92) |
| (7,805,000.00) | (7,805,000.00) | (7,805,000.00) | (7,805,000.00) | (7,805,000.00) | (7,837,307.69) |
| - | - | - | - | - | - |
| (3,098,624.11) | (3,092,651.38) | (3,086,665.19) | (3,080,665.52) | (3,074,652.33) | (3,110,435.73) |
| (5,299,684.76) | (5,290,281.69) | (5,280,852.13) | (5,271,396.01) | (5,261,913.26) | (5,317,542.24) |
| (7,000,000.00) | (7,000,000.00) | (7,000,000.00) | (7,000,000.00) | (7,000,000.00) | (7,000,000.00) |
| (125,000.00) | (125,000.00) | (125,000.00) | (125,000.00) | (125,000.00) | (155,000.00) |
| (72,420,000.00) | (71,195,000.00) | (71,195,000.00) | (71,195,000.00) | (71,195,000.00) | (72,038,461.54) |
| (4,985,000.00) | (4,985,000.00) | (4,985,000.00) | (4,985,000.00) | (4,985,000.00) | (3,451,153.85) |
| (85,000.00) | (85,000.00) | (85,000.00) | (85,000.00) | (85,000.00) | (58,846.15) |
| (96,966.53) | (96,025.10) | (95,083.68) | (94,142.26) | (93,200.84) | (98,849.37) |
| (318,200.26) | (315,480.59) | (312,760.92) | (310,041.25) | (307,321.58) | (323,639.60) |
| (69,664.64) | (69,037.02) | (68,409.40) | (67,781.78) | (67,154.16) | (70,919.88) |
| (24,397.60) | (24,192.58) | (23,987.56) | (23,782.54) | (23,577.52) | (24,807.64) |

| | | | | | |
|-------------------------|-------------------------|-------------------------|-------------------------|-------------------------|------------------|
| (240,223.06) | (239,443.12) | (238,663.18) | (237,883.24) | (237,103.30) | (241,782.94) |
| - | - | - | - | - | - |
| (121,894,673.36) | (120,604,026.39) | (120,538,209.76) | (120,472,224.20) | (120,406,069.41) | (120,177,261.35) |
| - | - | - | - | - | - |
| (4,035,183.37) | (4,126,617.00) | (5,058,342.55) | (5,431,072.95) | (5,850,924.03) | (4,086,359.32) |
| - | - | - | - | - | - |
| - | - | - | - | - | - |
| (12,978.39) | (11,124.22) | (9,270.05) | (7,415.88) | (5,561.71) | (15,831.14) |
| (164,137.69) | (164,614.78) | (165,093.27) | (165,573.15) | (166,054.41) | (163,161.41) |
| (11,702.00) | (11,790.00) | (11,879.00) | (11,968.00) | (12,057.00) | (11,520.54) |
| (30,393.00) | (30,633.00) | (30,874.00) | (31,115.00) | (31,356.00) | (29,897.92) |
| (7,348.00) | (7,404.00) | (7,461.00) | (7,517.00) | (7,573.00) | (7,233.08) |
| (2,256.00) | (2,274.00) | (2,292.00) | (2,310.00) | (2,328.00) | (2,218.62) |
| (41,211.00) | (41,313.00) | (41,415.00) | (41,517.00) | (41,619.00) | (41,004.00) |
| - | - | - | - | - | - |
| - | - | - | - | - | - |
| (97,759.81) | (97,960.55) | (98,161.69) | (98,363.24) | (98,565.22) | (97,347.25) |
| - | - | - | - | - | - |
| (110,000.00) | (110,000.00) | (110,000.00) | (110,000.00) | (110,000.00) | (109,230.77) |
| (14,567.60) | (14,599.36) | (14,631.18) | (14,663.08) | (14,695.05) | (14,502.36) |
| (138,125.00) | (138,351.00) | (138,577.00) | (138,803.00) | (139,030.00) | (137,660.54) |
| - | - | - | - | - | - |
| - | - | - | - | - | - |
| (22,484.11) | (22,573.99) | (22,664.03) | (22,754.22) | (22,844.58) | (22,299.09) |
| - | - | - | - | - | - |
| (100,000.00) | (100,000.00) | (100,000.00) | (100,000.00) | (100,000.00) | (98,846.15) |
| (140,000.00) | (140,000.00) | (140,000.00) | (140,000.00) | (140,000.00) | (138,846.15) |
| - | - | - | - | - | - |
| (70,633.90) | (70,793.06) | (70,952.58) | (71,112.46) | (71,272.70) | (65,907.14) |
| (110,797.91) | (111,109.99) | (111,422.95) | (111,736.79) | (112,051.51) | (110,182.48) |
| - | - | - | - | - | - |
| (130,000.00) | (130,000.00) | (130,000.00) | (130,000.00) | (130,000.00) | (128,846.15) |
| (1,210,000.00) | (1,225,000.00) | (1,225,000.00) | (1,225,000.00) | (1,225,000.00) | (1,219,230.77) |
| (80,000.00) | (80,000.00) | (80,000.00) | (80,000.00) | (80,000.00) | (55,384.62) |
| (40,000.00) | (40,000.00) | (40,000.00) | (40,000.00) | (40,000.00) | (27,692.31) |
| (11,297.07) | (11,297.07) | (11,297.07) | (11,297.07) | (11,297.07) | (11,297.07) |
| (32,636.04) | (32,636.04) | (32,636.04) | (32,636.04) | (32,636.04) | (32,636.04) |
| (7,531.44) | (7,531.44) | (7,531.44) | (7,531.44) | (7,531.44) | (7,531.44) |
| (2,460.24) | (2,460.24) | (2,460.24) | (2,460.24) | (2,460.24) | (2,460.24) |
| (9,359.28) | (9,359.28) | (9,359.28) | (9,359.28) | (9,359.28) | (9,359.28) |
| (6,632,861.85) | (6,739,442.02) | (7,671,320.37) | (8,044,205.84) | (8,464,216.28) | (6,646,485.89) |
| - | - | - | - | - | - |
| - | - | - | - | - | - |
| - | - | - | - | - | - |
| (537,422.59) | (253,762.31) | (525,214.90) | (435,728.37) | (746,160.96) | (516,818.74) |
| (12,684.79) | (13,223.95) | (1,591.39) | (13,874.70) | (38,106.97) | (16,750.94) |
| (29,096.18) | (306,069.96) | (295,618.00) | (126,449.58) | (941,432.53) | (451,846.48) |
| - | - | - | - | - | - |
| - | - | - | - | - | - |
| - | - | - | - | - | - |
| - | - | - | - | - | - |
| (166,118.00) | - | (383,923.93) | (672,733.80) | (141,550.02) | (245,290.99) |
| 2,856.46 | 2,816.07 | 4,163.21 | 4,163.21 | 4,163.21 | 3,456.93 |

| | | | | | |
|------------------------|-----------------------|------------------------|------------------------|------------------------|-----------------|
| - | - | - | - | - | - |
| - | - | - | - | - | - |
| (1,857,586.29) | (299,509.18) | (641,106.21) | (973,034.43) | (1,315,956.27) | (984,267.31) |
| - | - | - | - | - | - |
| (18,735.32) | (20,705.80) | (8,415.61) | (10,363.63) | (12,905.00) | (16,147.86) |
| (4,564.20) | (10,174.06) | (4,438.54) | (4,538.25) | - | (4,865.37) |
| - | (14,368.83) | - | - | - | (4,142.90) |
| - | (3,478.01) | - | - | - | (1,049.72) |
| (154.00) | (339.00) | (148.00) | (148.00) | (333.00) | (236.31) |
| 315.69 | 315.69 | 365.69 | 365.69 | 365.69 | 338.77 |
| (618.41) | (1,037.33) | (746.41) | (472.65) | (957.61) | (896.65) |
| (11.90) | (11.90) | (11.90) | (11.90) | (11.90) | (14.74) |
| 1,308.58 | 858.49 | 1,333.55 | 1,091.40 | (73.08) | 731.12 |
| 323.38 | 251.74 | 300.60 | 366.23 | 279.61 | 250.71 |
| (351.22) | (396.02) | (364.44) | (138.83) | (324.82) | (412.43) |
| (576,645.98) | (553,297.16) | (585,647.42) | (272,996.76) | (194,390.25) | (379,221.57) |
| (362,744.01) | (439,302.26) | (472,472.83) | (456,046.32) | (493,643.65) | (322,955.90) |
| (265,978.57) | (157,042.83) | (198,202.40) | (297,423.94) | (198,082.48) | (189,505.60) |
| (27,750.67) | (19,820.63) | (22,731.27) | (29,226.16) | (27,277.85) | (20,558.54) |
| (237,361.01) | (236,232.10) | (246,345.91) | (253,768.59) | (164,870.82) | (236,295.65) |
| (4,093,019.03) | (2,324,529.34) | (3,380,816.11) | (3,540,969.38) | (4,271,268.70) | (3,386,500.17) |
| - | - | - | - | - | - |
| - | - | - | - | - | - |
| - | - | - | - | - | - |
| - | - | - | - | - | - |
| - | - | - | - | - | - |
| (62,711.53) | (53,742.48) | (54,202.48) | (45,497.25) | (35,272.82) | (42,806.64) |
| (5,000.00) | (5,200.00) | (3,600.00) | (3,600.00) | (3,600.00) | (4,307.69) |
| (205.63) | (205.63) | (205.63) | (205.63) | (205.63) | (205.63) |
| (3,403.50) | (4,560.50) | (6,874.50) | (6,874.50) | (6,874.50) | (4,408.17) |
| (2,214.00) | (2,670.00) | (2,562.00) | (1,272.00) | (1,680.00) | (1,861.38) |
| - | - | - | - | - | - |
| (460.00) | (460.00) | (460.00) | (300.00) | (300.00) | (298.46) |
| (27,870.42) | (31,386.44) | (28,418.92) | (28,958.44) | (14,342.44) | (16,696.33) |
| - | - | - | - | - | - |
| (5,000.00) | (5,000.00) | (5,000.00) | 22,500.00 | 22,500.00 | 1,538.46 |
| (21,033.55) | (21,033.55) | (21,033.55) | (21,033.55) | (21,033.55) | (21,033.55) |
| (127,898.63) | (124,258.60) | (122,357.08) | (85,241.37) | (60,808.94) | (90,079.39) |
| (10,853,779.51) | (9,188,229.96) | (11,174,493.56) | (11,670,416.59) | (12,796,293.92) | (10,123,065.45) |
| - | - | - | - | - | - |
| - | - | - | - | - | - |
| (5,733,913.18) | (5,756,163.36) | (5,785,365.28) | (5,800,663.72) | (5,443,132.00) | (5,659,128.71) |
| 506,772.91 | 506,772.91 | 506,772.91 | 506,772.91 | 572,953.46 | 511,863.72 |
| 132,529.70 | 132,529.70 | 132,529.70 | 132,529.70 | 121,780.41 | 131,702.83 |
| (5,094,610.57) | (5,116,860.75) | (5,146,062.67) | (5,161,361.11) | (4,748,398.13) | (5,015,562.16) |
| (259,094.95) | (254,161.55) | (246,943.15) | (239,724.75) | (236,769.35) | (272,115.40) |
| - | - | - | - | - | - |
| - | - | - | - | - | - |
| (32,253.36) | (30,110.04) | (27,966.72) | (25,823.40) | (23,680.08) | (28,597.38) |

| | | | | | |
|-------------------------|-------------------------|-------------------------|-------------------------|-------------------------|------------------|
| - | - | - | - | - | - |
| - | - | - | - | - | - |
| (291,348.31) | (284,271.59) | (274,909.87) | (265,548.15) | (260,449.43) | (300,712.78) |
| (15,557,374.00) | (15,483,344.75) | (15,369,315.50) | (15,478,286.25) | (12,158,919.00) | (15,150,891.12) |
| - | - | - | - | - | - |
| - | - | - | - | - | - |
| (1,510,400.45) | (1,505,006.16) | (1,499,611.87) | (1,494,217.58) | (1,488,823.29) | (1,521,189.03) |
| (851,422.01) | (848,506.18) | (845,590.35) | (842,674.52) | (839,758.69) | (857,253.67) |
| (169,873.04) | (168,356.32) | (166,839.60) | (165,322.88) | (163,806.16) | (172,906.48) |
| (108,895.23) | (108,553.86) | (108,212.49) | (107,871.12) | (107,529.75) | (109,577.97) |
| (299,729.98) | (298,824.45) | (297,918.92) | (297,013.39) | (296,107.86) | (301,541.04) |
| (78,310.00) | (78,082.35) | (77,854.70) | (77,627.05) | (77,399.40) | (78,765.30) |
| (694,847.60) | (692,890.28) | (690,932.96) | (688,975.64) | (687,018.32) | (481,048.34) |
| (382,502.00) | (379,749.00) | (376,996.00) | (374,243.00) | (371,490.00) | (388,008.00) |
| (246,109.06) | (246,109.06) | (246,109.06) | (246,109.06) | (246,109.06) | (246,109.06) |
| (285,135.32) | (284,112.32) | (283,089.32) | (282,066.32) | (281,043.32) | (287,181.32) |
| (161,423.59) | (161,423.59) | (161,423.59) | (161,423.59) | (161,423.59) | (161,423.59) |
| - | - | - | - | - | - |
| (16,563,826.48) | (16,563,826.48) | (16,563,826.48) | (16,563,826.48) | (17,328,458.40) | (16,622,644.32) |
| (7,395,319.00) | (7,395,319.00) | (7,395,319.00) | (7,395,319.00) | (7,395,319.00) | (7,395,319.00) |
| 285,135.32 | 284,112.32 | 283,089.32 | 282,066.32 | 281,043.32 | 287,181.32 |
| - | - | - | - | - | - |
| 161,423.59 | 161,423.59 | 161,423.59 | 161,423.59 | 161,423.59 | 161,423.59 |
| - | - | - | - | - | - |
| (39,738,331.40) | (39,782,465.57) | (39,963,601.18) | (40,040,318.63) | (40,156,713.82) | (39,416,732.84) |
| (959,060.87) | (959,060.87) | (959,060.87) | (959,060.87) | (959,060.87) | (959,060.87) |
| (150,000.00) | (150,000.00) | (150,000.00) | (150,000.00) | (150,000.00) | (150,000.00) |
| (43,000.00) | (43,000.00) | (43,000.00) | (43,000.00) | (43,000.00) | (43,000.00) |
| (8,500.00) | (8,500.00) | (8,500.00) | (8,500.00) | (8,500.00) | (8,500.00) |
| (148,434.95) | (148,434.95) | (148,434.95) | (148,434.95) | (148,434.95) | (148,434.95) |
| (55,080.00) | (55,080.00) | (55,080.00) | (55,080.00) | (55,080.00) | (55,080.00) |
| (62,600.00) | (62,600.00) | (62,600.00) | (62,600.00) | (62,600.00) | (62,600.00) |
| (7,610.69) | (7,610.69) | (7,610.69) | (7,610.69) | (7,610.69) | (7,610.69) |
| (55,365.80) | (55,365.80) | (55,365.80) | (55,365.80) | (55,365.80) | (55,365.80) |
| (82,592.00) | (82,592.00) | (82,592.00) | (82,592.00) | (82,592.00) | (82,592.00) |
| (35,000.00) | (35,000.00) | (35,000.00) | (35,000.00) | (35,000.00) | (35,000.00) |
| (422,611.50) | (422,611.50) | (422,611.50) | (422,611.50) | (422,611.50) | (422,611.50) |
| (277,611.00) | (277,611.00) | (278,874.00) | (278,874.00) | (278,874.00) | (273,465.77) |
| (242,348.60) | (242,348.60) | (242,348.60) | (242,348.60) | (242,348.60) | (242,348.60) |
| (2,348,455.85) | (2,348,455.85) | (2,348,455.85) | (2,348,455.85) | (2,348,455.85) | (2,348,455.85) |
| (189,754.78) | (189,754.78) | (189,754.78) | (189,754.78) | (189,754.78) | (189,754.78) |
| (84,000.00) | (84,000.00) | (84,000.00) | (84,000.00) | (84,000.00) | (84,000.00) |
| (44,910,357.44) | (44,954,491.61) | (45,136,890.22) | (45,213,607.67) | (45,330,002.86) | (44,584,613.65) |
| 11,867,318.88 | 11,936,878.38 | 12,006,942.08 | 12,077,337.79 | 12,148,699.08 | 11,730,381.58 |
| (82,287,606.29) | (82,187,313.46) | (82,189,447.61) | (82,294,665.11) | (79,350,890.27) | (81,495,760.34) |
| (311,886,442.55) | (309,144,983.09) | (310,619,346.95) | (310,730,058.51) | (310,321,050.48) | (309,365,576.60) |
| - | - | - | - | - | - |
| - | - | - | - | - | (0.00) |

Pennichuck Water Works, Inc.
Accounts Excluded From MOERR
DW 22-032
Twelve Months 12/31/2021

| | | | | | | | | | | | | | | Test Year | |
|--|-----------------------------------|-----------|-----------|------------|-----------|-----------|-----------|-----------|-----------|-----------|-----------|-----------|-----------|--------------------|------------|
| | | | | | | | | | | | | | | <u>2021 Totals</u> | |
| 921002 | SENIOR MANAGEMENT VEHICLES | 25.25 | 1,660.89 | 25.25 | 25.25 | 30.30 | 30.30 | - | 30.30 | - | - | - | - | 1,827.54 | 1,827.54 |
| 921003 | SENIOR MGMT - FUEL PURCHASED | 141.45 | 191.52 | 106.65 | 140.65 | 146.72 | 249.99 | 415.00 | 303.62 | 153.64 | 121.12 | 144.55 | 114.15 | 2,229.06 | 2,229.06 |
| 921004 | SENIOR MGMT-VEH REGISTRATION | - | - | - | - | - | - | - | - | - | - | - | - | - | - |
| 923000 | OUTSIDE SERVICES | 20,989.16 | 25,294.33 | 25,439.12 | 36,223.13 | 30,977.76 | 24,723.63 | 40,371.15 | 19,502.07 | 32,659.48 | 18,291.58 | 53,850.12 | 22,090.46 | 350,411.99 | 350,411.99 |
| 926001 | OFFICER'S LIFE INSURANCE | 525.21 | 560.19 | 542.73 | 542.73 | 542.73 | 542.73 | 542.73 | 542.73 | 542.77 | 542.73 | 542.73 | 542.71 | 6,512.72 | 6,512.72 |
| 926500 | MISC EMPLOYEE BENEFITS | 538.91 | 224.25 | (4,385.16) | 287.83 | 341.42 | 346.96 | 132.52 | 296.69 | 129.91 | 100.00 | 258.96 | 2,025.91 | 298.20 | 298.20 |
| 926501 | MISC EMPLOYEE BENEFITS-WELLNESS | - | - | - | - | - | - | - | - | - | - | - | - | - | - |
| 926502 | MISC EMPLOYEE BENEFITS-ACTIVITIES | 819.50 | - | - | 980.97 | - | (27.01) | - | - | 558.30 | - | 854.03 | 102.87 | 3,288.66 | 3,288.66 |
| 926505 | EMPLOYEE RELATIONS | - | - | - | - | - | - | - | - | - | - | - | - | - | - |
| 926600 | TUITION REIMBURSEMENTS | 102.00 | - | - | - | 1,881.00 | 3,800.16 | - | 2,821.00 | - | 1,488.00 | - | - | 10,092.16 | 10,092.16 |
| 926610 | TRAINING EDUCATIONAL SEMINARS | 428.92 | 7,251.27 | 3,868.58 | 10,621.89 | 1,966.00 | 1,442.92 | 2,022.92 | 893.42 | 3,255.42 | 3,275.92 | 4,651.92 | 9,495.92 | 49,175.10 | 49,175.10 |
| 930100 | MEETINGS & CONVENTIONS | 250.00 | - | 4,325.00 | - | 202.06 | 210.00 | 658.20 | 1,950.00 | 3,140.57 | 1,604.99 | 966.83 | 225.00 | 13,532.65 | 13,532.65 |
| 930101 | MEMBERSHIPS | 1,270.99 | 4,694.95 | 2,092.37 | 2,051.87 | 2,305.12 | 2,096.12 | 2,096.12 | 2,696.12 | 2,164.87 | 2,261.12 | 2,121.12 | 2,276.13 | 28,126.90 | 28,126.90 |
| 930200 | PUBLIC RELATIONS | - | 2,640.00 | 701.02 | - | 1,870.01 | 20,860.00 | - | - | - | - | - | 711.69 | 26,782.72 | 26,782.72 |
| 930300 | MEALS | - | - | - | - | - | - | - | 77.73 | - | 80.19 | 217.43 | 63.25 | 438.60 | 438.60 |
| 930410 | CHARITABLE CONTRIBUTIONS | - | - | - | - | - | - | - | - | - | - | - | - | - | - |
| Total of Non RSF backed O&M Expenses - | | | | | | | | | | | | | | | 492,716.30 |

| | | | | | | | | | | | | | |
|--------|-----|------|--------------------------------|-----------|-----------|-----------|-----------|-----------|-----------|------------|-----------|-----------|-----------|
| 623321 | 001 | 7105 | SHAKER HGHTS PUMP STAT: POWER | 324.89 | 311.70 | 329.99 | 177.25 | 208.39 | 90.33 | 93.52 | 81.35 | 92.35 | 86.88 |
| 623351 | 001 | 7105 | BEAVER HOLLOW PUMP ST: SN-PWR | 438.90 | 430.46 | 450.88 | 375.59 | 279.52 | 231.93 | 217.22 | 217.27 | 287.32 | 301.61 |
| 623376 | 001 | 7105 | CLEARWATER EST: RAYMOND: POWER | 1,019.98 | 888.96 | 929.55 | 939.55 | 964.27 | 555.52 | 482.98 | 483.09 | 478.04 | 526.18 |
| 623401 | 001 | 7105 | HARDWOOD PUMP ST: WM - POWER | 1,586.12 | 1,670.51 | 1,691.49 | 1,353.23 | 1,082.59 | 783.04 | 453.23 | 446.92 | 473.44 | 442.53 |
| 623421 | 001 | 7105 | WHITE ROCK PUMP ST:BOW - POWER | 1,313.97 | 1,257.63 | 1,402.71 | 1,268.84 | 1,464.48 | 1,059.76 | 1,134.74 | 947.46 | 932.84 | 882.49 |
| 623441 | 001 | 7105 | ROLLING HILLS PUMP ST:PW -PWR | 72.99 | 92.34 | 46.05 | 54.74 | 57.13 | 55.78 | 54.54 | 56.30 | 58.29 | 55.26 |
| 623471 | 001 | 7105 | GILCREAST BOOSTER STAT:LY-PWR | 52.29 | 46.19 | 46.63 | 48.08 | 62.32 | 64.93 | 45.90 | 47.45 | 45.39 | 44.40 |
| 623501 | 001 | 7105 | SPRINGWOOD HLS PUMP ST:WM -PWR | 396.36 | 355.96 | 371.63 | 399.62 | 589.14 | 502.09 | 500.83 | 490.30 | 567.36 | 550.35 |
| 623551 | 001 | 7105 | DARRAH BOOSTER STAT: LY- POWER | 894.66 | 813.45 | 1,203.72 | 1,278.03 | 1,516.13 | 1,861.03 | 1,826.39 | 1,467.80 | 1,614.18 | 1,368.60 |
| 623621 | 001 | 7105 | COLONIAL DR BOOSTER ST:LF-PWR | 296.92 | 277.69 | 321.93 | 250.72 | 275.29 | 104.67 | 111.03 | 96.76 | 97.44 | 95.07 |
| 623651 | 001 | 7105 | SOUTH RD BOOSTER STAT: LY -PWR | 458.22 | 247.97 | 363.90 | 367.43 | 233.90 | 276.70 | 278.78 | 352.42 | 243.78 | 228.40 |
| 623671 | 001 | 7105 | MEADOWVIEW PUMP STAT: PM - PWR | 983.39 | 1,837.08 | 744.96 | 1,084.09 | 919.80 | 664.69 | 592.32 | 546.04 | 548.72 | 512.28 |
| 623701 | 001 | 7105 | NESENKEAG PUMP STAT: LY -POWER | - | - | - | - | - | - | - | - | - | - |
| 623731 | 001 | 7105 | WESCO BOOSTER STAT: HT - POWER | 703.93 | 867.99 | 785.76 | 506.38 | 435.88 | 434.17 | 391.70 | 428.48 | 445.62 | 402.95 |
| 623751 | 001 | 7105 | ATKINSON PUMP STAT: AN - POWER | 197.64 | 184.33 | 200.18 | 188.64 | 223.08 | 97.08 | 98.69 | 103.56 | 101.31 | 100.26 |
| 623801 | 001 | 7105 | W&E BOOSTER STATION: WM -POWER | 362.46 | 340.60 | 412.66 | 331.11 | 314.87 | 302.49 | 278.57 | 269.29 | 297.79 | 283.78 |
| 623805 | 001 | 7105 | SPRUCE POND PUMP STA: WM - PWR | 1,194.03 | 1,135.26 | 1,238.20 | 1,183.69 | 1,642.71 | 1,189.43 | 1,326.30 | 1,200.27 | 1,094.29 | 513.45 |
| 623811 | 001 | 7105 | LIBERTY TREE PUMP ST: RD-POWER | 750.99 | 655.78 | 631.86 | 690.22 | 612.80 | 554.00 | 555.04 | 512.54 | 596.98 | 516.31 |
| 623816 | 001 | 7105 | GREEN HILLS PUMP ST: RD -POWER | - | - | - | - | - | - | - | - | - | - |
| 623841 | 001 | 7105 | MINISTERIAL HEIGHTS PS:LY -PWR | 514.10 | 512.92 | 420.78 | 484.97 | 353.61 | 438.93 | 420.75 | 420.66 | 415.04 | 339.09 |
| 623851 | 001 | 7105 | PINE HAVEN PUMP ST: LY - POWER | 174.56 | 127.25 | 90.33 | 118.38 | 138.09 | 195.55 | 168.23 | 157.32 | 132.49 | 90.69 |
| 623882 | 001 | 7105 | HARVEST VIL PUMP ST: LY -POWER | 445.83 | 417.11 | 463.68 | 440.21 | 280.25 | 255.96 | 200.10 | 197.19 | 193.90 | 179.37 |
| 623961 | 001 | 7105 | WILLIAMSBURG PUMP ST: PM-POWER | 2,141.43 | 1,952.09 | 1,073.82 | 3,030.70 | 876.60 | 2,140.43 | 1,500.11 | 1,390.38 | 1,447.04 | 1,444.24 |
| 623971 | 001 | 7105 | AVERY PUMP ST: LY - POWER | - | - | - | - | - | - | - | - | - | - |
| 623981 | 001 | 7105 | MAPLE HILLS PUMP ST: DY -POWER | 524.48 | 705.71 | 844.72 | 560.55 | 386.27 | 369.27 | 269.63 | 243.85 | 230.62 | 229.77 |
| 623991 | 001 | 7105 | GAGE HILL PUMP ST: PM - POWER | 659.14 | 327.18 | 166.67 | 273.65 | 358.69 | 353.64 | 321.91 | 272.10 | 225.54 | 249.86 |
| 623993 | 001 | 7105 | NORTHERN SHORES-TILTON: POWER | 428.14 | 479.51 | 387.88 | 280.53 | 161.74 | 70.70 | 75.06 | 63.20 | 66.25 | 92.14 |
| 623994 | 001 | 7105 | WINNISQUAM VILLAGE POWER | 466.05 | 461.93 | 505.39 | 421.41 | 300.67 | 207.41 | 184.56 | 171.71 | 200.43 | 184.28 |
| 623995 | 001 | 7105 | WOOD MEADOWS - POWER | 817.99 | 863.23 | 1,042.26 | 765.85 | 623.64 | 616.04 | 580.85 | 466.23 | 649.06 | 512.97 |
| 623996 | 001 | 7105 | EAST DERRY PUMP ST: DY - POWER | 314.84 | 287.67 | 359.90 | 273.12 | 137.63 | 135.53 | 67.79 | 63.06 | 55.38 | 56.01 |
| 623997 | 001 | 7105 | SKYVIEW ESTATES-PELHAM POWER | 1,395.09 | 867.27 | 509.20 | 865.67 | 777.80 | 513.15 | 516.21 | 535.06 | 551.48 | 570.49 |
| 623998 | 001 | 7105 | MACGREGOR CUT - POWER | 463.69 | 542.32 | 565.33 | 481.23 | 304.03 | 227.13 | 288.01 | 395.41 | 409.86 | 410.80 |
| 623999 | 001 | 7105 | OPER LABOR: TREATMENT PLANT | - | - | - | - | - | - | - | - | - | - |
| 624100 | 001 | 7105 | OPER EXP T PLANT: MAT & EXP | - | - | - | - | - | - | - | - | - | - |
| 626100 | 001 | 7105 | OPER EXP T PLANT: MAT & EXP | - | - | - | 59.31 | (81.38) | 46.97 | - | - | - | 583.41 |
| 626120 | 001 | 7105 | OP EXP-SCADA&ALARM MSTR DIALER | 407.86 | - | - | - | - | - | - | - | - | 405.00 |
| 631100 | 001 | 7105 | MAINT STRUCT: BOOSTER STATION | 435.82 | 332.50 | - | 480.22 | - | 99.98 | - | - | - | 787.36 |
| 631500 | 001 | 7105 | MAINT PUMP EQUIP: LABOR | - | - | - | - | - | - | - | - | - | - |
| 633100 | 001 | 7105 | MAINT PUMP EQUIP: MAT & EXP | - | - | - | - | - | - | - | - | - | - |
| 633105 | 001 | 7105 | MAIN OF STRUCT:BOOSTER STATION | - | 3,599.57 | 5,616.59 | 529.08 | 1,947.20 | - | 2,543.36 | - | 376.75 | 1,046.73 |
| 633140 | 001 | 7105 | MAINT BOOST ST: PHONE | - | - | - | - | - | - | - | - | - | - |
| 633150 | 001 | 7105 | MAINT BOOST ST:GAS/OIL/PROPANE | 5.60 | 123.21 | - | 149.65 | 76.46 | 78.76 | 78.50 | 78.50 | 78.50 | 78.08 |
| 633155 | 001 | 7105 | BOOSTER STATION GENERAL MAINT | 2,337.40 | 3,196.48 | 4,852.54 | 5,575.54 | 3,029.39 | 215.60 | 4,053.00 | 435.12 | 990.84 | 1,307.04 |
| 633199 | 001 | 7105 | W&E PUMP STA: WM | 53,310.10 | 57,419.74 | 58,655.28 | 55,289.52 | 60,281.55 | 82,604.38 | 57,187.25 | 44,015.78 | 59,374.28 | 73,816.26 |
| 633210 | 001 | 7105 | W&E PUMP STA: WM - CHEMICALS | 2,154.76 | 2,168.01 | 2,450.00 | 2,169.07 | 2,643.05 | 2,863.74 | 3,784.44 | 3,535.15 | 3,410.94 | 2,916.60 |
| 633212 | 001 | 7105 | W&E PUMP STA: WM - PROPANE | - | - | - | - | - | - | - | - | - | - |
| 633214 | 001 | 7105 | HARDWOOD PUMP STA: WM | - | - | - | - | - | - | - | - | - | - |
| 633400 | 001 | 7105 | HARVEST VLGE PUMP STA: LY | 900.00 | 900.00 | 900.00 | 600.00 | 465.75 | 1,551.60 | 469.95 | 471.95 | 400.00 | 800.00 |
| 633881 | 001 | 7105 | AVERY PUMP STA: LY - TELEPHONE | - | - | - | - | - | - | - | - | - | - |
| 633973 | 001 | 7105 | CHLORINE: | - | - | - | - | - | - | - | - | - | - |
| 641110 | 001 | 7105 | FERRIC CHLORIDE | 79.00 | 303.48 | 71.20 | 304.74 | 424.82 | 372.52 | 328.27 | 121.47 | 291.44 | 339.98 |
| 641120 | 001 | 7105 | CORROSION INHIBITOR | - | - | - | - | - | 2,450.00 | - | - | - | 210.80 |
| 641160 | 001 | 7105 | MISC TREATMENT CHEMICALS | - | 36.45 | 36.95 | 36.95 | 6,363.40 | 73.91 | (6,289.50) | 73.82 | - | 36.91 |
| 641170 | 001 | 7105 | CARBON DIOXIDE | - | - | - | - | - | - | - | - | - | - |
| 641180 | 001 | 7105 | ARSENIC MEDIA REPLACEMENT | - | - | - | - | - | - | - | - | - | - |
| 641190 | 001 | 7105 | LABORATORY EXPENSE | 9,224.20 | 8,148.63 | - | - | - | - | - | - | 1,400.33 | 6,746.21 |

| | | | | | | | | | | | | | |
|--|-----|------|---------------------------------------|-------------------|-------------------|-------------------|-------------------|-------------------|-------------------|-------------------|-------------------|-------------------|-------------------|
| 641201 | 001 | 7105 | POLYPHOSPHATE | 37.50 | 75.00 | 56.25 | 18.75 | 37.50 | 56.25 | 93.75 | 93.75 | 56.25 | 75.00 |
| 641203 | 001 | 7105 | POT PERM | - | 137.38 | - | 137.38 | - | - | 137.38 | - | 137.45 | - |
| 641205 | 001 | 7105 | SODIUM HYDROXIDE | 68.20 | 1,336.07 | 74.40 | 92.32 | 1,628.45 | 91.38 | 1,572.78 | 92.00 | 73.61 | 1,599.75 |
| 641206 | 001 | 7105 | SALT | 3,710.80 | 873.40 | 1,549.53 | 1,164.14 | 3,691.83 | 904.60 | 1,101.57 | 3,291.50 | 653.33 | 4,629.99 |
| 641210 | 001 | 7105 | SODIUM HEXAMETAPHOSPHATE | - | - | - | - | - | - | - | - | - | - |
| 641212 | 001 | 7105 | POT ASH | - | - | - | - | - | - | - | - | - | - |
| 641213 | 001 | 7105 | SODA ASH | - | - | - | - | - | - | - | - | - | - |
| 641214 | 001 | 7105 | W&E CHEMICALS | - | - | - | - | - | - | - | - | - | - |
| 642200 | 001 | 7105 | LABORATORY EXPENSE | 2,002.98 | 1,893.84 | 1,869.55 | 891.88 | 551.96 | 2,023.43 | 3,224.77 | 2,694.45 | 1,811.92 | 609.04 |
| 642205 | 001 | 7105 | LAB EXPENSE: OUTSIDE TESTING | 9,734.30 | 1,526.20 | 4,193.20 | 6,180.80 | 3,750.20 | 7,596.20 | 11,170.20 | 9,073.60 | 6,164.97 | 5,978.68 |
| 652220 | 001 | 7105 | MAINT PROC EQUIP:SCADA & OTHER | 3,122.94 | 2,195.05 | 2,037.44 | 2,043.53 | 4,905.43 | 2,275.08 | 2,891.68 | 2,463.62 | 2,278.97 | 2,205.62 |
| 652201 | 001 | 7105 | MAINT PROC EQ:TP SLUDGE REMOVE | - | 100.00 | - | - | - | - | - | - | - | - |
| | | | | 205,763.47 | 194,437.42 | 194,021.22 | 190,648.16 | 210,383.25 | 251,957.87 | 246,015.76 | 220,064.57 | 221,854.19 | 232,559.40 |
| Transmission & Distribution Expenses | | | | | | | | | | | | | |
| 660000 | 001 | 7106 | SUPERINTENDENCE: OPERATIONS | - | - | - | - | - | - | - | - | - | - |
| 660001 | 001 | 7106 | BENEFITS: OPERATIONS MANAGER | - | - | - | - | - | - | - | - | - | - |
| 662003 | 001 | 7106 | MISC GENERAL EXP: OPERATIONS | - | - | - | - | - | - | - | - | - | - |
| 662004 | 001 | 7106 | MISC: T&D MATERIAL & SUPPLY | - | - | - | - | - | - | - | - | - | - |
| 663100 | 001 | 7106 | METER OPERATING LABOR & EXP | 3,125.81 | 4,416.92 | 4,990.94 | 4,433.56 | 4,892.75 | 3,601.88 | 3,620.75 | 3,070.10 | 4,250.08 | 4,777.52 |
| 663101 | 001 | 7106 | MOLE: METER REMOVAL | 104.70 | - | 929.41 | 1,673.42 | 1,325.23 | 280.49 | 267.49 | 70.12 | 672.97 | 1,170.21 |
| 664200 | 001 | 7106 | OTHER EXPENSE ON CUST PREMISIS | 151.77 | 1,051.40 | 953.77 | 270.36 | 548.23 | 1,773.66 | 1,148.54 | 818.59 | 165.22 | 367.99 |
| 665100 | 001 | 7106 | SMALL TOOL EXPENSE: NC | - | - | - | - | - | - | - | - | - | - |
| 665250 | 001 | 7106 | TRANS/EXP: MISCELLANEOUS | - | - | - | - | - | - | - | - | - | - |
| 665400 | 001 | 7106 | GASOLINE | - | - | - | - | - | - | - | - | - | - |
| 673001 | 001 | 7106 | MAINT MAINS: REPAIRS | 9,133.30 | 5,860.28 | 1,286.40 | 20,380.88 | 16,597.73 | 11,428.53 | 7,240.85 | 14,849.11 | 8,966.40 | 6,940.61 |
| 673002 | 001 | 7106 | MAINT MAINS: GATE PROGRAM | 1,495.89 | 813.64 | 11,841.47 | 4,475.09 | 2,396.69 | 9,485.54 | 6,115.09 | 28,395.54 | 20,452.39 | 20,451.07 |
| 673003 | 001 | 7106 | MAINT MAINS: FLUSHING | 397.98 | 1,078.25 | 7,771.48 | 54,861.65 | 41,130.65 | 8,806.77 | 1,291.77 | 2,194.41 | 2,984.27 | 3,032.99 |
| 673004 | 001 | 7106 | MAINT GATES: INSPECTION | 1,891.97 | 1,511.83 | 14,753.33 | 4,503.68 | 279.36 | 7,920.38 | 9,029.23 | 7,582.57 | 5,843.54 | 873.20 |
| 673005 | 001 | 7106 | MAINT MAINS: WESCO MASTER METER VAULT | 76.09 | 67.69 | 143.84 | 135.89 | 100.86 | 79.41 | 53.70 | 46.92 | 44.19 | 52.55 |
| 675000 | 001 | 7106 | MAINTENANCE: SERVICES | 5,774.25 | 15,713.88 | 11,831.93 | 13,453.28 | 7,455.06 | 22,916.90 | 24,446.43 | 20,463.31 | 7,791.09 | 15,386.50 |
| 676000 | 001 | 7106 | MAINTENANCE: METERS | 536.47 | 838.24 | 1,616.89 | 531.25 | 391.00 | 12,193.82 | 6,652.90 | 8,041.57 | 6,014.80 | 1,684.57 |
| 677000 | 001 | 7106 | MAINTENANCE: HYDRANTS | - | - | - | - | - | - | - | - | - | - |
| 677001 | 001 | 7106 | MAINTENANCE: HYDRANTS-REPAIRS | - | 16,048.60 | 3,614.39 | 1,213.34 | 502.66 | 1,446.02 | - | 1,045.58 | - | 3,008.36 |
| 677002 | 001 | 7106 | MAINTENANCE: HYDRANTS-PAINTING | - | - | - | - | - | - | - | - | - | - |
| 677003 | 001 | 7106 | MAINTENANCE: HYDRANTS-INSPECTN | 3,315.86 | 3,909.89 | - | - | - | 736.88 | 1,051.85 | 989.01 | 5,841.61 | 9,965.70 |
| 678000 | 001 | 7106 | MONITOR CONTRACTORS MARKING | 2,667.01 | 1,947.45 | 6,277.34 | 9,070.88 | 11,580.59 | 10,691.59 | 11,108.60 | 11,631.25 | 9,222.01 | 8,611.92 |
| | | | | 28,671.10 | 53,258.07 | 66,011.19 | 115,003.28 | 87,200.81 | 91,361.87 | 72,027.20 | 99,198.08 | 72,248.57 | 76,323.19 |
| Customer Accounts & Collection Expenses | | | | | | | | | | | | | |
| 902000 | 001 | 7108 | CUSTOMER ORDS: COLLECTIONS | - | - | - | - | - | - | - | - | - | - |
| 903000 | 001 | 7108 | CUSTOMER ORDS: COLLECTIONS | - | - | - | 4,180.89 | 2,335.42 | 2,888.49 | 3,167.76 | 1,999.81 | 213.12 | - |
| 902001 | 001 | 7108 | METER READING | 2,785.23 | 4,109.14 | 2,719.93 | 2,112.65 | 2,548.11 | 2,501.91 | 2,156.42 | 4,736.02 | 1,634.84 | 3,311.91 |
| 902098 | 001 | 7108 | METER READING: TRANSFERS | 1,703.39 | 913.21 | 2,121.55 | 1,901.04 | 1,834.17 | 2,637.38 | 3,447.43 | 2,606.40 | 2,978.29 | 2,057.61 |
| 902099 | 001 | 7108 | METER READING: EXCEPTIONS | 1,462.45 | - | 441.46 | 1,222.45 | 714.13 | 1,012.25 | 458.81 | 511.60 | 859.11 | 947.06 |
| 902100 | 001 | 7108 | BILLING & ACCOUNTING | - | - | - | - | - | - | - | - | - | - |
| 903100 | 001 | 7108 | BILLING & ACCOUNTING | 6,311.47 | 7,327.12 | 2,722.89 | 11,509.35 | 2,740.49 | 8,042.84 | 11,907.82 | 2,992.38 | 12,873.88 | 7,577.88 |
| 930200 | 001 | 7108 | PUBLIC RELATIONS | - | - | 5,393.31 | 193.94 | 3,954.60 | - | - | - | 2,145.26 | - |
| 902400 | 001 | 7108 | WATER BAN | - | - | - | - | 2,921.01 | 2,347.48 | 418.46 | 140.25 | - | - |
| 904000 | 001 | 7108 | UNCOLLECTABLE ACCOUNTS | 695.58 | 79.34 | 177.72 | - | 3,947.86 | 2,594.70 | (633.99) | 321.94 | 365.54 | 491.87 |
| | | | | 12,958.12 | 12,428.81 | 13,576.86 | 21,120.32 | 20,995.79 | 22,025.05 | 20,922.71 | 13,308.40 | 21,070.04 | 14,386.33 |
| Administrative and General Expense | | | | | | | | | | | | | |
| 921000 | 001 | 7109 | OFFICE SUPPLIES & EXPENSE | 67.50 | 32.11 | 53.33 | 340.99 | 38.23 | 521.47 | 42.20 | 26.30 | 77.07 | 63.01 |
| 921160 | 001 | 7109 | OFFICE SUP & EXP: PHONE-NC | 87.08 | 86.94 | 86.94 | 86.99 | 86.99 | 86.99 | 86.95 | 87.36 | 86.83 | 86.73 |
| 923000 | 001 | 7109 | OUTSIDE SERVICES | 2,925.92 | 759.00 | 2,563.50 | 4,367.50 | 12.00 | 693.00 | 780.00 | 1,136.20 | 1,819.50 | 3,847.55 |

| | | | | | | | | | | | | | |
|--------|-----|-----------|---|-------------------|--------------------|-------------------|--------------------|-------------------|-------------------|-------------------|-------------------|-------------------|-------------------|
| 924000 | 001 | 7109 | INSURANCE EXPENSE | 10,616.86 | 11,031.12 | (7,242.31) | 7,098.77 | 9,923.93 | 9,923.93 | 9,923.93 | 9,923.93 | 9,923.97 | 9,890.60 |
| 928000 | 001 | 7109 | REGULATORY COMMISSION EXPENSE | 2,931.00 | 6,822.00 | - | 2,931.00 | 2,931.00 | 2,931.00 | 2,931.00 | 2,931.00 | 2,931.00 | 2,931.00 |
| 930102 | 001 | 7109 | LICENSING FEES | 974.17 | 974.17 | 974.17 | 974.17 | 974.17 | 974.13 | 974.13 | 974.21 | 1,011.67 | 986.67 |
| 930200 | 001 | 7109 | PUBLIC RELATIONS | - | 290.70 | 322.20 | 902.94 | 823.38 | 25.08 | 92.64 | 120.60 | 85.20 | - |
| 930300 | 001 | 7109 | MEALS | - | - | - | - | - | - | - | - | - | - |
| 930400 | 001 | 7109 | MISCELLANEOUS GENERAL EXPENSE | 0.02 | - | 116.66 | - | - | - | - | - | - | - |
| 930401 | 001 | 7109 | MISC GEN EXP:UNREALIZED ACQUIS | - | - | - | - | - | - | - | - | - | - |
| 930410 | 001 | 7109 | CHARITABLE CONTRIBUTIONS | - | - | - | - | - | - | - | - | - | - |
| 950500 | 001 | 7109 | MAINTENANCE:COMPUTER EQUIPMENT | - | - | - | - | - | - | - | - | - | - |
| | | | | 17,602.55 | 19,996.04 | (3,125.51) | 16,702.36 | 14,789.70 | 15,155.60 | 14,830.85 | 15,199.60 | 15,935.24 | 17,805.56 |
| | | | Inter Div Management Fee | | | | | | | | | | |
| 930500 | 001 | 7100 | INTERCOMPANY MGMT FEE: PCP | 4,738.00 | 4,818.00 | 6,547.00 | 6,292.00 | 5,092.00 | 6,191.00 | 5,344.00 | 4,871.00 | 2,313.00 | 5,408.00 |
| 930510 | 001 | 7100 | INTERCO MGMT FEE: PWW | 217,912.00 | 210,917.00 | 221,400.00 | 234,600.00 | 207,799.00 | 236,108.00 | 206,325.00 | 205,414.00 | 217,220.00 | 232,524.00 |
| 930520 | 001 | 7100 | INTERCO MGT:INSIDE GEN COUNSEL | - | - | - | - | - | - | - | - | - | - |
| | | | Total Operating Expenses | 487,645.24 | 495,855.34 | 498,430.76 | 584,366.12 | 546,260.55 | 622,799.39 | 565,465.52 | 558,055.65 | 550,641.04 | 579,006.48 |
| | | | Depreciation Expense | | | | | | | | | | |
| 403000 | 001 | 7100 | DEPRECIATION EXPENSE | 139,162.53 | 139,922.73 | 140,613.38 | 139,753.19 | 139,851.10 | 140,154.39 | 139,697.60 | 139,731.14 | 139,578.58 | 139,933.08 |
| 406100 | 001 | 7100 | AMORT OF ACQUISITION ADJUSTMENT | (14,165.41) | (14,165.41) | (14,165.40) | (14,165.41) | (14,165.41) | (14,165.40) | (14,165.41) | (14,165.40) | (14,165.40) | (14,165.41) |
| 406101 | 001 | 7100 | AMORT OF WESCO ACQ ADJ | (9.59) | (9.59) | (9.59) | (9.59) | (9.59) | (9.59) | (9.59) | (9.59) | (9.59) | (9.59) |
| 406102 | 001 | 7100 | AMORT OF CASTLE REACH ACQ ADJ | (474.65) | (474.65) | (474.65) | (474.65) | (474.65) | (474.65) | (474.65) | (474.65) | (474.65) | (474.65) |
| 406103 | 001 | 7100 | AMORT OF WHITE ROCK ACQ ADJ | (529.59) | (529.60) | (529.59) | (529.60) | (529.59) | (529.60) | (529.59) | (529.60) | (529.59) | (529.60) |
| 406104 | 001 | 7100 | AMORT OF LAMPLIGHTER ACQ ADJ | (471.32) | (471.33) | (471.32) | (471.32) | (471.31) | (471.32) | (471.31) | (471.32) | (471.31) | (471.32) |
| 406105 | 001 | 7100 | AMORT FLETCHERS CORNER ACQ ADJ | (548.34) | (548.34) | (548.34) | (548.33) | (548.33) | (548.33) | (548.33) | (548.33) | (548.33) | (548.33) |
| | | | | 122,963.63 | 123,723.81 | 124,414.49 | 123,554.29 | 123,652.22 | 123,955.50 | 123,498.72 | 123,532.25 | 123,379.71 | 123,734.18 |
| | | | Amortization Expense: CIAC | | | | | | | | | | |
| 405300 | 001 | 7000:7100 | AMORTIZATION EXPENSE: CIAC | (42,385.69) | (42,549.95) | (42,182.80) | (42,347.22) | (42,359.82) | (42,410.01) | (42,417.78) | (42,439.70) | (42,452.16) | (42,465.25) |
| | | | Amortization Expense | | | | | | | | | | |
| 407320 | 001 | 7100 | AMORT EXP - DEFERRED CHARGES | 4,960.17 | 4,960.19 | 4,960.23 | 4,960.18 | 4,960.15 | 4,960.24 | 4,960.20 | 4,960.18 | 4,960.24 | 4,960.17 |
| 407100 | 001 | 7100 | AMORT: ACQUISITION PREMIUM | 18,307.82 | 18,828.74 | 18,828.74 | 18,828.75 | 18,828.74 | 18,828.83 | 18,828.74 | 18,828.75 | 18,828.74 | 18,828.74 |
| | | | Taxes Other than Income Tax | | | | | | | | | | |
| 408110 | 001 | 7000:7100 | LOCAL PROPERTY TAXES | 81,519.64 | 81,511.32 | 81,484.32 | 93,449.97 | 93,449.97 | 113,922.90 | 78,116.95 | 110,568.95 | 94,342.94 | 94,342.95 |
| 408130 | 001 | 7000:7100 | NH BET TAXES | - | - | - | - | - | - | - | - | - | - |
| 414000 | 001 | 7100 | GAIN FROM FORGIVENESS SRF DEBT | (2,059.04) | (2,059.04) | (2,059.04) | (2,059.04) | (2,059.04) | (2,059.04) | (2,059.04) | (2,059.04) | (2,059.04) | (2,059.04) |
| | | | Income Tax | | | | | | | | | | |
| 409102 | 001 | 7100 | PROV/FED INC TAX/CURRENT | 1,768.82 | 33,024.48 | (4,718.15) | (11,694.55) | 13,681.39 | 46,252.30 | 24,090.25 | 14,399.91 | 24,471.01 | 9,907.43 |
| 409113 | 001 | 7100 | PROVS FOR NH BUS PRFTS TAX CUR | 702.68 | 13,119.15 | (1,874.32) | (4,645.72) | 5,435.01 | 18,373.97 | 9,569.98 | 5,720.44 | 9,721.24 | 3,935.78 |
| 410102 | 001 | 7100 | PROV FEDL INCOME TAX DEFERRED | - | - | - | - | - | - | - | - | - | - |
| 410113 | 001 | 7100 | PROV NH INCOME TAX DEFERRED | - | - | - | - | - | - | - | - | - | - |
| | | | | 2,471.50 | 46,143.63 | (6,592.47) | (16,340.27) | 19,116.40 | 64,626.27 | 33,660.23 | 20,120.35 | 34,192.25 | 13,843.21 |
| | | | Total Operating Deducts | 673,423.27 | 726,414.04 | 677,284.23 | 764,412.78 | 761,849.17 | 904,624.08 | 780,053.54 | 791,567.39 | 781,833.72 | 790,191.44 |
| | | | Net Operating Income | 8,210.35 | (65,287.84) | 24,313.86 | (89,840.34) | 102,990.61 | 187,069.11 | 137,761.35 | 92,771.49 | 140,684.78 | 82,565.03 |
| | | | Non-Operating Revenue Deductions | | | | | | | | | | |
| 421000 | 001 | 7100 | MISC NON-OPERATING INCOME(EXP) | - | - | - | - | - | - | - | - | - | - |
| 426001 | 001 | 7100 | MISCELLANEOUS NON-UTILITY EXP | - | - | - | - | - | - | - | - | - | - |
| 420000 | 001 | 7100 | AFUDC-INTEREST(DEBT) COMPONENT | - | - | - | - | - | - | - | - | - | - |

| | | | | | | | | | | | | | |
|------------------------------------|-----|-----------|------------------------------|--------------------|---------------------|---------------------|---------------------|---------------------|---------------------|---------------------|--------------------|--------------------|------------------|
| 420100 | 001 | 7100 | AFUDC - EQUITY COMPONENT | - | - | - | - | - | - | - | - | - | |
| Interest Expense | | | | | | | | | | | | | |
| 427300 | 001 | 7000:7100 | INTEREST EXP: BONDS & NOTES | 60,217.58 | 58,832.38 | 57,442.99 | (34,291.32) | 61,935.87 | 59,843.24 | 59,287.92 | 58,892.59 | 59,565.67 | 58,635.11 |
| 427200 | 001 | 7000:7100 | LINE OF CREDIT INTEREST | 1,124.89 | 1,487.35 | 2,128.12 | 2,059.55 | 2,146.88 | 2,052.71 | 2,100.72 | 2,097.31 | 2,042.30 | 255.71 |
| 428000 | 001 | 7100 | AMORTIZATION OF DEBT EXPENSE | 1,842.41 | 1,778.17 | 1,778.17 | 1,778.17 | 1,778.17 | 1,780.41 | 1,789.82 | 1,789.82 | 1,789.82 | 1,801.02 |
| 419000 | 001 | 7100 | INTEREST INCOME | - | - | - | - | - | - | - | - | - | - |
| 427115 | 001 | 7100 | INTERCOMPANY INTEREST | 8,531.34 | 8,345.60 | 8,310.79 | 8,317.67 | 8,302.76 | 8,329.97 | 8,376.31 | 8,372.35 | 8,348.81 | 8,329.78 |
| 427500 | 001 | 7100 | INTEREST - OTHER | - | - | - | - | - | - | - | - | - | - |
| Total Interest | | | | 71,716.22 | 70,443.50 | 69,660.07 | (22,135.93) | 74,163.68 | 72,006.33 | 71,554.77 | 71,152.07 | 71,746.60 | 69,021.62 |
| Net Income Before Dividends | | | | (63,505.87) | (135,731.34) | (45,346.21) | (67,704.41) | 28,826.93 | 115,062.78 | 66,206.58 | 21,619.42 | 68,938.18 | 13,543.41 |
| Net Income (Or Loss) - YTD | | | | (63,505.87) | (199,237.21) | (244,583.42) | (312,287.83) | (283,460.90) | (168,398.12) | (102,191.54) | (80,572.12) | (11,633.94) | 1,909.47 |
| Net Income (Or Loss) - MTD | | | | (63,505.87) | (135,731.34) | (45,346.21) | (67,704.41) | 28,826.93 | 115,062.78 | 66,206.58 | 21,619.42 | 68,938.18 | 13,543.41 |

| | 11 | 12 | 12 |
|--|---------------------|---------------------|-----------------------|
| | Nov-21 | Dec-21 | Total |
| | (14,916.31) | (14,919.14) | (181,321) |
| | (77,192.43) | (77,192.43) | (926,309) |
| | 77,192.43 | 77,192.43 | 926,309 |
| | (639,148.97) | (602,751.53) | (7,932,241) |
| | - | - | - |
| | 7,308.00 | (28,391.00) | (125,293) |
| | - | - | - |
| | - | - | - |
| | - | - | - |
| | - | - | (202,801) |
| | (124,301.91) | (124,288.76) | (1,352,161) |
| | (771,059.19) | (770,350.43) | (9,793,817.68) |
| | (2,096.00) | (1,872.00) | (24,452) |
| | 773,155.19 | 772,222.43 | 9,818,269.68 |
| | 459.88 | 1,723.30 | 32,525 |
| | 20,834.16 | 25,656.09 | 349,488 |
| | 30,438.91 | 27,515.71 | 391,926 |
| | 976.24 | 963.82 | 13,196 |
| | 5,023.67 | 3,877.67 | 49,871 |
| | 4,740.84 | 4,701.87 | 63,094 |
| | 3,361.76 | 3,412.10 | 22,425 |
| | 2,435.70 | 2,065.94 | 46,343 |
| | 1,299.15 | 298.12 | 12,838 |
| | 377.16 | 455.11 | 5,097 |
| | (132.60) | (132.60) | 51,112 |
| | 3,082.24 | 3,082.24 | 47,550 |
| | (324.18) | (1,034.35) | 23,209 |
| | 2,492.59 | 5,883.34 | 59,187 |
| | - | - | 9,205 |
| | - | - | - |
| | - | - | - |
| | 2,425.59 | 1,767.00 | 30,516 |
| | 1,493.04 | 1,925.10 | 18,283 |
| | 457.98 | 578.74 | 5,852 |
| | 616.55 | 1,350.10 | 7,727 |
| | 1,005.84 | 732.80 | 9,134 |
| | 80.12 | 192.96 | 1,375 |
| | 486.66 | 708.02 | 5,353 |
| | 3,150.98 | 4,342.89 | 39,124 |
| | 302.55 | 492.15 | 4,281 |
| | 319.73 | 755.20 | 6,865 |
| | 813.19 | 928.03 | 10,365 |
| | 699.11 | 477.28 | 5,626 |
| | 869.27 | 1,488.58 | 13,589 |
| | - | - | - |
| | 519.89 | 708.47 | 8,947 |

| | | |
|-----------|-----------|---------|
| 88.79 | 326.94 | 2,212 |
| 221.64 | 971.86 | 4,424 |
| 810.31 | 965.21 | 9,044 |
| 902.36 | 1,377.57 | 12,263 |
| 1,183.37 | 2,310.64 | 15,159 |
| 53.58 | 58.69 | 716 |
| 45.25 | 45.53 | 594 |
| 539.04 | 537.02 | 5,800 |
| 1,340.40 | 936.73 | 16,121 |
| 105.83 | 222.50 | 2,256 |
| 194.84 | 260.31 | 3,507 |
| 859.78 | 843.73 | 10,137 |
| - | - | - |
| 393.83 | 559.15 | 6,356 |
| 145.04 | 196.81 | 1,837 |
| 301.70 | 479.46 | 3,975 |
| 1,029.11 | 612.37 | 13,359 |
| 814.81 | 1,299.46 | 8,191 |
| - | - | - |
| 318.11 | 443.69 | 5,083 |
| 74.18 | 82.38 | 1,549 |
| 255.15 | 432.79 | 3,762 |
| 1,442.16 | 1,961.26 | 20,400 |
| - | - | - |
| 444.02 | 265.27 | 5,074 |
| 279.30 | 236.05 | 3,724 |
| 175.64 | 410.04 | 2,691 |
| 316.48 | 451.07 | 3,871 |
| 472.79 | 656.08 | 8,067 |
| 97.87 | 313.44 | 2,162 |
| 993.24 | 857.53 | 8,952 |
| 344.30 | 463.63 | 4,896 |
| - | - | - |
| - | - | - |
| - | 549.18 | 1,157 |
| - | - | 813 |
| 133.82 | 1,743.29 | 4,013 |
| - | 1,156.39 | 1,156 |
| - | - | - |
| 2,502.17 | 2,431.57 | 20,593 |
| - | - | - |
| 78.10 | 78.07 | 903 |
| 5,299.86 | 5,343.53 | 36,636 |
| 57,811.60 | 55,930.69 | 715,696 |
| 7,210.46 | 3,874.62 | 39,181 |
| - | - | - |
| - | - | - |
| 300.00 | 300.00 | 8,059 |
| - | - | - |
| - | - | - |
| 394.57 | 342.02 | 3,374 |
| - | - | 2,661 |
| 36.91 | 37.06 | 443 |
| - | 640.64 | 641 |
| - | - | - |
| - | - | 25,519 |

| | | |
|-------------------|-------------------|---------------------|
| 37.50 | 75.00 | 713 |
| - | - | 550 |
| 73.60 | 104.19 | 6,807 |
| 753.84 | 1,935.18 | 24,260 |
| - | - | - |
| - | - | - |
| - | - | - |
| - | - | - |
| 1,664.60 | 1,688.56 | 20,927 |
| 7,186.20 | 7,027.60 | 79,582 |
| 3,333.20 | 3,627.50 | 33,380 |
| - | - | 100 |
| 189,365.37 | 200,377.98 | 2,557,448.66 |

| | | |
|------------------|------------------|-------------------|
| - | - | - |
| - | - | - |
| - | - | - |
| - | - | - |
| 8,241.71 | 6,295.59 | 55,718 |
| 1,930.14 | 658.93 | 9,083 |
| 278.28 | 777.02 | 8,305 |
| - | - | - |
| - | - | - |
| 5,287.19 | 14,635.53 | 122,607 |
| 2,279.48 | (13,241.43) | 94,960 |
| 691.85 | 6,811.67 | 131,054 |
| - | - | 54,189 |
| 80.83 | 102.75 | 985 |
| 16,996.02 | 23,104.76 | 185,333 |
| 795.71 | 1,208.06 | 40,505 |
| - | - | - |
| 8,004.93 | 2,584.94 | 37,469 |
| - | - | - |
| 5,226.67 | 569.08 | 31,607 |
| 3,258.09 | 1,614.48 | 87,681 |
| 53,070.90 | 45,121.38 | 859,495.64 |

| | | |
|------------------|------------------|-------------------|
| - | - | - |
| - | - | 14,785 |
| 4,386.96 | 1,852.56 | 34,856 |
| 2,739.80 | 2,013.51 | 26,954 |
| 1,144.82 | 1,461.57 | 10,236 |
| - | - | - |
| 7,199.52 | 7,706.20 | 88,912 |
| - | 2,000.37 | 13,687 |
| - | - | 5,827 |
| 209.02 | 296.33 | 8,546 |
| 15,680.12 | 15,330.54 | 203,803.09 |

| | | |
|----------|----------|--------|
| 33.99 | 128.62 | 1,425 |
| 86.86 | 86.72 | 1,043 |
| 6,291.32 | 4,401.30 | 29,597 |

| | | |
|-------------------|--------------------|-------------------|
| 9,890.68 | 9,890.62 | 100,796 |
| 4,260.00 | 4,299.00 | 38,829 |
| 986.67 | 986.67 | 11,765 |
| - | - | 2,663 |
| - | - | - |
| - | (4,617.79) | (4,501) |
| - | - | - |
| - | - | - |
| - | - | - |
| 21,549.52 | 15,175.14 | 181,616.65 |
| 5,382.00 | 3,738.00 | 60,734 |
| 235,007.00 | 163,743.00 | 2,588,969 |
| - | - | - |
| - | - | - |
| 520,054.91 | 443,486.04 | 6,248,264 |
| - | - | - |
| 140,101.71 | 148,627.67 | 1,687,127 |
| (14,165.41) | (14,165.40) | (169,985) |
| (9.59) | (9.59) | (115) |
| (474.65) | (474.65) | (5,696) |
| (529.59) | (529.60) | (6,355) |
| (471.31) | (471.32) | (5,656) |
| (548.33) | (548.33) | (6,580) |
| 123,902.83 | 132,428.78 | 1,492,740 |
| (42,483.90) | (45,238.93) | (511,733) |
| 4,960.16 | 5,418.23 | 59,980 |
| 18,828.84 | 18,828.74 | 225,424 |
| 118,387.17 | 94,903.66 | 1,136,001 |
| - | 4,382.00 | 4,382 |
| (3,954.00) | (3,954.00) | (28,498) |
| (3,362.14) | (279,740.75) | (131,920) |
| (1,335.63) | (120,422.58) | (61,700) |
| - | 294,060.00 | 294,060 |
| - | 84,462.00 | 84,462 |
| (4,697.77) | (21,641.33) | 184,902.00 |
| 734,998.24 | 628,613.19 | 9,010,883 |
| 38,156.95 | 143,609.24 | 803,005 |
| - | - | - |
| - | - | - |
| - | - | - |

| | | |
|---------------------------|-------------------------|-------------------|
| - | - | - |
| 62,667.07 | 61,743.47 | 624,773 |
| 784.45 | 1,102.93 | 19,383 |
| 1,825.08 | 1,855.56 | 21,587 |
| - | - | - |
| 8,090.79 | 7,888.80 | 99,545 |
| - | - | - |
| 73,367.39 | 72,590.76 | 765,287.08 |
| (35,210.44) | 71,018.48 | 37,717.51 |
| <u>(33,300.97)</u> | <u>37,717.51</u> | |
| <u>(35,210.44)</u> | <u>71,018.48</u> | |

| | | | 1 | 2 | 3 | 4 | 5 | 6 | 7 | 8 | 9 | 10 | |
|--------------------------------|-----|------|---------------------------------|---------------------|---------------------|---------------------|---------------------|---------------------|-----------------------|---------------------|---------------------|---------------------|---------------------|
| | | | Jan-21 | Feb-21 | Mar-21 | Apr-21 | May-21 | Jun-21 | Jul-21 | Aug-21 | Sep-21 | Oct-21 | |
| Water Sales | | | | | | | | | | | | | |
| 460100 | 001 | 7100 | WATER SLS:BILLED CAP REC SURCG | (15,179.36) | (15,164.82) | (15,165.24) | (15,193.43) | (15,160.24) | (15,145.59) | (15,189.41) | (15,172.57) | (15,210.92) | (14,904.02) |
| 460200 | 001 | 7100 | CBFRR REVENUES | (77,192.43) | (77,192.43) | (77,192.43) | (77,192.43) | (77,192.43) | (77,192.43) | (77,192.43) | (77,192.43) | (77,192.43) | (77,192.43) |
| 460998 | 001 | 7100 | CBFRR REVENUES - CONTRA | 77,192.43 | 77,192.43 | 77,192.43 | 77,192.43 | 77,192.43 | 77,192.43 | 77,192.43 | 77,192.43 | 77,192.43 | 77,192.43 |
| 461000 | 001 | 7100 | WATER SALES: BILLED REVENUE | (595,762.44) | (517,208.02) | (516,054.33) | (603,551.33) | (570,927.43) | (743,813.29) | (920,030.50) | (672,234.68) | (688,037.61) | (862,721.16) |
| 461001 | 001 | 7100 | WATER SALES BILLED RECOUPMENT | - | - | - | - | - | - | - | - | - | - |
| 461100 | 001 | 7100 | WATER SALES: UNBILLED REVENUE | 59,568.00 | (1,647.00) | (42,984.00) | 74,627.00 | (147,624.00) | (190,729.00) | 160,227.00 | (62,886.00) | (84,058.00) | 131,296.00 |
| 461200 | 001 | 7100 | WATER SALES-UNBILLED RECOUPMNT | - | - | - | - | - | - | - | - | - | - |
| 461300 | 001 | 7100 | WATER SLS:UNBIL CAP REC RECOUP | - | - | - | - | - | - | - | - | - | - |
| 461400 | 001 | 7100 | WATER SLS:BILLED CAP REC RECOUP | - | - | - | - | - | - | - | - | - | - |
| 471100 | 001 | 7100 | QCPAC SURCHARGE REVENUE | (20,975.83) | (18,633.77) | (18,610.48) | (21,235.65) | (20,229.07) | (25,540.27) | (30,612.92) | (23,243.55) | (23,715.21) | (4.49) |
| 462000 | 001 | 7100 | FIRE PROTECTION REVENUE | (107,633.99) | (107,563.59) | (107,598.04) | (107,632.03) | (107,713.04) | (114,031.04) | (109,054.06) | (109,011.08) | (109,023.76) | (124,309.80) |
| | | | | (679,983.62) | (660,217.20) | (700,412.09) | (672,985.44) | (861,653.78) | (1,089,259.19) | (914,659.89) | (882,547.88) | (920,045.50) | (870,643.47) |
| Other Operating Revenue | | | | | | | | | | | | | |
| 471300 | 001 | 7100 | MISC OPERATING REVENUE | (1,650.00) | (909.00) | (1,186.00) | (1,587.00) | (3,186.00) | (2,434.00) | (3,155.00) | (1,791.00) | (2,473.00) | (2,113.00) |
| | | | Total Revenues | 681,633.62 | 661,126.20 | 701,598.09 | 674,572.44 | 864,839.78 | 1,091,693.19 | 917,814.89 | 884,338.88 | 922,518.50 | 872,756.47 |
| Production Expenses | | | | | | | | | | | | | |
| 601100 | 001 | 7105 | OTHER PRODUCTION LABOR | 3,319.01 | 4,890.55 | 503.36 | 1,552.08 | 2,021.40 | 6,153.69 | 5,211.90 | 5,945.02 | 284.95 | 459.88 |
| 602100 | 001 | 7105 | PURCH WATER: INTERCONNECT | 21,521.90 | 17,070.28 | 20,003.23 | 23,249.37 | 25,235.67 | 33,409.49 | 46,838.11 | 39,645.65 | 39,335.23 | 36,689.04 |
| 602200 | 001 | 7105 | PURCH WATER: COHAS | 25,039.17 | 24,723.77 | 24,723.77 | 1,883.73 | 26,300.77 | 36,235.87 | 43,805.47 | 72,165.01 | 37,339.77 | 41,754.33 |
| 602205 | 001 | 7105 | PURCH WATER: SMYTHE WOODS | 803.23 | 815.29 | 863.53 | 960.01 | 2,109.35 | 1,080.61 | 1,321.81 | 1,140.91 | 1,032.37 | 1,128.85 |
| 602300 | 001 | 7105 | PURCHASED WATER: BIRCH HILL | 4,927.67 | 2,896.67 | 4,729.67 | 2,485.67 | 3,667.67 | 5,248.67 | 4,852.67 | 4,174.67 | 6,676.67 | 1,309.67 |
| 602450 | 001 | 7105 | PURCH WATER: BROOK PARK | 3,592.76 | 3,526.52 | 3,458.71 | 3,643.22 | 3,963.35 | 6,084.42 | 7,863.27 | 7,724.50 | 7,633.03 | 6,161.69 |
| 602500 | 001 | 7105 | PURCH WATER: SPRINGWOOD | 1,515.57 | 1,460.37 | 1,395.72 | 1,122.89 | 679.76 | 1,171.78 | 1,334.21 | 755.45 | 2,051.75 | 4,163.35 |
| 602600 | 001 | 7105 | PURCH WATER: HUDSON | 5,436.51 | 4,605.80 | 4,605.80 | 5,664.13 | 4,648.66 | 4,648.66 | 5,664.13 | 2,435.70 | 2,065.94 | 2,065.94 |
| 602650 | 001 | 7105 | PURCH WATER: SOUTH RD: LY | 262.76 | 262.76 | 411.33 | 23,776.10 | 305.26 | 277.45 | 8.00 | (23,462.84) | 8,100.55 | 1,299.15 |
| 602700 | 001 | 7105 | PURCH WATER: PINE CREEK-LITCH | 457.68 | 443.49 | 426.14 | 419.83 | 413.52 | 424.56 | 426.14 | 435.60 | 402.48 | 415.10 |
| 602730 | 001 | 7105 | PURCH WATER: WESCO | 5,136.69 | 5,136.69 | 5,136.69 | 4,631.40 | 4,631.40 | 4,631.40 | 7,401.95 | 7,401.95 | 7,401.95 | (132.60) |
| 602815 | 001 | 7105 | PURCH WATER: GREENHILLS | 3,773.39 | 3,230.34 | 3,227.05 | 3,984.03 | 3,309.33 | 3,766.81 | 4,991.13 | 3,259.96 | 3,437.69 | 8,405.37 |
| 602860 | 001 | 7105 | PURCH WATER: SETTLERS LN(OKWD) | 2,308.46 | 2,308.46 | 2,864.95 | 2,864.95 | 2,864.95 | 6,334.70 | 2,834.70 | 2,834.70 | (324.18) | (324.18) |
| 602880 | 001 | 7105 | PURCHASED WATER: MAPLE HILLS | 5,488.25 | 5,488.25 | 6,085.99 | 6,085.99 | 6,085.99 | 7,530.47 | 4,530.47 | 4,530.47 | 2,492.59 | 2,492.59 |
| 602900 | 001 | 7105 | PURCH WATER: FRANCOUER TRUCKIN | - | - | 820.00 | - | 6,145.00 | 2,865.00 | (625.00) | - | - | - |
| 610200 | 001 | 7105 | SALARIES - WTP | - | - | - | - | - | - | - | - | - | - |
| 610201 | 001 | 7105 | BENEFITS - WTP | - | - | - | - | - | - | - | - | - | - |
| 623201 | 001 | 7105 | COHAS PUMP STAT: LY - POWER | 1,775.29 | 1,885.59 | 2,038.19 | 2,224.45 | 1,782.39 | 3,611.88 | 3,483.00 | 3,669.24 | 3,022.33 | 2,830.66 |
| 623211 | 001 | 7105 | W&E PUMP STATION: WM - POWER | 1,518.89 | 1,301.06 | 1,495.34 | 1,398.81 | 1,658.65 | 1,803.73 | 1,563.92 | 873.54 | 1,897.17 | 1,354.08 |
| 623220 | 001 | 7105 | STONE SLED BOOST: BOW - POWER | 656.93 | 531.82 | 493.26 | 419.71 | 434.35 | 523.65 | 456.03 | 448.70 | 454.08 | 396.75 |
| 623225 | 001 | 7105 | STONE RDG BOOSTER:EXETER-POWER | 738.68 | 698.21 | 819.43 | 796.61 | 594.73 | 491.09 | 402.99 | 395.66 | 422.26 | 401.15 |
| 623231 | 001 | 7105 | CASTLE REACH PUMP ST:WM -POWER | 1,081.13 | 943.16 | 864.92 | 787.36 | 634.63 | 292.94 | 1,058.40 | 419.54 | 1,024.55 | 289.05 |
| 623241 | 001 | 7105 | FOREST HILLS PUMP ST: LY-POWER | 148.55 | 126.19 | 135.27 | 91.08 | 79.41 | 112.02 | 116.42 | 95.40 | 100.86 | 97.08 |
| 623245 | 001 | 7105 | DANIELS LAKE: POWER | 556.50 | 610.20 | 680.26 | 479.32 | 281.57 | 342.81 | 348.86 | 320.70 | 285.15 | 252.60 |
| 623250 | 001 | 7105 | POWER PURCHASED: LOCKE LAKE | 3,899.91 | 3,442.92 | 3,038.42 | 3,185.79 | 2,782.79 | 3,356.53 | 3,126.75 | 2,947.86 | 3,163.32 | 2,686.30 |
| 623251 | 001 | 7105 | POWER PURCHASED: BIRCH HILL | 508.23 | 442.80 | 487.01 | 471.05 | 406.84 | 278.67 | 226.36 | 233.93 | 233.07 | 198.57 |
| 623252 | 001 | 7105 | POWER PURCHASED: MIDDLETON | 839.52 | 780.14 | 838.07 | 856.90 | 716.45 | 508.27 | 422.07 | 294.61 | 258.08 | 276.14 |
| 623261 | 001 | 7105 | LAMPLIGHTER PUMP ST: WM -POWER | 914.54 | 781.01 | 877.38 | 361.61 | 787.68 | 859.15 | 929.34 | 1,046.52 | 1,253.05 | 813.02 |
| 623271 | 001 | 7105 | THURSTON WOODS PUMP ST:LEE-PWR | 543.14 | 552.21 | 530.07 | 693.69 | 385.53 | 425.83 | 356.91 | 315.11 | 314.74 | 332.43 |
| 623281 | 001 | 7105 | FLETCHERS CORNER ST: WM-POWER | 1,355.61 | 1,331.24 | 1,478.20 | 1,442.28 | 1,424.46 | 912.27 | 837.47 | 803.40 | 875.56 | 771.01 |
| 623290 | 001 | 7105 | CHESTERBROOK PUMP STAT: POWER | - | - | - | - | - | - | - | - | - | - |
| 623301 | 001 | 7105 | GOLDENBROOK PUMP ST: WM -POWER | 718.96 | 828.53 | 1,024.47 | 899.74 | 734.76 | 919.67 | 845.89 | 649.43 | 567.37 | 529.41 |

| | | | | | | | | | | | | | |
|--------|-----|------|--------------------------------|-----------|-----------|-----------|-----------|-----------|-----------|------------|-----------|-----------|-----------|
| 623321 | 001 | 7105 | SHAKER HGHTS PUMP STAT: POWER | 324.89 | 311.70 | 329.99 | 177.25 | 208.39 | 90.33 | 93.52 | 81.35 | 92.35 | 86.88 |
| 623351 | 001 | 7105 | BEAVER HOLLOW PUMP ST: SN-PWR | 438.90 | 430.46 | 450.88 | 375.59 | 279.52 | 231.93 | 217.22 | 217.27 | 287.32 | 301.61 |
| 623376 | 001 | 7105 | CLEARWATER EST: RAYMOND: POWER | 1,019.98 | 888.96 | 929.55 | 939.55 | 964.27 | 555.52 | 482.98 | 483.09 | 478.04 | 526.18 |
| 623401 | 001 | 7105 | HARDWOOD PUMP ST: WM - POWER | 1,586.12 | 1,670.51 | 1,691.49 | 1,353.23 | 1,082.59 | 783.04 | 453.23 | 446.92 | 473.44 | 442.53 |
| 623421 | 001 | 7105 | WHITE ROCK PUMP ST:BOW - POWER | 1,313.97 | 1,257.63 | 1,402.71 | 1,268.84 | 1,464.48 | 1,059.76 | 1,134.74 | 947.46 | 932.84 | 882.49 |
| 623441 | 001 | 7105 | ROLLING HILLS PUMP ST:PW -PWR | 72.99 | 92.34 | 46.05 | 54.74 | 57.13 | 55.78 | 54.54 | 56.30 | 58.29 | 55.26 |
| 623471 | 001 | 7105 | GILCREAST BOOSTER STAT:LY-PWR | 52.29 | 46.19 | 46.63 | 48.08 | 62.32 | 64.93 | 45.90 | 47.45 | 45.39 | 44.40 |
| 623501 | 001 | 7105 | SPRINGWOOD HLS PUMP ST:WM -PWR | 396.36 | 355.96 | 371.63 | 399.62 | 589.14 | 502.09 | 500.83 | 490.30 | 567.36 | 550.35 |
| 623551 | 001 | 7105 | DARRAH BOOSTER STAT: LY- POWER | 894.66 | 813.45 | 1,203.72 | 1,278.03 | 1,516.13 | 1,861.03 | 1,826.39 | 1,467.80 | 1,614.18 | 1,368.60 |
| 623621 | 001 | 7105 | COLONIAL DR BOOSTER ST:LF-PWR | 296.92 | 277.69 | 321.93 | 250.72 | 275.29 | 104.67 | 111.03 | 96.76 | 97.44 | 95.07 |
| 623651 | 001 | 7105 | SOUTH RD BOOSTER STAT: LY -PWR | 458.22 | 247.97 | 363.90 | 367.43 | 233.90 | 276.70 | 278.78 | 352.42 | 243.78 | 228.40 |
| 623671 | 001 | 7105 | MEADOWVIEW PUMP STAT: PM - PWR | 983.39 | 1,837.08 | 744.96 | 1,084.09 | 919.80 | 664.69 | 592.32 | 546.04 | 548.72 | 512.28 |
| 623701 | 001 | 7105 | NESENKEAG PUMP STAT: LY -POWER | - | - | - | - | - | - | - | - | - | - |
| 623731 | 001 | 7105 | WESCO BOOSTER STAT: HT - POWER | 703.93 | 867.99 | 785.76 | 506.38 | 435.88 | 434.17 | 391.70 | 428.48 | 445.62 | 402.95 |
| 623751 | 001 | 7105 | ATKINSON PUMP STAT: AN - POWER | 197.64 | 184.33 | 200.18 | 188.64 | 223.08 | 97.08 | 98.69 | 103.56 | 101.31 | 100.26 |
| 623801 | 001 | 7105 | W&E BOOSTER STATION: WM -POWER | 362.46 | 340.60 | 412.66 | 331.11 | 314.87 | 302.49 | 278.57 | 269.29 | 297.79 | 283.78 |
| 623805 | 001 | 7105 | SPRUCE POND PUMP STA: WM - PWR | 1,194.03 | 1,135.26 | 1,238.20 | 1,183.69 | 1,642.71 | 1,189.43 | 1,326.30 | 1,200.27 | 1,094.29 | 513.45 |
| 623811 | 001 | 7105 | LIBERTY TREE PUMP ST: RD-POWER | 750.99 | 655.78 | 631.86 | 690.22 | 612.80 | 554.00 | 555.04 | 512.54 | 596.98 | 516.31 |
| 623816 | 001 | 7105 | GREEN HILLS PUMP ST: RD -POWER | - | - | - | - | - | - | - | - | - | - |
| 623841 | 001 | 7105 | MINISTERIAL HEIGHTS PS:LY -PWR | 514.10 | 512.92 | 420.78 | 484.97 | 353.61 | 438.93 | 420.75 | 420.66 | 415.04 | 339.09 |
| 623851 | 001 | 7105 | PINE HAVEN PUMP ST: LY - POWER | 174.56 | 127.25 | 90.33 | 118.38 | 138.09 | 195.55 | 168.23 | 157.32 | 132.49 | 90.69 |
| 623882 | 001 | 7105 | HARVEST VIL PUMP ST: LY -POWER | 445.83 | 417.11 | 463.68 | 440.21 | 280.25 | 255.96 | 200.10 | 197.19 | 193.90 | 179.37 |
| 623961 | 001 | 7105 | WILLIAMSBURG PUMP ST: PM-POWER | 2,141.43 | 1,952.09 | 1,073.82 | 3,030.70 | 876.60 | 2,140.43 | 1,500.11 | 1,390.38 | 1,447.04 | 1,444.24 |
| 623971 | 001 | 7105 | AVERY PUMP ST: LY - POWER | - | - | - | - | - | - | - | - | - | - |
| 623981 | 001 | 7105 | MAPLE HILLS PUMP ST: DY -POWER | 524.48 | 705.71 | 844.72 | 560.55 | 386.27 | 369.27 | 269.63 | 243.85 | 230.62 | 229.77 |
| 623991 | 001 | 7105 | GAGE HILL PUMP ST: PM - POWER | 659.14 | 327.18 | 166.67 | 273.65 | 358.69 | 353.64 | 321.91 | 272.10 | 225.54 | 249.86 |
| 623993 | 001 | 7105 | NORTHERN SHORES-TILTON: POWER | 428.14 | 479.51 | 387.88 | 280.53 | 161.74 | 70.70 | 75.06 | 63.20 | 66.25 | 92.14 |
| 623994 | 001 | 7105 | WINNISQUAM VILLAGE POWER | 466.05 | 461.93 | 505.39 | 421.41 | 300.67 | 207.41 | 184.56 | 171.71 | 200.43 | 184.28 |
| 623995 | 001 | 7105 | WOOD MEADOWS - POWER | 817.99 | 863.23 | 1,042.26 | 765.85 | 623.64 | 616.04 | 580.85 | 466.23 | 649.06 | 512.97 |
| 623996 | 001 | 7105 | EAST DERRY PUMP ST: DY - POWER | 314.84 | 287.67 | 359.90 | 273.12 | 137.63 | 135.53 | 67.79 | 63.06 | 55.38 | 56.01 |
| 623997 | 001 | 7105 | SKYVIEW ESTATES-PELHAM POWER | 1,395.09 | 867.27 | 509.20 | 865.67 | 777.80 | 513.15 | 516.21 | 535.06 | 551.48 | 570.49 |
| 623998 | 001 | 7105 | MACGREGOR CUT - POWER | 463.69 | 542.32 | 565.33 | 481.23 | 304.03 | 227.13 | 288.01 | 395.41 | 409.86 | 410.80 |
| 623999 | 001 | 7105 | OPER LABOR: TREATMENT PLANT | - | - | - | - | - | - | - | - | - | - |
| 624100 | 001 | 7105 | OPER EXP T PLANT: MAT & EXP | - | - | - | - | - | - | - | - | - | - |
| 626100 | 001 | 7105 | OPER EXP T PLANT: MAT & EXP | - | - | - | 59.31 | (81.38) | 46.97 | - | - | - | 583.41 |
| 626120 | 001 | 7105 | OP EXP-SCADA&ALARM MSTR DIALER | 407.86 | - | - | - | - | - | - | - | - | 405.00 |
| 631100 | 001 | 7105 | MAINT STRUCT: BOOSTER STATION | 435.82 | 332.50 | - | 480.22 | - | 99.98 | - | - | - | 787.36 |
| 631500 | 001 | 7105 | MAINT PUMP EQUIP: LABOR | - | - | - | - | - | - | - | - | - | - |
| 633100 | 001 | 7105 | MAINT PUMP EQUIP: MAT & EXP | - | - | - | - | - | - | - | - | - | - |
| 633105 | 001 | 7105 | MAIN OF STRUCT:BOOSTER STATION | - | 3,599.57 | 5,616.59 | 529.08 | 1,947.20 | - | 2,543.36 | - | 376.75 | 1,046.73 |
| 633140 | 001 | 7105 | MAINT BOOST ST: PHONE | - | - | - | - | - | - | - | - | - | - |
| 633150 | 001 | 7105 | MAINT BOOST ST:GAS/OIL/PROPANE | 5.60 | 123.21 | - | 149.65 | 76.46 | 78.76 | 78.50 | 78.50 | 78.50 | 78.08 |
| 633155 | 001 | 7105 | BOOSTER STATION GENERAL MAINT | 2,337.40 | 3,196.48 | 4,852.54 | 5,575.54 | 3,029.39 | 215.60 | 4,053.00 | 435.12 | 990.84 | 1,307.04 |
| 633199 | 001 | 7105 | W&E PUMP STA: WM | 53,310.10 | 57,419.74 | 58,655.28 | 55,289.52 | 60,281.55 | 82,604.38 | 57,187.25 | 44,015.78 | 59,374.28 | 73,816.26 |
| 633210 | 001 | 7105 | W&E PUMP STA: WM - CHEMICALS | 2,154.76 | 2,168.01 | 2,450.00 | 2,169.07 | 2,643.05 | 2,863.74 | 3,784.44 | 3,535.15 | 3,410.94 | 2,916.60 |
| 633212 | 001 | 7105 | W&E PUMP STA: WM - PROPANE | - | - | - | - | - | - | - | - | - | - |
| 633214 | 001 | 7105 | HARDWOOD PUMP STA: WM | - | - | - | - | - | - | - | - | - | - |
| 633400 | 001 | 7105 | HARVEST VLGE PUMP STA: LY | 900.00 | 900.00 | 900.00 | 600.00 | 465.75 | 1,551.60 | 469.95 | 471.95 | 400.00 | 800.00 |
| 633881 | 001 | 7105 | AVERY PUMP STA: LY - TELEPHONE | - | - | - | - | - | - | - | - | - | - |
| 633973 | 001 | 7105 | CHLORINE: | - | - | - | - | - | - | - | - | - | - |
| 641110 | 001 | 7105 | FERRIC CHLORIDE | 79.00 | 303.48 | 71.20 | 304.74 | 424.82 | 372.52 | 328.27 | 121.47 | 291.44 | 339.98 |
| 641120 | 001 | 7105 | CORROSION INHIBITOR | - | - | - | - | - | 2,450.00 | - | - | - | 210.80 |
| 641160 | 001 | 7105 | MISC TREATMENT CHEMICALS | - | 36.45 | 36.95 | 36.95 | 6,363.40 | 73.91 | (6,289.50) | 73.82 | - | 36.91 |
| 641170 | 001 | 7105 | CARBON DIOXIDE | - | - | - | - | - | - | - | - | - | - |
| 641180 | 001 | 7105 | ARSENIC MEDIA REPLACEMENT | - | - | - | - | - | - | - | - | - | - |
| 641190 | 001 | 7105 | LABORATORY EXPENSE | 9,224.20 | 8,148.63 | - | - | - | - | - | - | 1,400.33 | 6,746.21 |

| | | | | | | | | | | | | | |
|---|-----|------|---------------------------------------|-------------------|-------------------|-------------------|-------------------|-------------------|-------------------|-------------------|-------------------|-------------------|-------------------|
| 641201 | 001 | 7105 | POLYPHOSPHATE | 37.50 | 75.00 | 56.25 | 18.75 | 37.50 | 56.25 | 93.75 | 93.75 | 56.25 | 75.00 |
| 641203 | 001 | 7105 | POT PERM | - | 137.38 | - | 137.38 | - | - | 137.38 | - | 137.45 | - |
| 641205 | 001 | 7105 | SODIUM HYDROXIDE | 68.20 | 1,336.07 | 74.40 | 92.32 | 1,628.45 | 91.38 | 1,572.78 | 92.00 | 73.61 | 1,599.75 |
| 641206 | 001 | 7105 | SALT | 3,710.80 | 873.40 | 1,549.53 | 1,164.14 | 3,691.83 | 904.60 | 1,101.57 | 3,291.50 | 653.33 | 4,629.99 |
| 641210 | 001 | 7105 | SODIUM HEXAMETAPHOSPHATE | - | - | - | - | - | - | - | - | - | - |
| 641212 | 001 | 7105 | POT ASH | - | - | - | - | - | - | - | - | - | - |
| 641213 | 001 | 7105 | SODA ASH | - | - | - | - | - | - | - | - | - | - |
| 641214 | 001 | 7105 | W&E CHEMICALS | - | - | - | - | - | - | - | - | - | - |
| 642200 | 001 | 7105 | LABORATORY EXPENSE | 2,002.98 | 1,893.84 | 1,869.55 | 891.88 | 551.96 | 2,023.43 | 3,224.77 | 2,694.45 | 1,811.92 | 609.04 |
| 642205 | 001 | 7105 | LAB EXPENSE: OUTSIDE TESTING | 9,734.30 | 1,526.20 | 4,193.20 | 6,180.80 | 3,750.20 | 7,596.20 | 11,170.20 | 9,073.60 | 6,164.97 | 5,978.68 |
| 652220 | 001 | 7105 | MAINT PROC EQUIP:SCADA & OTHER | 3,122.94 | 2,195.05 | 2,037.44 | 2,043.53 | 4,905.43 | 2,275.08 | 2,891.68 | 2,463.62 | 2,278.97 | 2,205.62 |
| 652201 | 001 | 7105 | MAINT PROC EQ:TP SLUDGE REMOVE | - | 100.00 | - | - | - | - | - | - | - | - |
| | | | | 205,763.47 | 194,437.42 | 194,021.22 | 190,648.16 | 210,383.25 | 251,957.87 | 246,015.76 | 220,064.57 | 221,854.19 | 232,559.40 |
| <u>Transmission & Distribution Expenses</u> | | | | | | | | | | | | | |
| 660000 | 001 | 7106 | SUPERINTENDENCE: OPERATIONS | - | - | - | - | - | - | - | - | - | - |
| 660001 | 001 | 7106 | BENEFITS: OPERATIONS MANAGER | - | - | - | - | - | - | - | - | - | - |
| 662003 | 001 | 7106 | MISC GENERAL EXP: OPERATIONS | - | - | - | - | - | - | - | - | - | - |
| 662004 | 001 | 7106 | MISC: T&D MATERIAL & SUPPLY | - | - | - | - | - | - | - | - | - | - |
| 663100 | 001 | 7106 | METER OPERATING LABOR & EXP | 3,125.81 | 4,416.92 | 4,990.94 | 4,433.56 | 4,892.75 | 3,601.88 | 3,620.75 | 3,070.10 | 4,250.08 | 4,777.52 |
| 663101 | 001 | 7106 | MOLE: METER REMOVAL | 104.70 | - | 929.41 | 1,673.42 | 1,325.23 | 280.49 | 267.49 | 70.12 | 672.97 | 1,170.21 |
| 664200 | 001 | 7106 | OTHER EXPENSE ON CUST PREMISIS | 151.77 | 1,051.40 | 953.77 | 270.36 | 548.23 | 1,773.66 | 1,148.54 | 818.59 | 165.22 | 367.99 |
| 665100 | 001 | 7106 | SMALL TOOL EXPENSE: NC | - | - | - | - | - | - | - | - | - | - |
| 665250 | 001 | 7106 | TRANS/EXP: MISCELLANEOUS | - | - | - | - | - | - | - | - | - | - |
| 665400 | 001 | 7106 | GASOLINE | - | - | - | - | - | - | - | - | - | - |
| 673001 | 001 | 7106 | MAINT MAINS: REPAIRS | 9,133.30 | 5,860.28 | 1,286.40 | 20,380.88 | 16,597.73 | 11,428.53 | 7,240.85 | 14,849.11 | 8,966.40 | 6,940.61 |
| 673002 | 001 | 7106 | MAINT MAINS: GATE PROGRAM | 1,495.89 | 813.64 | 11,841.47 | 4,475.09 | 2,396.69 | 9,485.54 | 6,115.09 | 28,395.54 | 20,452.39 | 20,451.07 |
| 673003 | 001 | 7106 | MAINT MAINS: FLUSHING | 397.98 | 1,078.25 | 7,771.48 | 54,861.65 | 41,130.65 | 8,806.77 | 1,291.77 | 2,194.41 | 2,984.27 | 3,032.99 |
| 673004 | 001 | 7106 | MAINT GATES: INSPECTION | 1,891.97 | 1,511.83 | 14,753.33 | 4,503.68 | 279.36 | 7,920.38 | 9,029.23 | 7,582.57 | 5,843.54 | 873.20 |
| 673005 | 001 | 7106 | MAINT MAINS: WESCO MASTER METER VAULT | 76.09 | 67.69 | 143.84 | 135.89 | 100.86 | 79.41 | 53.70 | 46.92 | 44.19 | 52.55 |
| 675000 | 001 | 7106 | MAINTENANCE: SERVICES | 5,774.25 | 15,713.88 | 11,831.93 | 13,453.28 | 7,455.06 | 22,916.90 | 24,446.43 | 20,463.31 | 7,791.09 | 15,386.50 |
| 676000 | 001 | 7106 | MAINTENANCE: METERS | 536.47 | 838.24 | 1,616.89 | 531.25 | 391.00 | 12,193.82 | 6,652.90 | 8,041.57 | 6,014.80 | 1,684.57 |
| 677000 | 001 | 7106 | MAINTENANCE: HYDRANTS | - | - | - | - | - | - | - | - | - | - |
| 677001 | 001 | 7106 | MAINTENANCE: HYDRANTS-REPAIRS | - | 16,048.60 | 3,614.39 | 1,213.34 | 502.66 | 1,446.02 | - | 1,045.58 | - | 3,008.36 |
| 677002 | 001 | 7106 | MAINTENANCE: HYDRANTS-PAINTING | - | - | - | - | - | - | - | - | - | - |
| 677003 | 001 | 7106 | MAINTENANCE: HYDRANTS-INSPECTN | 3,315.86 | 3,909.89 | - | - | - | 736.88 | 1,051.85 | 989.01 | 5,841.61 | 9,965.70 |
| 678000 | 001 | 7106 | MONITOR CONTRACTORS MARKING | 2,667.01 | 1,947.45 | 6,277.34 | 9,070.88 | 11,580.59 | 10,691.59 | 11,108.60 | 11,631.25 | 9,222.01 | 8,611.92 |
| | | | | 28,671.10 | 53,258.07 | 66,011.19 | 115,003.28 | 87,200.81 | 91,361.87 | 72,027.20 | 99,198.08 | 72,248.57 | 76,323.19 |
| <u>Customer Accounts & Collection Expenses</u> | | | | | | | | | | | | | |
| 902000 | 001 | 7108 | CUSTOMER ORDS: COLLECTIONS | - | - | - | - | - | - | - | - | - | - |
| 903000 | 001 | 7108 | CUSTOMER ORDS: COLLECTIONS | - | - | - | 4,180.89 | 2,335.42 | 2,888.49 | 3,167.76 | 1,999.81 | 213.12 | - |
| 902001 | 001 | 7108 | METER READING | 2,785.23 | 4,109.14 | 2,719.93 | 2,112.65 | 2,548.11 | 2,501.91 | 2,156.42 | 4,736.02 | 1,634.84 | 3,311.91 |
| 902098 | 001 | 7108 | METER READING: TRANSFERS | 1,703.39 | 913.21 | 2,121.55 | 1,901.04 | 1,834.17 | 2,637.38 | 3,447.43 | 2,606.40 | 2,978.29 | 2,057.61 |
| 902099 | 001 | 7108 | METER READING: EXCEPTIONS | 1,462.45 | - | 441.46 | 1,222.45 | 714.13 | 1,012.25 | 458.81 | 511.60 | 859.11 | 947.06 |
| 902100 | 001 | 7108 | BILLING & ACCOUNTING | - | - | - | - | - | - | - | - | - | - |
| 903100 | 001 | 7108 | BILLING & ACCOUNTING | 6,311.47 | 7,327.12 | 2,722.89 | 11,509.35 | 2,740.49 | 8,042.84 | 11,907.82 | 2,992.38 | 12,873.88 | 7,577.88 |
| 930200 | 001 | 7108 | PUBLIC RELATIONS | - | - | 5,393.31 | 193.94 | 3,954.60 | - | - | - | 2,145.26 | - |
| 902400 | 001 | 7108 | WATER BAN | - | - | - | - | 2,921.01 | 2,347.48 | 418.46 | 140.25 | - | - |
| 904000 | 001 | 7108 | UNCOLLECTABLE ACCOUNTS | 695.58 | 79.34 | 177.72 | - | 3,947.86 | 2,594.70 | (633.99) | 321.94 | 365.54 | 491.87 |
| | | | | 12,958.12 | 12,428.81 | 13,576.86 | 21,120.32 | 20,995.79 | 22,025.05 | 20,922.71 | 13,308.40 | 21,070.04 | 14,386.33 |
| <u>Administrative and General Expense</u> | | | | | | | | | | | | | |
| 921000 | 001 | 7109 | OFFICE SUPPLIES & EXPENSE | 67.50 | 32.11 | 53.33 | 340.99 | 38.23 | 521.47 | 42.20 | 26.30 | 77.07 | 63.01 |
| 921160 | 001 | 7109 | OFFICE SUP & EXP: PHONE-NC | 87.08 | 86.94 | 86.94 | 86.99 | 86.99 | 86.99 | 86.95 | 87.36 | 86.83 | 86.73 |
| 923000 | 001 | 7109 | OUTSIDE SERVICES | 2,925.92 | 759.00 | 2,563.50 | 4,367.50 | 12.00 | 693.00 | 780.00 | 1,136.20 | 1,819.50 | 3,847.55 |

| | | | | | | | | | | | | | |
|--------|-----|-----------|---|-------------------|--------------------|-------------------|--------------------|-------------------|-------------------|-------------------|-------------------|-------------------|-------------------|
| 924000 | 001 | 7109 | INSURANCE EXPENSE | 10,616.86 | 11,031.12 | (7,242.31) | 7,098.77 | 9,923.93 | 9,923.93 | 9,923.93 | 9,923.93 | 9,923.97 | 9,890.60 |
| 928000 | 001 | 7109 | REGULATORY COMMISSION EXPENSE | 2,931.00 | 6,822.00 | - | 2,931.00 | 2,931.00 | 2,931.00 | 2,931.00 | 2,931.00 | 2,931.00 | 2,931.00 |
| 930102 | 001 | 7109 | LICENSING FEES | 974.17 | 974.17 | 974.17 | 974.17 | 974.17 | 974.13 | 974.13 | 974.21 | 1,011.67 | 986.67 |
| 930200 | 001 | 7109 | PUBLIC RELATIONS | - | 290.70 | 322.20 | 902.94 | 823.38 | 25.08 | 92.64 | 120.60 | 85.20 | - |
| 930300 | 001 | 7109 | MEALS | - | - | - | - | - | - | - | - | - | - |
| 930400 | 001 | 7109 | MISCELLANEOUS GENERAL EXPENSE | 0.02 | - | 116.66 | - | - | - | - | - | - | - |
| 930401 | 001 | 7109 | MISC GEN EXP:UNREALIZED ACQUIS | - | - | - | - | - | - | - | - | - | - |
| 930410 | 001 | 7109 | CHARITABLE CONTRIBUTIONS | - | - | - | - | - | - | - | - | - | - |
| 950500 | 001 | 7109 | MAINTENANCE:COMPUTER EQUIPMENT | - | - | - | - | - | - | - | - | - | - |
| | | | | 17,602.55 | 19,996.04 | (3,125.51) | 16,702.36 | 14,789.70 | 15,155.60 | 14,830.85 | 15,199.60 | 15,935.24 | 17,805.56 |
| | | | Inter Div Management Fee | | | | | | | | | | |
| 930500 | 001 | 7100 | INTERCOMPANY MGMT FEE: PCP | 4,738.00 | 4,818.00 | 6,547.00 | 6,292.00 | 5,092.00 | 6,191.00 | 5,344.00 | 4,871.00 | 2,313.00 | 5,408.00 |
| 930510 | 001 | 7100 | INTERCO MGMT FEE: PWW | 217,912.00 | 210,917.00 | 221,400.00 | 234,600.00 | 207,799.00 | 236,108.00 | 206,325.00 | 205,414.00 | 217,220.00 | 232,524.00 |
| 930520 | 001 | 7100 | INTERCO MGT:INSIDE GEN COUNSEL | - | - | - | - | - | - | - | - | - | - |
| | | | Total Operating Expenses | 487,645.24 | 495,855.34 | 498,430.76 | 584,366.12 | 546,260.55 | 622,799.39 | 565,465.52 | 558,055.65 | 550,641.04 | 579,006.48 |
| | | | Depreciation Expense | | | | | | | | | | |
| 403000 | 001 | 7100 | DEPRECIATION EXPENSE | 139,162.53 | 139,922.73 | 140,613.38 | 139,753.19 | 139,851.10 | 140,154.39 | 139,697.60 | 139,731.14 | 139,578.58 | 139,933.08 |
| 406100 | 001 | 7100 | AMORT OF ACQUISITION ADJUSTMENT | (14,165.41) | (14,165.41) | (14,165.40) | (14,165.41) | (14,165.41) | (14,165.40) | (14,165.41) | (14,165.40) | (14,165.40) | (14,165.41) |
| 406101 | 001 | 7100 | AMORT OF WESCO ACQ ADJ | (9.59) | (9.59) | (9.59) | (9.59) | (9.59) | (9.59) | (9.59) | (9.59) | (9.59) | (9.59) |
| 406102 | 001 | 7100 | AMORT OF CASTLE REACH ACQ ADJ | (474.65) | (474.65) | (474.65) | (474.65) | (474.65) | (474.65) | (474.65) | (474.65) | (474.65) | (474.65) |
| 406103 | 001 | 7100 | AMORT OF WHITE ROCK ACQ ADJ | (529.59) | (529.60) | (529.59) | (529.60) | (529.59) | (529.60) | (529.59) | (529.60) | (529.59) | (529.60) |
| 406104 | 001 | 7100 | AMORT OF LAMPLIGHTER ACQ ADJ | (471.32) | (471.33) | (471.32) | (471.32) | (471.31) | (471.32) | (471.31) | (471.32) | (471.31) | (471.32) |
| 406105 | 001 | 7100 | AMORT FLETCHERS CORNER ACQ ADJ | (548.34) | (548.34) | (548.34) | (548.33) | (548.33) | (548.33) | (548.33) | (548.33) | (548.33) | (548.33) |
| | | | | 122,963.63 | 123,723.81 | 124,414.49 | 123,554.29 | 123,652.22 | 123,955.50 | 123,498.72 | 123,532.25 | 123,379.71 | 123,734.18 |
| | | | Amortization Expense: CIAC | | | | | | | | | | |
| 405300 | 001 | 7000:7100 | AMORTIZATION EXPENSE: CIAC | (42,385.69) | (42,549.95) | (42,182.80) | (42,347.22) | (42,359.82) | (42,410.01) | (42,417.78) | (42,439.70) | (42,452.16) | (42,465.25) |
| | | | Amortization Expense | | | | | | | | | | |
| 407320 | 001 | 7100 | AMORT EXP - DEFERRED CHARGES | 4,960.17 | 4,960.19 | 4,960.23 | 4,960.18 | 4,960.15 | 4,960.24 | 4,960.20 | 4,960.18 | 4,960.24 | 4,960.17 |
| 407100 | 001 | 7100 | AMORT: ACQUISITION PREMIUM | 18,307.82 | 18,828.74 | 18,828.74 | 18,828.75 | 18,828.74 | 18,828.83 | 18,828.74 | 18,828.75 | 18,828.74 | 18,828.74 |
| | | | Taxes Other than Income Tax | | | | | | | | | | |
| 408110 | 001 | 7000:7100 | LOCAL PROPERTY TAXES | 81,519.64 | 81,511.32 | 81,484.32 | 93,449.97 | 93,449.97 | 113,922.90 | 78,116.95 | 110,568.95 | 94,342.94 | 94,342.95 |
| 408130 | 001 | 7000:7100 | NH BET TAXES | - | - | - | - | - | - | - | - | - | - |
| 414000 | 001 | 7100 | GAIN FROM FORGIVENESS SRF DEBT | (2,059.04) | (2,059.04) | (2,059.04) | (2,059.04) | (2,059.04) | (2,059.04) | (2,059.04) | (2,059.04) | (2,059.04) | (2,059.04) |
| | | | Income Tax | | | | | | | | | | |
| 409102 | 001 | 7100 | PROV/FED INC TAX/CURRENT | 1,768.82 | 33,024.48 | (4,718.15) | (11,694.55) | 13,681.39 | 46,252.30 | 24,090.25 | 14,399.91 | 24,471.01 | 9,907.43 |
| 409113 | 001 | 7100 | PROVS FOR NH BUS PRFTS TAX CUR | 702.68 | 13,119.15 | (1,874.32) | (4,645.72) | 5,435.01 | 18,373.97 | 9,569.98 | 5,720.44 | 9,721.24 | 3,935.78 |
| 410102 | 001 | 7100 | PROV FEDL INCOME TAX DEFERRED | - | - | - | - | - | - | - | - | - | - |
| 410113 | 001 | 7100 | PROV NH INCOME TAX DEFERRED | - | - | - | - | - | - | - | - | - | - |
| | | | | 2,471.50 | 46,143.63 | (6,592.47) | (16,340.27) | 19,116.40 | 64,626.27 | 33,660.23 | 20,120.35 | 34,192.25 | 13,843.21 |
| | | | Total Operating Deducts | 673,423.27 | 726,414.04 | 677,284.23 | 764,412.78 | 761,849.17 | 904,624.08 | 780,053.54 | 791,567.39 | 781,833.72 | 790,191.44 |
| | | | Net Operating Income | 8,210.35 | (65,287.84) | 24,313.86 | (89,840.34) | 102,990.61 | 187,069.11 | 137,761.35 | 92,771.49 | 140,684.78 | 82,565.03 |
| | | | Non-Operating Revenue Deductions | | | | | | | | | | |
| 421000 | 001 | 7100 | MISC NON-OPERATING INCOME(EXP) | - | - | - | - | - | - | - | - | - | - |
| 426001 | 001 | 7100 | MISCELLANEOUS NON-UTILITY EXP | - | - | - | - | - | - | - | - | - | - |
| 420000 | 001 | 7100 | AFUDC-INTEREST(DEBT) COMPONENT | - | - | - | - | - | - | - | - | - | - |

| | | | | | | | | | | | | | |
|------------------------------------|-----|-----------|------------------------------|--------------------|---------------------|---------------------|---------------------|---------------------|---------------------|---------------------|--------------------|--------------------|------------------|
| 420100 | 001 | 7100 | AFUDC - EQUITY COMPONENT | - | - | - | - | - | - | - | - | - | |
| Interest Expense | | | | | | | | | | | | | |
| 427300 | 001 | 7000:7100 | INTEREST EXP: BONDS & NOTES | 60,217.58 | 58,832.38 | 57,442.99 | (34,291.32) | 61,935.87 | 59,843.24 | 59,287.92 | 58,892.59 | 59,565.67 | 58,635.11 |
| 427200 | 001 | 7000:7100 | LINE OF CREDIT INTEREST | 1,124.89 | 1,487.35 | 2,128.12 | 2,059.55 | 2,146.88 | 2,052.71 | 2,100.72 | 2,097.31 | 2,042.30 | 255.71 |
| 428000 | 001 | 7100 | AMORTIZATION OF DEBT EXPENSE | 1,842.41 | 1,778.17 | 1,778.17 | 1,778.17 | 1,778.17 | 1,780.41 | 1,789.82 | 1,789.82 | 1,789.82 | 1,801.02 |
| 419000 | 001 | 7100 | INTEREST INCOME | - | - | - | - | - | - | - | - | - | - |
| 427115 | 001 | 7100 | INTERCOMPANY INTEREST | 8,531.34 | 8,345.60 | 8,310.79 | 8,317.67 | 8,302.76 | 8,329.97 | 8,376.31 | 8,372.35 | 8,348.81 | 8,329.78 |
| 427500 | 001 | 7100 | INTEREST - OTHER | - | - | - | - | - | - | - | - | - | - |
| Total Interest | | | | 71,716.22 | 70,443.50 | 69,660.07 | (22,135.93) | 74,163.68 | 72,006.33 | 71,554.77 | 71,152.07 | 71,746.60 | 69,021.62 |
| Net Income Before Dividends | | | | (63,505.87) | (135,731.34) | (45,346.21) | (67,704.41) | 28,826.93 | 115,062.78 | 66,206.58 | 21,619.42 | 68,938.18 | 13,543.41 |
| Net Income (Or Loss) - YTD | | | | (63,505.87) | (199,237.21) | (244,583.42) | (312,287.83) | (283,460.90) | (168,398.12) | (102,191.54) | (80,572.12) | (11,633.94) | 1,909.47 |
| Net Income (Or Loss) - MTD | | | | (63,505.87) | (135,731.34) | (45,346.21) | (67,704.41) | 28,826.93 | 115,062.78 | 66,206.58 | 21,619.42 | 68,938.18 | 13,543.41 |

| | 11 | 12 | |
|--|---------------------|---------------------|-----------------------|
| | Nov-21 | Dec-21 | Total |
| | (14,916.31) | (14,919.14) | (181,321) |
| | (77,192.43) | (77,192.43) | (926,309) |
| | 77,192.43 | 77,192.43 | 926,309 |
| | (639,148.97) | (602,751.53) | (7,932,241) |
| | - | - | - |
| | 7,308.00 | (28,391.00) | (125,293) |
| | - | - | - |
| | - | - | - |
| | - | - | - |
| | - | - | (202,801) |
| | (124,301.91) | (124,288.76) | (1,352,161) |
| | (771,059.19) | (770,350.43) | (9,793,817.68) |
| | (2,096.00) | (1,872.00) | (24,452) |
| | 773,155.19 | 772,222.43 | 9,818,269.68 |
| | | | 9,615,468.44 |
| | 459.88 | 1,723.30 | 32,525 |
| | 20,834.16 | 25,656.09 | 349,488 |
| | 30,438.91 | 27,515.71 | 391,926 |
| | 976.24 | 963.82 | 13,196 |
| | 5,023.67 | 3,877.67 | 49,871 |
| | 4,740.84 | 4,701.87 | 63,094 |
| | 3,361.76 | 3,412.10 | 22,425 |
| | 2,435.70 | 2,065.94 | 46,343 |
| | 1,299.15 | 298.12 | 12,838 |
| | 377.16 | 455.11 | 5,097 |
| | (132.60) | (132.60) | 51,112 |
| | 3,082.24 | 3,082.24 | 47,550 |
| | (324.18) | (1,034.35) | 23,209 |
| | 2,492.59 | 5,883.34 | 59,187 |
| | - | - | 9,205 |
| | - | - | - |
| | - | - | - |
| | 2,425.59 | 1,767.00 | 30,516 |
| | 1,493.04 | 1,925.10 | 18,283 |
| | 457.98 | 578.74 | 5,852 |
| | 616.55 | 1,350.10 | 7,727 |
| | 1,005.84 | 732.80 | 9,134 |
| | 80.12 | 192.96 | 1,375 |
| | 486.66 | 708.02 | 5,353 |
| | 3,150.98 | 4,342.89 | 39,124 |
| | 302.55 | 492.15 | 4,281 |
| | 319.73 | 755.20 | 6,865 |
| | 813.19 | 928.03 | 10,365 |
| | 699.11 | 477.28 | 5,626 |
| | 869.27 | 1,488.58 | 13,589 |
| | - | - | - |
| | 519.89 | 708.47 | 8,947 |
| | | | 1,135,336 |

| | | |
|-----------|-----------|---------|
| 88.79 | 326.94 | 2,212 |
| 221.64 | 971.86 | 4,424 |
| 810.31 | 965.21 | 9,044 |
| 902.36 | 1,377.57 | 12,263 |
| 1,183.37 | 2,310.64 | 15,159 |
| 53.58 | 58.69 | 716 |
| 45.25 | 45.53 | 594 |
| 539.04 | 537.02 | 5,800 |
| 1,340.40 | 936.73 | 16,121 |
| 105.83 | 222.50 | 2,256 |
| 194.84 | 260.31 | 3,507 |
| 859.78 | 843.73 | 10,137 |
| - | - | - |
| 393.83 | 559.15 | 6,356 |
| 145.04 | 196.81 | 1,837 |
| 301.70 | 479.46 | 3,975 |
| 1,029.11 | 612.37 | 13,359 |
| 814.81 | 1,299.46 | 8,191 |
| - | - | - |
| 318.11 | 443.69 | 5,083 |
| 74.18 | 82.38 | 1,549 |
| 255.15 | 432.79 | 3,762 |
| 1,442.16 | 1,961.26 | 20,400 |
| - | - | - |
| 444.02 | 265.27 | 5,074 |
| 279.30 | 236.05 | 3,724 |
| 175.64 | 410.04 | 2,691 |
| 316.48 | 451.07 | 3,871 |
| 472.79 | 656.08 | 8,067 |
| 97.87 | 313.44 | 2,162 |
| 993.24 | 857.53 | 8,952 |
| 344.30 | 463.63 | 4,896 |
| - | - | - |
| - | - | - |
| - | 549.18 | 1,157 |
| - | - | 813 |
| 133.82 | 1,743.29 | 4,013 |
| - | 1,156.39 | 1,156 |
| - | - | - |
| 2,502.17 | 2,431.57 | 20,593 |
| - | - | - |
| 78.10 | 78.07 | 903 |
| 5,299.86 | 5,343.53 | 36,636 |
| 57,811.60 | 55,930.69 | 715,696 |
| 7,210.46 | 3,874.62 | 39,181 |
| - | - | - |
| - | - | - |
| 300.00 | 300.00 | 8,059 |
| - | - | - |
| - | - | - |
| 394.57 | 342.02 | 3,374 |
| - | - | 2,661 |
| 36.91 | 37.06 | 443 |
| - | 640.64 | 641 |
| - | - | - |
| - | - | 25,519 |

353,219

| | | |
|-------------------|-------------------|---------------------|
| 37.50 | 75.00 | 713 |
| - | - | 550 |
| 73.60 | 104.19 | 6,807 |
| 753.84 | 1,935.18 | 24,260 |
| - | - | - |
| - | - | - |
| - | - | - |
| - | - | - |
| 1,664.60 | 1,688.56 | 20,927 |
| 7,186.20 | 7,027.60 | 79,582 |
| 3,333.20 | 3,627.50 | 33,380 |
| - | - | 100 |
| 189,365.37 | 200,377.98 | 2,557,448.66 |

39,546

| | | |
|------------------|------------------|-------------------|
| - | - | - |
| - | - | - |
| - | - | - |
| - | - | - |
| 8,241.71 | 6,295.59 | 55,718 |
| 1,930.14 | 658.93 | 9,083 |
| 278.28 | 777.02 | 8,305 |
| - | - | - |
| - | - | - |
| 5,287.19 | 14,635.53 | 122,607 |
| 2,279.48 | (13,241.43) | 94,960 |
| 691.85 | 6,811.67 | 131,054 |
| - | - | 54,189 |
| 80.83 | 102.75 | 985 |
| 16,996.02 | 23,104.76 | 185,333 |
| 795.71 | 1,208.06 | 40,505 |
| - | - | - |
| 8,004.93 | 2,584.94 | 37,469 |
| - | - | - |
| 5,226.67 | 569.08 | 31,607 |
| 3,258.09 | 1,614.48 | 87,681 |
| 53,070.90 | 45,121.38 | 859,495.64 |

| | | |
|------------------|------------------|-------------------|
| - | - | - |
| - | - | 14,785 |
| 4,386.96 | 1,852.56 | 34,856 |
| 2,739.80 | 2,013.51 | 26,954 |
| 1,144.82 | 1,461.57 | 10,236 |
| - | - | - |
| 7,199.52 | 7,706.20 | 88,912 |
| - | 2,000.37 | 13,687 |
| - | - | 5,827 |
| 209.02 | 296.33 | 8,546 |
| 15,680.12 | 15,330.54 | 203,803.09 |

| | | |
|----------|----------|--------|
| 33.99 | 128.62 | 1,425 |
| 86.86 | 86.72 | 1,043 |
| 6,291.32 | 4,401.30 | 29,597 |

| | | |
|-------------------|--------------------|-------------------|
| 9,890.68 | 9,890.62 | 100,796 |
| 4,260.00 | 4,299.00 | 38,829 |
| 986.67 | 986.67 | 11,765 |
| - | - | 2,663 |
| - | - | - |
| - | (4,617.79) | (4,501) |
| - | - | - |
| - | - | - |
| - | - | - |
| 21,549.52 | 15,175.14 | 181,616.65 |
| 5,382.00 | 3,738.00 | 60,734 |
| 235,007.00 | 163,743.00 | 2,588,969 |
| - | - | - |
| - | - | - |
| 520,054.91 | 443,486.04 | 6,248,264 |
| - | - | - |
| - | - | - |
| 140,101.71 | 148,627.67 | 1,687,127 |
| (14,165.41) | (14,165.40) | (169,985) |
| (9.59) | (9.59) | (115) |
| (474.65) | (474.65) | (5,696) |
| (529.59) | (529.60) | (6,355) |
| (471.31) | (471.32) | (5,656) |
| (548.33) | (548.33) | (6,580) |
| 123,902.83 | 132,428.78 | 1,492,740 |
| (42,483.90) | (45,238.93) | (511,733) |
| 4,960.16 | 5,418.23 | 59,980 |
| 18,828.84 | 18,828.74 | 225,424 |
| 118,387.17 | 94,903.66 | 1,136,001 |
| - | 4,382.00 | 4,382 |
| (3,954.00) | (3,954.00) | (28,498) |
| (3,362.14) | (279,740.75) | (131,920) |
| (1,335.63) | (120,422.58) | (61,700) |
| - | 294,060.00 | 294,060 |
| - | 84,462.00 | 84,462 |
| (4,697.77) | (21,641.33) | 184,902.00 |
| 734,998.24 | 628,613.19 | 9,010,883 |
| 38,156.95 | 143,609.24 | 803,005 |
| - | - | - |
| - | - | - |
| - | - | - |

| | | |
|---------------------------|-------------------------|-------------------|
| - | - | - |
| 62,667.07 | 61,743.47 | 624,773 |
| 784.45 | 1,102.93 | 19,383 |
| 1,825.08 | 1,855.56 | 21,587 |
| - | - | - |
| 8,090.79 | 7,888.80 | 99,545 |
| - | - | - |
| 73,367.39 | 72,590.76 | 765,287.08 |
| (35,210.44) | 71,018.48 | 37,717.51 |
| <u>(33,300.97)</u> | <u>37,717.51</u> | |
| <u>(35,210.44)</u> | <u>71,018.48</u> | |

| | | | | | | | | | | | | |
|--------|-----|------|--------------------------------------|------------------------|------------------------|------------------------|------------------------|------------------------|------------------------|------------------------|------------------------|------------------------|
| 108000 | 001 | 7000 | ACCUMULATED DEPRECIATION | (20,427,024.89) | (20,566,947.62) | (20,668,494.59) | (20,808,247.78) | (20,948,098.88) | (21,047,783.62) | (21,183,931.35) | (21,323,662.49) | (21,431,730.04) |
| 108001 | 001 | 7000 | ACCUM DEPREC: COST OF REMOVAL | 1,624,686.46 | 1,642,896.90 | 1,646,218.57 | 1,668,323.91 | 1,669,695.29 | 1,670,326.98 | 1,671,206.02 | 1,691,138.67 | 1,691,992.24 |
| 108002 | 001 | 7000 | ACCUMULATED DEPRECIATION: LOSS | 2,258,861.02 | 2,258,861.02 | 2,356,208.94 | 2,356,208.94 | 2,356,208.94 | 2,370,586.31 | 2,379,937.47 | 2,379,937.47 | 2,403,591.06 |
| 108999 | 001 | 7000 | ACCUM DEPREC: ACQUIS ADJUSTMNT | - | - | - | - | - | - | - | - | - |
| | | | | (16,543,477.41) | (16,665,189.70) | (16,666,067.08) | (16,783,714.93) | (16,922,194.65) | (17,006,870.33) | (17,132,787.86) | (17,252,586.35) | (17,336,146.74) |
| | | | Net Plant in Service | 60,306,916.62 | 60,636,780.13 | 60,616,524.07 | 60,623,246.00 | 60,552,901.25 | 60,544,370.43 | 60,454,540.76 | 60,370,117.94 | 60,327,241.35 |
| | | | Construction Work in Progress | | | | | | | | | |
| 105222 | 001 | 7000 | CWIP: CONTRACTOR CLEARING | 401,947.77 | 410,406.51 | 402,016.51 | 402,914.49 | 419,495.31 | 436,093.36 | 439,242.24 | 441,400.85 | 527,577.08 |
| 105444 | 001 | 7000 | CWIP: CONTRACTOR CLEARING | 87,623.92 | 24,076.42 | 90,599.26 | (426.37) | 6,806.77 | 39,650.01 | 48,225.54 | 43,382.66 | 52,380.51 |
| | | | | 60,796,488.31 | 61,071,263.06 | 61,109,139.84 | 61,025,734.12 | 60,979,203.33 | 61,020,113.80 | 60,942,008.54 | 60,854,901.45 | 60,907,198.94 |
| | | | Current Assets | | | | | | | | | |
| | | | Cash | | | | | | | | | |
| 131120 | 001 | 7000 | CASH: BANK OF AMERICA OPERATNG | - | - | - | - | - | - | - | - | - |
| 131110 | 001 | 7000 | CASH: PETTY CASH PAC | 900.00 | 900.00 | 900.00 | 900.00 | 900.00 | 900.00 | 900.00 | 900.00 | 900.00 |
| 131350 | 001 | 7000 | RESTRICTED CASH - TD BANK - RSF | 194,423.24 | 189,140.90 | 188,390.92 | 184,322.32 | 201,661.79 | 243,797.07 | 265,903.51 | 285,088.00 | 308,492.90 |
| 131375 | 001 | 7000 | DSRR 1.0 RSF | 313,548.98 | 325,531.12 | 344,153.51 | 360,678.22 | 407,617.00 | 496,647.81 | 561,602.35 | 614,449.32 | 674,002.39 |
| 131380 | 001 | 7000 | MOERR RSF | (1,016,558.68) | (1,155,683.45) | (1,246,339.74) | (1,453,149.09) | (1,532,022.04) | (1,495,081.14) | (1,552,069.86) | (1,621,679.99) | (1,629,825.01) |
| 131385 | 001 | 7000 | MOERR | 217,405.78 | (142,397.92) | 415,079.79 | 271,222.72 | 346,044.15 | 22,744.29 | 167,215.85 | 196,786.63 | 99,753.51 |
| 131390 | 001 | 7000 | DSRR 1.0 | 172,075.31 | 159,993.71 | 141,644.80 | 173,532.24 | 202,636.49 | 142,757.65 | 173,202.98 | 204,401.46 | 141,976.06 |
| 131395 | 001 | 7000 | DSRR 0.1 | 154,037.99 | 164,612.50 | 182,024.24 | 195,028.00 | 211,073.16 | 231,327.53 | 249,174.27 | 265,810.25 | 283,116.84 |
| 133100 | 001 | 7000 | OTHER SPECIAL DEPOSITS | 39,170.00 | 39,170.00 | 39,170.00 | 39,170.00 | 39,170.00 | 39,170.00 | 39,170.00 | 39,170.00 | 39,170.00 |
| | | | Accounts Receivable, Net | | | | | | | | | |
| 141000 | 001 | 7000 | A/R: BILLED WATER REVENUE | 687,343.65 | 656,862.05 | 511,968.82 | 603,362.87 | 589,674.81 | 556,572.55 | 757,983.01 | 521,326.77 | 484,188.93 |
| 141400 | 001 | 7000 | A/R: MISCELLANEOUS | 106,578.49 | 106,799.75 | 90,222.44 | 93,943.42 | 121,017.00 | 97,103.08 | 101,742.77 | 106,419.32 | 110,443.82 |
| 143901 | 001 | 7000 | ALLOWANCE FOR DOUBTFUL ACCTS | (2,000.00) | (2,000.00) | (2,000.00) | (1,999.29) | (1,999.29) | (2,000.00) | (2,000.00) | (2,000.00) | (2,000.00) |
| 143902 | 001 | 7000 | ALLOW DOUBTFUL ACCT: NON-WATER | - | - | - | - | - | - | - | - | - |
| | | | | 791,922.14 | 761,661.80 | 600,191.26 | 695,307.00 | 708,692.52 | 651,675.63 | 857,725.78 | 625,746.09 | 592,632.75 |
| 173150 | 001 | 7000 | A/R: UNBILLED WATER REVENUE | 554,999.00 | 556,646.00 | 599,630.00 | 525,003.00 | 672,627.00 | 863,356.00 | 703,129.00 | 766,015.00 | 850,073.00 |
| 173153 | 001 | 7000 | AR UNBIL REV:CAP RECOV RECOUP | - | - | - | - | - | - | - | - | - |
| 173200 | 001 | 7000 | A/R:UNBILLED WATER REV-RECOUP | - | - | - | - | - | - | - | - | - |
| 173300 | 001 | 7000 | A/R:UNBILLED WATER REV-RECOUP 2017 | 285.35 | 285.35 | 285.35 | 285.35 | 285.35 | 285.35 | 285.35 | 285.35 | 285.35 |
| | | | | 555,284.35 | 556,931.35 | 599,915.35 | 525,288.35 | 672,912.35 | 863,641.35 | 703,414.35 | 766,300.35 | 850,358.35 |
| | | | Inventory & Supplies | | | | | | | | | |
| 151000 | 001 | 7000 | INVENTORY | - | - | - | - | - | - | - | - | - |
| 151101 | 001 | 7000 | INVENTORY: METERS - PEU | - | - | - | - | - | - | - | - | - |
| 151400 | 001 | 7000 | INVENTORY: CHEMICALS | - | - | - | - | - | - | - | - | - |
| | | | Prepaid Expenses & Other | | | | | | | | | |
| 162100 | 001 | 7000 | PREPAID INSURANCE | 18,552.78 | 22,874.81 | 24,140.36 | 23,618.50 | 24,862.54 | 26,106.58 | 27,350.62 | 28,594.66 | 29,838.66 |
| 162300 | 001 | 7000 | PREPAID PROPERTY TAXES | - | - | - | - | - | - | - | - | - |
| 162700 | 001 | 7000 | PREPAID EXPENSES | 7,255.81 | 8,722.64 | 5,587.47 | 21,560.30 | 17,550.13 | 14,030.00 | 13,020.87 | 13,806.66 | 12,339.99 |
| 163310 | 001 | 7000 | PREPAID PROPERTY TAXES | 142,447.99 | 71,224.02 | - | - | - | 234,350.84 | 156,233.89 | 78,116.94 | - |
| 184100 | 001 | 7000 | CLEARING ACCOUNT | (34,781.61) | (34,781.61) | (34,781.61) | (34,781.61) | (34,781.61) | (34,781.61) | (34,781.61) | (34,781.61) | (34,781.61) |
| | | | | 133,474.97 | 68,039.86 | (5,053.78) | 10,397.19 | 7,631.06 | 239,705.81 | 161,823.77 | 85,736.65 | 7,397.04 |
| | | | Total Current Assets | 1,555,684.08 | 967,899.87 | 1,260,076.35 | 1,002,696.95 | 1,266,316.48 | 1,437,286.00 | 1,628,063.00 | 1,462,708.76 | 1,367,974.83 |
| | | | Other Assets | | | | | | | | | |
| | | | Abandoned Property | | | | | | | | | |
| 182200 | 001 | 7000 | ABANDONED 8" MAIN -RANGE RD | - | - | - | - | - | - | - | - | - |

| | | | | | | | | | | | |
|---------------------------------|-----|------|---|---------------------|---------------------|---------------------|---------------------|---------------------|---------------------|---------------------|---------------------|
| 182400 | 001 | 7000 | ABAND PUMP STA: SPRINGWOOD HLS | - | - | - | - | - | - | - | - |
| Other Deferred Charges | | | | | | | | | | | |
| 186000 | 001 | 7000 | PHASE II & V WAIVER - NC | - | - | - | - | - | - | - | - |
| 186100 | 001 | 7000 | ACQUISITION PREMIUM - MARA | 7,129,327.91 | 7,110,499.17 | 7,091,670.43 | 7,072,841.68 | 7,054,012.94 | 7,035,184.11 | 7,016,355.37 | 6,997,526.62 |
| 186130 | 001 | 7000 | SERGEANT WOODS-NEWTON, NH | - | - | - | - | - | - | - | - |
| 186175 | 001 | 7000 | CROSS CONNECTION SURVEY-PEU | - | - | - | - | - | - | - | - |
| 186195 | 001 | 7000 | SPRUCE POND-WINDHAM NH-ACQUIST | - | - | - | - | - | - | - | - |
| 186200 | 001 | 7000 | CLEAN/DISPOSE OF TANK SLUDGE | - | - | - | - | - | - | - | - |
| 186205 | 001 | 7000 | PELHAM WATER SUPPLY STUDY | - | - | - | - | - | - | - | - |
| 186210 | 001 | 7000 | LAKES REGION WATER CO-ACQUISIT | - | - | - | - | - | - | - | - |
| 186215 | 001 | 7000 | WINNISQUAM VILLAGE CONDO'S | - | - | - | - | - | - | - | - |
| 186220 | 001 | 7000 | DANIELS LAKE ACQ - WEARE, NH | - | - | - | - | - | - | - | - |
| 186230 | 001 | 7000 | FREEDOM VILLAGE ACQUISITION | - | - | - | - | - | - | - | - |
| 186240 | 001 | 7000 | SARBANES-OXLEY | - | - | - | - | - | - | - | - |
| 186250 | 001 | 7000 | BIRCH HILL GIARDIA SUIT | - | - | - | - | - | - | - | - |
| 186260 | 001 | 7000 | NORTH CONWAY LAND SALE | - | - | - | - | - | - | - | - |
| 186265 | 001 | 7000 | ABATEMENT | 6,837.59 | 6,837.59 | 6,837.59 | 6,837.59 | 6,837.59 | 6,837.59 | 6,837.59 | 6,837.59 |
| 186266 | 001 | 7000 | ABATEMENT | - | - | - | - | - | - | - | - |
| 186267 | 001 | 7000 | LITCHFIELD WHOLESALE WATER SUPPLY CONTRACT FEES | 4,382.95 | 4,361.98 | 4,341.01 | 4,320.04 | 4,299.07 | 4,278.10 | 4,257.13 | 4,236.16 |
| 186270 | 001 | 7000 | LONDONDRRY VULNERABILITY STUDY | - | - | - | - | - | - | - | - |
| 186271 | 001 | 7000 | LONDONDRRY CORE RE-CHLORIMATION | - | - | - | - | - | - | - | - |
| 186272 | 001 | 7000 | LONDONDRRY RRA AND ERP | - | - | - | - | - | - | - | - |
| 186280 | 001 | 7000 | LITCHFIELD VULNERABILITY STUDY | - | - | - | - | - | - | - | - |
| 186280 | 001 | 7000 | GRANT AVAILABILITY STUDY - NC | - | - | - | - | - | - | - | - |
| 186281 | 001 | 7000 | LITCHFIELD RRA AND ERP | - | - | - | - | - | - | - | - |
| 186300 | 001 | 7000 | WINDHAM WATER SUPPLY STUDY | - | - | - | - | - | - | - | - |
| 186310 | 001 | 7000 | W&E WATER SYSTEM SUPPLY STUDY | - | - | - | - | - | - | - | - |
| 186311 | 001 | 7000 | MSDC W&E INTERCONNECTION | - | - | - | - | - | - | - | - |
| 186325 | 001 | 7000 | BEAVER HOLLOW TANK CLEANING | - | - | - | - | - | - | - | - |
| 186360 | 001 | 7000 | W&E WATER SUPPLY STUDY | 1,315.05 | 1,292.39 | 1,269.73 | 1,247.07 | 1,224.41 | 1,201.75 | 1,179.09 | 1,156.43 |
| 186370 | 001 | 7000 | LOCKE LAKE WELL/GROUNDWATER STUDY | 17,581.79 | 17,381.84 | 17,181.90 | 16,981.95 | 16,782.00 | 16,582.06 | 16,382.12 | 16,182.17 |
| 186375 | 001 | 7000 | AIRSTRIIP STATION UPGRADE STUDY | 16,604.74 | 16,534.98 | 16,465.22 | 16,395.46 | 16,325.70 | 16,255.94 | 16,186.18 | 16,116.42 |
| 186380 | 001 | 7000 | RATE CASE EXPENSE: 2007 | - | - | - | - | - | - | - | - |
| 186400 | 001 | 7000 | RATE CASE EXP: NORTH COUNTRY | - | - | - | - | - | - | - | - |
| 186410 | 001 | 7000 | RATE CASE EXPENSE: 2012 | - | - | - | - | - | - | - | - |
| 186415 | 001 | 7000 | RATE CASE EXPENSE: 2017 | - | - | - | - | - | - | - | - |
| 186416 | 001 | 7000 | RATE CASE EXPENSE: 2019 | 50,593.90 | 68,242.90 | 69,722.90 | 74,367.90 | 78,203.84 | 69,853.84 | 78,578.09 | 85,040.59 |
| 186420 | 001 | 7000 | LOCKE LAKE LEAK DETECTION | - | - | - | - | - | - | - | - |
| 186500 | 001 | 7000 | MANCHESTER SRCE DEV CHARGE:LY | 500,760.55 | 496,929.46 | 493,098.33 | 489,267.23 | 485,436.14 | 481,605.01 | 477,773.89 | 473,942.80 |
| 186510 | 001 | 7000 | MSCD: MAPLE HILLS - DERRY | 23,153.13 | 22,877.37 | 22,601.61 | 22,325.85 | 22,050.09 | 21,774.33 | 21,498.57 | 21,222.81 |
| 186675 | 001 | 7000 | WEB SITE UPGRADE 2006 | - | - | - | - | - | - | - | - |
| 186680 | 001 | 7000 | WEB-SITE UPGRADE 2011 | - | - | - | - | - | - | - | - |
| 186700 | 001 | 7000 | N CONWAY WATER INTERCONNECT | 42,012.46 | 41,512.07 | 41,011.68 | 40,511.29 | 40,010.90 | 39,510.51 | 39,010.12 | 38,509.73 |
| 186701 | 001 | 7000 | N CONWAY WATER PREC-BUY IN FEE | 929.63 | 918.56 | 907.50 | 896.43 | 885.37 | 874.30 | 863.24 | 852.17 |
| 186710 | 001 | 7000 | SKYVIEW ESTATES - PELHAM | 3,308.80 | 3,308.80 | 3,308.80 | 3,308.80 | 3,308.80 | 3,308.80 | 3,308.80 | 3,308.80 |
| 186720 | 001 | 7000 | BOW HIGHLANDS, BOW NH-ACQUISIT | 2,025.78 | 1,997.24 | 1,968.68 | 1,940.16 | 1,911.65 | 1,883.09 | 1,854.55 | 1,826.02 |
| 186730 | 001 | 7000 | CO-BANK DEFERRED PATRONAGE | 181,781.09 | 181,781.09 | 181,781.09 | 212,825.39 | 212,825.39 | 212,825.39 | 212,825.39 | 212,825.39 |
| 186750 | 001 | 7000 | CO-BANK DEFERRED PATRONAGE | - | - | - | - | - | - | - | - |
| | | | | 7,980,615.37 | 7,974,475.44 | 7,952,166.47 | 7,964,066.84 | 7,944,113.89 | 7,911,974.82 | 7,896,910.13 | 7,879,583.70 |
| 188100 | 001 | 7000 | ACQUISITION PREMIUM - MARA | - | - | - | - | - | - | - | - |
| Unamortized Debt Expense | | | | | | | | | | | |
| 181000 | 001 | 7000 | UNAMORTIZED DEBT EXPENSE | 225,219.75 | 223,441.58 | 221,663.41 | 219,885.24 | 218,107.07 | 218,348.15 | 217,174.33 | 215,748.51 |

| | | | | | | | | | |
|---------------------------|----------------------|----------------------|----------------------|----------------------|----------------------|----------------------|----------------------|----------------------|----------------------|
| Total Other Assets | 8,205,835.12 | 8,197,917.02 | 8,173,829.88 | 8,183,952.08 | 8,162,220.96 | 8,130,322.97 | 8,114,084.46 | 8,095,332.21 | 8,079,403.94 |
| Total Assets | 70,558,007.51 | 70,237,079.95 | 70,543,046.07 | 70,212,383.15 | 70,407,740.77 | 70,587,722.77 | 70,684,156.00 | 70,412,942.42 | 70,354,577.71 |

Equity and Liabilities

Shareholder's Equity

| | | | | | | | | | | |
|-----------------|----------------------------|------------------------|------------------------|------------------------|------------------------|------------------------|------------------------|------------------------|------------------------|------------------------|
| 201100 001 7000 | COMMON STOCK | (100.00) | (100.00) | (100.00) | (100.00) | (100.00) | (100.00) | (100.00) | (100.00) | (100.00) |
| 211000 001 7000 | ADDITIONAL PAID IN CAPITAL | (10,917,251.07) | (10,729,278.88) | (10,729,278.88) | (10,729,278.88) | (10,729,278.88) | (10,729,278.88) | (10,729,278.88) | (10,729,278.88) | (10,729,278.88) |
| 438000 001 7000 | DIVIDENDS: COMMON STOCK | - | - | - | - | - | - | - | - | - |
| 219000 001 7000 | OTHER COMPREHENSIVE INCOME | 266,889.00 | 243,835.80 | 213,589.80 | 223,645.80 | 229,896.00 | 215,698.80 | 229,258.80 | 225,561.00 | 200,305.80 |
| | | (10,650,462.07) | (10,485,543.08) | (10,515,789.08) | (10,505,733.08) | (10,499,482.88) | (10,513,680.08) | (10,500,120.08) | (10,503,817.88) | (10,529,073.08) |

| | | | | | | | | | | |
|-----------------|-----------------------------|-----------------------|-----------------------|-----------------------|-----------------------|-----------------------|-----------------------|-----------------------|-----------------------|-----------------------|
| 215500 001 7000 | RETAINED EARNINGS BEG - PEU | 2,517,637.52 | 2,517,637.52 | 2,517,637.52 | 2,517,637.52 | 2,517,637.52 | 2,517,637.52 | 2,517,637.52 | 2,517,637.52 | 2,517,637.52 |
| | Net Profit or Loss | 63,505.87 | 199,237.21 | 244,583.42 | 312,287.83 | 283,460.90 | 168,398.12 | 102,191.54 | 80,572.12 | 11,633.94 |
| | Total Equity | (8,069,318.68) | (7,768,668.35) | (7,753,568.14) | (7,675,807.73) | (7,698,384.46) | (7,827,644.44) | (7,880,291.02) | (7,905,608.24) | (7,999,801.62) |

| | | | | | | | | | | |
|-----------------|---|----------------|----------------|----------------|----------------|----------------|----------------|----------------|----------------|----------------|
| 221000 001 7000 | LONG TERM DEBT: BONDS & NOTES | - | - | - | - | - | - | - | - | - |
| 221002 001 7000 | LTD - SRF LOAN: GREEN HILLS | (49,568.75) | (48,125.00) | (46,681.25) | (45,237.50) | (43,793.75) | (42,350.00) | (40,906.25) | (39,462.50) | (38,018.75) |
| 221003 001 7000 | LTD-SRF LOAN PELHAM TANK PROJ | (176,687.86) | (173,938.25) | (171,180.65) | (168,415.03) | (165,641.37) | (162,859.66) | (160,069.86) | (157,271.95) | (154,465.91) |
| 221004 001 7000 | LTD-SRF LOAN: MAPLE HILLS | (290,945.00) | (288,375.00) | (285,799.00) | (283,216.00) | (280,627.00) | (278,032.00) | (275,430.00) | (272,822.00) | (270,208.00) |
| 221005 001 7000 | LTD - SRF LOAN/BIRCH HILL | (1,012,952.42) | (1,005,509.34) | (998,048.50) | (990,569.84) | (983,073.34) | (975,558.95) | (968,026.62) | (960,476.32) | (952,907.99) |
| 221006 001 7000 | LTD - SRF LOAN/LOCKE LAKE | (87,283.38) | (86,250.38) | (85,217.38) | (84,184.38) | (83,152.38) | (82,120.38) | (81,088.38) | (80,057.38) | (79,026.38) |
| 221007 001 7000 | LTD - SRF LOAN/LOCKE LAKE 2011 | (132,357.92) | (131,694.74) | (131,027.38) | (130,355.83) | (129,680.10) | (129,000.12) | (128,315.94) | (127,627.53) | (126,934.88) |
| 221008 001 7000 | LTD/SRF LOAN: LIBERTY TREE | (209,188.00) | (208,352.00) | (207,511.00) | (206,664.00) | (205,812.00) | (204,954.00) | (204,091.00) | (203,222.00) | (202,347.00) |
| 221009 001 7000 | LTD/SRF LOAN: LOCKE LAKE 2012 | (262,335.84) | (260,767.73) | (259,196.06) | (257,620.83) | (256,042.03) | (254,459.66) | (252,873.70) | (251,284.14) | (249,690.98) |
| 221010 001 7000 | LTD: COBANK 4.5M LOAN | (2,267,169.26) | (2,265,171.81) | (2,208,555.16) | (2,208,555.16) | (2,206,495.45) | (2,149,857.63) | (2,149,857.63) | (2,147,779.50) | (2,090,635.09) |
| 221011 001 7000 | LTD: COBANK 1.7M LOAN | (1,134,229.57) | (1,127,617.85) | (1,120,645.36) | (1,113,991.30) | (1,107,204.48) | (1,100,508.52) | (1,093,681.02) | (1,086,942.90) | (1,080,183.78) |
| 221012 001 7000 | LTD: COBANK 925K LOAN | (622,238.93) | (618,757.53) | (615,044.25) | (611,536.52) | (607,943.76) | (604,410.05) | (600,792.05) | (597,232.16) | (593,659.25) |
| 221013 001 7000 | LTD: LOCKE LAKE 2012-PHASE2 | (291,465.24) | (289,963.16) | (288,457.67) | (286,948.76) | (285,436.44) | (283,920.69) | (282,401.50) | (280,878.87) | (279,352.79) |
| 221014 001 7000 | LTD: LOCKE LAKE-WINWOOD & MONROE | (298,987.42) | (297,573.99) | (296,157.36) | (294,737.52) | (293,314.46) | (291,888.18) | (290,458.66) | (289,025.91) | (287,589.91) |
| 221015 001 7000 | LTD: SRF LOAN/HICKORY & AVERY | (321,506.31) | (319,941.90) | (318,374.09) | (316,802.85) | (315,228.19) | (313,650.10) | (312,068.57) | (310,483.59) | (308,895.15) |
| 221016 001 7000 | LTD: SRF LOAN/W&E MAIN REPLACEMENT | (791,485.84) | (787,740.48) | (783,986.95) | (780,225.24) | (776,455.34) | (772,677.21) | (768,890.85) | (765,096.23) | (761,293.34) |
| 221017 001 7000 | LTD: SRF LOAN-HARDWOOD TREATMENT | (439,515.01) | (437,396.46) | (435,273.56) | (433,146.30) | (431,014.67) | (428,878.67) | (426,738.28) | (424,593.50) | (422,444.31) |
| 221018 001 7000 | LTD: COBANK 625K LOAN | (522,480.31) | (521,040.96) | (519,382.77) | (517,930.35) | (516,401.30) | (514,936.30) | (513,395.03) | (511,917.34) | (510,433.42) |
| 221019 001 7000 | LTD: SRF/LOCKE LAKE-WINWOOD & MONROE PHASE II | (313,248.70) | (311,779.70) | (310,307.70) | (308,832.70) | (307,354.70) | (305,872.70) | (304,387.70) | (302,899.70) | (301,408.70) |
| 221020 001 7000 | LTD: COBANK 1.25M PORTION OF 2.2M LOAN | (1,090,922.63) | (1,088,088.94) | (1,084,864.17) | (1,082,008.57) | (1,079,016.41) | (1,076,139.66) | (1,073,126.96) | (1,070,228.91) | (1,067,320.38) |
| 221021 001 7000 | LTD: SRF/LOCKE LAKE-VARNEY ROAD | (1,220,631.22) | (1,215,079.15) | (1,209,518.01) | (1,203,947.79) | (1,198,368.47) | (1,192,780.04) | (1,187,182.48) | (1,181,575.77) | (1,175,959.91) |
| 221022 001 7000 | LTD: COBANK 950K PORTION OF 2.2M LOAN | (838,138.21) | (836,125.91) | (833,768.70) | (831,738.22) | (829,587.71) | (827,539.84) | (825,372.43) | (823,307.03) | (821,233.04) |
| 221023 001 7000 | LTD: SRF/BRADY AVE | (477,176.51) | (476,173.75) | (475,168.70) | (474,161.35) | (473,151.70) | (472,139.75) | (471,125.49) | (470,108.93) | (469,090.05) |
| 221024 001 7000 | LTD: SRF/MERRIMACK RIVER CROSSING | (2,157,399.90) | (2,148,827.86) | (2,140,241.82) | (2,131,641.76) | (2,123,027.65) | (2,114,399.47) | (2,105,757.20) | (2,097,100.81) | (2,088,430.28) |
| 221025 001 7000 | LTD: COBANK 350K LOAN | (323,319.88) | (322,673.01) | (321,879.85) | (321,226.37) | (320,522.33) | (319,862.62) | (319,152.52) | (318,486.52) | (317,817.46) |
| 221026 001 7000 | LTD: SRF/HILLCREST ROAD | (217,580.35) | (216,715.83) | (215,849.90) | (214,982.55) | (214,113.79) | (213,243.61) | (212,372.01) | (211,498.98) | (210,624.53) |
| 221027 001 7000 | LTD: SRF/LOCKE LAKE GEORGETOWN MAIN | (1,283,426.34) | (1,283,426.34) | (1,283,426.34) | (1,283,426.34) | (1,061,830.42) | (1,059,575.89) | (1,057,317.57) | (1,055,055.44) | (1,052,789.51) |
| 221028 001 7000 | LTD: SRF/LOCKE LAKE AIRSTRIP WELL INTERCONN | (561,064.29) | (595,728.24) | (595,728.24) | (663,241.94) | (546,249.36) | (544,734.40) | (543,218.50) | (541,701.65) | (540,183.86) |
| 221029 001 7000 | LTD: SRF/LOCKE LAKE SURFACE WATER SUPPLY | (2,093,754.65) | (2,093,754.65) | (2,250,605.26) | (2,293,331.72) | (1,888,799.50) | (1,883,561.13) | (1,878,319.49) | (1,873,074.59) | (1,867,826.44) |
| 221030 001 7000 | LTD: COBANK 1.153M LOAN T9 | (1,088,943.61) | (1,086,678.29) | (1,084,007.79) | (1,081,723.86) | (1,079,299.70) | (1,076,998.01) | (1,074,556.60) | (1,072,237.02) | (1,069,908.69) |
| 221031 001 7000 | LTD: COBANK LOAN T10 | (779,618.49) | (778,050.50) | (776,219.08) | (774,639.43) | (772,968.73) | (771,377.95) | (769,696.43) | (768,094.43) | (766,486.94) |
| 221032 001 7000 | LTD: COBANK LOAN T11 | - | - | - | - | - | - | - | - | (1,111,556.35) |
| 221033 001 7000 | LTD: COBANK LOAN T12 | - | - | - | - | - | - | - | - | - |

| | | | | | | | | | | | | |
|--------|-----|------|---|------------------------|------------------------|------------------------|------------------------|------------------------|------------------------|------------------------|------------------------|------------------------|
| 221052 | 001 | 7000 | FORGIVABLE DEBT: GREEN HILLS | (15,501.36) | (15,018.10) | (14,534.84) | (14,051.58) | (13,568.32) | (13,085.06) | (12,601.80) | (12,118.54) | (11,635.28) |
| 221056 | 001 | 7000 | FORGIVABLE DEBT: LOCKE LAKE | (31,018.68) | (30,705.36) | (30,392.04) | (30,078.72) | (29,765.40) | (29,452.08) | (29,138.76) | (28,825.44) | (28,512.12) |
| 221057 | 001 | 7000 | FORGIVABLE DEBT:LOCKE LKE 2011 | (67,782.64) | (67,280.55) | (66,778.46) | (66,276.37) | (65,774.28) | (65,272.19) | (64,770.10) | (64,268.01) | (63,765.92) |
| 221058 | 001 | 7000 | FORGIVABLE DEBT:LIBERTY TREE | (91,966.86) | (91,381.09) | (90,795.32) | (90,209.55) | (89,623.78) | (89,038.01) | (88,452.24) | (87,866.47) | (87,280.70) |
| 221059 | 001 | 7000 | FORGIVABLE LTD:LOCKE LAKE 2012 | - | - | - | - | - | - | - | - | - |
| 221060 | 001 | 7000 | FORGIVABLE LTD: BRADY AVE | (57,443.97) | (57,269.37) | (57,094.77) | (56,920.17) | (56,745.57) | (56,570.97) | (56,396.37) | (56,221.77) | (56,047.17) |
| 221061 | 001 | 7000 | FORGIVABLE LTD: LOCKE LAKE GEORGETOWN | - | - | - | - | (201,905.18) | (201,331.59) | (200,758.00) | (200,184.41) | (199,610.82) |
| 221062 | 001 | 7000 | FORGIVABLE LTD: LOCKE LAKE AIRSTRIP WELL | - | - | - | - | (104,339.42) | (104,043.00) | (103,746.58) | (103,450.16) | (103,153.74) |
| 221063 | 001 | 7000 | FORGIVABLE LTD: LOCKE LAKE SURFACE WATER | - | - | - | - | (360,780.68) | (359,755.73) | (358,730.78) | (357,705.83) | (356,680.88) |
| | | | Long Term Debt | (21,619,335.35) | (21,582,973.22) | (21,611,719.38) | (21,652,576.40) | (21,504,109.16) | (21,366,835.82) | (21,285,265.35) | (21,202,184.23) | (22,175,409.70) |
| | | | Current Liabilities | | | | | | | | | |
| 221100 | 001 | 7000 | CURRENT PORTION LONG TERM DEBT | - | - | - | - | - | - | - | - | - |
| 232100 | 001 | 7000 | FIXED ASSET LINE OF CREDIT | (811,922.61) | (1,171,304.54) | (1,171,304.54) | (1,171,304.54) | (1,171,304.54) | (1,171,304.54) | (1,171,304.54) | (1,171,304.54) | (35,895.54) |
| 221102 | 001 | 7000 | CURR PORTION LTD:GREEN HILLS | (17,325.00) | (17,325.00) | (17,325.00) | (17,325.00) | (17,325.00) | (17,325.00) | (17,325.00) | (17,325.00) | (17,325.00) |
| 221103 | 001 | 7000 | CURR PORTION LTD:PELHAM TANK | (32,380.27) | (32,474.39) | (32,568.78) | (32,663.45) | (32,758.40) | (32,853.62) | (32,949.11) | (33,044.88) | (33,140.92) |
| 221104 | 001 | 7000 | CURR PORTION LTD:MAPLE HILLS | (30,350.00) | (30,425.00) | (30,500.00) | (30,576.00) | (30,651.00) | (30,726.00) | (30,802.00) | (30,878.00) | (30,954.00) |
| 221105 | 001 | 7000 | CURRENT PORTION LTD:BIRCH HILL | (87,946.64) | (88,156.54) | (88,366.94) | (88,577.85) | (88,789.26) | (89,001.17) | (89,213.59) | (89,426.51) | (89,639.95) |
| 221106 | 001 | 7000 | CURR PORT LTD:LOCKE LAKE 2007 | (12,407.00) | (12,406.00) | (12,405.00) | (12,404.00) | (12,402.00) | (12,400.00) | (12,398.00) | (12,395.00) | (12,392.00) |
| 221107 | 001 | 7000 | CURR PORT LTD:LOCKE LAKE 2011 | (7,634.82) | (7,684.38) | (7,734.03) | (7,783.79) | (7,833.67) | (7,883.61) | (7,933.67) | (7,983.82) | (8,034.08) |
| 221108 | 001 | 7000 | CURR PORTION LTD:LIBERTY TREE | (9,601.00) | (9,667.00) | (9,732.00) | (9,798.00) | (9,864.00) | (9,930.00) | (9,996.00) | (10,062.00) | (10,129.00) |
| 221109 | 001 | 7000 | CURR PORT LTD:LOCKE LAKE 2012 | (18,543.03) | (18,585.06) | (18,627.19) | (18,669.41) | (18,711.72) | (18,754.12) | (18,796.63) | (18,839.23) | (18,881.93) |
| 221110 | 001 | 7000 | CURR PORT LTD:COBANK 4.5M LOAN | (228,280.46) | (230,277.91) | (230,277.91) | (230,277.91) | (232,337.62) | (232,337.62) | (232,337.62) | (234,415.75) | (234,415.75) |
| 221111 | 001 | 7000 | CURR PORT LTD:COBANK 1.7M (T4) | (78,577.80) | (78,822.75) | (79,044.68) | (79,291.08) | (79,530.27) | (79,778.18) | (80,018.85) | (80,268.29) | (80,518.50) |
| 221112 | 001 | 7000 | CURR PORT LTD:COBANK 925K (T3) | (41,326.53) | (41,477.78) | (41,614.89) | (41,767.19) | (41,915.12) | (42,068.52) | (42,217.51) | (42,372.02) | (42,527.09) |
| 221113 | 001 | 7000 | CURR PORT LTD:SRF LOCKE LAKE-DAM SITE #2 | (17,762.25) | (17,802.51) | (17,842.86) | (17,883.31) | (17,923.84) | (17,964.47) | (18,005.19) | (18,046.00) | (18,086.90) |
| 221114 | 001 | 7000 | CURR PORT LTD:LOCKE LAKE W & M | (16,713.80) | (16,751.69) | (16,789.67) | (16,827.73) | (16,865.88) | (16,904.11) | (16,942.43) | (16,980.83) | (17,019.31) |
| 221115 | 001 | 7000 | CURR PORT LTD:HICKORY & AVERY | (18,509.54) | (18,549.89) | (18,590.32) | (18,630.86) | (18,671.48) | (18,712.18) | (18,752.97) | (18,793.85) | (18,834.83) |
| 221116 | 001 | 7000 | CURR PORT LTD:W&E MAIN REPLACEMENT | (44,313.91) | (44,410.51) | (44,507.33) | (44,604.35) | (44,701.58) | (44,799.03) | (44,896.69) | (44,994.56) | (45,092.65) |
| 221117 | 001 | 7000 | CURR PORT LTD:HARDWOOD TREATMENT | (25,086.54) | (25,138.05) | (25,189.67) | (25,241.39) | (25,293.22) | (25,345.14) | (25,397.17) | (25,449.31) | (25,501.57) |
| 221118 | 001 | 7000 | CURR PORT LTD: COBANK 625K LOAN | (17,305.56) | (17,378.58) | (17,444.82) | (17,518.42) | (17,589.96) | (17,664.18) | (17,736.31) | (17,811.15) | (17,886.30) |
| 221119 | 001 | 7000 | CURR PORT LTD: LOCKE LAKE-WINWOOD & MONROE PHASE II | (17,398.00) | (17,433.00) | (17,468.00) | (17,503.00) | (17,538.00) | (17,575.00) | (17,612.00) | (17,649.00) | (17,686.00) |
| 221120 | 001 | 7000 | CURRENT PORTION LTD:COBANK 1.25M PORTION OF 2.2M L | (34,110.83) | (34,234.20) | (34,346.04) | (34,470.26) | (34,590.91) | (34,716.02) | (34,837.52) | (34,963.52) | (35,089.97) |
| 221121 | 001 | 7000 | CURRENT PORTION LTD:SRF/LOCKE LAKE-VARNEY ROAD | (65,922.91) | (66,030.58) | (66,138.43) | (66,246.45) | (66,354.65) | (66,463.02) | (66,571.57) | (66,680.31) | (66,789.22) |
| 221122 | 001 | 7000 | CURRENT PORTION LTD:COBANK 950K PORTION OF 2.2M L | (24,292.68) | (24,393.71) | (24,485.35) | (24,587.19) | (24,686.15) | (24,788.83) | (24,888.60) | (24,992.12) | (25,096.07) |
| 221123 | 001 | 7000 | CURRENT PORTION LTD: SRF/BRADY AVE | (11,855.51) | (11,882.76) | (11,910.05) | (11,937.38) | (11,964.75) | (11,992.16) | (12,019.62) | (12,047.10) | (12,074.63) |
| 221124 | 001 | 7000 | CURRENT PORTION LTD: SRF/MERRIMACK RIVER CROSSING | (101,780.64) | (101,946.88) | (102,113.40) | (102,280.18) | (102,447.24) | (102,614.57) | (102,782.17) | (102,950.05) | (103,118.21) |
| 221125 | 001 | 7000 | CURRENT PORTION LTD: COBANK 350K LOAN | (7,868.34) | (7,904.45) | (7,937.22) | (7,973.65) | (8,009.07) | (8,045.83) | (8,081.57) | (8,118.66) | (8,155.93) |
| 221126 | 001 | 7000 | CURRENT PORTION LTD: SRF/HILLCREST ROAD | (10,264.90) | (10,281.67) | (10,298.46) | (10,315.29) | (10,332.14) | (10,349.02) | (10,365.92) | (10,382.86) | (10,399.82) |
| 221127 | 001 | 7000 | CURRENT PORTION LTD: SRF/LOCKE LAKE GEORGETOWN MAIN | - | - | - | - | (15,675.61) | (17,930.14) | (20,188.46) | (22,450.59) | (24,716.52) |
| 221128 | 001 | 7000 | CURRENT PORTION LTD: SRF/LOCKE LAKE AIRSTRIP WELL INTERCONN | - | - | - | - | (10,578.22) | (12,093.18) | (13,609.08) | (15,125.93) | (16,643.72) |
| 221129 | 001 | 7000 | CURRENT PORTION LTD: SRF/LOCKE LAKE SURFACE WATER SUPPLY | - | - | - | - | (36,576.89) | (41,815.26) | (47,056.90) | (52,301.80) | (57,549.95) |
| 221130 | 001 | 7000 | CURRENT PORTION LTD: COBANK 1.153M LOAN T9 | (27,453.81) | (27,557.36) | (27,651.24) | (27,755.53) | (27,856.84) | (27,961.90) | (28,063.97) | (28,169.81) | (28,276.06) |
| 221131 | 001 | 7000 | CURRENT PORTION LTD: COBANK LOAN T10 | (19,005.79) | (19,070.92) | (19,129.95) | (19,195.52) | (19,259.19) | (19,325.19) | (19,389.29) | (19,455.74) | (19,522.42) |
| 221132 | 001 | 7000 | CURRENT PORTION LTD: COBANK LOAN T11 | - | - | - | - | - | - | - | - | (23,852.65) |
| 221133 | 001 | 7000 | CURRENT PORTION LTD: COBANK LOAN T12 | - | - | - | - | - | - | - | - | - |
| 221152 | 001 | 7000 | FORGIVABLE DEBT:STD GREENHILLS | (5,799.12) | (5,799.12) | (5,799.12) | (5,799.12) | (5,799.12) | (5,799.12) | (5,799.12) | (5,799.12) | (5,799.12) |
| 221156 | 001 | 7000 | FORGIVAB DEBT:STD LOCKLKE 2007 | (3,759.84) | (3,759.84) | (3,759.84) | (3,759.84) | (3,759.84) | (3,759.84) | (3,759.84) | (3,759.84) | (3,759.84) |
| 221157 | 001 | 7000 | FORGIVABLE STD:LOCKE LAKE 2011 | (6,025.08) | (6,025.08) | (6,025.08) | (6,025.08) | (6,025.08) | (6,025.08) | (6,025.08) | (6,025.08) | (6,025.08) |
| 221158 | 001 | 7000 | FORGIVABLE STD:LIBERTY TREE | (7,029.24) | (7,029.24) | (7,029.24) | (7,029.24) | (7,029.24) | (7,029.24) | (7,029.24) | (7,029.24) | (7,029.24) |
| 221160 | 001 | 7000 | FORGIVABLE STD: BRADY AVE | (2,095.20) | (2,095.20) | (2,095.20) | (2,095.20) | (2,095.20) | (2,095.20) | (2,095.20) | (2,095.20) | (2,095.20) |
| 221161 | 001 | 7000 | FORGIVABLE STD: LOCKE LAKE GEORGETOWN | - | - | - | - | (4,015.13) | (4,588.72) | (5,162.31) | (5,735.90) | (6,309.49) |
| 221162 | 001 | 7000 | FORGIVABLE STD: LOCKE LAKE AIRSTRIP WELL | - | - | - | - | (2,074.94) | (2,371.36) | (2,667.78) | (2,964.20) | (3,260.62) |
| 221163 | 001 | 7000 | FORGIVABLE STD: LOCKE LAKE SURFACE WATER | - | - | - | - | (7,174.65) | (8,199.60) | (9,224.55) | (10,249.50) | (11,274.45) |
| | | | Current Portion of Long Term Debt | (1,860,648.65) | (2,224,081.59) | (2,226,052.25) | (2,228,117.21) | (2,308,311.42) | (2,321,289.77) | (2,334,253.07) | (2,349,336.31) | (1,250,799.53) |

| | | | | | | | | | | | | |
|--------|-----|------|--------------------------------------|------------------------|------------------------|------------------------|------------------------|------------------------|------------------------|------------------------|------------------------|------------------------|
| 222000 | 001 | 7000 | ACCOUNTS PAYABLE | - | - | - | - | - | - | - | - | - |
| 231000 | 001 | 7000 | ACCOUNTS PAYABLE | (202,894.51) | (196,071.04) | (239,222.09) | (74,011.49) | (88,170.93) | (126,712.62) | (164,220.80) | (102,585.57) | (22,864.66) |
| 231111 | 001 | 7000 | A/P | (2,909.92) | (728.00) | (7,754.06) | - | - | (448.00) | (756.00) | (1,124.20) | (1,807.50) |
| 231222 | 001 | 7000 | ACCOUNTS PAYABLE - CWIP | (16,628.63) | (20,722.52) | (41,451.83) | (3,236.20) | (6,288.41) | (62,425.92) | (37,362.14) | (8,714.77) | (83,143.08) |
| 235200 | 001 | 7000 | DEPOSIT - ESCROW | - | - | - | - | - | (24,000.00) | (24,000.00) | (24,000.00) | (24,000.00) |
| 235300 | 001 | 7000 | LITCHFIELD DEPOSIT | (64,368.79) | (64,368.79) | (64,368.79) | (64,368.79) | (64,368.79) | (64,368.79) | (64,368.79) | (64,368.79) | (64,368.79) |
| 235350 | 001 | 7000 | DEPOSITS - MERRIMACK SOURCE DEV | (58,370.63) | (67,626.63) | (68,783.63) | (68,783.63) | (68,783.63) | (73,353.63) | (84,865.63) | (87,179.63) | (108,005.63) |
| 236115 | 001 | 7000 | LOCAL PROPERTY TAXES PAYABLE | (10,295.67) | (20,591.34) | (13,093.01) | (75,655.98) | (169,105.95) | - | - | (32,452.00) | - |
| 236119 | 001 | 7000 | ACCRUED TAXES | - | - | - | - | - | - | - | - | - |
| 236116 | 001 | 7000 | PUBLIC UTILITY TAX PAYABLE | - | - | - | - | - | - | - | - | - |
| 237110 | 001 | 7000 | ACCRUED INTEREST LTD | (51,528.65) | (66,435.52) | (45,221.98) | (60,966.46) | (37,454.74) | (12,040.84) | (24,481.20) | (35,920.73) | (11,658.84) |
| 241300 | 001 | 7000 | MISC CURRENT ACCRUED LIABILITY | (245,914.02) | (254,001.76) | (266,971.56) | (253,096.21) | (338,338.03) | (323,216.61) | (210,002.96) | (225,918.88) | (222,357.38) |
| 241350 | 001 | 7000 | ACCRUED LIABILITY - RETAINAGE | (157,115.51) | (158,454.51) | (159,442.59) | (155,969.92) | (124,083.05) | (104,735.26) | (76,691.99) | (76,691.99) | (76,691.99) |
| | | | | (810,026.33) | (849,000.11) | (906,309.54) | (756,088.68) | (896,593.53) | (791,301.67) | (686,749.51) | (658,956.56) | (614,897.87) |
| 235250 | 001 | 7000 | HARDSHIP CASES: CREDITS | - | - | - | - | - | - | - | - | - |
| 223202 | 001 | 7000 | NOTE PAYABLE: PCP-2015 3M LOAN | - | - | - | - | - | - | - | - | - |
| 223203 | 001 | 7000 | NOTE PAYABLE: PCP-2015 1M LOAN | - | - | - | - | - | - | - | - | - |
| 223212 | 001 | 7000 | CURR PORT LTD: 3M PCP NP | - | - | - | - | - | - | - | - | - |
| 223213 | 001 | 7000 | CURR PORT LTD: 1M PCP NP | - | - | - | - | - | - | - | - | - |
| 223206 | 001 | 7000 | NOTE PAYABLE- PCP 2018 1.7M LOAN | (1,569,997.16) | (1,566,825.33) | (1,563,645.04) | (1,560,456.27) | (1,557,259.00) | (1,554,053.20) | (1,550,838.85) | (1,547,615.93) | (1,544,384.42) |
| 223207 | 001 | 7000 | NOTE PAYABLE - PCP 2018 1.1M LOAN | (1,067,941.48) | (1,065,783.94) | (1,063,620.65) | (1,061,451.59) | (1,059,276.75) | (1,057,096.11) | (1,054,909.65) | (1,052,717.36) | (1,050,519.23) |
| 223216 | 001 | 7000 | ST NOTE PAYABLE - PCP 2018 1.7M LOAN | (37,410.36) | (37,510.12) | (37,610.15) | (37,710.44) | (37,811.00) | (37,911.83) | (38,012.93) | (38,114.30) | (38,215.93) |
| 223217 | 001 | 7000 | ST NOTE PAYABLE - PCP 2018 1.1M LOAN | (25,447.23) | (25,515.09) | (25,583.13) | (25,651.35) | (25,719.75) | (25,788.33) | (25,857.10) | (25,926.05) | (25,995.18) |
| 223800 | 001 | 7000 | INTERCO LOAN NC-INTEGRATED | - | - | - | - | - | - | - | - | - |
| 233400 | 001 | 7000 | INTERCO PAY/REC: PEU/TSC | - | - | - | - | - | - | - | - | - |
| 233500 | 001 | 7000 | INTERCO PAY/REC: PEU/PWS | - | - | - | 4,591.54 | 4,592.50 | 4,593.46 | 4,594.42 | 4,595.38 | 4,596.34 |
| 233600 | 001 | 7000 | INTERCO PAY/REC: PEU/PAC | 0.07 | 0.23 | 0.41 | 0.61 | 1.08 | 2.08 | 3.94 | 6.70 | 9.90 |
| 233700 | 001 | 7000 | INTERCO PAY/REC: PEU/PWW | 486,125.20 | 283,659.03 | 68,279.20 | (183,644.97) | (390,862.93) | (704,853.35) | (904,300.37) | (1,140,505.84) | (1,430,562.22) |
| 233800 | 001 | 7000 | AP INTERCO PAY/REC: PEU/PAC | 659.69 | 872.79 | 872.79 | 1,085.89 | 3,408.25 | 6,233.51 | 11,638.36 | 14,838.36 | 15,845.99 |
| 233300 | 001 | 7000 | INTERCO PAY/REC: PEU/PCP | (6,277,491.29) | (5,518,543.91) | (5,605,040.45) | (5,244,916.10) | (5,178,071.37) | (5,168,936.14) | (5,220,341.58) | (4,824,259.32) | (4,620,702.22) |
| | | | Total Current Liabilities | (11,162,177.54) | (11,002,728.04) | (11,358,708.81) | (11,092,358.57) | (11,445,903.92) | (11,650,401.35) | (11,799,026.34) | (11,617,991.23) | (10,555,624.37) |
| 224100 | 001 | 7000 | OTHER LIABILITY: DERIVATIVE | (444,815.00) | (406,393.00) | (355,983.00) | (372,743.00) | (383,160.00) | (359,498.00) | (382,098.00) | (375,935.00) | (333,843.00) |
| 253000 | 001 | 7000 | DEFERRED GAIN-GREEN HILLS SRF | - | - | - | - | - | - | - | - | - |
| 253001 | 001 | 7000 | DEFERRED GAIN-LOCKE LAKE SRF | - | - | - | - | - | - | - | - | - |
| 282200 | 001 | 7000 | DEFERRED INCOME TAXES | (4,450,837.00) | (4,450,837.00) | (4,450,837.00) | (4,450,837.00) | (4,450,837.00) | (4,450,837.00) | (4,450,837.00) | (4,450,837.00) | (4,450,837.00) |
| 282201 | 001 | 7000 | DEFERRED INCOME TAX - SWAP | 177,926.00 | 162,557.20 | 142,393.20 | 149,097.20 | 153,264.00 | 143,799.20 | 152,839.20 | 150,374.00 | 133,537.20 |
| 283100 | 001 | 7000 | ACCUM DEF INC TAX - REG LIABILITY | (1,620,743.00) | (1,620,743.00) | (1,620,743.00) | (1,620,743.00) | (1,620,743.00) | (1,620,743.00) | (1,620,743.00) | (1,620,743.00) | (1,620,743.00) |
| 271200 | 001 | 7000 | CONTRIBUTIONS IN AID OF CONST | (21,172,149.16) | (21,413,286.71) | (21,422,054.91) | (21,426,936.84) | (21,430,749.24) | (21,456,182.70) | (21,461,772.61) | (21,475,495.54) | (21,479,786.20) |
| 271204 | 001 | 7000 | CIAC: MAPLE HILLS GRANT | (92,245.15) | (92,245.15) | (92,245.15) | (92,245.15) | (92,245.15) | (97,173.35) | (97,173.35) | (97,173.35) | (97,173.35) |
| 271205 | 001 | 7000 | CIAC: BIRCH HILLS GRANT | (137,116.56) | (137,116.56) | (137,116.56) | (137,116.56) | (137,116.56) | (145,991.15) | (145,991.15) | (145,991.15) | (145,991.15) |
| 271206 | 001 | 7000 | CIAC: LOCKE LAKE GRANT | (17,489.44) | (17,489.44) | (17,489.44) | (17,489.44) | (17,489.44) | (18,358.33) | (18,358.33) | (18,358.33) | (18,358.33) |
| 271207 | 001 | 7000 | DRINKING WATER GRANT FUNDS | (600,000.00) | (600,000.00) | (600,000.00) | (600,000.00) | (600,000.00) | (600,000.00) | (600,000.00) | (600,000.00) | (600,000.00) |
| 271250 | 001 | 7000 | CIAC: LONDONDERRY/MWW CONN | (603,000.00) | (603,000.00) | (603,000.00) | (603,000.00) | (603,000.00) | (603,000.00) | (603,000.00) | (603,000.00) | (603,000.00) |
| 271300 | 001 | 7000 | CIAC: SEASON LANE, LONDONDERRY | (15,400.00) | (15,400.00) | (15,400.00) | (15,400.00) | (15,400.00) | (15,400.00) | (15,400.00) | (15,400.00) | (15,400.00) |
| 271302 | 001 | 7000 | CIAC: PELHAM | (84,300.00) | (84,300.00) | (84,300.00) | (84,300.00) | (84,300.00) | (84,300.00) | (84,300.00) | (84,300.00) | (84,300.00) |
| 271303 | 001 | 7000 | CIAC: LITCHFIELD | (150,367.50) | (150,367.50) | (150,367.50) | (150,367.50) | (150,367.50) | (150,367.50) | (150,367.50) | (150,367.50) | (150,367.50) |
| 271304 | 001 | 7000 | CIAC: BOW | (19,200.00) | (19,200.00) | (19,200.00) | (19,200.00) | (19,200.00) | (19,200.00) | (19,200.00) | (19,200.00) | (19,200.00) |

| | | | | | | | | | | | | | |
|--------|-----|------|---------------------------------------|------------------------|------------------------|------------------------|------------------------|------------------------|------------------------|------------------------|------------------------|------------------------|----------------|
| 271305 | 001 | 7000 | CIAC: LAKEVIEW FARMS - WINDHAM | (46,000.00) | (46,000.00) | (46,000.00) | (46,000.00) | (46,000.00) | (46,000.00) | (46,000.00) | (46,000.00) | (46,000.00) | (46,000.00) |
| 271325 | 001 | 7000 | CIAC: MEADOWBROOK PUMP STATION | (18,900.00) | (18,900.00) | (18,900.00) | (18,900.00) | (18,900.00) | (18,900.00) | (18,900.00) | (18,900.00) | (18,900.00) | (18,900.00) |
| 271350 | 001 | 7000 | CIAC: OAKWOOD | (36,000.00) | (36,000.00) | (36,000.00) | (36,000.00) | (36,000.00) | (36,000.00) | (36,000.00) | (36,000.00) | (36,000.00) | (36,000.00) |
| 271360 | 001 | 7000 | CIAC: SMYTHE WOODS-HOOKSETT | (20,690.39) | (20,690.39) | (20,690.39) | (20,690.39) | (20,690.39) | (20,690.39) | (20,690.39) | (20,690.39) | (20,690.39) | (20,690.39) |
| 271370 | 001 | 7000 | CIAC: W&E | (32,805.00) | (32,805.00) | (32,805.00) | (32,805.00) | (32,805.00) | (32,805.00) | (32,805.00) | (32,805.00) | (32,805.00) | (32,805.00) |
| 271380 | 001 | 7000 | CIAC: FLETCHERS CORNER:ARSENIC | (68,650.00) | (68,650.00) | (68,650.00) | (68,650.00) | (68,650.00) | (68,650.00) | (68,650.00) | (68,650.00) | (68,650.00) | (68,650.00) |
| 271400 | 001 | 7000 | CONTR IN AID OF CONST-DEV INST | (4,536,626.39) | (4,536,626.39) | (4,536,626.39) | (4,536,626.39) | (4,536,626.39) | (4,536,626.39) | (4,536,626.39) | (4,536,626.39) | (4,536,626.39) | (4,536,626.39) |
| | | | | (27,650,939.59) | (27,892,077.14) | (27,900,845.34) | (27,905,727.27) | (27,909,539.67) | (27,949,644.81) | (27,955,234.72) | (27,968,957.65) | (27,973,248.31) | |
| 272101 | 001 | 7000 | RESERVE FOR AMORT OF CIAC:PEU | 4,282,232.65 | 4,324,782.60 | 4,366,965.40 | 4,409,312.62 | 4,451,672.44 | 4,494,082.45 | 4,536,500.23 | 4,578,939.93 | 4,621,392.09 | |
| | | | Total Deferred Credits | (29,707,175.94) | (29,882,710.34) | (29,819,049.74) | (29,791,640.45) | (29,759,343.23) | (29,742,841.16) | (29,719,573.29) | (29,687,158.72) | (29,623,742.02) | |
| | | | Total Equity & Liabilities | (70,558,007.51) | (70,237,079.95) | (70,543,046.07) | (70,212,383.15) | (70,407,740.77) | (70,587,722.77) | (70,684,156.00) | (70,412,942.42) | (70,354,577.71) | |
| | | | | - | - | - | - | - | - | - | - | - | - |

| | 10 | 11 | 12 |
|--|----------------------|----------------------|----------------------|
| | Oct-21 | Nov-21 | Dec-21 |
| | 4,449.76 | 4,449.76 | 4,449.76 |
| | 510,178.38 | 510,178.38 | 510,178.38 |
| | 505,390.75 | 505,390.75 | 505,390.75 |
| | - | - | - |
| | - | - | - |
| | - | - | - |
| | - | - | - |
| | 100,335.00 | 100,335.00 | 100,335.00 |
| | 108,285.50 | 108,285.50 | 108,285.50 |
| | 25,000.00 | 25,000.00 | 25,000.00 |
| | 1,253,639.39 | 1,253,639.39 | 1,253,639.39 |
| | - | - | - |
| | 3,064,967.79 | 3,064,967.79 | 3,064,967.79 |
| | 2,504,707.30 | 2,504,707.30 | 2,504,707.30 |
| | 14,695.12 | 14,695.12 | 14,695.12 |
| | - | - | - |
| | 1,811,911.44 | 1,811,911.44 | 1,891,881.97 |
| | 247,263.19 | 247,263.19 | 247,354.68 |
| | - | - | - |
| | 537,831.09 | 537,831.09 | 537,831.09 |
| | 2,210,735.05 | 2,210,735.05 | 2,210,735.05 |
| | 371,215.92 | 371,215.92 | 367,324.68 |
| | 671,298.74 | 671,298.74 | 671,298.74 |
| | 11,434,625.64 | 11,434,625.64 | 11,510,796.42 |
| | 833,936.19 | 833,936.19 | 833,936.19 |
| | 1,702,245.16 | 1,703,411.11 | 1,701,070.32 |
| | 337,620.94 | 337,620.94 | 334,442.46 |
| | 18,636.91 | 18,636.91 | 18,636.91 |
| | 31,796.22 | 31,796.22 | 27,430.23 |
| | 4,175.71 | 4,175.71 | 4,175.71 |
| | 830,111.29 | 830,111.29 | 830,111.29 |
| | - | - | - |
| | 1,809,852.06 | 1,809,852.06 | 1,848,969.29 |
| | 17,123.56 | 17,123.56 | 17,123.56 |
| | 5,585,498.04 | 5,586,663.99 | 5,615,895.96 |
| | 2,153,207.36 | 2,153,207.36 | 2,153,207.36 |
| | 294,649.02 | 294,649.02 | 394,999.52 |
| | 1,354,366.35 | 1,354,366.35 | 1,354,366.35 |
| | 5,826.93 | 5,826.93 | 5,826.93 |
| | - | - | - |
| | 18,360,784.58 | 18,360,784.58 | 18,360,011.86 |
| | 3,026,783.89 | 3,026,783.89 | 3,026,783.89 |
| | 5,160,328.79 | 5,160,328.79 | 5,160,328.79 |
| | 11,246,016.99 | 11,246,016.99 | 11,246,016.99 |
| | 956,971.89 | 956,971.89 | 956,971.89 |
| | 622,095.25 | 622,095.25 | 622,095.25 |

| | | |
|----------------------|----------------------|----------------------|
| 48,472.79 | 48,472.79 | 48,472.79 |
| 44,669.08 | 44,669.08 | 114,959.86 |
| 169,870.00 | 169,870.00 | 246,383.64 |
| 543,406.98 | 543,406.98 | 516,823.26 |
| 335,700.78 | 335,700.78 | 295,788.77 |
| 149,726.91 | 149,726.91 | 148,112.41 |
| 5,417,440.79 | 5,417,440.79 | 5,712,441.26 |
| 98,000.00 | 98,000.00 | 98,000.00 |
| 85,379.57 | 85,379.57 | 85,379.57 |
| 2,207,621.48 | 2,207,621.48 | 2,209,208.72 |
| 1,523,496.56 | 1,523,496.56 | 1,525,668.75 |
| 3,514,886.97 | 3,518,620.51 | 3,522,337.16 |
| 1,636,602.79 | 1,639,748.94 | 1,643,392.26 |
| 1,304,511.09 | 1,308,022.42 | 1,306,511.71 |
| 813,875.18 | 814,553.83 | 824,065.83 |
| 618,135.76 | 618,135.76 | 620,312.20 |
| 4,605.74 | 4,605.74 | 4,605.74 |
| 1,144,734.29 | 1,144,734.29 | 1,144,734.29 |
| 88,913.08 | 88,913.08 | 88,913.08 |
| (8,708,682.94) | (8,708,682.94) | (8,706,800.25) |
| (7,940.20) | (7,940.20) | (7,940.20) |
| (185,750.00) | (185,750.00) | (185,750.00) |
| (230,800.00) | (230,800.00) | (230,800.00) |
| (276,666.67) | (276,666.67) | (276,666.67) |
| (331,666.66) | (331,666.66) | (331,666.66) |
| 4,357,935.96 | 4,372,101.37 | 4,386,266.77 |
| 3,256.26 | 3,265.85 | 3,275.44 |
| 116,564.19 | 117,038.84 | 117,513.49 |
| 133,502.78 | 134,032.37 | 134,561.97 |
| 181,483.58 | 181,954.89 | 182,426.21 |
| 218,612.20 | 219,160.53 | 219,708.86 |
| 58,200,929.39 | 58,228,197.94 | 58,740,849.09 |
| 2,688.66 | 2,688.66 | 2,688.66 |
| 72,937.34 | 72,937.34 | 72,937.34 |
| 9,592.29 | 9,592.29 | 9,592.29 |
| - | - | - |
| 602,060.62 | 602,060.62 | 602,060.62 |
| 73,467.71 | 73,467.71 | 73,467.71 |
| 10,364.16 | 10,364.16 | 10,364.16 |
| 771,110.78 | 771,110.78 | 771,110.78 |
| 386,400.05 | 386,400.05 | 386,400.05 |
| - | - | - |
| - | - | - |
| - | - | - |
| 21,445.54 | 21,445.54 | 21,445.54 |
| 48,432.05 | 48,432.05 | 48,432.05 |
| - | - | - |
| - | - | - |
| 456,277.64 | 456,277.64 | 456,277.64 |
| 77,702,080.88 | 77,730,515.38 | 78,348,569.28 |
| - | - | - |

| | | |
|------------------------|------------------------|------------------------|
| (21,568,831.38) | (21,708,933.09) | (21,844,912.52) |
| 1,692,832.30 | 1,693,351.99 | 1,700,998.10 |
| 2,407,963.98 | 2,407,963.98 | 2,430,308.96 |
| - | - | - |
| (17,468,035.10) | (17,607,617.12) | (17,713,605.46) |

| | | |
|----------------------|----------------------|----------------------|
| 60,234,045.78 | 60,122,898.26 | 60,634,963.82 |
|----------------------|----------------------|----------------------|

| | | |
|----------------------|----------------------|----------------------|
| 526,704.21 | 553,966.47 | 424,848.56 |
| 66,150.30 | 195,984.82 | (230,762.54) |
| 60,826,900.29 | 60,872,849.55 | 60,829,049.84 |

| | | |
|----------------|--------------|--------------|
| - | - | - |
| 900.00 | 900.00 | 900.00 |
| 328,982.04 | 168,895.95 | 178,133.46 |
| 704,136.80 | 664,034.24 | 677,618.16 |
| (1,669,700.92) | (878,174.15) | (945,277.64) |
| 299,840.24 | (10,673.85) | 478,727.68 |
| 177,488.27 | 221,709.34 | 159,627.82 |
| 261,586.03 | 274,311.06 | 287,020.74 |
| 39,170.00 | 39,170.00 | 39,170.00 |

| | | |
|-------------------|-------------------|-------------------|
| 726,438.66 | 564,787.73 | 495,586.19 |
| 117,487.10 | 120,587.85 | 336,700.95 |
| (2,000.00) | (2,000.00) | (3,318.59) |
| - | - | - |
| 841,925.76 | 683,375.58 | 828,968.55 |

| | | |
|-------------------|-------------------|-------------------|
| 718,777.00 | 711,469.00 | 739,860.00 |
| - | - | - |
| - | - | - |
| 285.35 | 285.35 | 285.35 |
| 719,062.35 | 711,754.35 | 740,145.35 |

| | | |
|---|---|---|
| - | - | - |
| - | - | - |
| - | - | - |

| | | |
|--------------------|--------------------|--------------------|
| 20,148.06 | 10,257.38 | 366.76 |
| - | - | - |
| 11,283.32 | 14,175.65 | 8,434.98 |
| - | 221,563.04 | 258,955.76 |
| (34,781.61) | (34,781.61) | (34,781.61) |
| (3,350.23) | 211,214.46 | 232,975.89 |

| | | |
|---------------------|---------------------|---------------------|
| 1,700,040.34 | 2,086,516.98 | 2,678,010.01 |
|---------------------|---------------------|---------------------|

| | | |
|---|---|---|
| - | - | - |
|---|---|---|

| | | |
|---------------------|---------------------|---------------------|
| - | - | - |
| - | - | - |
| 6,959,869.14 | 6,941,040.30 | 6,922,211.56 |
| - | - | - |
| - | - | - |
| - | - | - |
| - | - | - |
| - | - | - |
| - | - | - |
| - | - | - |
| - | - | - |
| 6,837.59 | 6,837.59 | 6,837.59 |
| - | - | - |
| 4,194.22 | 4,173.25 | 4,152.28 |
| - | - | - |
| - | - | 12,320.58 |
| - | - | 2,432.49 |
| - | - | - |
| - | - | 4,861.60 |
| - | - | - |
| - | - | 7,982.07 |
| - | - | 116,737.69 |
| - | - | - |
| 1,111.11 | 1,088.45 | 1,065.79 |
| 15,782.28 | 15,582.33 | 15,382.39 |
| 15,976.90 | 15,907.14 | 15,837.38 |
| - | - | - |
| - | - | - |
| - | - | - |
| 98,795.84 | 104,439.69 | 105,944.69 |
| - | - | - |
| 466,280.56 | 462,449.46 | 458,618.33 |
| 20,671.29 | 20,395.53 | 20,119.77 |
| - | - | - |
| - | - | - |
| 37,508.95 | 37,008.56 | 36,508.17 |
| 830.04 | 818.98 | 807.91 |
| 3,308.80 | 3,308.80 | 3,308.80 |
| 1,768.95 | 1,740.44 | 1,711.88 |
| 212,825.39 | 212,825.39 | 212,825.39 |
| - | - | - |
| 7,845,761.06 | 7,827,615.91 | 7,949,666.36 |
| - | - | - |
| 220,467.62 | 222,730.54 | 229,259.83 |

| | | |
|------------------------|------------------------|------------------------|
| 8,066,228.68 | 8,050,346.45 | 8,178,926.19 |
| 70,593,169.31 | 71,009,712.98 | 71,685,986.04 |
| (100.00) | (100.00) | (100.00) |
| (10,729,278.88) | (10,729,278.88) | (10,729,278.88) |
| - | - | - |
| 191,497.20 | 191,328.60 | 173,775.60 |
| (10,537,881.68) | (10,538,050.28) | (10,555,603.28) |
| 2,517,637.52 | 2,517,637.52 | 2,517,637.52 |
| (1,909.47) | 33,300.97 | (37,717.51) |
| (8,022,153.63) | (7,987,111.79) | (8,075,683.27) |
| - | - | - |
| (36,575.00) | (35,131.25) | (33,687.50) |
| (151,651.71) | (148,829.33) | (145,998.75) |
| (267,587.00) | (264,960.00) | (262,326.00) |
| (945,321.60) | (937,717.11) | (930,094.47) |
| (77,995.38) | (76,965.38) | (75,936.38) |
| (126,237.98) | (125,536.84) | (124,831.43) |
| (201,467.00) | (200,581.00) | (199,690.00) |
| (248,094.20) | (246,493.81) | (244,889.79) |
| (2,090,635.09) | (2,088,561.16) | (2,030,679.58) |
| (1,073,294.97) | (1,066,493.31) | (1,059,563.20) |
| (590,003.18) | (586,403.81) | (582,722.04) |
| (277,823.25) | (276,290.24) | (274,753.75) |
| (286,150.65) | (284,708.13) | (283,262.33) |
| (307,303.26) | (305,707.89) | (304,109.04) |
| (757,482.16) | (753,662.67) | (749,834.85) |
| (420,290.71) | (418,132.69) | (415,970.24) |
| (508,873.76) | (507,376.99) | (505,804.85) |
| (299,914.70) | (298,417.70) | (296,917.70) |
| (1,064,276.81) | (1,061,346.75) | (1,058,282.27) |
| (1,170,334.87) | (1,164,700.65) | (1,159,057.22) |
| (819,040.24) | (816,948.50) | (814,738.46) |
| (468,068.85) | (467,045.33) | (466,019.49) |
| (2,079,745.59) | (2,071,046.72) | (2,062,333.64) |
| (317,098.28) | (316,422.85) | (315,697.47) |
| (209,748.65) | (208,871.34) | (207,992.60) |
| (1,050,519.77) | (1,048,246.21) | (1,045,968.84) |
| (538,665.13) | (537,145.46) | (535,624.85) |
| (1,862,575.05) | (1,857,320.41) | (1,852,062.53) |
| (1,067,441.41) | (1,065,094.99) | (1,062,610.14) |
| (764,789.20) | (763,170.39) | (761,461.65) |
| (1,109,283.18) | (1,107,130.90) | (1,104,842.31) |
| - | (2,493,668.43) | (2,488,616.02) |

| | | |
|------------------------|------------------------|------------------------|
| (11,152.02) | (10,668.76) | (10,185.50) |
| (28,198.80) | (27,885.48) | (27,572.16) |
| (63,263.83) | (62,761.74) | (62,259.65) |
| (86,694.93) | (86,109.16) | (85,523.39) |
| - | - | - |
| (55,872.57) | (55,697.97) | (55,523.37) |
| (199,037.23) | (198,463.64) | (197,890.05) |
| (102,857.32) | (102,560.90) | (102,264.48) |
| (355,655.93) | (354,630.98) | (353,606.03) |
| (22,091,021.26) | (24,498,906.87) | (24,351,204.02) |

| | | |
|-----------------------|-----------------------|-----------------------|
| - | - | - |
| (445,986.35) | (454,888.80) | (756,841.65) |
| (17,325.00) | (17,325.00) | (17,325.00) |
| (33,237.25) | (33,333.86) | (33,430.75) |
| (31,030.00) | (31,106.00) | (31,183.00) |
| (89,853.89) | (90,068.34) | (90,283.31) |
| (12,389.00) | (12,385.00) | (12,380.00) |
| (8,084.46) | (8,134.92) | (8,185.49) |
| (10,195.00) | (10,262.00) | (10,328.00) |
| (18,924.73) | (18,967.62) | (19,010.62) |
| (234,415.75) | (236,489.68) | (236,489.68) |
| (80,761.40) | (81,013.15) | (81,257.54) |
| (42,677.70) | (42,833.89) | (42,985.59) |
| (18,127.89) | (18,168.98) | (18,210.18) |
| (17,057.89) | (17,096.56) | (17,135.32) |
| (18,875.88) | (18,917.03) | (18,958.27) |
| (45,190.95) | (45,289.47) | (45,388.21) |
| (25,553.93) | (25,606.40) | (25,658.98) |
| (17,959.34) | (18,035.12) | (18,108.76) |
| (17,723.00) | (17,760.00) | (17,797.00) |
| (35,212.79) | (35,340.15) | (35,463.84) |
| (66,898.31) | (67,007.57) | (67,117.02) |
| (25,197.08) | (25,301.88) | (25,403.72) |
| (12,102.21) | (12,129.83) | (12,157.49) |
| (103,286.64) | (103,455.34) | (103,624.32) |
| (8,192.16) | (8,229.76) | (8,266.32) |
| (10,416.81) | (10,433.82) | (10,450.86) |
| (26,986.26) | (27,031.79) | (27,077.35) |
| (18,162.45) | (18,173.80) | (18,185.13) |
| (62,801.34) | (62,840.57) | (62,879.75) |
| (28,379.27) | (28,486.31) | (28,590.28) |
| (19,587.17) | (19,654.29) | (19,719.48) |
| (26,125.82) | (26,219.85) | (26,311.19) |
| - | (52,963.57) | (58,015.98) |
| (5,799.12) | (5,799.12) | (5,799.12) |
| (3,759.84) | (3,759.84) | (3,759.84) |
| (6,025.08) | (6,025.08) | (6,025.08) |
| (7,029.24) | (7,029.24) | (7,029.24) |
| (2,095.20) | (2,095.20) | (2,095.20) |
| (6,883.08) | (6,883.08) | (6,883.08) |
| (3,557.04) | (3,557.04) | (3,557.04) |
| (12,299.40) | (12,299.40) | (12,299.40) |
| (1,676,165.72) | (1,742,398.35) | (2,051,668.08) |

| | | |
|------------------------|-----------------------|-----------------------|
| - | - | - |
| (86,526.03) | (94,409.92) | (213,475.00) |
| - | (6,222.32) | (1,008.00) |
| - | (33,615.70) | (9,821.72) |
| (24,000.00) | (24,000.00) | (24,000.00) |
| (64,368.79) | (64,368.79) | (64,368.79) |
| (108,005.63) | (108,005.63) | (122,988.63) |
| (94,342.95) | (101,948.62) | - |
| - | - | - |
| - | - | - |
| (23,707.03) | (35,366.61) | (11,891.55) |
| (222,099.09) | (201,022.27) | (158,048.20) |
| (72,681.45) | (72,681.45) | (52,445.06) |
| (695,730.97) | (741,641.31) | (658,046.95) |
| - | - | - |
| - | - | - |
| - | - | - |
| - | - | - |
| (1,541,144.29) | (1,537,895.52) | (1,534,638.08) |
| (1,048,315.23) | (1,046,105.36) | (1,043,889.59) |
| (38,317.84) | (38,420.02) | (38,522.48) |
| (26,064.50) | (26,134.00) | (26,203.69) |
| - | - | - |
| - | - | - |
| 4,597.30 | 4,598.26 | 4,599.22 |
| 13.65 | 17.87 | (6,977.97) |
| (1,697,713.12) | (1,866,900.56) | (1,969,584.59) |
| 20,089.59 | 20,404.99 | 22,238.22 |
| (4,203,876.45) | (2,010,772.44) | (1,715,632.41) |
| (10,902,627.58) | (8,985,246.44) | (9,018,326.40) |
| (319,162.00) | (318,881.00) | (289,626.00) |
| - | - | - |
| - | - | - |
| (4,450,837.00) | (4,450,837.00) | (4,845,937.16) |
| 127,664.80 | 127,552.40 | 115,850.40 |
| (1,620,743.00) | (1,620,743.00) | (1,620,743.00) |
| (21,484,684.87) | (21,488,418.41) | (21,852,650.03) |
| (97,173.35) | (97,173.35) | (102,101.65) |
| (145,991.15) | (145,991.15) | (145,991.15) |
| (18,358.33) | (18,358.33) | (19,214.65) |
| (600,000.00) | (600,000.00) | (600,000.00) |
| (603,000.00) | (603,000.00) | (603,000.00) |
| (15,400.00) | (15,400.00) | (15,400.00) |
| (84,300.00) | (84,300.00) | (84,300.00) |
| (150,367.50) | (150,367.50) | (150,367.50) |
| (19,200.00) | (19,200.00) | (19,200.00) |

| | | |
|------------------------|------------------------|------------------------|
| (46,000.00) | (46,000.00) | (46,000.00) |
| (18,900.00) | (18,900.00) | (18,900.00) |
| (36,000.00) | (36,000.00) | (36,000.00) |
| (20,690.39) | (20,690.39) | (20,690.39) |
| (32,805.00) | (32,805.00) | (32,805.00) |
| (68,650.00) | (68,650.00) | (68,650.00) |
| (4,536,626.39) | (4,536,626.39) | (4,536,626.39) |
| (27,978,146.98) | (27,981,880.52) | (28,351,896.76) |
| 4,663,857.34 | 4,706,341.24 | 4,751,580.17 |
| (29,577,366.84) | (29,538,447.88) | (30,240,772.35) |
| (70,593,169.31) | (71,009,712.98) | (71,685,986.04) |
| - | - | - |

| | | | | 1 | 2 | 3 | 4 | 5 | 6 | 7 | 8 | 9 |
|--|-----|------|--|----------------------|----------------------|----------------------|----------------------|----------------------|----------------------|----------------------|----------------------|----------------------|
| | | | | Jan-21 | Feb-21 | Mar-21 | Apr-21 | May-21 | Jun-21 | Jul-21 | Aug-21 | Sep-21 |
| Assets | | | | | | | | | | | | |
| Land | | | | | | | | | | | | |
| 103000 | 001 | 7000 | PROPERTY HELD FUTURE USE | 4,449.76 | 4,449.76 | 4,449.76 | 4,449.76 | 4,449.76 | 4,449.76 | 4,449.76 | 4,449.76 | 4,449.76 |
| 303100 | 001 | 7000 | LAND | 505,004.63 | 505,004.63 | 505,004.63 | 510,178.38 | 510,178.38 | 510,178.38 | 510,178.38 | 510,178.38 | 510,178.38 |
| 303240 | 001 | 7000 | EASEMENTS | 505,390.75 | 505,390.75 | 505,390.75 | 505,390.75 | 505,390.75 | 505,390.75 | 505,390.75 | 505,390.75 | 505,390.75 |
| 303250 | 001 | 7000 | EASEMENT - GAGE HILL | - | - | - | - | - | - | - | - | - |
| 303260 | 001 | 7000 | EASEMENTS: OAKWOOD | - | - | - | - | - | - | - | - | - |
| 303270 | 001 | 7000 | EASEMENTS: GILCREAST RD | - | - | - | - | - | - | - | - | - |
| 303500 | 001 | 7000 | DISTRIB RESER & STANDPIPE LAND | - | - | - | - | - | - | - | - | - |
| 303510 | 001 | 7000 | AVERY/HICKORY INTER WATER RIGHTS | 100,335.00 | 100,335.00 | 100,335.00 | 100,335.00 | 100,335.00 | 100,335.00 | 100,335.00 | 100,335.00 | 100,335.00 |
| 303520 | 001 | 7000 | LAND RIGHTS/SOURCE OF SUPPLY & PUMPING PLANT | 108,285.50 | 108,285.50 | 108,285.50 | 108,285.50 | 108,285.50 | 108,285.50 | 108,285.50 | 108,285.50 | 108,285.50 |
| 303600 | 001 | 7000 | DISTRIB SYS LAND & RIGHTS/WAY | 25,000.00 | 25,000.00 | 25,000.00 | 25,000.00 | 25,000.00 | 25,000.00 | 25,000.00 | 25,000.00 | 25,000.00 |
| | | | | 1,248,465.64 | 1,248,465.64 | 1,248,465.64 | 1,253,639.39 | 1,253,639.39 | 1,253,639.39 | 1,253,639.39 | 1,253,639.39 | 1,253,639.39 |
| Structures | | | | | | | | | | | | |
| 304000 | 001 | 7000 | STRUCTURES AND IMPROVEMENTS | - | - | - | - | - | - | - | - | - |
| 304100 | 001 | 7000 | SOURCE OF SUPPLY STRUCTURES | 3,169,859.62 | 3,169,859.62 | 3,064,967.79 | 3,064,967.79 | 3,064,967.79 | 3,064,967.79 | 3,064,967.79 | 3,064,967.79 | 3,064,967.79 |
| 304200 | 001 | 7000 | POWER & PUMPING STRUCTURES | 2,504,707.30 | 2,504,707.30 | 2,504,707.30 | 2,504,707.30 | 2,504,707.30 | 2,504,707.30 | 2,504,707.30 | 2,504,707.30 | 2,504,707.30 |
| 304210 | 001 | 7000 | STRUCTURES & IMPROVE: ROOFING | 14,695.12 | 14,695.12 | 14,695.12 | 14,695.12 | 14,695.12 | 14,695.12 | 14,695.12 | 14,695.12 | 14,695.12 |
| 304500 | 001 | 7000 | DISTRIBUTION RESERVOIRS | - | - | - | - | - | - | - | - | - |
| 304550 | 001 | 7000 | BOOSTER STATIONS | 1,813,556.30 | 1,813,556.30 | 1,813,556.30 | 1,813,556.30 | 1,813,556.30 | 1,811,911.44 | 1,811,911.44 | 1,811,911.44 | 1,811,911.44 |
| 304800 | 001 | 7000 | WTP - STRUCTURES | 196,285.15 | 198,170.65 | 198,170.65 | 246,235.91 | 247,263.19 | 247,263.19 | 247,263.19 | 247,263.19 | 247,263.19 |
| 304999 | 001 | 7000 | BUILDINGS/ACQUISITION ADJUSTMT | - | - | - | - | - | - | - | - | - |
| 306000 | 001 | 7000 | LAKE, RIVER, OTHER INTAKES | 521,641.85 | 521,871.85 | 522,505.85 | 537,831.09 | 537,831.09 | 537,831.09 | 537,831.09 | 537,831.09 | 537,831.09 |
| 307100 | 001 | 7000 | WELLS & SPRINGS | 2,217,612.79 | 2,217,612.79 | 2,211,947.13 | 2,211,947.13 | 2,211,947.13 | 2,211,947.13 | 2,210,735.05 | 2,210,735.05 | 2,210,735.05 |
| 307210 | 001 | 7000 | WELL PUMPING & PIPING | 356,332.99 | 363,115.33 | 371,505.33 | 371,505.33 | 376,600.04 | 376,600.04 | 369,695.71 | 369,695.71 | 369,695.71 |
| 309200 | 001 | 7000 | SUPPLY MAINS:S/S PUMPING PLANT | 671,298.74 | 671,298.74 | 671,298.74 | 671,298.74 | 671,298.74 | 671,298.74 | 671,298.74 | 671,298.74 | 671,298.74 |
| | | | | 11,465,989.86 | 11,474,887.70 | 11,373,354.21 | 11,436,744.71 | 11,442,866.70 | 11,441,221.84 | 11,433,105.43 | 11,433,105.43 | 11,433,105.43 |
| Equipment | | | | | | | | | | | | |
| 310000 | 001 | 7000 | POWER GENERATION EQUIPMENT | 823,136.19 | 833,936.19 | 833,936.19 | 833,936.19 | 833,936.19 | 833,936.19 | 833,936.19 | 833,936.19 | 833,936.19 |
| 311200 | 001 | 7000 | ELECTRIC PUMPING EQUIPMENT | 1,702,245.16 | 1,702,245.16 | 1,702,245.16 | 1,702,245.16 | 1,702,245.16 | 1,702,245.16 | 1,702,245.16 | 1,702,245.16 | 1,702,245.16 |
| 311210 | 001 | 7000 | PUMPING EQUIPMENT: PUMPS | 326,072.76 | 328,822.17 | 324,971.68 | 324,971.68 | 328,026.58 | 334,141.48 | 335,586.04 | 335,586.04 | 337,620.94 |
| 311220 | 001 | 7000 | PUMPING EQUIPMENT: METERS | 18,636.91 | 18,636.91 | 18,636.91 | 18,636.91 | 18,636.91 | 18,636.91 | 18,636.91 | 18,636.91 | 18,636.91 |
| 311230 | 001 | 7000 | ELECTRIC PUMPING EQUIPMENT-CHEMICAL PUMPS | 26,732.11 | 30,123.05 | 30,123.05 | 30,123.05 | 30,123.05 | 31,796.22 | 31,796.22 | 31,796.22 | 31,796.22 |
| 311600 | 001 | 7000 | OTHER POWER PUMPING EQUIPMENT | 4,175.71 | 4,175.71 | 4,175.71 | 4,175.71 | 4,175.71 | 4,175.71 | 4,175.71 | 4,175.71 | 4,175.71 |
| 320000 | 001 | 7000 | PURIFICATION SYSTEM EQUIPMENT | 830,111.29 | 830,111.29 | 830,111.29 | 830,111.29 | 830,111.29 | 830,111.29 | 830,111.29 | 830,111.29 | 830,111.29 |
| 320100 | 001 | 7000 | OTHER PRODUCTION EQUIPMENT | - | - | - | - | - | - | - | - | - |
| 320200 | 001 | 7000 | WATER TREATMENT EQUIPMENT | 1,628,953.13 | 1,755,339.21 | 1,770,158.49 | 1,790,386.10 | 1,795,228.59 | 1,809,852.06 | 1,809,852.06 | 1,809,852.06 | 1,809,852.06 |
| 320310 | 001 | 7000 | WTP EQUIPMENT-FILTER MEDIA | 17,123.56 | 17,123.56 | 17,123.56 | 17,123.56 | 17,123.56 | 17,123.56 | 17,123.56 | 17,123.56 | 17,123.56 |
| | | | | 5,377,186.82 | 5,520,513.25 | 5,531,482.04 | 5,551,709.65 | 5,559,607.04 | 5,582,018.58 | 5,583,463.14 | 5,583,463.14 | 5,585,498.04 |
| Transmission & Distribution | | | | | | | | | | | | |
| 330000 | 001 | 7000 | DISTRIBUTION RES & STANDPIPES | 2,167,316.06 | 2,167,316.06 | 2,153,207.36 | 2,153,207.36 | 2,153,207.36 | 2,153,207.36 | 2,153,207.36 | 2,153,207.36 | 2,153,207.36 |
| 331001 | 001 | 7000 | PAVEMENTS - TRANS MAINS | 294,649.02 | 294,649.02 | 294,649.02 | 294,649.02 | 294,649.02 | 294,649.02 | 294,649.02 | 294,649.02 | 294,649.02 |
| 331002 | 001 | 7000 | PAVEMENTS - DIST MAINS | 1,354,366.35 | 1,354,366.35 | 1,354,366.35 | 1,354,366.35 | 1,354,366.35 | 1,354,366.35 | 1,354,366.35 | 1,354,366.35 | 1,354,366.35 |
| 331003 | 001 | 7000 | PAVEMENTS-GATE VALVES | 5,826.93 | 5,826.93 | 5,826.93 | 5,826.93 | 5,826.93 | 5,826.93 | 5,826.93 | 5,826.93 | 5,826.93 |
| 331006 | 001 | 7000 | PAVING: CIAC - MAINS | - | - | - | - | - | - | - | - | - |
| 331100 | 001 | 7000 | MAINS: 6" & LARGER | 18,360,644.21 | 18,360,644.21 | 18,360,644.21 | 18,360,644.21 | 18,360,784.58 | 18,360,784.58 | 18,360,784.58 | 18,360,784.58 | 18,360,784.58 |
| 331101 | 001 | 7000 | MAINS: 4" & UNDER | 3,027,863.89 | 3,027,863.89 | 3,027,863.89 | 3,027,863.89 | 3,027,863.89 | 3,026,783.89 | 3,026,783.89 | 3,026,783.89 | 3,026,783.89 |
| 331102 | 001 | 7000 | MAINS: UNKNOWN SIZE | 5,161,268.54 | 5,161,268.54 | 5,160,328.79 | 5,160,328.79 | 5,160,328.79 | 5,160,328.79 | 5,160,328.79 | 5,160,328.79 | 5,160,328.79 |
| 331150 | 001 | 7000 | MAINS: CIAC - 6" & LARGER | 11,246,016.99 | 11,246,016.99 | 11,246,016.99 | 11,246,016.99 | 11,246,016.99 | 11,246,016.99 | 11,246,016.99 | 11,246,016.99 | 11,246,016.99 |
| 331151 | 001 | 7000 | MAINS: CIAC - 4" & UNDER | 956,971.89 | 956,971.89 | 956,971.89 | 956,971.89 | 956,971.89 | 956,971.89 | 956,971.89 | 956,971.89 | 956,971.89 |
| 331152 | 001 | 7000 | MAINS: CIAC - UNKNOWN SIZE | 622,095.25 | 622,095.25 | 622,095.25 | 622,095.25 | 622,095.25 | 622,095.25 | 622,095.25 | 622,095.25 | 622,095.25 |

| | | | | | | | | | | | | |
|--------|-----|------|--------------------------------------|----------------------|----------------------|----------------------|----------------------|----------------------|----------------------|----------------------|----------------------|----------------------|
| 331200 | 001 | 7000 | DISTRIBUTION MAINS - NEW | 48,472.79 | 48,472.79 | 48,472.79 | 48,472.79 | 48,472.79 | 48,472.79 | 48,472.79 | 48,472.79 | 48,472.79 |
| 331255 | 001 | 7000 | GATES: CIAC - 4" & UNDER | 39,803.46 | 39,803.46 | 39,803.46 | 39,803.46 | 39,803.46 | 42,215.48 | 42,215.48 | 44,669.08 | 44,669.08 |
| 331256 | 001 | 7000 | GATES: CIAC - 6" & LARGER | 169,870.00 | 169,870.00 | 169,870.00 | 169,870.00 | 169,870.00 | 169,870.00 | 169,870.00 | 169,870.00 | 169,870.00 |
| 331250 | 001 | 7000 | GATES: 4" & UNDER | 479,881.86 | 528,938.80 | 542,390.99 | 542,390.99 | 542,390.99 | 542,390.99 | 542,390.99 | 544,179.70 | 543,406.98 |
| 331251 | 001 | 7000 | GATES: 6" & LARGER | 335,700.78 | 335,700.78 | 335,700.78 | 335,700.78 | 335,700.78 | 335,700.78 | 335,700.78 | 335,700.78 | 335,700.78 |
| 331252 | 001 | 7000 | GATES: UNKNOWN SIZE | 149,726.91 | 149,726.91 | 149,726.91 | 149,726.91 | 149,726.91 | 149,726.91 | 149,726.91 | 149,726.91 | 149,726.91 |
| 331300 | 001 | 7000 | DIST MAINS: DEVELOPER INSTALL | 5,233,832.08 | 5,403,510.24 | 5,403,510.24 | 5,403,510.24 | 5,403,510.24 | 5,409,851.19 | 5,409,851.19 | 5,417,440.79 | 5,417,440.79 |
| 331400 | 001 | 7000 | CIAC: PRESSURE REDUCING VALVE VAULTS | 98,000.00 | 98,000.00 | 98,000.00 | 98,000.00 | 98,000.00 | 98,000.00 | 98,000.00 | 98,000.00 | 98,000.00 |
| 333004 | 001 | 7000 | PAVEMENTS: SERVICES | 85,379.57 | 85,379.57 | 85,379.57 | 85,379.57 | 85,379.57 | 85,379.57 | 85,379.57 | 85,379.57 | 85,379.57 |
| 333100 | 001 | 7000 | NEW SERVICES | 2,181,166.84 | 2,181,166.84 | 2,181,166.84 | 2,181,166.84 | 2,185,450.84 | 2,185,450.84 | 2,196,125.52 | 2,196,125.52 | 2,196,125.52 |
| 333200 | 001 | 7000 | RENEWED SERVICES | 1,514,121.97 | 1,514,121.97 | 1,514,121.97 | 1,514,368.43 | 1,514,368.43 | 1,517,965.03 | 1,517,965.03 | 1,517,965.03 | 1,519,445.87 |
| 333230 | 001 | 7000 | DEV INSTALLED SERVICES: CIAC | 3,449,087.17 | 3,462,284.98 | 3,471,053.18 | 3,475,935.11 | 3,479,747.51 | 3,496,428.00 | 3,502,017.91 | 3,505,697.64 | 3,509,988.30 |
| 333250 | 001 | 7000 | DEV INSTALLED SERVICES: PAID | 1,497,109.91 | 1,502,738.02 | 1,552,299.13 | 1,558,587.54 | 1,584,589.72 | 1,615,410.95 | 1,622,860.72 | 1,624,515.36 | 1,631,634.98 |
| 334000 | 001 | 7000 | METERING EQUIPMENT | 1,288,035.77 | 1,292,370.04 | 1,293,277.06 | 1,295,351.33 | 1,297,615.92 | 1,298,659.15 | 1,300,340.93 | 1,301,546.10 | 1,307,745.43 |
| 334100 | 001 | 7000 | RADIOS FOR METERING | 805,012.24 | 807,104.47 | 808,427.95 | 809,401.91 | 810,763.69 | 808,977.97 | 810,142.66 | 810,947.99 | 815,080.29 |
| 335000 | 001 | 7000 | FIRE PROT EQUIP: HYDRANTS | 618,135.76 | 618,135.76 | 618,135.76 | 618,135.76 | 618,135.76 | 618,135.76 | 618,135.76 | 618,135.76 | 618,135.76 |
| 335005 | 001 | 7000 | HYDRANTS - PAVING | 4,605.74 | 4,605.74 | 4,605.74 | 4,605.74 | 4,605.74 | 4,605.74 | 4,605.74 | 4,605.74 | 4,605.74 |
| 335100 | 001 | 7000 | HYDRANTS: CIAC | 1,126,079.71 | 1,144,734.29 | 1,144,734.29 | 1,144,734.29 | 1,144,734.29 | 1,144,734.29 | 1,144,734.29 | 1,144,734.29 | 1,144,734.29 |
| 339000 | 001 | 7000 | OTHER TRANS/DIST EQUIPMENT | 89,767.42 | 89,767.42 | 88,913.08 | 88,913.08 | 88,913.08 | 88,913.08 | 88,913.08 | 88,913.08 | 88,913.08 |
| 114100 | 001 | 7000 | AQUISITION ADJ | (8,708,682.94) | (8,708,682.94) | (8,708,682.94) | (8,708,682.94) | (8,708,682.94) | (8,708,682.94) | (8,708,682.94) | (8,708,682.94) | (8,708,682.94) |
| 114101 | 001 | 7000 | ACQ ADJ: WESCO | (7,940.20) | (7,940.20) | (7,940.20) | (7,940.20) | (7,940.20) | (7,940.20) | (7,940.20) | (7,940.20) | (7,940.20) |
| 114102 | 001 | 7000 | ACQUISITION ADJ: CASTLE REACH | (185,750.00) | (185,750.00) | (185,750.00) | (185,750.00) | (185,750.00) | (185,750.00) | (185,750.00) | (185,750.00) | (185,750.00) |
| 114103 | 001 | 7000 | ACQUISITION ADJ: WHITE ROCK SR | (230,800.00) | (230,800.00) | (230,800.00) | (230,800.00) | (230,800.00) | (230,800.00) | (230,800.00) | (230,800.00) | (230,800.00) |
| 114104 | 001 | 7000 | ACQUISITION ADJ: LAMPLIGHTER | (276,666.67) | (276,666.67) | (276,666.67) | (276,666.67) | (276,666.67) | (276,666.67) | (276,666.67) | (276,666.67) | (276,666.67) |
| 114105 | 001 | 7000 | ACQUISITION ADJ: FLETCHERS | (331,666.66) | (331,666.66) | (331,666.66) | (331,666.66) | (331,666.66) | (331,666.66) | (331,666.66) | (331,666.66) | (331,666.66) |
| 115100 | 001 | 7000 | ACCUM AMORT OF ACQ ADJUSTMENT | 4,230,447.31 | 4,244,612.72 | 4,258,778.12 | 4,272,943.53 | 4,287,108.94 | 4,301,274.34 | 4,315,439.75 | 4,329,605.15 | 4,343,770.55 |
| 115101 | 001 | 7000 | ACCUM AMORT OF ACQ ADJ:WESCO | 3,169.95 | 3,179.54 | 3,189.13 | 3,198.72 | 3,208.31 | 3,217.90 | 3,227.49 | 3,237.08 | 3,246.67 |
| 115102 | 001 | 7000 | ACCUM AMORT ACQ ADJ:CASTLE REA | 112,292.34 | 112,766.99 | 113,241.64 | 113,716.29 | 114,190.94 | 114,665.59 | 115,140.24 | 115,614.89 | 116,089.54 |
| 115103 | 001 | 7000 | ACCUM AMORT ACQ ADJ:WHITE ROCK | 128,736.42 | 129,266.02 | 129,795.61 | 130,325.21 | 130,854.80 | 131,384.40 | 131,913.99 | 132,443.59 | 132,973.18 |
| 115104 | 001 | 7000 | ACCUM AMORT ACQ ADJ:LAMPLIGHTR | 177,241.72 | 177,713.05 | 178,184.37 | 178,655.69 | 179,127.00 | 179,598.32 | 180,069.63 | 180,540.95 | 181,012.26 |
| 115105 | 001 | 7000 | ACCUM AMORT ACQ ADJ:FLETCHERS | 213,677.21 | 214,225.55 | 214,773.89 | 215,322.22 | 215,870.55 | 216,418.88 | 216,967.21 | 217,515.54 | 218,063.87 |
| | | | | 57,534,867.59 | 57,813,708.61 | 57,888,016.71 | 57,918,680.64 | 57,972,744.84 | 58,046,972.53 | 58,089,732.24 | 58,125,107.91 | 58,163,756.81 |

Miscellaneous Equipment

| | | | | | | | | | | | | |
|--------|-----|------|--------------------------------|-------------------|-------------------|-------------------|-------------------|-------------------|-------------------|-------------------|-------------------|-------------------|
| 340100 | 001 | 7000 | OFFICE FURNITURE/EQUIPMENT | 2,688.66 | 2,688.66 | 2,688.66 | 2,688.66 | 2,688.66 | 2,688.66 | 2,688.66 | 2,688.66 | 2,688.66 |
| 343000 | 001 | 7000 | SHOP EQUIPMENT | 72,937.34 | 72,937.34 | 72,937.34 | 72,937.34 | 72,937.34 | 72,937.34 | 72,937.34 | 72,937.34 | 72,937.34 |
| 344000 | 001 | 7000 | LAB EQUIPMENT | 9,592.29 | 9,592.29 | 9,592.29 | 9,592.29 | 9,592.29 | 9,592.29 | 9,592.29 | 9,592.29 | 9,592.29 |
| 345500 | 001 | 7000 | POWER OPERATED EQUIP -GEN PLNT | - | - | - | - | - | - | - | - | - |
| 346000 | 001 | 7000 | COMMUNICATION EQUIPMENT | 579,706.81 | 600,217.32 | 597,095.24 | 602,009.23 | 602,060.62 | 602,060.62 | 602,060.62 | 602,060.62 | 602,060.62 |
| 347110 | 001 | 7000 | COMPUTER EQUIPMENT | 92,317.22 | 92,317.22 | 92,317.22 | 92,317.22 | 92,317.22 | 73,467.71 | 73,467.71 | 73,467.71 | 73,467.71 |
| 348000 | 001 | 7000 | MISCELLANEOUS GENERAL EQUIP | 10,364.16 | 10,364.16 | 10,364.16 | 10,364.16 | 10,364.16 | 10,364.16 | 10,364.16 | 10,364.16 | 10,364.16 |
| | | | | 767,606.48 | 788,116.99 | 784,994.91 | 789,908.90 | 789,960.29 | 771,110.78 | 771,110.78 | 771,110.78 | 771,110.78 |

Intangible Plant

| | | | | | | | | | | | | |
|--------|-----|------|--------------------------------|-------------------|-------------------|-------------------|-------------------|-------------------|-------------------|-------------------|-------------------|-------------------|
| 301000 | 001 | 7000 | ORGANIZATION EXPENSE | 386,400.05 | 386,400.05 | 386,400.05 | 386,400.05 | 386,400.05 | 386,400.05 | 386,400.05 | 386,400.05 | 386,400.05 |
| 301260 | 001 | 7000 | ORGANIZATION EXP: THURSTON WDS | - | - | - | - | - | - | - | - | - |
| 301270 | 001 | 7000 | ORGANIZATION EXP: LAMPLIGHTER | - | - | - | - | - | - | - | - | - |
| 301740 | 001 | 7000 | ORGANIZATION EXP: FLETCHERS | - | - | - | - | - | - | - | - | - |
| 302100 | 001 | 7000 | FRANCHISES & CONSENTS | 21,445.54 | 21,445.54 | 21,445.54 | 21,445.54 | 21,445.54 | 21,445.54 | 21,445.54 | 21,445.54 | 21,445.54 |
| 302230 | 001 | 7000 | FRANCHISE FEES: CASTLE REACH | 48,432.05 | 48,432.05 | 48,432.05 | 48,432.05 | 48,432.05 | 48,432.05 | 48,432.05 | 48,432.05 | 48,432.05 |
| 302420 | 001 | 7000 | FRANCHISE FEES: WHITE ROCK | - | - | - | - | - | - | - | - | - |
| 302730 | 001 | 7000 | FRANCHISE FEES: WESCO | - | - | - | - | - | - | - | - | - |
| | | | | 456,277.64 | 456,277.64 | 456,277.64 | 456,277.64 | 456,277.64 | 456,277.64 | 456,277.64 | 456,277.64 | 456,277.64 |

Total Plant in Service

76,850,394.03 77,301,969.83 77,282,591.15 77,406,960.93 77,475,095.90 77,551,240.76 77,587,328.62 77,622,704.29 77,663,388.09

Accumulated Depreciation

- - - - - - - - -

| | | | | | | | | | | | | |
|--------|-----|------|--------------------------------------|------------------------|------------------------|------------------------|------------------------|------------------------|------------------------|------------------------|------------------------|------------------------|
| 108000 | 001 | 7000 | ACCUMULATED DEPRECIATION | (20,427,024.89) | (20,566,947.62) | (20,668,494.59) | (20,808,247.78) | (20,948,098.88) | (21,047,783.62) | (21,183,931.35) | (21,323,662.49) | (21,431,730.04) |
| 108001 | 001 | 7000 | ACCUM DEPREC: COST OF REMOVAL | 1,624,686.46 | 1,642,896.90 | 1,646,218.57 | 1,668,323.91 | 1,669,695.29 | 1,670,326.98 | 1,671,206.02 | 1,691,138.67 | 1,691,992.24 |
| 108002 | 001 | 7000 | ACCUMULATED DEPRECIATION: LOSS | 2,258,861.02 | 2,258,861.02 | 2,356,208.94 | 2,356,208.94 | 2,356,208.94 | 2,370,586.31 | 2,379,937.47 | 2,379,937.47 | 2,403,591.06 |
| 108999 | 001 | 7000 | ACCUM DEPREC: ACQUIS ADJUSTMNT | - | - | - | - | - | - | - | - | - |
| | | | | (16,543,477.41) | (16,665,189.70) | (16,666,067.08) | (16,783,714.93) | (16,922,194.65) | (17,006,870.33) | (17,132,787.86) | (17,252,586.35) | (17,336,146.74) |
| | | | Net Plant in Service | 60,306,916.62 | 60,636,780.13 | 60,616,524.07 | 60,623,246.00 | 60,552,901.25 | 60,544,370.43 | 60,454,540.76 | 60,370,117.94 | 60,327,241.35 |
| | | | Construction Work in Progress | | | | | | | | | |
| 105222 | 001 | 7000 | CWIP: CONTRACTOR CLEARING | 401,947.77 | 410,406.51 | 402,016.51 | 402,914.49 | 419,495.31 | 436,093.36 | 439,242.24 | 441,400.85 | 527,577.08 |
| 105444 | 001 | 7000 | CWIP: CONTRACTOR CLEARING | 87,623.92 | 24,076.42 | 90,599.26 | (426.37) | 6,806.77 | 39,650.01 | 48,225.54 | 43,382.66 | 52,380.51 |
| | | | | 60,796,488.31 | 61,071,263.06 | 61,109,139.84 | 61,025,734.12 | 60,979,203.33 | 61,020,113.80 | 60,942,008.54 | 60,854,901.45 | 60,907,198.94 |
| | | | Current Assets | | | | | | | | | |
| | | | Cash | | | | | | | | | |
| 131120 | 001 | 7000 | CASH: BANK OF AMERICA OPERATNG | - | - | - | - | - | - | - | - | - |
| 131110 | 001 | 7000 | CASH: PETTY CASH PAC | 900.00 | 900.00 | 900.00 | 900.00 | 900.00 | 900.00 | 900.00 | 900.00 | 900.00 |
| 131350 | 001 | 7000 | RESTRICTED CASH - TD BANK - RSF | 194,423.24 | 189,140.90 | 188,390.92 | 184,322.32 | 201,661.79 | 243,797.07 | 265,903.51 | 285,088.00 | 308,492.90 |
| 131375 | 001 | 7000 | DSRR 1.0 RSF | 313,548.98 | 325,531.12 | 344,153.51 | 360,678.22 | 407,617.00 | 496,647.81 | 561,602.35 | 614,449.32 | 674,002.39 |
| 131380 | 001 | 7000 | MOERR RSF | (1,016,558.68) | (1,155,683.45) | (1,246,339.74) | (1,453,149.09) | (1,532,022.04) | (1,495,081.14) | (1,552,069.86) | (1,621,679.99) | (1,629,825.01) |
| 131385 | 001 | 7000 | MOERR | 217,405.78 | (142,397.92) | 415,079.79 | 271,222.72 | 346,044.15 | 22,744.29 | 167,215.85 | 196,786.63 | 99,753.51 |
| 131390 | 001 | 7000 | DSRR 1.0 | 172,075.31 | 159,993.71 | 141,644.80 | 173,532.24 | 202,636.49 | 142,757.65 | 173,202.98 | 204,401.46 | 141,976.06 |
| 131395 | 001 | 7000 | DSRR 0.1 | 154,037.99 | 164,612.50 | 182,024.24 | 195,028.00 | 211,073.16 | 231,327.53 | 249,174.27 | 265,810.25 | 283,116.84 |
| 133100 | 001 | 7000 | OTHER SPECIAL DEPOSITS | 39,170.00 | 39,170.00 | 39,170.00 | 39,170.00 | 39,170.00 | 39,170.00 | 39,170.00 | 39,170.00 | 39,170.00 |
| | | | Accounts Receivable, Net | | | | | | | | | |
| 141000 | 001 | 7000 | A/R: BILLED WATER REVENUE | 687,343.65 | 656,862.05 | 511,968.82 | 603,362.87 | 589,674.81 | 556,572.55 | 757,983.01 | 521,326.77 | 484,188.93 |
| 141400 | 001 | 7000 | A/R: MISCELLANEOUS | 106,578.49 | 106,799.75 | 90,222.44 | 93,943.42 | 121,017.00 | 97,103.08 | 101,742.77 | 106,419.32 | 110,443.82 |
| 143901 | 001 | 7000 | ALLOWANCE FOR DOUBTFUL ACCTS | (2,000.00) | (2,000.00) | (2,000.00) | (1,999.29) | (1,999.29) | (2,000.00) | (2,000.00) | (2,000.00) | (2,000.00) |
| 143902 | 001 | 7000 | ALLOW DOUBTFUL ACCT: NON-WATER | - | - | - | - | - | - | - | - | - |
| | | | | 791,922.14 | 761,661.80 | 600,191.26 | 695,307.00 | 708,692.52 | 651,675.63 | 857,725.78 | 625,746.09 | 592,632.75 |
| 173150 | 001 | 7000 | A/R: UNBILLED WATER REVENUE | 554,999.00 | 556,646.00 | 599,630.00 | 525,003.00 | 672,627.00 | 863,356.00 | 703,129.00 | 766,015.00 | 850,073.00 |
| 173153 | 001 | 7000 | AR UNBIL REV:CAP RECOV RECOUP | - | - | - | - | - | - | - | - | - |
| 173200 | 001 | 7000 | A/R:UNBILLED WATER REV-RECOUP | - | - | - | - | - | - | - | - | - |
| 173300 | 001 | 7000 | A/R:UNBILLED WATER REV-RECOUP 2017 | 285.35 | 285.35 | 285.35 | 285.35 | 285.35 | 285.35 | 285.35 | 285.35 | 285.35 |
| | | | | 555,284.35 | 556,931.35 | 599,915.35 | 525,288.35 | 672,912.35 | 863,641.35 | 703,414.35 | 766,300.35 | 850,358.35 |
| | | | Inventory & Supplies | | | | | | | | | |
| 151000 | 001 | 7000 | INVENTORY | - | - | - | - | - | - | - | - | - |
| 151101 | 001 | 7000 | INVENTORY: METERS - PEU | - | - | - | - | - | - | - | - | - |
| 151400 | 001 | 7000 | INVENTORY: CHEMICALS | - | - | - | - | - | - | - | - | - |
| | | | Prepaid Expenses & Other | | | | | | | | | |
| 162100 | 001 | 7000 | PREPAID INSURANCE | 18,552.78 | 22,874.81 | 24,140.36 | 23,618.50 | 24,862.54 | 26,106.58 | 27,350.62 | 28,594.66 | 29,838.66 |
| 162300 | 001 | 7000 | PREPAID PROPERTY TAXES | - | - | - | - | - | - | - | - | - |
| 162700 | 001 | 7000 | PREPAID EXPENSES | 7,255.81 | 8,722.64 | 5,587.47 | 21,560.30 | 17,550.13 | 14,030.00 | 13,020.87 | 13,806.66 | 12,339.99 |
| 163310 | 001 | 7000 | PREPAID PROPERTY TAXES | 142,447.99 | 71,224.02 | - | - | - | 234,350.84 | 156,233.89 | 78,116.94 | - |
| 184100 | 001 | 7000 | CLEARING ACCOUNT | (34,781.61) | (34,781.61) | (34,781.61) | (34,781.61) | (34,781.61) | (34,781.61) | (34,781.61) | (34,781.61) | (34,781.61) |
| | | | | 133,474.97 | 68,039.86 | (5,053.78) | 10,397.19 | 7,631.06 | 239,705.81 | 161,823.77 | 85,736.65 | 7,397.04 |
| | | | Total Current Assets | 1,555,684.08 | 967,899.87 | 1,260,076.35 | 1,002,696.95 | 1,266,316.48 | 1,437,286.00 | 1,628,063.00 | 1,462,708.76 | 1,367,974.83 |
| | | | Other Assets | | | | | | | | | |
| | | | Abandoned Property | | | | | | | | | |
| 182200 | 001 | 7000 | ABANDONED 8" MAIN -RANGE RD | - | - | - | - | - | - | - | - | - |

| | | | | | | | | | | | | |
|---------------------------------|-----|------|---|---------------------|---------------------|---------------------|---------------------|---------------------|---------------------|---------------------|---------------------|---------------------|
| 182400 | 001 | 7000 | ABAND PUMP STA: SPRINGWOOD HLS | - | - | - | - | - | - | - | - | - |
| Other Deferred Charges | | | | | | | | | | | | |
| 186000 | 001 | 7000 | PHASE II & V WAIVER - NC | - | - | - | - | - | - | - | - | - |
| 186100 | 001 | 7000 | ACQUISITION PREMIUM - MARA | 7,129,327.91 | 7,110,499.17 | 7,091,670.43 | 7,072,841.68 | 7,054,012.94 | 7,035,184.11 | 7,016,355.37 | 6,997,526.62 | 6,978,697.88 |
| 186130 | 001 | 7000 | SERGEANT WOODS-NEWTON, NH | - | - | - | - | - | - | - | - | - |
| 186175 | 001 | 7000 | CROSS CONNECTION SURVEY-PEU | - | - | - | - | - | - | - | - | - |
| 186195 | 001 | 7000 | SPRUCE POND-WINDHAM NH-ACQUIST | - | - | - | - | - | - | - | - | - |
| 186200 | 001 | 7000 | CLEAN/DISPOSE OF TANK SLUDGE | - | - | - | - | - | - | - | - | - |
| 186205 | 001 | 7000 | PELHAM WATER SUPPLY STUDY | - | - | - | - | - | - | - | - | - |
| 186210 | 001 | 7000 | LAKES REGION WATER CO-ACQUISIT | - | - | - | - | - | - | - | - | - |
| 186215 | 001 | 7000 | WINNISQUAM VILLAGE CONDO'S | - | - | - | - | - | - | - | - | - |
| 186220 | 001 | 7000 | DANIELS LAKE ACQ - WEARE, NH | - | - | - | - | - | - | - | - | - |
| 186230 | 001 | 7000 | FREEDOM VILLAGE ACQUISITION | - | - | - | - | - | - | - | - | - |
| 186240 | 001 | 7000 | SARBANES-OXLEY | - | - | - | - | - | - | - | - | - |
| 186250 | 001 | 7000 | BIRCH HILL GIARDIA SUIT | - | - | - | - | - | - | - | - | - |
| 186260 | 001 | 7000 | NORTH CONWAY LAND SALE | - | - | - | - | - | - | - | - | - |
| 186265 | 001 | 7000 | ABATEMENT | 6,837.59 | 6,837.59 | 6,837.59 | 6,837.59 | 6,837.59 | 6,837.59 | 6,837.59 | 6,837.59 | 6,837.59 |
| 186266 | 001 | 7000 | ABATEMENT | - | - | - | - | - | - | - | - | - |
| 186267 | 001 | 7000 | LITCHFIELD WHOLESALE WATER SUPPLY CONTRACT FEES | 4,382.95 | 4,361.98 | 4,341.01 | 4,320.04 | 4,299.07 | 4,278.10 | 4,257.13 | 4,236.16 | 4,215.19 |
| 186270 | 001 | 7000 | LONDONDRRY VULNERABILITY STUDY | - | - | - | - | - | - | - | - | - |
| 186271 | 001 | 7000 | LONDONDRRY CORE RE-CHLORIMATION | - | - | - | - | - | - | - | - | - |
| 186272 | 001 | 7000 | LONDONDRRY RRA AND ERP | - | - | - | - | - | - | - | - | - |
| 186280 | 001 | 7000 | LITCHFIELD VULNERABILITY STUDY | - | - | - | - | - | - | - | - | - |
| 186280 | 001 | 7000 | GRANT AVAILABILITY STUDY - NC | - | - | - | - | - | - | - | - | - |
| 186281 | 001 | 7000 | LITCHFIELD RRA AND ERP | - | - | - | - | - | - | - | - | - |
| 186300 | 001 | 7000 | WINDHAM WATER SUPPLY STUDY | - | - | - | - | - | - | - | - | - |
| 186310 | 001 | 7000 | W&E WATER SYSTEM SUPPLY STUDY | - | - | - | - | - | - | - | - | - |
| 186311 | 001 | 7000 | MSDC W&E INTERCONNECTION | - | - | - | - | - | - | - | - | - |
| 186325 | 001 | 7000 | BEAVER HOLLOW TANK CLEANING | - | - | - | - | - | - | - | - | - |
| 186360 | 001 | 7000 | W&E WATER SUPPLY STUDY | 1,315.05 | 1,292.39 | 1,269.73 | 1,247.07 | 1,224.41 | 1,201.75 | 1,179.09 | 1,156.43 | 1,133.77 |
| 186370 | 001 | 7000 | LOCKE LAKE WELL/GROUNDWATER STUDY | 17,581.79 | 17,381.84 | 17,181.90 | 16,981.95 | 16,782.00 | 16,582.06 | 16,382.12 | 16,182.17 | 15,982.23 |
| 186375 | 001 | 7000 | AIRSTRIIP STATION UPGRADE STUDY | 16,604.74 | 16,534.98 | 16,465.22 | 16,395.46 | 16,325.70 | 16,255.94 | 16,186.18 | 16,116.42 | 16,046.66 |
| 186380 | 001 | 7000 | RATE CASE EXPENSE: 2007 | - | - | - | - | - | - | - | - | - |
| 186400 | 001 | 7000 | RATE CASE EXP: NORTH COUNTRY | - | - | - | - | - | - | - | - | - |
| 186410 | 001 | 7000 | RATE CASE EXPENSE: 2012 | - | - | - | - | - | - | - | - | - |
| 186415 | 001 | 7000 | RATE CASE EXPENSE: 2017 | - | - | - | - | - | - | - | - | - |
| 186416 | 001 | 7000 | RATE CASE EXPENSE: 2019 | 50,593.90 | 68,242.90 | 69,722.90 | 74,367.90 | 78,203.84 | 69,853.84 | 78,578.09 | 85,040.59 | 91,100.09 |
| 186420 | 001 | 7000 | LOCKE LAKE LEAK DETECTION | - | - | - | - | - | - | - | - | - |
| 186500 | 001 | 7000 | MANCHESTER SRCE DEV CHARGE:LY | 500,760.55 | 496,929.46 | 493,098.33 | 489,267.23 | 485,436.14 | 481,605.01 | 477,773.89 | 473,942.80 | 470,111.66 |
| 186510 | 001 | 7000 | MSCD: MAPLE HILLS - DERRY | 23,153.13 | 22,877.37 | 22,601.61 | 22,325.85 | 22,050.09 | 21,774.33 | 21,498.57 | 21,222.81 | 20,947.05 |
| 186675 | 001 | 7000 | WEB SITE UPGRADE 2006 | - | - | - | - | - | - | - | - | - |
| 186680 | 001 | 7000 | WEB-SITE UPGRADE 2011 | - | - | - | - | - | - | - | - | - |
| 186700 | 001 | 7000 | N CONWAY WATER INTERCONNECT | 42,012.46 | 41,512.07 | 41,011.68 | 40,511.29 | 40,010.90 | 39,510.51 | 39,010.12 | 38,509.73 | 38,009.34 |
| 186701 | 001 | 7000 | N CONWAY WATER PREC-BUY IN FEE | 929.63 | 918.56 | 907.50 | 896.43 | 885.37 | 874.30 | 863.24 | 852.17 | 841.11 |
| 186710 | 001 | 7000 | SKYVIEW ESTATES - PELHAM | 3,308.80 | 3,308.80 | 3,308.80 | 3,308.80 | 3,308.80 | 3,308.80 | 3,308.80 | 3,308.80 | 3,308.80 |
| 186720 | 001 | 7000 | BOW HIGHLANDS, BOW NH-ACQUISIT | 2,025.78 | 1,997.24 | 1,968.68 | 1,940.16 | 1,911.65 | 1,883.09 | 1,854.55 | 1,826.02 | 1,797.46 |
| 186730 | 001 | 7000 | CO-BANK DEFERRED PATRONAGE | 181,781.09 | 181,781.09 | 181,781.09 | 212,825.39 | 212,825.39 | 212,825.39 | 212,825.39 | 212,825.39 | 212,825.39 |
| 186750 | 001 | 7000 | CO-BANK DEFERRED PATRONAGE | - | - | - | - | - | - | - | - | - |
| | | | | 7,980,615.37 | 7,974,475.44 | 7,952,166.47 | 7,964,066.84 | 7,944,113.89 | 7,911,974.82 | 7,896,910.13 | 7,879,583.70 | 7,861,854.22 |
| 188100 | 001 | 7000 | ACQUISITION PREMIUM - MARA | - | - | - | - | - | - | - | - | - |
| Unamortized Debt Expense | | | | | | | | | | | | |
| 181000 | 001 | 7000 | UNAMORTIZED DEBT EXPENSE | 225,219.75 | 223,441.58 | 221,663.41 | 219,885.24 | 218,107.07 | 218,348.15 | 217,174.33 | 215,748.51 | 217,549.72 |

| | | | | | | | | | |
|---------------------------|----------------------|----------------------|----------------------|----------------------|----------------------|----------------------|----------------------|----------------------|----------------------|
| Total Other Assets | 8,205,835.12 | 8,197,917.02 | 8,173,829.88 | 8,183,952.08 | 8,162,220.96 | 8,130,322.97 | 8,114,084.46 | 8,095,332.21 | 8,079,403.94 |
| Total Assets | 70,558,007.51 | 70,237,079.95 | 70,543,046.07 | 70,212,383.15 | 70,407,740.77 | 70,587,722.77 | 70,684,156.00 | 70,412,942.42 | 70,354,577.71 |

Equity and Liabilities

Shareholder's Equity

| | | | | | | | | | | |
|-----------------|----------------------------|------------------------|------------------------|------------------------|------------------------|------------------------|------------------------|------------------------|------------------------|------------------------|
| 201100 001 7000 | COMMON STOCK | (100.00) | (100.00) | (100.00) | (100.00) | (100.00) | (100.00) | (100.00) | (100.00) | (100.00) |
| 211000 001 7000 | ADDITIONAL PAID IN CAPITAL | (10,917,251.07) | (10,729,278.88) | (10,729,278.88) | (10,729,278.88) | (10,729,278.88) | (10,729,278.88) | (10,729,278.88) | (10,729,278.88) | (10,729,278.88) |
| 438000 001 7000 | DIVIDENDS: COMMON STOCK | - | - | - | - | - | - | - | - | - |
| 219000 001 7000 | OTHER COMPREHENSIVE INCOME | 266,889.00 | 243,835.80 | 213,589.80 | 223,645.80 | 229,896.00 | 215,698.80 | 229,258.80 | 225,561.00 | 200,305.80 |
| | | (10,650,462.07) | (10,485,543.08) | (10,515,789.08) | (10,505,733.08) | (10,499,482.88) | (10,513,680.08) | (10,500,120.08) | (10,503,817.88) | (10,529,073.08) |

| | | | | | | | | | | |
|-----------------|-----------------------------|-----------------------|-----------------------|-----------------------|-----------------------|-----------------------|-----------------------|-----------------------|-----------------------|-----------------------|
| 215500 001 7000 | RETAINED EARNINGS BEG - PEU | 2,517,637.52 | 2,517,637.52 | 2,517,637.52 | 2,517,637.52 | 2,517,637.52 | 2,517,637.52 | 2,517,637.52 | 2,517,637.52 | 2,517,637.52 |
| | Net Profit or Loss | 63,505.87 | 199,237.21 | 244,583.42 | 312,287.83 | 283,460.90 | 168,398.12 | 102,191.54 | 80,572.12 | 11,633.94 |
| | Total Equity | (8,069,318.68) | (7,768,668.35) | (7,753,568.14) | (7,675,807.73) | (7,698,384.46) | (7,827,644.44) | (7,880,291.02) | (7,905,608.24) | (7,999,801.62) |

| | | | | | | | | | | |
|-----------------|---|----------------|----------------|----------------|----------------|----------------|----------------|----------------|----------------|----------------|
| 221000 001 7000 | LONG TERM DEBT: BONDS & NOTES | - | - | - | - | - | - | - | - | - |
| 221002 001 7000 | LTD - SRF LOAN: GREEN HILLS | (49,568.75) | (48,125.00) | (46,681.25) | (45,237.50) | (43,793.75) | (42,350.00) | (40,906.25) | (39,462.50) | (38,018.75) |
| 221003 001 7000 | LTD-SRF LOAN PELHAM TANK PROJ | (176,687.86) | (173,938.25) | (171,180.65) | (168,415.03) | (165,641.37) | (162,859.66) | (160,069.86) | (157,271.95) | (154,465.91) |
| 221004 001 7000 | LTD-SRF LOAN: MAPLE HILLS | (290,945.00) | (288,375.00) | (285,799.00) | (283,216.00) | (280,627.00) | (278,032.00) | (275,430.00) | (272,822.00) | (270,208.00) |
| 221005 001 7000 | LTD - SRF LOAN/BIRCH HILL | (1,012,952.42) | (1,005,509.34) | (998,048.50) | (990,569.84) | (983,073.34) | (975,558.95) | (968,026.62) | (960,476.32) | (952,907.99) |
| 221006 001 7000 | LTD - SRF LOAN/LOCKE LAKE | (87,283.38) | (86,250.38) | (85,217.38) | (84,184.38) | (83,152.38) | (82,120.38) | (81,088.38) | (80,057.38) | (79,026.38) |
| 221007 001 7000 | LTD - SRF LOAN/LOCKE LAKE 2011 | (132,357.92) | (131,694.74) | (131,027.38) | (130,355.83) | (129,680.10) | (129,000.12) | (128,315.94) | (127,627.53) | (126,934.88) |
| 221008 001 7000 | LTD/SRF LOAN: LIBERTY TREE | (209,188.00) | (208,352.00) | (207,511.00) | (206,664.00) | (205,812.00) | (204,954.00) | (204,091.00) | (203,222.00) | (202,347.00) |
| 221009 001 7000 | LTD/SRF LOAN: LOCKE LAKE 2012 | (262,335.84) | (260,767.73) | (259,196.06) | (257,620.83) | (256,042.03) | (254,459.66) | (252,873.70) | (251,284.14) | (249,690.98) |
| 221010 001 7000 | LTD: COBANK 4.5M LOAN | (2,267,169.26) | (2,265,171.81) | (2,208,555.16) | (2,208,555.16) | (2,206,495.45) | (2,149,857.63) | (2,149,857.63) | (2,147,779.50) | (2,090,635.09) |
| 221011 001 7000 | LTD: COBANK 1.7M LOAN | (1,134,229.57) | (1,127,617.85) | (1,120,645.36) | (1,113,991.30) | (1,107,204.48) | (1,100,508.52) | (1,093,681.02) | (1,086,942.90) | (1,080,183.78) |
| 221012 001 7000 | LTD: COBANK 925K LOAN | (622,238.93) | (618,757.53) | (615,044.25) | (611,536.52) | (607,943.76) | (604,410.05) | (600,792.05) | (597,232.16) | (593,659.25) |
| 221013 001 7000 | LTD: LOCKE LAKE 2012-PHASE2 | (291,465.24) | (289,963.16) | (288,457.67) | (286,948.76) | (285,436.44) | (283,920.69) | (282,401.50) | (280,878.87) | (279,352.79) |
| 221014 001 7000 | LTD: LOCKE LAKE-WINWOOD & MONROE | (298,987.42) | (297,573.99) | (296,157.36) | (294,737.52) | (293,314.46) | (291,888.18) | (290,458.66) | (289,025.91) | (287,589.91) |
| 221015 001 7000 | LTD: SRF LOAN/HICKORY & AVERY | (321,506.31) | (319,941.90) | (318,374.09) | (316,802.85) | (315,228.19) | (313,650.10) | (312,068.57) | (310,483.59) | (308,895.15) |
| 221016 001 7000 | LTD: SRF LOAN/W&E MAIN REPLACEMENT | (791,485.84) | (787,740.48) | (783,986.95) | (780,225.24) | (776,455.34) | (772,677.21) | (768,890.85) | (765,096.23) | (761,293.34) |
| 221017 001 7000 | LTD: SRF LOAN-HARDWOOD TREATMENT | (439,515.01) | (437,396.46) | (435,273.56) | (433,146.30) | (431,014.67) | (428,878.67) | (426,738.28) | (424,593.50) | (422,444.31) |
| 221018 001 7000 | LTD: COBANK 625K LOAN | (522,480.31) | (521,040.96) | (519,382.77) | (517,930.35) | (516,401.30) | (514,936.30) | (513,395.03) | (511,917.34) | (510,433.42) |
| 221019 001 7000 | LTD: SRF/LOCKE LAKE-WINWOOD & MONROE PHASE II | (313,248.70) | (311,779.70) | (310,307.70) | (308,832.70) | (307,354.70) | (305,872.70) | (304,387.70) | (302,899.70) | (301,408.70) |
| 221020 001 7000 | LTD: COBANK 1.25M PORTION OF 2.2M LOAN | (1,090,922.63) | (1,088,088.94) | (1,084,864.17) | (1,082,008.57) | (1,079,016.41) | (1,076,139.66) | (1,073,126.96) | (1,070,228.91) | (1,067,320.38) |
| 221021 001 7000 | LTD: SRF/LOCKE LAKE-VARNEY ROAD | (1,220,631.22) | (1,215,079.15) | (1,209,518.01) | (1,203,947.79) | (1,198,368.47) | (1,192,780.04) | (1,187,182.48) | (1,181,575.77) | (1,175,959.91) |
| 221022 001 7000 | LTD: COBANK 950K PORTION OF 2.2M LOAN | (838,138.21) | (836,125.91) | (833,768.70) | (831,738.22) | (829,587.71) | (827,539.84) | (825,372.43) | (823,307.03) | (821,233.04) |
| 221023 001 7000 | LTD: SRF/BRADY AVE | (477,176.51) | (476,173.75) | (475,168.70) | (474,161.35) | (473,151.70) | (472,139.75) | (471,125.49) | (470,108.93) | (469,090.05) |
| 221024 001 7000 | LTD: SRF/MERRIMACK RIVER CROSSING | (2,157,399.90) | (2,148,827.86) | (2,140,241.82) | (2,131,641.76) | (2,123,027.65) | (2,114,399.47) | (2,105,757.20) | (2,097,100.81) | (2,088,430.28) |
| 221025 001 7000 | LTD: COBANK 350K LOAN | (323,319.88) | (322,673.01) | (321,879.85) | (321,226.37) | (320,522.33) | (319,862.62) | (319,152.52) | (318,486.52) | (317,817.46) |
| 221026 001 7000 | LTD: SRF/HILLCREST ROAD | (217,580.35) | (216,715.83) | (215,849.90) | (214,982.55) | (214,113.79) | (213,243.61) | (212,372.01) | (211,498.98) | (210,624.53) |
| 221027 001 7000 | LTD: SRF/LOCKE LAKE GEORGETOWN MAIN | (1,283,426.34) | (1,283,426.34) | (1,283,426.34) | (1,283,426.34) | (1,061,830.42) | (1,059,575.89) | (1,057,317.57) | (1,055,055.44) | (1,052,789.51) |
| 221028 001 7000 | LTD: SRF/LOCKE LAKE AIRSTRIP WELL INTERCONN | (561,064.29) | (595,728.24) | (595,728.24) | (663,241.94) | (546,249.36) | (544,734.40) | (543,218.50) | (541,701.65) | (540,183.86) |
| 221029 001 7000 | LTD: SRF/LOCKE LAKE SURFACE WATER SUPPLY | (2,093,754.65) | (2,093,754.65) | (2,250,605.26) | (2,293,331.72) | (1,888,799.50) | (1,883,561.13) | (1,878,319.49) | (1,873,074.59) | (1,867,826.44) |
| 221030 001 7000 | LTD: COBANK 1.153M LOAN T9 | (1,088,943.61) | (1,086,678.29) | (1,084,007.79) | (1,081,723.86) | (1,079,299.70) | (1,076,998.01) | (1,074,556.60) | (1,072,237.02) | (1,069,908.69) |
| 221031 001 7000 | LTD: COBANK LOAN T10 | (779,618.49) | (778,050.50) | (776,219.08) | (774,639.43) | (772,968.73) | (771,377.95) | (769,696.43) | (768,094.43) | (766,486.94) |
| 221032 001 7000 | LTD: COBANK LOAN T11 | - | - | - | - | - | - | - | - | (1,111,556.35) |
| 221033 001 7000 | LTD: COBANK LOAN T12 | - | - | - | - | - | - | - | - | - |

| | | | | | | | | | | | | |
|--------|-----|------|---|------------------------|------------------------|------------------------|------------------------|------------------------|------------------------|------------------------|------------------------|------------------------|
| 221052 | 001 | 7000 | FORGIVABLE DEBT: GREEN HILLS | (15,501.36) | (15,018.10) | (14,534.84) | (14,051.58) | (13,568.32) | (13,085.06) | (12,601.80) | (12,118.54) | (11,635.28) |
| 221056 | 001 | 7000 | FORGIVABLE DEBT: LOCKE LAKE | (31,018.68) | (30,705.36) | (30,392.04) | (30,078.72) | (29,765.40) | (29,452.08) | (29,138.76) | (28,825.44) | (28,512.12) |
| 221057 | 001 | 7000 | FORGIVABLE DEBT:LOCKE LKE 2011 | (67,782.64) | (67,280.55) | (66,778.46) | (66,276.37) | (65,774.28) | (65,272.19) | (64,770.10) | (64,268.01) | (63,765.92) |
| 221058 | 001 | 7000 | FORGIVABLE DEBT:LIBERTY TREE | (91,966.86) | (91,381.09) | (90,795.32) | (90,209.55) | (89,623.78) | (89,038.01) | (88,452.24) | (87,866.47) | (87,280.70) |
| 221059 | 001 | 7000 | FORGIVABLE LTD:LOCKE LAKE 2012 | - | - | - | - | - | - | - | - | - |
| 221060 | 001 | 7000 | FORGIVABLE LTD: BRADY AVE | (57,443.97) | (57,269.37) | (57,094.77) | (56,920.17) | (56,745.57) | (56,570.97) | (56,396.37) | (56,221.77) | (56,047.17) |
| 221061 | 001 | 7000 | FORGIVABLE LTD: LOCKE LAKE GEORGETOWN | - | - | - | - | (201,905.18) | (201,331.59) | (200,758.00) | (200,184.41) | (199,610.82) |
| 221062 | 001 | 7000 | FORGIVABLE LTD: LOCKE LAKE AIRSTRIP WELL | - | - | - | - | (104,339.42) | (104,043.00) | (103,746.58) | (103,450.16) | (103,153.74) |
| 221063 | 001 | 7000 | FORGIVABLE LTD: LOCKE LAKE SURFACE WATER | - | - | - | - | (360,780.68) | (359,755.73) | (358,730.78) | (357,705.83) | (356,680.88) |
| | | | Long Term Debt | (21,619,335.35) | (21,582,973.22) | (21,611,719.38) | (21,652,576.40) | (21,504,109.16) | (21,366,835.82) | (21,285,265.35) | (21,202,184.23) | (22,175,409.70) |
| | | | Current Liabilities | | | | | | | | | |
| 221100 | 001 | 7000 | CURRENT PORTION LONG TERM DEBT | - | - | - | - | - | - | - | - | - |
| 232100 | 001 | 7000 | FIXED ASSET LINE OF CREDIT | (811,922.61) | (1,171,304.54) | (1,171,304.54) | (1,171,304.54) | (1,171,304.54) | (1,171,304.54) | (1,171,304.54) | (1,171,304.54) | (35,895.54) |
| 221102 | 001 | 7000 | CURR PORTION LTD:GREEN HILLS | (17,325.00) | (17,325.00) | (17,325.00) | (17,325.00) | (17,325.00) | (17,325.00) | (17,325.00) | (17,325.00) | (17,325.00) |
| 221103 | 001 | 7000 | CURR PORTION LTD:PELHAM TANK | (32,380.27) | (32,474.39) | (32,568.78) | (32,663.45) | (32,758.40) | (32,853.62) | (32,949.11) | (33,044.88) | (33,140.92) |
| 221104 | 001 | 7000 | CURR PORTION LTD:MAPLE HILLS | (30,350.00) | (30,425.00) | (30,500.00) | (30,576.00) | (30,651.00) | (30,726.00) | (30,802.00) | (30,878.00) | (30,954.00) |
| 221105 | 001 | 7000 | CURRENT PORTION LTD:BIRCH HILL | (87,946.64) | (88,156.54) | (88,366.94) | (88,577.85) | (88,789.26) | (89,001.17) | (89,213.59) | (89,426.51) | (89,639.95) |
| 221106 | 001 | 7000 | CURR PORT LTD:LOCKE LAKE 2007 | (12,407.00) | (12,406.00) | (12,405.00) | (12,404.00) | (12,402.00) | (12,400.00) | (12,398.00) | (12,395.00) | (12,392.00) |
| 221107 | 001 | 7000 | CURR PORT LTD:LOCKE LAKE 2011 | (7,634.82) | (7,684.38) | (7,734.03) | (7,783.79) | (7,833.67) | (7,883.61) | (7,933.67) | (7,983.82) | (8,034.08) |
| 221108 | 001 | 7000 | CURR PORTION LTD:LIBERTY TREE | (9,601.00) | (9,667.00) | (9,732.00) | (9,798.00) | (9,864.00) | (9,930.00) | (9,996.00) | (10,062.00) | (10,129.00) |
| 221109 | 001 | 7000 | CURR PORT LTD:LOCKE LAKE 2012 | (18,543.03) | (18,585.06) | (18,627.19) | (18,669.41) | (18,711.72) | (18,754.12) | (18,796.63) | (18,839.23) | (18,881.93) |
| 221110 | 001 | 7000 | CURR PORT LTD:COBANK 4.5M LOAN | (228,280.46) | (230,277.91) | (230,277.91) | (230,277.91) | (232,337.62) | (232,337.62) | (232,337.62) | (234,415.75) | (234,415.75) |
| 221111 | 001 | 7000 | CURR PORT LTD:COBANK 1.7M (T4) | (78,577.80) | (78,822.75) | (79,044.68) | (79,291.08) | (79,530.27) | (79,778.18) | (80,018.85) | (80,268.29) | (80,518.50) |
| 221112 | 001 | 7000 | CURR PORT LTD:COBANK 925K (T3) | (41,326.53) | (41,477.78) | (41,614.89) | (41,767.19) | (41,915.12) | (42,068.52) | (42,217.51) | (42,372.02) | (42,527.09) |
| 221113 | 001 | 7000 | CURR PORT LTD:SRF LOCKE LAKE-DAM SITE #2 | (17,762.25) | (17,802.51) | (17,842.86) | (17,883.31) | (17,923.84) | (17,964.47) | (18,005.19) | (18,046.00) | (18,086.90) |
| 221114 | 001 | 7000 | CURR PORT LTD:LOCKE LAKE W & M | (16,713.80) | (16,751.69) | (16,789.67) | (16,827.73) | (16,865.88) | (16,904.11) | (16,942.43) | (16,980.83) | (17,019.31) |
| 221115 | 001 | 7000 | CURR PORT LTD:HICKORY & AVERY | (18,509.54) | (18,549.89) | (18,590.32) | (18,630.86) | (18,671.48) | (18,712.18) | (18,752.97) | (18,793.85) | (18,834.83) |
| 221116 | 001 | 7000 | CURR PORT LTD:W&E MAIN REPLACEMENT | (44,313.91) | (44,410.51) | (44,507.33) | (44,604.35) | (44,701.58) | (44,799.03) | (44,896.69) | (44,994.56) | (45,092.65) |
| 221117 | 001 | 7000 | CURR PORT LTD:HARDWOOD TREATMENT | (25,086.54) | (25,138.05) | (25,189.67) | (25,241.39) | (25,293.22) | (25,345.14) | (25,397.17) | (25,449.31) | (25,501.57) |
| 221118 | 001 | 7000 | CURR PORT LTD: COBANK 625K LOAN | (17,305.56) | (17,378.58) | (17,444.82) | (17,518.42) | (17,589.96) | (17,664.18) | (17,736.31) | (17,811.15) | (17,886.30) |
| 221119 | 001 | 7000 | CURR PORT LTD: LOCKE LAKE-WINWOOD & MONROE PHASE II | (17,398.00) | (17,433.00) | (17,468.00) | (17,503.00) | (17,538.00) | (17,575.00) | (17,612.00) | (17,649.00) | (17,686.00) |
| 221120 | 001 | 7000 | CURRENT PORTION LTD:COBANK 1.25M PORTION OF 2.2M L | (34,110.83) | (34,234.20) | (34,346.04) | (34,470.26) | (34,590.91) | (34,716.02) | (34,837.52) | (34,963.52) | (35,089.97) |
| 221121 | 001 | 7000 | CURRENT PORTION LTD:SRF/LOCKE LAKE-VARNEY ROAD | (65,922.91) | (66,030.58) | (66,138.43) | (66,246.45) | (66,354.65) | (66,463.02) | (66,571.57) | (66,680.31) | (66,789.22) |
| 221122 | 001 | 7000 | CURRENT PORTION LTD:COBANK 950K PORTION OF 2.2M L | (24,292.68) | (24,393.71) | (24,485.35) | (24,587.19) | (24,686.15) | (24,788.83) | (24,888.60) | (24,992.12) | (25,096.07) |
| 221123 | 001 | 7000 | CURRENT PORTION LTD: SRF/BRADY AVE | (11,855.51) | (11,882.76) | (11,910.05) | (11,937.38) | (11,964.75) | (11,992.16) | (12,019.62) | (12,047.10) | (12,074.63) |
| 221124 | 001 | 7000 | CURRENT PORTION LTD: SRF/MERRIMACK RIVER CROSSING | (101,780.64) | (101,946.88) | (102,113.40) | (102,280.18) | (102,447.24) | (102,614.57) | (102,782.17) | (102,950.05) | (103,118.21) |
| 221125 | 001 | 7000 | CURRENT PORTION LTD: COBANK 350K LOAN | (7,868.34) | (7,904.45) | (7,937.22) | (7,973.65) | (8,009.07) | (8,045.83) | (8,081.57) | (8,118.66) | (8,155.93) |
| 221126 | 001 | 7000 | CURRENT PORTION LTD: SRF/HILLCREST ROAD | (10,264.90) | (10,281.67) | (10,298.46) | (10,315.29) | (10,332.14) | (10,349.02) | (10,365.92) | (10,382.86) | (10,399.82) |
| 221127 | 001 | 7000 | CURRENT PORTION LTD: SRF/LOCKE LAKE GEORGETOWN MAIN | - | - | - | - | (15,675.61) | (17,930.14) | (20,188.46) | (22,450.59) | (24,716.52) |
| 221128 | 001 | 7000 | CURRENT PORTION LTD: SRF/LOCKE LAKE AIRSTRIP WELL INTERCONN | - | - | - | - | (10,578.22) | (12,093.18) | (13,609.08) | (15,125.93) | (16,643.72) |
| 221129 | 001 | 7000 | CURRENT PORTION LTD: SRF/LOCKE LAKE SURFACE WATER SUPPLY | - | - | - | - | (36,576.89) | (41,815.26) | (47,056.90) | (52,301.80) | (57,549.95) |
| 221130 | 001 | 7000 | CURRENT PORTION LTD: COBANK 1.153M LOAN T9 | (27,453.81) | (27,557.36) | (27,651.24) | (27,755.53) | (27,856.84) | (27,961.90) | (28,063.97) | (28,169.81) | (28,276.06) |
| 221131 | 001 | 7000 | CURRENT PORTION LTD: COBANK LOAN T10 | (19,005.79) | (19,070.92) | (19,129.95) | (19,195.52) | (19,259.19) | (19,325.19) | (19,389.29) | (19,455.74) | (19,522.42) |
| 221132 | 001 | 7000 | CURRENT PORTION LTD: COBANK LOAN T11 | - | - | - | - | - | - | - | - | (23,852.65) |
| 221133 | 001 | 7000 | CURRENT PORTION LTD: COBANK LOAN T12 | - | - | - | - | - | - | - | - | - |
| 221152 | 001 | 7000 | FORGIVABLE DEBT:STD GREENHILLS | (5,799.12) | (5,799.12) | (5,799.12) | (5,799.12) | (5,799.12) | (5,799.12) | (5,799.12) | (5,799.12) | (5,799.12) |
| 221156 | 001 | 7000 | FORGIVAB DEBT:STD LOCKLKE 2007 | (3,759.84) | (3,759.84) | (3,759.84) | (3,759.84) | (3,759.84) | (3,759.84) | (3,759.84) | (3,759.84) | (3,759.84) |
| 221157 | 001 | 7000 | FORGIVABLE STD:LOCKE LAKE 2011 | (6,025.08) | (6,025.08) | (6,025.08) | (6,025.08) | (6,025.08) | (6,025.08) | (6,025.08) | (6,025.08) | (6,025.08) |
| 221158 | 001 | 7000 | FORGIVABLE STD:LIBERTY TREE | (7,029.24) | (7,029.24) | (7,029.24) | (7,029.24) | (7,029.24) | (7,029.24) | (7,029.24) | (7,029.24) | (7,029.24) |
| 221160 | 001 | 7000 | FORGIVABLE STD: BRADY AVE | (2,095.20) | (2,095.20) | (2,095.20) | (2,095.20) | (2,095.20) | (2,095.20) | (2,095.20) | (2,095.20) | (2,095.20) |
| 221161 | 001 | 7000 | FORGIVABLE STD: LOCKE LAKE GEORGETOWN | - | - | - | - | (4,015.13) | (4,588.72) | (5,162.31) | (5,735.90) | (6,309.49) |
| 221162 | 001 | 7000 | FORGIVABLE STD: LOCKE LAKE AIRSTRIP WELL | - | - | - | - | (2,074.94) | (2,371.36) | (2,667.78) | (2,964.20) | (3,260.62) |
| 221163 | 001 | 7000 | FORGIVABLE STD: LOCKE LAKE SURFACE WATER | - | - | - | - | (7,174.65) | (8,199.60) | (9,224.55) | (10,249.50) | (11,274.45) |
| | | | Current Portion of Long Term Debt | (1,860,648.65) | (2,224,081.59) | (2,226,052.25) | (2,228,117.21) | (2,308,311.42) | (2,321,289.77) | (2,334,253.07) | (2,349,336.31) | (1,250,799.53) |

| | | | | | | | | | | | | |
|--------|-----|------|--------------------------------------|------------------------|------------------------|------------------------|------------------------|------------------------|------------------------|------------------------|------------------------|------------------------|
| 222000 | 001 | 7000 | ACCOUNTS PAYABLE | - | - | - | - | - | - | - | - | - |
| 231000 | 001 | 7000 | ACCOUNTS PAYABLE | (202,894.51) | (196,071.04) | (239,222.09) | (74,011.49) | (88,170.93) | (126,712.62) | (164,220.80) | (102,585.57) | (22,864.66) |
| 231111 | 001 | 7000 | A/P | (2,909.92) | (728.00) | (7,754.06) | - | - | (448.00) | (756.00) | (1,124.20) | (1,807.50) |
| 231222 | 001 | 7000 | ACCOUNTS PAYABLE - CWIP | (16,628.63) | (20,722.52) | (41,451.83) | (3,236.20) | (6,288.41) | (62,425.92) | (37,362.14) | (8,714.77) | (83,143.08) |
| 235200 | 001 | 7000 | DEPOSIT - ESCROW | - | - | - | - | - | (24,000.00) | (24,000.00) | (24,000.00) | (24,000.00) |
| 235300 | 001 | 7000 | LITCHFIELD DEPOSIT | (64,368.79) | (64,368.79) | (64,368.79) | (64,368.79) | (64,368.79) | (64,368.79) | (64,368.79) | (64,368.79) | (64,368.79) |
| 235350 | 001 | 7000 | DEPOSITS - MERRIMACK SOURCE DEV | (58,370.63) | (67,626.63) | (68,783.63) | (68,783.63) | (68,783.63) | (73,353.63) | (84,865.63) | (87,179.63) | (108,005.63) |
| 236115 | 001 | 7000 | LOCAL PROPERTY TAXES PAYABLE | (10,295.67) | (20,591.34) | (13,093.01) | (75,655.98) | (169,105.95) | - | - | (32,452.00) | - |
| 236119 | 001 | 7000 | ACCRUED TAXES | - | - | - | - | - | - | - | - | - |
| 236116 | 001 | 7000 | PUBLIC UTILITY TAX PAYABLE | - | - | - | - | - | - | - | - | - |
| 237110 | 001 | 7000 | ACCRUED INTEREST LTD | (51,528.65) | (66,435.52) | (45,221.98) | (60,966.46) | (37,454.74) | (12,040.84) | (24,481.20) | (35,920.73) | (11,658.84) |
| 241300 | 001 | 7000 | MISC CURRENT ACCRUED LIABILITY | (245,914.02) | (254,001.76) | (266,971.56) | (253,096.21) | (338,338.03) | (323,216.61) | (210,002.96) | (225,918.88) | (222,357.38) |
| 241350 | 001 | 7000 | ACCRUED LIABILITY - RETAINAGE | (157,115.51) | (158,454.51) | (159,442.59) | (155,969.92) | (124,083.05) | (104,735.26) | (76,691.99) | (76,691.99) | (76,691.99) |
| | | | | (810,026.33) | (849,000.11) | (906,309.54) | (756,088.68) | (896,593.53) | (791,301.67) | (686,749.51) | (658,956.56) | (614,897.87) |
| 235250 | 001 | 7000 | HARDSHIP CASES: CREDITS | - | - | - | - | - | - | - | - | - |
| 223202 | 001 | 7000 | NOTE PAYABLE: PCP-2015 3M LOAN | - | - | - | - | - | - | - | - | - |
| 223203 | 001 | 7000 | NOTE PAYABLE: PCP-2015 1M LOAN | - | - | - | - | - | - | - | - | - |
| 223212 | 001 | 7000 | CURR PORT LTD: 3M PCP NP | - | - | - | - | - | - | - | - | - |
| 223213 | 001 | 7000 | CURR PORT LTD: 1M PCP NP | - | - | - | - | - | - | - | - | - |
| 223206 | 001 | 7000 | NOTE PAYABLE- PCP 2018 1.7M LOAN | (1,569,997.16) | (1,566,825.33) | (1,563,645.04) | (1,560,456.27) | (1,557,259.00) | (1,554,053.20) | (1,550,838.85) | (1,547,615.93) | (1,544,384.42) |
| 223207 | 001 | 7000 | NOTE PAYABLE - PCP 2018 1.1M LOAN | (1,067,941.48) | (1,065,783.94) | (1,063,620.65) | (1,061,451.59) | (1,059,276.75) | (1,057,096.11) | (1,054,909.65) | (1,052,717.36) | (1,050,519.23) |
| 223216 | 001 | 7000 | ST NOTE PAYABLE - PCP 2018 1.7M LOAN | (37,410.36) | (37,510.12) | (37,610.15) | (37,710.44) | (37,811.00) | (37,911.83) | (38,012.93) | (38,114.30) | (38,215.93) |
| 223217 | 001 | 7000 | ST NOTE PAYABLE - PCP 2018 1.1M LOAN | (25,447.23) | (25,515.09) | (25,583.13) | (25,651.35) | (25,719.75) | (25,788.33) | (25,857.10) | (25,926.05) | (25,995.18) |
| 223800 | 001 | 7000 | INTERCO LOAN NC-INTEGRATED | - | - | - | - | - | - | - | - | - |
| 233400 | 001 | 7000 | INTERCO PAY/REC: PEU/TSC | - | - | - | - | - | - | - | - | - |
| 233500 | 001 | 7000 | INTERCO PAY/REC: PEU/PWS | - | - | - | 4,591.54 | 4,592.50 | 4,593.46 | 4,594.42 | 4,595.38 | 4,596.34 |
| 233600 | 001 | 7000 | INTERCO PAY/REC: PEU/PAC | 0.07 | 0.23 | 0.41 | 0.61 | 1.08 | 2.08 | 3.94 | 6.70 | 9.90 |
| 233700 | 001 | 7000 | INTERCO PAY/REC: PEU/PWW | 486,125.20 | 283,659.03 | 68,279.20 | (183,644.97) | (390,862.93) | (704,853.35) | (904,300.37) | (1,140,505.84) | (1,430,562.22) |
| 233800 | 001 | 7000 | AP INTERCO PAY/REC: PEU/PAC | 659.69 | 872.79 | 872.79 | 1,085.89 | 3,408.25 | 6,233.51 | 11,638.36 | 14,838.36 | 15,845.99 |
| 233300 | 001 | 7000 | INTERCO PAY/REC: PEU/PCP | (6,277,491.29) | (5,518,543.91) | (5,605,040.45) | (5,244,916.10) | (5,178,071.37) | (5,168,936.14) | (5,220,341.58) | (4,824,259.32) | (4,620,702.22) |
| | | | Total Current Liabilities | (11,162,177.54) | (11,002,728.04) | (11,358,708.81) | (11,092,358.57) | (11,445,903.92) | (11,650,401.35) | (11,799,026.34) | (11,617,991.23) | (10,555,624.37) |
| 224100 | 001 | 7000 | OTHER LIABILITY: DERIVATIVE | (444,815.00) | (406,393.00) | (355,983.00) | (372,743.00) | (383,160.00) | (359,498.00) | (382,098.00) | (375,935.00) | (333,843.00) |
| 253000 | 001 | 7000 | DEFERRED GAIN-GREEN HILLS SRF | - | - | - | - | - | - | - | - | - |
| 253001 | 001 | 7000 | DEFERRED GAIN-LOCKE LAKE SRF | - | - | - | - | - | - | - | - | - |
| 282200 | 001 | 7000 | DEFERRED INCOME TAXES | (4,450,837.00) | (4,450,837.00) | (4,450,837.00) | (4,450,837.00) | (4,450,837.00) | (4,450,837.00) | (4,450,837.00) | (4,450,837.00) | (4,450,837.00) |
| 282201 | 001 | 7000 | DEFERRED INCOME TAX - SWAP | 177,926.00 | 162,557.20 | 142,393.20 | 149,097.20 | 153,264.00 | 143,799.20 | 152,839.20 | 150,374.00 | 133,537.20 |
| 283100 | 001 | 7000 | ACCUM DEF INC TAX - REG LIABILITY | (1,620,743.00) | (1,620,743.00) | (1,620,743.00) | (1,620,743.00) | (1,620,743.00) | (1,620,743.00) | (1,620,743.00) | (1,620,743.00) | (1,620,743.00) |
| 271200 | 001 | 7000 | CONTRIBUTIONS IN AID OF CONST | (21,172,149.16) | (21,413,286.71) | (21,422,054.91) | (21,426,936.84) | (21,430,749.24) | (21,456,182.70) | (21,461,772.61) | (21,475,495.54) | (21,479,786.20) |
| 271204 | 001 | 7000 | CIAC: MAPLE HILLS GRANT | (92,245.15) | (92,245.15) | (92,245.15) | (92,245.15) | (92,245.15) | (97,173.35) | (97,173.35) | (97,173.35) | (97,173.35) |
| 271205 | 001 | 7000 | CIAC: BIRCH HILLS GRANT | (137,116.56) | (137,116.56) | (137,116.56) | (137,116.56) | (137,116.56) | (145,991.15) | (145,991.15) | (145,991.15) | (145,991.15) |
| 271206 | 001 | 7000 | CIAC: LOCKE LAKE GRANT | (17,489.44) | (17,489.44) | (17,489.44) | (17,489.44) | (17,489.44) | (18,358.33) | (18,358.33) | (18,358.33) | (18,358.33) |
| 271207 | 001 | 7000 | DRINKING WATER GRANT FUNDS | (600,000.00) | (600,000.00) | (600,000.00) | (600,000.00) | (600,000.00) | (600,000.00) | (600,000.00) | (600,000.00) | (600,000.00) |
| 271250 | 001 | 7000 | CIAC: LONDONDERRY/MWW CONN | (603,000.00) | (603,000.00) | (603,000.00) | (603,000.00) | (603,000.00) | (603,000.00) | (603,000.00) | (603,000.00) | (603,000.00) |
| 271300 | 001 | 7000 | CIAC: SEASON LANE, LONDONDERRY | (15,400.00) | (15,400.00) | (15,400.00) | (15,400.00) | (15,400.00) | (15,400.00) | (15,400.00) | (15,400.00) | (15,400.00) |
| 271302 | 001 | 7000 | CIAC: PELHAM | (84,300.00) | (84,300.00) | (84,300.00) | (84,300.00) | (84,300.00) | (84,300.00) | (84,300.00) | (84,300.00) | (84,300.00) |
| 271303 | 001 | 7000 | CIAC: LITCHFIELD | (150,367.50) | (150,367.50) | (150,367.50) | (150,367.50) | (150,367.50) | (150,367.50) | (150,367.50) | (150,367.50) | (150,367.50) |
| 271304 | 001 | 7000 | CIAC: BOW | (19,200.00) | (19,200.00) | (19,200.00) | (19,200.00) | (19,200.00) | (19,200.00) | (19,200.00) | (19,200.00) | (19,200.00) |

| | | | | | | | | | | | | | |
|--------|-----|------|---------------------------------------|------------------------|------------------------|------------------------|------------------------|------------------------|------------------------|------------------------|------------------------|------------------------|----------------|
| 271305 | 001 | 7000 | CIAC: LAKEVIEW FARMS - WINDHAM | (46,000.00) | (46,000.00) | (46,000.00) | (46,000.00) | (46,000.00) | (46,000.00) | (46,000.00) | (46,000.00) | (46,000.00) | (46,000.00) |
| 271325 | 001 | 7000 | CIAC: MEADOWBROOK PUMP STATION | (18,900.00) | (18,900.00) | (18,900.00) | (18,900.00) | (18,900.00) | (18,900.00) | (18,900.00) | (18,900.00) | (18,900.00) | (18,900.00) |
| 271350 | 001 | 7000 | CIAC: OAKWOOD | (36,000.00) | (36,000.00) | (36,000.00) | (36,000.00) | (36,000.00) | (36,000.00) | (36,000.00) | (36,000.00) | (36,000.00) | (36,000.00) |
| 271360 | 001 | 7000 | CIAC: SMYTHE WOODS-HOOKSETT | (20,690.39) | (20,690.39) | (20,690.39) | (20,690.39) | (20,690.39) | (20,690.39) | (20,690.39) | (20,690.39) | (20,690.39) | (20,690.39) |
| 271370 | 001 | 7000 | CIAC: W&E | (32,805.00) | (32,805.00) | (32,805.00) | (32,805.00) | (32,805.00) | (32,805.00) | (32,805.00) | (32,805.00) | (32,805.00) | (32,805.00) |
| 271380 | 001 | 7000 | CIAC: FLETCHERS CORNER:ARSENIC | (68,650.00) | (68,650.00) | (68,650.00) | (68,650.00) | (68,650.00) | (68,650.00) | (68,650.00) | (68,650.00) | (68,650.00) | (68,650.00) |
| 271400 | 001 | 7000 | CONTR IN AID OF CONST-DEV INST | (4,536,626.39) | (4,536,626.39) | (4,536,626.39) | (4,536,626.39) | (4,536,626.39) | (4,536,626.39) | (4,536,626.39) | (4,536,626.39) | (4,536,626.39) | (4,536,626.39) |
| | | | | (27,650,939.59) | (27,892,077.14) | (27,900,845.34) | (27,905,727.27) | (27,909,539.67) | (27,949,644.81) | (27,955,234.72) | (27,968,957.65) | (27,973,248.31) | |
| 272101 | 001 | 7000 | RESERVE FOR AMORT OF CIAC:PEU | 4,282,232.65 | 4,324,782.60 | 4,366,965.40 | 4,409,312.62 | 4,451,672.44 | 4,494,082.45 | 4,536,500.23 | 4,578,939.93 | 4,621,392.09 | |
| | | | Total Deferred Credits | (29,707,175.94) | (29,882,710.34) | (29,819,049.74) | (29,791,640.45) | (29,759,343.23) | (29,742,841.16) | (29,719,573.29) | (29,687,158.72) | (29,623,742.02) | |
| | | | Total Equity & Liabilities | (70,558,007.51) | (70,237,079.95) | (70,543,046.07) | (70,212,383.15) | (70,407,740.77) | (70,587,722.77) | (70,684,156.00) | (70,412,942.42) | (70,354,577.71) | |
| | | | | - | - | - | - | - | - | - | - | - | - |

| | 10 | 11 | 12 |
|--|----------------------|----------------------|----------------------|
| | Oct-21 | Nov-21 | Dec-21 |
| | 4,449.76 | 4,449.76 | 4,449.76 |
| | 510,178.38 | 510,178.38 | 510,178.38 |
| | 505,390.75 | 505,390.75 | 505,390.75 |
| | - | - | - |
| | - | - | - |
| | - | - | - |
| | - | - | - |
| | 100,335.00 | 100,335.00 | 100,335.00 |
| | 108,285.50 | 108,285.50 | 108,285.50 |
| | 25,000.00 | 25,000.00 | 25,000.00 |
| | 1,253,639.39 | 1,253,639.39 | 1,253,639.39 |
| | - | - | - |
| | 3,064,967.79 | 3,064,967.79 | 3,064,967.79 |
| | 2,504,707.30 | 2,504,707.30 | 2,504,707.30 |
| | 14,695.12 | 14,695.12 | 14,695.12 |
| | - | - | - |
| | 1,811,911.44 | 1,811,911.44 | 1,891,881.97 |
| | 247,263.19 | 247,263.19 | 247,354.68 |
| | - | - | - |
| | 537,831.09 | 537,831.09 | 537,831.09 |
| | 2,210,735.05 | 2,210,735.05 | 2,210,735.05 |
| | 371,215.92 | 371,215.92 | 367,324.68 |
| | 671,298.74 | 671,298.74 | 671,298.74 |
| | 11,434,625.64 | 11,434,625.64 | 11,510,796.42 |
| | 833,936.19 | 833,936.19 | 833,936.19 |
| | 1,702,245.16 | 1,703,411.11 | 1,701,070.32 |
| | 337,620.94 | 337,620.94 | 334,442.46 |
| | 18,636.91 | 18,636.91 | 18,636.91 |
| | 31,796.22 | 31,796.22 | 27,430.23 |
| | 4,175.71 | 4,175.71 | 4,175.71 |
| | 830,111.29 | 830,111.29 | 830,111.29 |
| | - | - | - |
| | 1,809,852.06 | 1,809,852.06 | 1,848,969.29 |
| | 17,123.56 | 17,123.56 | 17,123.56 |
| | 5,585,498.04 | 5,586,663.99 | 5,615,895.96 |
| | 2,153,207.36 | 2,153,207.36 | 2,153,207.36 |
| | 294,649.02 | 294,649.02 | 394,999.52 |
| | 1,354,366.35 | 1,354,366.35 | 1,354,366.35 |
| | 5,826.93 | 5,826.93 | 5,826.93 |
| | - | - | - |
| | 18,360,784.58 | 18,360,784.58 | 18,360,011.86 |
| | 3,026,783.89 | 3,026,783.89 | 3,026,783.89 |
| | 5,160,328.79 | 5,160,328.79 | 5,160,328.79 |
| | 11,246,016.99 | 11,246,016.99 | 11,246,016.99 |
| | 956,971.89 | 956,971.89 | 956,971.89 |
| | 622,095.25 | 622,095.25 | 622,095.25 |

| | | |
|----------------------|----------------------|----------------------|
| 48,472.79 | 48,472.79 | 48,472.79 |
| 44,669.08 | 44,669.08 | 114,959.86 |
| 169,870.00 | 169,870.00 | 246,383.64 |
| 543,406.98 | 543,406.98 | 516,823.26 |
| 335,700.78 | 335,700.78 | 295,788.77 |
| 149,726.91 | 149,726.91 | 148,112.41 |
| 5,417,440.79 | 5,417,440.79 | 5,712,441.26 |
| 98,000.00 | 98,000.00 | 98,000.00 |
| 85,379.57 | 85,379.57 | 85,379.57 |
| 2,207,621.48 | 2,207,621.48 | 2,209,208.72 |
| 1,523,496.56 | 1,523,496.56 | 1,525,668.75 |
| 3,514,886.97 | 3,518,620.51 | 3,522,337.16 |
| 1,636,602.79 | 1,639,748.94 | 1,643,392.26 |
| 1,304,511.09 | 1,308,022.42 | 1,306,511.71 |
| 813,875.18 | 814,553.83 | 824,065.83 |
| 618,135.76 | 618,135.76 | 620,312.20 |
| 4,605.74 | 4,605.74 | 4,605.74 |
| 1,144,734.29 | 1,144,734.29 | 1,144,734.29 |
| 88,913.08 | 88,913.08 | 88,913.08 |
| (8,708,682.94) | (8,708,682.94) | (8,706,800.25) |
| (7,940.20) | (7,940.20) | (7,940.20) |
| (185,750.00) | (185,750.00) | (185,750.00) |
| (230,800.00) | (230,800.00) | (230,800.00) |
| (276,666.67) | (276,666.67) | (276,666.67) |
| (331,666.66) | (331,666.66) | (331,666.66) |
| 4,357,935.96 | 4,372,101.37 | 4,386,266.77 |
| 3,256.26 | 3,265.85 | 3,275.44 |
| 116,564.19 | 117,038.84 | 117,513.49 |
| 133,502.78 | 134,032.37 | 134,561.97 |
| 181,483.58 | 181,954.89 | 182,426.21 |
| 218,612.20 | 219,160.53 | 219,708.86 |
| 58,200,929.39 | 58,228,197.94 | 58,740,849.09 |
| 2,688.66 | 2,688.66 | 2,688.66 |
| 72,937.34 | 72,937.34 | 72,937.34 |
| 9,592.29 | 9,592.29 | 9,592.29 |
| - | - | - |
| 602,060.62 | 602,060.62 | 602,060.62 |
| 73,467.71 | 73,467.71 | 73,467.71 |
| 10,364.16 | 10,364.16 | 10,364.16 |
| 771,110.78 | 771,110.78 | 771,110.78 |
| 386,400.05 | 386,400.05 | 386,400.05 |
| - | - | - |
| - | - | - |
| - | - | - |
| 21,445.54 | 21,445.54 | 21,445.54 |
| 48,432.05 | 48,432.05 | 48,432.05 |
| - | - | - |
| - | - | - |
| 456,277.64 | 456,277.64 | 456,277.64 |
| 77,702,080.88 | 77,730,515.38 | 78,348,569.28 |
| - | - | - |

| | | |
|------------------------|------------------------|------------------------|
| (21,568,831.38) | (21,708,933.09) | (21,844,912.52) |
| 1,692,832.30 | 1,693,351.99 | 1,700,998.10 |
| 2,407,963.98 | 2,407,963.98 | 2,430,308.96 |
| - | - | - |
| (17,468,035.10) | (17,607,617.12) | (17,713,605.46) |

| | | |
|----------------------|----------------------|----------------------|
| 60,234,045.78 | 60,122,898.26 | 60,634,963.82 |
|----------------------|----------------------|----------------------|

| | | |
|----------------------|----------------------|----------------------|
| 526,704.21 | 553,966.47 | 424,848.56 |
| 66,150.30 | 195,984.82 | (230,762.54) |
| 60,826,900.29 | 60,872,849.55 | 60,829,049.84 |

| | | |
|----------------|--------------|--------------|
| - | - | - |
| 900.00 | 900.00 | 900.00 |
| 328,982.04 | 168,895.95 | 178,133.46 |
| 704,136.80 | 664,034.24 | 677,618.16 |
| (1,669,700.92) | (878,174.15) | (945,277.64) |
| 299,840.24 | (10,673.85) | 478,727.68 |
| 177,488.27 | 221,709.34 | 159,627.82 |
| 261,586.03 | 274,311.06 | 287,020.74 |
| 39,170.00 | 39,170.00 | 39,170.00 |

| | | |
|-------------------|-------------------|-------------------|
| 726,438.66 | 564,787.73 | 495,586.19 |
| 117,487.10 | 120,587.85 | 336,700.95 |
| (2,000.00) | (2,000.00) | (3,318.59) |
| - | - | - |
| 841,925.76 | 683,375.58 | 828,968.55 |

| | | |
|-------------------|-------------------|-------------------|
| 718,777.00 | 711,469.00 | 739,860.00 |
| - | - | - |
| - | - | - |
| 285.35 | 285.35 | 285.35 |
| 719,062.35 | 711,754.35 | 740,145.35 |

| | | |
|---|---|---|
| - | - | - |
| - | - | - |
| - | - | - |

| | | |
|---------------------|---------------------|---------------------|
| 20,148.06 | 10,257.38 | 366.76 |
| - | - | - |
| 11,283.32 | 14,175.65 | 8,434.98 |
| - | 221,563.04 | 258,955.76 |
| (34,781.61) | (34,781.61) | (34,781.61) |
| (3,350.23) | 211,214.46 | 232,975.89 |
| 1,700,040.34 | 2,086,516.98 | 2,678,010.01 |

| | | |
|---|---|---|
| - | - | - |
|---|---|---|

| | | |
|---------------------|---------------------|---------------------|
| - | - | - |
| - | - | - |
| 6,959,869.14 | 6,941,040.30 | 6,922,211.56 |
| - | - | - |
| - | - | - |
| - | - | - |
| - | - | - |
| - | - | - |
| - | - | - |
| - | - | - |
| - | - | - |
| 6,837.59 | 6,837.59 | 6,837.59 |
| - | - | - |
| 4,194.22 | 4,173.25 | 4,152.28 |
| - | - | - |
| - | - | 12,320.58 |
| - | - | 2,432.49 |
| - | - | - |
| - | - | 4,861.60 |
| - | - | - |
| - | - | 7,982.07 |
| - | - | 116,737.69 |
| - | - | - |
| 1,111.11 | 1,088.45 | 1,065.79 |
| 15,782.28 | 15,582.33 | 15,382.39 |
| 15,976.90 | 15,907.14 | 15,837.38 |
| - | - | - |
| - | - | - |
| - | - | - |
| 98,795.84 | 104,439.69 | 105,944.69 |
| - | - | - |
| 466,280.56 | 462,449.46 | 458,618.33 |
| 20,671.29 | 20,395.53 | 20,119.77 |
| - | - | - |
| - | - | - |
| 37,508.95 | 37,008.56 | 36,508.17 |
| 830.04 | 818.98 | 807.91 |
| 3,308.80 | 3,308.80 | 3,308.80 |
| 1,768.95 | 1,740.44 | 1,711.88 |
| 212,825.39 | 212,825.39 | 212,825.39 |
| - | - | - |
| 7,845,761.06 | 7,827,615.91 | 7,949,666.36 |
| - | - | - |
| 220,467.62 | 222,730.54 | 229,259.83 |

| | | |
|------------------------|------------------------|------------------------|
| 8,066,228.68 | 8,050,346.45 | 8,178,926.19 |
| 70,593,169.31 | 71,009,712.98 | 71,685,986.04 |
| (100.00) | (100.00) | (100.00) |
| (10,729,278.88) | (10,729,278.88) | (10,729,278.88) |
| - | - | - |
| 191,497.20 | 191,328.60 | 173,775.60 |
| (10,537,881.68) | (10,538,050.28) | (10,555,603.28) |
| 2,517,637.52 | 2,517,637.52 | 2,517,637.52 |
| (1,909.47) | 33,300.97 | (37,717.51) |
| (8,022,153.63) | (7,987,111.79) | (8,075,683.27) |
| - | - | - |
| (36,575.00) | (35,131.25) | (33,687.50) |
| (151,651.71) | (148,829.33) | (145,998.75) |
| (267,587.00) | (264,960.00) | (262,326.00) |
| (945,321.60) | (937,717.11) | (930,094.47) |
| (77,995.38) | (76,965.38) | (75,936.38) |
| (126,237.98) | (125,536.84) | (124,831.43) |
| (201,467.00) | (200,581.00) | (199,690.00) |
| (248,094.20) | (246,493.81) | (244,889.79) |
| (2,090,635.09) | (2,088,561.16) | (2,030,679.58) |
| (1,073,294.97) | (1,066,493.31) | (1,059,563.20) |
| (590,003.18) | (586,403.81) | (582,722.04) |
| (277,823.25) | (276,290.24) | (274,753.75) |
| (286,150.65) | (284,708.13) | (283,262.33) |
| (307,303.26) | (305,707.89) | (304,109.04) |
| (757,482.16) | (753,662.67) | (749,834.85) |
| (420,290.71) | (418,132.69) | (415,970.24) |
| (508,873.76) | (507,376.99) | (505,804.85) |
| (299,914.70) | (298,417.70) | (296,917.70) |
| (1,064,276.81) | (1,061,346.75) | (1,058,282.27) |
| (1,170,334.87) | (1,164,700.65) | (1,159,057.22) |
| (819,040.24) | (816,948.50) | (814,738.46) |
| (468,068.85) | (467,045.33) | (466,019.49) |
| (2,079,745.59) | (2,071,046.72) | (2,062,333.64) |
| (317,098.28) | (316,422.85) | (315,697.47) |
| (209,748.65) | (208,871.34) | (207,992.60) |
| (1,050,519.77) | (1,048,246.21) | (1,045,968.84) |
| (538,665.13) | (537,145.46) | (535,624.85) |
| (1,862,575.05) | (1,857,320.41) | (1,852,062.53) |
| (1,067,441.41) | (1,065,094.99) | (1,062,610.14) |
| (764,789.20) | (763,170.39) | (761,461.65) |
| (1,109,283.18) | (1,107,130.90) | (1,104,842.31) |
| - | (2,493,668.43) | (2,488,616.02) |

| | | |
|------------------------|------------------------|------------------------|
| (11,152.02) | (10,668.76) | (10,185.50) |
| (28,198.80) | (27,885.48) | (27,572.16) |
| (63,263.83) | (62,761.74) | (62,259.65) |
| (86,694.93) | (86,109.16) | (85,523.39) |
| - | - | - |
| (55,872.57) | (55,697.97) | (55,523.37) |
| (199,037.23) | (198,463.64) | (197,890.05) |
| (102,857.32) | (102,560.90) | (102,264.48) |
| (355,655.93) | (354,630.98) | (353,606.03) |
| (22,091,021.26) | (24,498,906.87) | (24,351,204.02) |

| | | |
|-----------------------|-----------------------|-----------------------|
| - | - | - |
| (445,986.35) | (454,888.80) | (756,841.65) |
| (17,325.00) | (17,325.00) | (17,325.00) |
| (33,237.25) | (33,333.86) | (33,430.75) |
| (31,030.00) | (31,106.00) | (31,183.00) |
| (89,853.89) | (90,068.34) | (90,283.31) |
| (12,389.00) | (12,385.00) | (12,380.00) |
| (8,084.46) | (8,134.92) | (8,185.49) |
| (10,195.00) | (10,262.00) | (10,328.00) |
| (18,924.73) | (18,967.62) | (19,010.62) |
| (234,415.75) | (236,489.68) | (236,489.68) |
| (80,761.40) | (81,013.15) | (81,257.54) |
| (42,677.70) | (42,833.89) | (42,985.59) |
| (18,127.89) | (18,168.98) | (18,210.18) |
| (17,057.89) | (17,096.56) | (17,135.32) |
| (18,875.88) | (18,917.03) | (18,958.27) |
| (45,190.95) | (45,289.47) | (45,388.21) |
| (25,553.93) | (25,606.40) | (25,658.98) |
| (17,959.34) | (18,035.12) | (18,108.76) |
| (17,723.00) | (17,760.00) | (17,797.00) |
| (35,212.79) | (35,340.15) | (35,463.84) |
| (66,898.31) | (67,007.57) | (67,117.02) |
| (25,197.08) | (25,301.88) | (25,403.72) |
| (12,102.21) | (12,129.83) | (12,157.49) |
| (103,286.64) | (103,455.34) | (103,624.32) |
| (8,192.16) | (8,229.76) | (8,266.32) |
| (10,416.81) | (10,433.82) | (10,450.86) |
| (26,986.26) | (27,031.79) | (27,077.35) |
| (18,162.45) | (18,173.80) | (18,185.13) |
| (62,801.34) | (62,840.57) | (62,879.75) |
| (28,379.27) | (28,486.31) | (28,590.28) |
| (19,587.17) | (19,654.29) | (19,719.48) |
| (26,125.82) | (26,219.85) | (26,311.19) |
| - | (52,963.57) | (58,015.98) |
| (5,799.12) | (5,799.12) | (5,799.12) |
| (3,759.84) | (3,759.84) | (3,759.84) |
| (6,025.08) | (6,025.08) | (6,025.08) |
| (7,029.24) | (7,029.24) | (7,029.24) |
| (2,095.20) | (2,095.20) | (2,095.20) |
| (6,883.08) | (6,883.08) | (6,883.08) |
| (3,557.04) | (3,557.04) | (3,557.04) |
| (12,299.40) | (12,299.40) | (12,299.40) |
| (1,676,165.72) | (1,742,398.35) | (2,051,668.08) |

| | | |
|------------------------|-----------------------|-----------------------|
| - | - | - |
| (86,526.03) | (94,409.92) | (213,475.00) |
| - | (6,222.32) | (1,008.00) |
| - | (33,615.70) | (9,821.72) |
| (24,000.00) | (24,000.00) | (24,000.00) |
| (64,368.79) | (64,368.79) | (64,368.79) |
| (108,005.63) | (108,005.63) | (122,988.63) |
| (94,342.95) | (101,948.62) | - |
| - | - | - |
| - | - | - |
| (23,707.03) | (35,366.61) | (11,891.55) |
| (222,099.09) | (201,022.27) | (158,048.20) |
| (72,681.45) | (72,681.45) | (52,445.06) |
| (695,730.97) | (741,641.31) | (658,046.95) |
| - | - | - |
| - | - | - |
| - | - | - |
| - | - | - |
| (1,541,144.29) | (1,537,895.52) | (1,534,638.08) |
| (1,048,315.23) | (1,046,105.36) | (1,043,889.59) |
| (38,317.84) | (38,420.02) | (38,522.48) |
| (26,064.50) | (26,134.00) | (26,203.69) |
| - | - | - |
| - | - | - |
| 4,597.30 | 4,598.26 | 4,599.22 |
| 13.65 | 17.87 | (6,977.97) |
| (1,697,713.12) | (1,866,900.56) | (1,969,584.59) |
| 20,089.59 | 20,404.99 | 22,238.22 |
| (4,203,876.45) | (2,010,772.44) | (1,715,632.41) |
| (10,902,627.58) | (8,985,246.44) | (9,018,326.40) |
| (319,162.00) | (318,881.00) | (289,626.00) |
| - | - | - |
| - | - | - |
| (4,450,837.00) | (4,450,837.00) | (4,845,937.16) |
| 127,664.80 | 127,552.40 | 115,850.40 |
| (1,620,743.00) | (1,620,743.00) | (1,620,743.00) |
| (21,484,684.87) | (21,488,418.41) | (21,852,650.03) |
| (97,173.35) | (97,173.35) | (102,101.65) |
| (145,991.15) | (145,991.15) | (145,991.15) |
| (18,358.33) | (18,358.33) | (19,214.65) |
| (600,000.00) | (600,000.00) | (600,000.00) |
| (603,000.00) | (603,000.00) | (603,000.00) |
| (15,400.00) | (15,400.00) | (15,400.00) |
| (84,300.00) | (84,300.00) | (84,300.00) |
| (150,367.50) | (150,367.50) | (150,367.50) |
| (19,200.00) | (19,200.00) | (19,200.00) |

| | | |
|------------------------|------------------------|------------------------|
| (46,000.00) | (46,000.00) | (46,000.00) |
| (18,900.00) | (18,900.00) | (18,900.00) |
| (36,000.00) | (36,000.00) | (36,000.00) |
| (20,690.39) | (20,690.39) | (20,690.39) |
| (32,805.00) | (32,805.00) | (32,805.00) |
| (68,650.00) | (68,650.00) | (68,650.00) |
| (4,536,626.39) | (4,536,626.39) | (4,536,626.39) |
| (27,978,146.98) | (27,981,880.52) | (28,351,896.76) |
| 4,663,857.34 | 4,706,341.24 | 4,751,580.17 |
| (29,577,366.84) | (29,538,447.88) | (30,240,772.35) |
| (70,593,169.31) | (71,009,712.98) | (71,685,986.04) |
| - | - | - |

| | | | | 1 | 2 | 3 | 4 | 5 | 6 | 7 | 8 | 9 |
|--|-----|------|--------------------------------|---------------------|---------------------|---------------------|---------------------|---------------------|---------------------|---------------------|---------------------|---------------------|
| | | | | Jan-21 | Feb-21 | Mar-21 | Apr-21 | May-21 | Jun-21 | Jul-21 | Aug-21 | Sep-21 |
| Assets | | | | | | | | | | | | |
| Land | | | | | | | | | | | | |
| 303100 | 001 | 6000 | LAND | 44,180.00 | 44,180.00 | 44,180.00 | 44,180.00 | 44,180.00 | 44,180.00 | 44,180.00 | 44,180.00 | 44,180.00 |
| 303300 | 001 | 6000 | EASEMENTS - PITTSFIELD | 16,153.19 | 16,153.19 | 16,153.19 | 16,153.19 | 16,153.19 | 16,153.19 | 16,153.19 | 16,153.19 | 16,153.19 |
| | | | | 60,333.19 | 60,333.19 | 60,333.19 | 60,333.19 | 60,333.19 | 60,333.19 | 60,333.19 | 60,333.19 | 60,333.19 |
| Structures | | | | | | | | | | | | |
| 304100 | 001 | 6000 | SOURCE OF SUPPLY STRUCTURES | 71,250.05 | 71,250.05 | 71,250.05 | 71,250.05 | 71,250.05 | 71,250.05 | 71,250.05 | 71,250.05 | 71,250.05 |
| 304700 | 001 | 6000 | GENERAL & MISC STRUCTURES | 1,080.00 | 1,080.00 | 1,080.00 | 1,080.00 | 1,080.00 | 1,080.00 | 1,080.00 | 1,080.00 | 1,080.00 |
| 304800 | 001 | 6000 | WATER TREATMENT STRUCTURES | 935,239.12 | 935,239.12 | 935,239.12 | 935,239.12 | 935,239.12 | 935,239.12 | 935,239.12 | 935,239.12 | 935,239.12 |
| 305000 | 001 | 6000 | RESERVOIRS & DAMS | 137,331.46 | 137,331.46 | 137,331.46 | 137,331.46 | 137,331.46 | 137,331.46 | 137,331.46 | 137,331.46 | 137,331.46 |
| 306000 | 001 | 6000 | LAKE, RIVER & OTHER INTAKE-PAC | 38,270.60 | 38,270.60 | 38,270.60 | 38,270.60 | 38,270.60 | 38,270.60 | 38,270.60 | 38,270.60 | 38,270.60 |
| 309000 | 001 | 6000 | SUPPLY MAINS: PITTSFIELD | 309,352.72 | 309,352.72 | 309,352.72 | 309,352.72 | 309,352.72 | 309,352.72 | 309,352.72 | 309,352.72 | 309,352.72 |
| | | | | 1,492,523.95 | 1,492,523.95 | 1,492,523.95 | 1,492,523.95 | 1,492,523.95 | 1,492,523.95 | 1,492,523.95 | 1,492,523.95 | 1,492,523.95 |
| Equipment | | | | | | | | | | | | |
| 310000 | 001 | 6000 | POWER GENERATED EQUIP: PAC | 55,407.06 | 55,407.06 | 55,407.06 | 55,407.06 | 55,407.06 | 55,407.06 | 55,407.06 | 55,407.06 | 55,407.06 |
| 311200 | 001 | 6000 | ELECTRIC PUMPING EQUIPMENT | 1,651.09 | 1,651.09 | 1,651.09 | 1,651.09 | 1,651.09 | 1,651.09 | 1,651.09 | 1,651.09 | 1,651.09 |
| 311210 | 001 | 6000 | PUMPING EQUIP: PUMPS - PAC | 13,870.94 | 13,870.94 | 13,870.94 | 13,870.94 | 13,870.94 | 13,870.94 | 13,870.94 | 13,870.94 | 13,870.94 |
| 320000 | 001 | 6000 | PURIFICATION SYSTEM EQUIPMENT | - | - | - | - | - | - | - | - | - |
| 320200 | 001 | 6000 | WATER TREATMENT EQUIPMENT: PAC | 17,042.89 | 17,042.89 | 17,042.89 | 17,042.89 | 17,042.89 | 17,042.89 | 17,042.89 | 17,042.89 | 17,042.89 |
| 320310 | 001 | 6000 | WTP EQUIPMENT: MEDIA - PAC | 41,963.48 | 41,963.48 | 41,963.48 | 41,963.48 | 41,963.48 | 41,963.48 | 41,963.48 | 41,963.48 | 41,963.48 |
| | | | | 129,935.46 | 129,935.46 | 129,935.46 | 129,935.46 | 129,935.46 | 129,935.46 | 129,935.46 | 129,935.46 | 129,935.46 |
| Transmission & Distribution | | | | | | | | | | | | |
| 331000 | 001 | 6000 | PAVEMENTS - GENERAL | 5,000.00 | 5,000.00 | 5,000.00 | 5,000.00 | 5,000.00 | 5,000.00 | 5,000.00 | 5,000.00 | 5,000.00 |
| 331001 | 001 | 6000 | PAVEMENTS - TRANS MAINS | 2,003.77 | 2,003.77 | 2,003.77 | 2,003.77 | 2,003.77 | 2,003.77 | 2,003.77 | 2,003.77 | 2,003.77 |
| 331002 | 001 | 6000 | PAVEMENTS - DIST MAINS | 124,788.30 | 124,788.30 | 124,788.30 | 124,788.30 | 124,788.30 | 124,788.30 | 124,788.30 | 124,788.30 | 124,788.30 |
| 331003 | 001 | 6000 | PAVEMENTS - GATE VALVES | 2,833.21 | 2,833.21 | 2,833.21 | 2,833.21 | 2,833.21 | 2,833.21 | 2,833.21 | 2,833.21 | 2,833.21 |
| 331100 | 001 | 6000 | MAINS: 6" & LARGER | 642,373.35 | 642,373.35 | 642,373.35 | 642,373.35 | 642,373.35 | 642,373.35 | 642,373.35 | 642,373.35 | 642,373.35 |
| 331150 | 001 | 6000 | DEVEL INSTAL MAINS-6" & LARGER | 316,734.00 | 316,734.00 | 316,734.00 | 316,734.00 | 316,734.00 | 316,734.00 | 316,734.00 | 316,734.00 | 316,734.00 |
| 331200 | 001 | 6000 | MAINS: 4" & UNDER | 216.00 | 216.00 | 216.00 | 216.00 | 216.00 | 216.00 | 216.00 | 216.00 | 216.00 |
| 331250 | 001 | 6000 | GATES: 4" & UNDER | 9,998.74 | 9,998.74 | 9,998.74 | 9,998.74 | 9,998.74 | 9,998.74 | 9,998.74 | 9,998.74 | 9,998.74 |
| 331251 | 001 | 6000 | GATES: 6" & LARGER | 69,021.53 | 69,021.53 | 69,021.53 | 69,021.53 | 69,021.53 | 69,021.53 | 69,021.53 | 69,021.53 | 69,021.53 |
| 331252 | 001 | 6000 | GATES: UNKNOWN SIZE | 284.49 | 284.49 | 284.49 | 284.49 | 284.49 | 284.49 | 284.49 | 284.49 | 284.49 |
| 331300 | 001 | 6000 | DEVEL INSTAL MAINS: 4" & UNDER | - | - | - | - | - | - | - | - | - |
| 331400 | 001 | 6000 | MAINS: UNKNOWN SIZE | 1,018,899.48 | 1,018,899.48 | 1,018,899.48 | 1,018,899.48 | 1,018,899.48 | 1,018,899.48 | 1,018,899.48 | 1,018,899.48 | 1,018,899.48 |
| 331401 | 001 | 6000 | DEVEL INSTAL MAINS:UNKNOWN SZ | 176,678.50 | 176,678.50 | 176,678.50 | 176,678.50 | 176,678.50 | 176,678.50 | 176,678.50 | 176,678.50 | 176,678.50 |
| 333004 | 001 | 6000 | PAVING - SERVICES | 3,700.02 | 3,700.02 | 3,700.02 | 3,700.02 | 3,700.02 | 3,700.02 | 3,700.02 | 3,700.02 | 3,700.02 |
| 333100 | 001 | 6000 | NEW SERVICES | 117,207.78 | 117,207.78 | 117,207.78 | 117,207.78 | 117,207.78 | 117,207.78 | 117,207.78 | 117,207.78 | 117,207.78 |
| 333200 | 001 | 6000 | RENEWED SERVICES | 67,128.44 | 67,128.44 | 67,128.44 | 67,128.44 | 67,128.44 | 67,128.44 | 67,128.44 | 67,128.44 | 67,128.44 |
| 334000 | 001 | 6000 | METERING EQUIPMENT | 84,664.17 | 84,664.17 | 84,664.17 | 84,664.17 | 84,664.17 | 84,566.55 | 84,566.55 | 84,566.55 | 84,566.55 |
| 334100 | 001 | 6000 | RADIOS FOR METERING | 61,725.85 | 61,725.85 | 61,723.73 | 61,723.73 | 61,723.73 | 63,956.85 | 63,956.85 | 63,956.85 | 63,787.17 |
| 335000 | 001 | 6000 | FIRE PROT EQUIP: HYDRANTS | 90,328.27 | 90,328.27 | 90,328.27 | 90,328.27 | 90,328.27 | 90,328.27 | 90,328.27 | 90,328.27 | 90,328.27 |
| 335005 | 001 | 6000 | HYDRANTS - PAVING | 184.00 | 184.00 | 184.00 | 184.00 | 184.00 | 184.00 | 184.00 | 184.00 | 184.00 |
| 335100 | 001 | 6000 | HYDRANTS: CIAC | 14,550.00 | 14,550.00 | 14,550.00 | 14,550.00 | 14,550.00 | 14,550.00 | 14,550.00 | 14,550.00 | 14,550.00 |
| 339000 | 001 | 6000 | OTHER PLANT & MISC EQUIP: PAC | 1,495.00 | 1,495.00 | 1,495.00 | 1,495.00 | 1,495.00 | 1,495.00 | 1,495.00 | 1,495.00 | 1,495.00 |
| | | | | 2,809,814.90 | 2,809,814.90 | 2,809,812.78 | 2,809,812.78 | 2,809,812.78 | 2,811,948.28 | 2,811,948.28 | 2,811,948.28 | 2,811,778.60 |

| | | | | | | | | | | | |
|--------------------------------------|-----|------|--------------------------------|---------------------|---------------------|---------------------|---------------------|---------------------|---------------------|---------------------|---------------------|
| Miscellaneous Equipment | | | | | | | | | | | |
| 343000 | 001 | 6000 | SHOP EQUIPMENT | 9,687.95 | 9,687.95 | 9,687.95 | 9,687.95 | 9,687.95 | 9,687.95 | 9,687.95 | 9,687.95 |
| 344000 | 001 | 6000 | LABORATORY EQUIPMENT | 31,159.42 | 31,159.42 | 31,159.42 | 31,159.42 | 31,159.42 | 31,159.42 | 31,159.42 | 31,159.42 |
| 346000 | 001 | 6000 | COMMUNICATION EQUIPMENT - PAC | 30,662.09 | 30,662.09 | 30,662.09 | 30,662.09 | 30,662.09 | 30,662.09 | 30,662.09 | 30,662.09 |
| 347110 | 001 | 6000 | COMPUTER EQUIPMENT | 24,555.64 | 24,555.64 | 24,555.64 | 24,555.64 | 24,555.64 | 24,555.64 | 24,555.64 | 24,555.64 |
| 348000 | 001 | 6000 | MISCELLANEOUS GENERAL EQUIP | 19,744.54 | 19,744.54 | 19,744.54 | 19,744.54 | 19,744.54 | 19,744.54 | 19,744.54 | 19,744.54 |
| | | | | 115,809.64 | 115,809.64 | 115,809.64 | 115,809.64 | 115,809.64 | 115,809.64 | 115,809.64 | 115,809.64 |
| Intangible Plant | | | | | | | | | | | |
| 301000 | 001 | 6000 | ORGANIZATION EXPENSE | 75,550.65 | 75,550.65 | 75,550.65 | 75,550.65 | 75,550.65 | 75,550.65 | 75,550.65 | 75,550.65 |
| | | | | 75,550.65 | 75,550.65 | 75,550.65 | 75,550.65 | 75,550.65 | 75,550.65 | 75,550.65 | 75,550.65 |
| | | | Total Plant in Service | 4,683,967.79 | 4,683,967.79 | 4,683,965.67 | 4,683,965.67 | 4,683,965.67 | 4,686,101.17 | 4,686,101.17 | 4,685,931.49 |
| Accumulated Depreciation | | | | | | | | | | | |
| 108000 | 001 | 6000 | ACCUMULATED DEPRECIATION: PAC | (2,112,015.03) | (2,120,300.16) | (2,128,468.93) | (2,136,750.31) | (2,145,031.60) | (2,148,708.79) | (2,156,947.87) | (2,173,220.76) |
| 108001 | 001 | 6000 | ACCUM DEPREC: COST OF REM -PAC | 244,326.41 | 244,326.41 | 244,326.41 | 244,326.41 | 244,326.41 | 244,326.41 | 244,326.41 | 244,326.41 |
| 108002 | 001 | 6000 | ACCUM DEPRECIATION: LOSS -PAC | 195,549.81 | 195,549.81 | 195,630.52 | 195,630.52 | 195,630.52 | 197,054.99 | 197,054.99 | 197,206.56 |
| | | | | 1,672,138.81 | 1,680,423.94 | 1,688,512.00 | 1,696,793.38 | 1,705,074.67 | 1,707,327.39 | 1,715,566.47 | 1,731,687.79 |
| | | | Net Plant in Service | 3,011,828.98 | 3,003,543.85 | 2,995,453.67 | 2,987,172.29 | 2,978,891.00 | 2,978,773.78 | 2,970,534.70 | 2,954,243.70 |
| Construction Work in Progress | | | | | | | | | | | |
| 105222 | 001 | 6000 | CWIP: CONTRACTOR CLEARING -PAC | - | - | - | - | - | - | - | - |
| | | | Total Plant | 3,011,828.98 | 3,003,543.85 | 2,995,453.67 | 2,987,172.29 | 2,978,891.00 | 2,978,773.78 | 2,970,534.70 | 2,954,243.70 |
| Current Assets | | | | | | | | | | | |
| Cash | | | | | | | | | | | |
| 131110 | 001 | 6000 | PETTY CASH: PITTSFIELD/NC | - | - | - | - | - | - | - | - |
| 131120 | 001 | 6000 | CASH: BANK OF AMERICA OPERATNG | - | - | - | - | - | - | - | - |
| 131140 | 001 | 6000 | CASH - TD BANK | - | - | - | - | - | - | - | - |
| 131350 | 001 | 6000 | RESTRICTED CASH - TD BANK RSF | - | - | - | - | - | - | - | - |
| 131375 | 001 | 6000 | DSRR 1.0 RSF | - | - | - | - | - | - | - | - |
| 131380 | 001 | 6000 | MOERR RSF | - | - | - | - | - | - | - | - |
| 131385 | 001 | 6000 | MOERR | - | - | - | - | - | - | - | - |
| 131395 | 001 | 6000 | DSRR 0.1 | - | - | - | - | - | - | - | - |
| 141000 | 001 | 6000 | A/R: BILLED WATER REVENUE | 71,851.84 | 72,979.21 | 43,555.27 | 58,945.40 | 57,973.92 | 32,536.97 | 49,263.49 | 17,250.74 |
| 141400 | 001 | 6000 | A/R: MISCELLANEOUS | - | - | - | - | - | - | - | - |
| 143901 | 001 | 6000 | ALLOWANCE FOR DOUBTFUL ACCTS | (500.00) | (500.00) | (500.00) | (500.00) | (500.00) | (500.00) | (500.00) | 1,338.69 |
| 173150 | 001 | 6000 | A/R: UNBILLED WATER REVENUE | 75,198.00 | 76,195.00 | 72,733.00 | 72,166.00 | 80,240.00 | 79,241.00 | 77,106.00 | 80,617.00 |
| 173152 | 001 | 6000 | A/R UNBILLED REV: RECOUPMENT | - | - | - | - | - | - | - | - |
| 173154 | 001 | 6000 | AR: UNBILLED REV RECOUP 2009 | - | - | - | - | - | - | - | - |
| Inventory & Supplies | | | | | | | | | | | |
| 151100 | 001 | 6000 | INVENTORY: PIPES & FITTINGS | - | - | - | - | - | - | - | - |
| 151101 | 001 | 6000 | INVENTORY: METERS - PAC | - | - | - | - | - | - | - | - |
| 151700 | 001 | 6000 | INVENTORY: PAC | - | - | - | - | - | - | - | - |
| | | | | - | - | - | - | - | - | - | - |

Prepaid Expenses & Other

| | | | | | | | | | | | | |
|--------|-----|------|-----------------------------|-------------------|-------------------|-------------------|-------------------|-------------------|-------------------|-------------------|-------------------|------------------|
| 162100 | 001 | 6000 | PREPAID INSURANCE | 1,503.33 | 1,787.44 | 1,901.26 | 2,245.55 | 2,383.52 | 2,521.49 | 2,659.46 | 2,797.43 | 2,935.40 |
| 162300 | 001 | 6000 | PREPAID PROPERTY TAXES-PAC | - | - | - | - | - | - | - | - | - |
| 162700 | 001 | 6000 | PREPAID EXPENSES | 1,500.00 | 1,607.34 | 1,200.00 | 1,864.67 | 1,457.33 | 1,050.00 | 900.00 | 750.00 | 600.00 |
| 163310 | 001 | 6000 | PREPAID PROPERTY TAXES | 15,094.00 | 7,547.00 | - | - | - | 28,334.00 | 18,889.33 | 9,444.66 | - |
| | | | | 18,097.33 | 10,941.78 | 3,101.26 | 4,110.22 | 3,840.85 | 31,905.49 | 22,448.79 | 12,992.09 | 3,535.40 |
| 233700 | 001 | 6000 | INTERCO PAY/REC: PAC/PEU | - | - | - | - | - | - | - | - | - |
| 233300 | 001 | 6000 | INTERCO PAY/REC: PAC/PCP | - | - | - | - | - | - | - | - | - |
| | | | | - | - | - | - | - | - | - | - | - |
| | | | Total Current Assets | 164,647.17 | 159,615.99 | 118,889.53 | 134,721.62 | 141,554.77 | 143,183.46 | 148,318.28 | 117,406.02 | 97,417.14 |

Other Assets

Other Deferred Charges

| | | | | | | | | | | | | |
|--------|-----|------|---------------------------------|---------------------|---------------------|---------------------|---------------------|---------------------|---------------------|---------------------|---------------------|---------------------|
| 186100 | 001 | 6000 | ACQUISITION PREMIUM - MARA | 1,147,982.11 | 1,144,950.25 | 1,141,918.40 | 1,138,886.55 | 1,135,854.70 | 1,132,822.84 | 1,129,790.99 | 1,126,759.13 | 1,123,727.28 |
| 186240 | 001 | 6000 | SARBANES-OXLEY | - | - | - | - | - | - | - | - | - |
| 186245 | 001 | 6000 | TILTON HILL ROAD MAIN BREAK | - | - | - | - | - | - | - | - | - |
| 186255 | 001 | 6000 | MAIN BREAK - OCTOBER 2003 | - | - | - | - | - | - | - | - | - |
| 186260 | 001 | 6000 | SOUTH MAIN LEAK RESEARCH | - | - | - | - | - | - | - | - | - |
| 186265 | 001 | 6000 | ABATEMENT | - | - | - | - | - | - | - | - | - |
| 186285 | 001 | 6000 | BERRY POND BATHYMETRIC SURVEY | 1,816.09 | 1,558.78 | 1,301.46 | 1,044.14 | 786.81 | 529.48 | 272.16 | 17.54 | 5.84 |
| 186286 | 001 | 6000 | BERRY POND TREATMENT EVALUATION | 3,173.39 | 3,118.68 | 3,063.97 | 3,009.26 | 2,954.55 | 2,899.84 | 2,845.13 | 2,790.42 | 2,735.71 |
| 186287 | 001 | 6000 | BERRY POND DAM BREACH ANALYSIS | 10,552.62 | 10,423.93 | 10,295.24 | 10,166.55 | 10,037.86 | 9,909.17 | 9,780.48 | 9,651.79 | 9,523.10 |
| 186300 | 001 | 6000 | GRANT APPLICATION - 2008 | - | - | - | - | - | - | - | - | - |
| 186350 | 001 | 6000 | LOUDON RD MAIN BREAK | - | - | - | - | - | - | - | - | - |
| 186360 | 001 | 6000 | FAIRVIEW ROAD MAIN BREAK | - | - | - | - | - | - | - | - | - |
| 186380 | 001 | 6000 | RATE CASE EXPENSE: 2007 | - | - | - | - | - | - | - | - | - |
| 186385 | 001 | 6000 | 2010 DEFERRED RATE CASE EXP | - | - | - | - | - | - | - | - | - |
| 186390 | 001 | 6000 | RATE CASE EXPENSE: 2012 | - | - | - | - | - | - | - | - | - |
| 186395 | 001 | 6000 | RATE CASE EXPENSE: 2020 | 14,822.10 | 18,574.60 | 19,617.10 | 22,490.60 | 25,000.60 | 25,728.10 | 26,418.10 | 26,598.10 | 30,851.10 |
| 186450 | 001 | 6000 | CONCORD HILL ROAD SERVICE REPR | - | - | - | - | - | - | - | - | - |
| 186650 | 001 | 6000 | EMINENT DOMAIN | 3,668.50 | 3,668.50 | 3,668.50 | 3,668.50 | 3,668.50 | 3,668.50 | 3,668.50 | 3,668.50 | 3,668.50 |
| 186675 | 001 | 6000 | WEB SITE UPGRADE 2006 | - | - | - | - | - | - | - | - | - |
| 186680 | 001 | 6000 | WEB-SITE UPGRADE 2011 | - | - | - | - | - | - | - | - | - |
| 186998 | 001 | 6000 | EMINENT DOMAIN ALLOWANCE | (3,668.50) | (3,668.50) | (3,668.50) | (3,668.50) | (3,668.50) | (3,668.50) | (3,668.50) | (3,668.50) | (3,668.50) |
| | | | | 1,178,346.31 | 1,178,626.24 | 1,176,196.17 | 1,175,597.10 | 1,174,634.52 | 1,171,889.43 | 1,169,106.86 | 1,165,816.98 | 1,166,843.03 |
| 188100 | 001 | 6000 | ACQUISITION PREMIUM - MARA | - | - | - | - | - | - | - | - | - |
| 181000 | 001 | 6000 | UNAMORTIZED DEBT EXPENSE | 20,394.86 | 20,332.53 | 20,270.20 | 20,207.87 | 20,145.54 | 20,083.21 | 20,020.88 | 19,958.55 | 19,896.22 |
| | | | Total Other Assets | 1,198,741.17 | 1,198,958.77 | 1,196,466.37 | 1,195,804.97 | 1,194,780.06 | 1,191,972.64 | 1,189,127.74 | 1,185,775.53 | 1,186,739.25 |
| | | | Total Assets | 4,375,217.32 | 4,362,118.61 | 4,310,809.57 | 4,317,698.88 | 4,315,225.83 | 4,313,929.88 | 4,307,980.72 | 4,265,476.09 | 4,238,400.09 |

Equity and Liabilities

Shareholder's Equity

| | | | | | | | | | | | | |
|--------|-----|------|----------------------------|----------------|----------------|----------------|----------------|----------------|----------------|----------------|----------------|----------------|
| 201100 | 001 | 6000 | COMMON STOCK | (100.00) | (100.00) | (100.00) | (100.00) | (100.00) | (100.00) | (100.00) | (100.00) | (100.00) |
| 211000 | 001 | 6000 | ADDITIONAL PAID IN CAPITAL | (1,766,565.84) | (1,641,504.84) | (1,641,504.84) | (1,641,504.84) | (1,641,504.84) | (1,641,504.84) | (1,641,504.84) | (1,641,504.84) | (1,641,504.84) |

| | | | | | | | | | | | | |
|-------------------------------|-----|------|--|-----------------------|-----------------------|-----------------------|-----------------------|-----------------------|-----------------------|-----------------------|-----------------------|-----------------------|
| 215500 | 001 | 6000 | RETAINED EARNINGS BEG - PAC | 112,142.54 | 112,142.54 | 112,142.54 | 112,142.54 | 112,142.54 | 112,142.54 | 112,142.54 | 112,142.54 | 112,142.54 |
| | | | Net Profit or Loss | (8,485.61) | (16,728.14) | (25,440.01) | (31,678.65) | (43,828.99) | (34,514.50) | (44,591.06) | (50,042.23) | (51,901.13) |
| | | | Total Equity | (1,663,008.91) | (1,546,190.44) | (1,554,902.31) | (1,561,140.95) | (1,573,291.29) | (1,563,976.80) | (1,574,053.36) | (1,579,504.53) | (1,581,363.43) |
| 221002 | 001 | 6000 | LTD:SRF CATAMOUNT ROAD | (118,715.69) | (118,486.69) | (118,256.69) | (118,026.69) | (117,805.69) | (117,563.69) | (117,330.69) | (117,096.69) | (116,862.69) |
| 221052 | 001 | 6000 | LTD:FORGIVABLE DEBT - SRF CATAMOUNT ROA | (37,307.26) | (37,188.07) | (37,068.88) | (36,949.69) | (36,830.50) | (36,711.31) | (36,592.12) | (36,472.93) | (36,353.74) |
| 223205 | 001 | 6000 | NOTE PAYABLE - PCP 2018 1.1M LOAN | (1,094,327.92) | (1,092,117.07) | (1,089,900.32) | (1,087,677.67) | (1,085,449.08) | (1,083,214.55) | (1,080,974.06) | (1,078,727.61) | (1,076,475.15) |
| | | | Long Term Debt | (1,250,350.87) | (1,247,791.83) | (1,245,225.89) | (1,242,654.05) | (1,240,085.27) | (1,237,489.55) | (1,234,896.87) | (1,232,297.23) | (1,229,691.58) |
| Current Liabilities | | | | | | | | | | | | |
| 221102 | 001 | 6000 | CURRENT PORTION LTD: CATAMOUNT RD | (2,681.00) | (2,691.00) | (2,701.00) | (2,710.00) | (2,710.00) | (2,730.00) | (2,740.00) | (2,750.00) | (2,759.00) |
| 221152 | 001 | 6000 | CURRENT PORTION LTD:FORGIVABLE DEBT - S | (1,430.28) | (1,430.28) | (1,430.28) | (1,430.28) | (1,430.28) | (1,430.28) | (1,430.28) | (1,430.28) | (1,430.28) |
| | | | Current Portion of Long Term Debt | (4,111.28) | (4,121.28) | (4,131.28) | (4,140.28) | (4,140.28) | (4,160.28) | (4,170.28) | (4,180.28) | (4,189.28) |
| 231000 | 001 | 6000 | ACCOUNTS PAYABLE | (2,551.70) | (6,809.98) | (2,987.61) | (4,232.29) | (2,778.99) | (1,229.45) | (2,108.03) | (3,656.05) | (4,348.00) |
| 184100 | 001 | 6000 | CLEARING ACCOUNT | - | - | - | - | - | - | - | - | - |
| 236115 | 001 | 6000 | LOCAL PROPERTY TAXES PAYABLE | (1,616.33) | (3,232.66) | (4,848.99) | (9,163.00) | (18,326.00) | - | - | (3,232.00) | - |
| 236119 | 001 | 6000 | ACCRUED TAXES | - | - | - | - | - | - | - | - | - |
| 237110 | 001 | 6000 | ACCRUED INTEREST PAYABLE | - | - | - | - | - | - | - | - | - |
| 241300 | 001 | 6000 | MISC CURRENT ACCRUED LIABILITY | (462.49) | (462.49) | (205.16) | (883.17) | (740.55) | (205.16) | (1,651.99) | (719.82) | (1,266.75) |
| 241350 | 001 | 6000 | ACCRUED LIABILITY - RETAINAGE | - | - | - | - | - | - | - | - | - |
| | | | | (4,630.52) | (10,505.13) | (8,041.76) | (14,278.46) | (21,845.54) | (1,434.61) | (3,760.02) | (7,607.87) | (5,614.75) |
| 235250 | 001 | 6000 | HARDSHIP CASES: CREDITS | - | - | - | - | - | - | - | - | - |
| 233400 | 001 | 6000 | INTERCO PAY/REC: PAC/TSC | - | - | - | - | - | - | - | - | - |
| 233500 | 001 | 6000 | INTERCO PAY/REC: PAC/PWS | - | - | - | - | - | - | - | - | - |
| 233800 | 001 | 6000 | AP INTERCO PAY/REC:PEU/PAC | (659.69) | (872.79) | (872.79) | (1,085.89) | (3,408.25) | (6,233.51) | (11,638.36) | (14,838.36) | (15,845.99) |
| 233600 | 001 | 6000 | INTERCO PAY/REC: PAC/PWW | (18,962.73) | (26,127.60) | (35,707.17) | (50,948.45) | (60,738.04) | (97,429.07) | (106,093.60) | (119,293.77) | (133,431.39) |
| 233650 | 001 | 6000 | INTERCO LOAN PWW/PAC: RSF | (12,954.74) | (12,954.74) | (12,954.74) | (12,954.74) | (12,954.74) | (12,954.74) | (12,954.74) | (12,954.74) | (12,954.74) |
| 233700 | 001 | 6000 | INTERCO PAY/REC: PAC/PEU | (0.07) | (0.23) | (0.41) | (0.61) | (1.08) | (2.08) | (3.94) | (6.70) | (9.90) |
| 223202 | 001 | 6000 | INTERCO ADV-PCP PROM NOTE 5/18 | - | - | - | - | - | - | - | - | - |
| 223800 | 001 | 6000 | INTERCO LOAN PAC - INTERGRATED | - | - | - | - | - | - | - | - | - |
| 223215 | 001 | 6000 | ST NOTE PAYABLE - PCP 2018 1.1M LOAN | (26,075.99) | (26,145.53) | (26,215.26) | (26,285.16) | (26,355.26) | (26,425.54) | (26,496.01) | (26,566.66) | (26,637.51) |
| 233300 | 001 | 6000 | INTERCO PAY/REC: PAC/PCP | (151,339.21) | (246,201.11) | (183,465.49) | (166,833.20) | (136,944.36) | (130,277.45) | (102,282.75) | (38,510.54) | (861.57) |
| | | | Total Current Liabilities | (218,734.23) | (326,928.41) | (271,388.90) | (276,526.79) | (266,387.55) | (278,917.28) | (267,399.70) | (223,958.92) | (199,545.13) |
| Other Deferred Credits | | | | | | | | | | | | |
| 282200 | 001 | 6000 | DEFERRED INCOME TAXES | (415,962.96) | (415,962.96) | (415,962.96) | (415,962.96) | (415,962.96) | (415,962.96) | (415,962.96) | (415,962.96) | (415,962.96) |
| 283100 | 001 | 6000 | ACCUM DEFERRED INC TAX - REG LIAB | (201,217.00) | (201,217.00) | (201,217.00) | (201,217.00) | (201,217.00) | (201,217.00) | (201,217.00) | (201,217.00) | (201,217.00) |
| | | | | (617,179.96) | (617,179.96) | (617,179.96) | (617,179.96) | (617,179.96) | (617,179.96) | (617,179.96) | (617,179.96) | (617,179.96) |

| | | | | | | | | | | | | | |
|--------|-----|------|---------------------------------------|-----------------------|-----------------------|-----------------------|-----------------------|-----------------------|-----------------------|-----------------------|-----------------------|-----------------------|-----------------------|
| 271200 | 001 | 6000 | CONTRIBUTIONS IN AID OF CONST | (750,286.50) | (750,286.50) | (750,286.50) | (750,286.50) | (750,286.50) | (750,286.50) | (750,286.50) | (750,286.50) | (750,286.50) | (750,286.50) |
| 271201 | 001 | 6000 | CIAC-WATER FILTRATION GRANT | (398,349.91) | (398,349.91) | (398,349.91) | (398,349.91) | (398,349.91) | (398,349.91) | (398,349.91) | (398,349.91) | (398,349.91) | (398,349.91) |
| | | | | (1,148,636.41) | (1,148,636.41) | (1,148,636.41) | (1,148,636.41) | (1,148,636.41) | (1,148,636.41) | (1,148,636.41) | (1,148,636.41) | (1,148,636.41) | (1,148,636.41) |
| | | | Reserve for Amort of CIAC: All | | | | | | | | | | |
| 272101 | 001 | 6000 | RESERVE FOR AMORT OF CIAC:PAC | 522,693.06 | 524,608.44 | 526,523.90 | 528,439.28 | 530,354.65 | 532,270.12 | 534,185.58 | 536,100.96 | 538,016.42 | |
| | | | | 522,693.06 | 524,608.44 | 526,523.90 | 528,439.28 | 530,354.65 | 532,270.12 | 534,185.58 | 536,100.96 | 538,016.42 | |
| | | | Total Deferred Credits | (1,243,123.31) | (1,241,207.93) | (1,239,292.47) | (1,237,377.09) | (1,235,461.72) | (1,233,546.25) | (1,231,630.79) | (1,229,715.41) | (1,227,799.95) | |
| | | | Total Equity & Liabilities | (4,375,217.32) | (4,362,118.61) | (4,310,809.57) | (4,317,698.88) | (4,315,225.83) | (4,313,929.88) | (4,307,980.72) | (4,265,476.09) | (4,238,400.09) | |
| | | | | - | - | - | - | - | - | - | - | - | |

| | 10 | 11 | 12 |
|--|---------------------|---------------------|---------------------|
| | Oct-21 | Nov-21 | Dec-21 |
| | 44,180.00 | 44,180.00 | 44,180.00 |
| | 16,153.19 | 16,153.19 | 16,153.19 |
| | 60,333.19 | 60,333.19 | 60,333.19 |
| | 71,250.05 | 71,250.05 | 71,250.05 |
| | 1,080.00 | 1,080.00 | 1,080.00 |
| | 935,239.12 | 935,239.12 | 935,239.12 |
| | 137,331.46 | 137,331.46 | 137,331.46 |
| | 38,270.60 | 38,270.60 | 38,270.60 |
| | 309,352.72 | 309,352.72 | 309,352.72 |
| | 1,492,523.95 | 1,492,523.95 | 1,492,523.95 |
| | 55,407.06 | 55,407.06 | 55,407.06 |
| | 1,651.09 | 1,651.09 | 1,651.09 |
| | 13,870.94 | 13,870.94 | 13,870.94 |
| | - | - | - |
| | 17,042.89 | 17,042.89 | 17,042.89 |
| | 41,963.48 | 41,963.48 | 41,963.48 |
| | 129,935.46 | 129,935.46 | 129,935.46 |
| | 5,000.00 | 5,000.00 | 5,000.00 |
| | 2,003.77 | 2,003.77 | 2,003.77 |
| | 124,788.30 | 124,788.30 | 124,788.30 |
| | 2,833.21 | 2,833.21 | 2,833.21 |
| | 642,373.35 | 642,373.35 | 642,373.35 |
| | 316,734.00 | 316,734.00 | 316,734.00 |
| | 216.00 | 216.00 | 216.00 |
| | 9,998.74 | 9,998.74 | 9,998.74 |
| | 69,021.53 | 69,021.53 | 69,021.53 |
| | 284.49 | 284.49 | 284.49 |
| | - | - | - |
| | 1,018,899.48 | 1,018,899.48 | 1,018,899.48 |
| | 176,678.50 | 176,678.50 | 176,678.50 |
| | 3,700.02 | 3,700.02 | 3,700.02 |
| | 117,207.78 | 117,207.78 | 117,207.78 |
| | 67,128.44 | 67,128.44 | 67,128.44 |
| | 84,566.55 | 84,566.55 | 84,078.55 |
| | 63,787.17 | 63,787.17 | 56,441.54 |
| | 90,328.27 | 90,328.27 | 90,328.27 |
| | 184.00 | 184.00 | 184.00 |
| | 14,550.00 | 14,550.00 | 14,550.00 |
| | 1,495.00 | 1,495.00 | 1,495.00 |
| | 2,811,778.60 | 2,811,778.60 | 2,803,944.97 |

| | | |
|---------------------|---------------------|---------------------|
| 9,687.95 | 9,687.95 | 9,687.95 |
| 31,159.42 | 31,159.42 | 31,159.42 |
| 30,662.09 | 30,662.09 | 30,662.09 |
| 24,555.64 | 24,555.64 | 24,555.64 |
| 19,744.54 | 19,744.54 | 19,744.54 |
| 115,809.64 | 115,809.64 | 115,809.64 |
| 75,550.65 | 75,550.65 | 75,550.65 |
| 75,550.65 | 75,550.65 | 75,550.65 |
| 4,685,931.49 | 4,685,931.49 | 4,678,097.86 |
| (2,181,460.20) | (2,189,699.75) | (2,197,244.98) |
| 244,326.41 | 244,326.41 | 244,326.41 |
| 197,206.56 | 197,206.56 | 197,503.87 |
| 1,739,927.23 | 1,748,166.78 | 1,755,414.70 |
| 2,946,004.26 | 2,937,764.71 | 2,922,683.16 |
| - | - | - |
| 2,946,004.26 | 2,937,764.71 | 2,922,683.16 |
| - | - | - |
| - | - | - |
| - | - | 517.71 |
| - | - | 236.12 |
| - | - | (16,575.82) |
| - | - | 30,595.85 |
| - | - | 1,145.16 |
| 43,768.36 | 21,043.77 | 24,434.10 |
| - | - | - |
| (500.00) | (500.00) | (775.98) |
| 76,024.00 | 84,863.00 | 84,664.00 |
| - | - | - |
| - | - | - |
| - | - | - |
| - | - | - |
| - | - | - |
| - | - | - |

| | | |
|---------------------|---------------------|---------------------|
| 2,051.34 | 1,067.32 | 83.34 |
| - | - | - |
| 450.00 | 654.33 | 1,650.00 |
| - | 35,492.00 | 26,619.00 |
| 2,501.34 | 37,213.65 | 28,352.34 |
| - | - | 6,977.97 |
| 33,800.82 | 20,603.12 | 35,754.62 |
| 33,800.82 | 20,603.12 | 42,732.59 |
| 155,594.52 | 163,223.54 | 195,326.07 |
| 1,120,695.43 | 1,117,663.57 | 1,114,631.72 |
| - | - | - |
| - | - | - |
| - | - | - |
| - | - | - |
| 2.98 | 0.11 | - |
| 2,681.00 | 2,626.29 | 2,571.58 |
| 9,394.41 | 9,265.72 | 9,137.03 |
| - | - | - |
| - | - | - |
| - | - | - |
| - | - | - |
| - | - | - |
| 31,898.60 | 31,898.60 | 34,198.60 |
| - | - | - |
| 3,668.50 | 3,668.50 | 3,668.50 |
| - | - | - |
| - | - | - |
| (3,668.50) | (3,668.50) | (3,668.50) |
| 1,164,672.42 | 1,161,454.29 | 1,160,538.93 |
| - | - | - |
| 19,833.89 | 19,771.56 | 19,709.23 |
| 1,184,506.31 | 1,181,225.85 | 1,180,248.16 |
| 4,286,105.09 | 4,282,214.10 | 4,298,257.39 |
| (100.00) | (100.00) | (100.00) |
| (1,641,504.84) | (1,641,504.84) | (1,641,504.84) |

| | | |
|-----------------------|-----------------------|-----------------------|
| 112,142.54 | 112,142.54 | 112,142.54 |
| (3,918.72) | (13,380.50) | (12,915.46) |
| (1,533,381.02) | (1,542,842.80) | (1,542,377.76) |
| (116,627.69) | (116,391.69) | (116,154.69) |
| (36,234.55) | (36,115.36) | (35,996.17) |
| (1,074,216.70) | (1,071,952.22) | (1,069,681.71) |
| (1,227,078.94) | (1,224,459.27) | (1,221,832.57) |

| | | |
|-------------------|-------------------|-------------------|
| (2,769.00) | (2,779.00) | (2,789.00) |
| (1,430.28) | (1,430.28) | (1,430.28) |
| (4,199.28) | (4,209.28) | (4,219.28) |

| | | |
|--------------------|-------------------|-------------------|
| (1,420.16) | (3,163.40) | (3,976.85) |
| - | - | - |
| (11,060.67) | (3,232.00) | - |
| - | - | - |
| - | - | - |
| (1,376.00) | (869.12) | (1,079.05) |
| - | - | - |
| (13,856.83) | (7,264.52) | (5,055.90) |

| | | |
|--------------|--------------|--------------|
| - | - | - |
| - | - | - |
| - | - | - |
| (20,089.59) | (20,404.99) | (22,238.22) |
| (221,937.93) | (219,311.67) | (234,475.53) |
| (12,954.74) | (12,954.74) | (12,954.74) |
| (13.65) | (17.87) | - |
| - | - | - |
| - | - | - |
| (26,708.54) | (26,779.76) | (26,851.16) |

| | | |
|---------------------|---------------------|---------------------|
| - | - | - |
| (299,760.56) | (290,942.83) | (305,794.83) |

| | | |
|---------------------|---------------------|---------------------|
| (415,962.96) | (415,962.96) | (422,161.46) |
| (201,217.00) | (201,217.00) | (201,217.00) |
| (617,179.96) | (617,179.96) | (623,378.46) |

| | | |
|-----------------------|-----------------------|-----------------------|
| (750,286.50) | (750,286.50) | (750,286.50) |
| (398,349.91) | (398,349.91) | (398,349.91) |
| (1,148,636.41) | (1,148,636.41) | (1,148,636.41) |
| 539,931.80 | 541,847.17 | 543,762.64 |
| 539,931.80 | 541,847.17 | 543,762.64 |
| (1,225,884.57) | (1,223,969.20) | (1,228,252.23) |
| (4,286,105.09) | (4,282,214.10) | (4,298,257.39) |
| - | - | - |

| | | | | 1 | 2 | 3 | 4 | 5 | 6 | 7 | 8 | 9 |
|---|-----|------|--------------------------------|------------------|------------------|------------------|------------------|------------------|------------------|------------------|------------------|------------------|
| | | | | Jan-21 | Feb-21 | Mar-21 | Apr-21 | May-21 | Jun-21 | Jul-21 | Aug-21 | Sep-21 |
| Water Sales | | | | | | | | | | | | |
| 461000 | 001 | 6100 | WATER SALES: BILLED REVENUE | (51,701.88) | (45,515.04) | (46,206.20) | (51,570.23) | (46,361.17) | (47,531.22) | (58,028.73) | (48,945.77) | (46,518.58) |
| 461001 | 001 | 6100 | WATER SALES BILLED RECOUPMENT | - | - | - | - | - | - | - | - | - |
| 461100 | 001 | 6100 | WATER SALES: UNBILLED REVENUE | (255.00) | (997.00) | 3,462.00 | 567.00 | (8,074.00) | 999.00 | 2,135.00 | (3,511.00) | 3,486.00 |
| 461200 | 001 | 6100 | WATER SALES-UNBILLED RECOUPMNT | - | - | - | - | - | - | - | - | - |
| 462000 | 001 | 6100 | FIRE PROTECTION REVENUE | (17,072.56) | (17,072.56) | (17,072.56) | (17,072.56) | (17,072.56) | (17,072.56) | (17,072.56) | (17,072.56) | (17,072.56) |
| 460200 | 001 | 6100 | CBFRR REVENUES | (12,213.25) | (12,213.25) | (12,213.25) | (12,213.25) | (12,213.25) | (12,213.25) | (12,213.25) | (12,213.25) | (12,213.25) |
| 460998 | 001 | 6100 | CBFRR REVENUES - CONTRA | 12,213.25 | 12,213.25 | 12,213.25 | 12,213.25 | 12,213.25 | 12,213.25 | 12,213.25 | 12,213.25 | 12,213.25 |
| | | | | 69,029.44 | 63,584.60 | 59,816.76 | 68,075.79 | 71,507.73 | 63,604.78 | 72,966.29 | 69,529.33 | 60,105.14 |
| Other Operating Revenue | | | | | | | | | | | | |
| 471300 | 001 | 6100 | MISC OPERATING REVENUE | (115.00) | (196.00) | (186.00) | (20.00) | (167.00) | (15.00) | (106.00) | (511.00) | (222.00) |
| | | | | 115.00 | 196.00 | 186.00 | 20.00 | 167.00 | 15.00 | 106.00 | 511.00 | 222.00 |
| Total Revenues | | | | 69,144.44 | 63,780.60 | 60,002.76 | 68,095.79 | 71,674.73 | 63,619.78 | 73,072.29 | 70,040.33 | 60,327.14 |
| Production Expenses | | | | | | | | | | | | |
| 601100 | 001 | 6105 | OTHER PROD LABOR:TREAT PLANT | - | - | - | - | - | - | - | - | - |
| 603500 | 001 | 6105 | OTHER PROD MAT&EXP: SRC/SUPPLY | - | - | - | - | - | - | - | - | - |
| 610200 | 001 | 6105 | SUPERINTENDENCE: WTP-PAC | - | - | - | - | - | - | - | - | - |
| 610201 | 001 | 6105 | BENEFITS: WTP-PAC | - | - | - | - | - | - | - | - | - |
| 623100 | 001 | 6105 | POWER PURCHASED: TRT PLT ELEC | 598.38 | 567.15 | 607.11 | 557.47 | 450.40 | 331.05 | 292.83 | 327.81 | 311.80 |
| 624100 | 001 | 6105 | OPER LABOR: TREATMENT PLANT | 9,385.65 | 6,057.95 | 5,968.72 | 6,712.87 | 6,306.37 | 6,947.54 | 6,696.23 | 7,165.65 | 6,894.39 |
| 626100 | 001 | 6105 | OPER EXP T PLANT: MAT & EXP | 286.53 | 121.96 | 203.77 | 265.97 | 548.72 | 99.00 | 114.88 | 99.00 | 925.98 |
| 626110 | 001 | 6105 | OPER EXP T PLANT: GAS/OIL | - | 1,111.70 | - | 2,151.10 | - | - | - | - | - |
| 626120 | 001 | 6105 | OPER EXP T PLANT: PHONE | 123.09 | 123.42 | 123.42 | 123.98 | 124.10 | 124.10 | 126.84 | 126.72 | 126.72 |
| 631100 | 001 | 6105 | MAINT STRUCT: TREATMENT PLANT | 146.97 | 647.76 | 80.00 | 307.98 | 505.00 | 80.00 | 107.94 | 234.58 | 361.01 |
| 631500 | 001 | 6105 | MAINT STRUCT: SOURCE OF SUPPLY | - | 568.65 | 70.12 | 74.99 | 2,593.72 | 1,849.99 | 5,687.15 | 5,362.14 | 1,603.05 |
| 633100 | 001 | 6105 | MAINT PUMP EQU: HIGH LIFT ELC | - | - | - | - | - | - | - | - | - |
| 633199 | 001 | 6105 | BOOSTER STATION GENERAL MAINT | - | - | - | - | - | - | - | - | - |
| 641110 | 001 | 6105 | CHLORINE: TREATMENT PLANT | - | 213.10 | - | 213.10 | 315.40 | 218.60 | 206.10 | - | 218.60 |
| 641120 | 001 | 6105 | ALUM. SULFATE/FERRIC CHLORIDE | - | 882.00 | - | - | - | - | 932.00 | - | - |
| 641140 | 001 | 6105 | POLYMERS | - | - | - | - | - | - | - | - | - |
| 641160 | 001 | 6105 | CORROSION INHIBITOR | - | - | - | - | - | - | 591.26 | - | - |
| 641213 | 001 | 6105 | SODA ASH | - | - | 961.25 | - | - | - | 936.25 | - | - |
| 642200 | 001 | 6105 | LABORATORY EXPENSE | - | - | - | - | - | - | - | - | - |
| 642205 | 001 | 6105 | LAB EXPENSE: OUTSIDE TESTING | 661.00 | 207.00 | 290.00 | 367.00 | 143.00 | 320.00 | 788.00 | 1,288.00 | 239.00 |
| 652200 | 001 | 6105 | MAINT PROC EQU: TRT PLANT | 2,022.19 | - | - | - | 560.11 | 869.98 | - | 1,706.25 | 789.03 |
| 652220 | 001 | 6105 | MAINT PROC EQUIP: SCADA & OTHR | 288.65 | 528.36 | 616.66 | 495.44 | 496.10 | 496.10 | 491.90 | 494.50 | 493.39 |
| | | | | 13,512.46 | 11,029.05 | 8,921.05 | 11,269.90 | 12,042.92 | 11,336.36 | 16,971.38 | 16,804.65 | 11,962.97 |
| Transmission & Distribution Expenses | | | | | | | | | | | | |

| | | | | | | | | | | | | | |
|--------|-----|------|--------------------------------|---------------|-----------------|-----------------|-----------------|-----------------|------------------|-----------------|-----------------|---------------|---|
| 660000 | 001 | 6106 | SUPERINTENDENCE: OPS-PAC | - | - | - | - | - | - | - | - | - | - |
| 660001 | 001 | 6106 | BENEFITS: OPS-PAC | - | - | - | - | - | - | - | - | - | - |
| 662003 | 001 | 6106 | MISC GEN EXPENSE/OPERATIONS | - | - | - | - | - | - | - | - | - | - |
| 662004 | 001 | 6106 | MISC T&D MATERIALS & SUPPLIES | - | - | - | - | - | - | - | - | - | - |
| 662100 | 001 | 6106 | DUTY PAY | - | - | - | - | - | - | - | - | - | - |
| 663100 | 001 | 6106 | METER OPERATING LABOR & EXP | 86.22 | 85.76 | 143.35 | 643.00 | 193.31 | 203.57 | 70.12 | 356.02 | - | - |
| 663101 | 001 | 6106 | MOLE: METER REMOVAL | 243.44 | - | - | 210.37 | 140.25 | - | 70.12 | - | - | - |
| 664200 | 001 | 6106 | OTHER EXPENSE ON CUST PREMISIS | - | - | - | - | - | - | - | 434.16 | - | - |
| 665100 | 001 | 6106 | SMALL TOOLS EXPENSE | - | - | - | - | 211.35 | - | - | - | - | - |
| 665250 | 001 | 6106 | TRANS/EXP: MISCELLANEOUS | - | - | - | - | - | - | - | - | - | - |
| 665400 | 001 | 6106 | GASOLINE | - | - | - | - | - | - | - | - | - | - |
| 673001 | 001 | 6106 | MAINT MAINS: REPAIRS | 252.89 | - | - | - | - | 507.96 | - | - | - | - |
| 673002 | 001 | 6106 | MAINT MAINS: GATE PROGRAM | - | - | 105.19 | 701.23 | - | 8,930.48 | 37.50 | - | - | - |
| 673003 | 001 | 6106 | MAINT MAINS: FLUSHING LN | - | - | - | 1,095.97 | 911.60 | - | - | - | - | - |
| 673004 | 001 | 6106 | MAINT GATES: INSPECTION: PAC | - | - | 280.49 | 1,170.98 | 210.37 | - | - | 315.56 | - | - |
| 675000 | 001 | 6106 | MAINTENANCE: SERVICES | - | - | 7.98 | - | 70.12 | 1,644.85 | - | - | - | - |
| 676000 | 001 | 6106 | MAINTENANCE: METERS | 121.72 | 187.91 | - | - | - | 2,351.55 | 936.61 | 197.37 | - | - |
| 677001 | 001 | 6106 | MAINTENANCE: HYDRANTS-REPAIRS | - | 801.09 | - | - | 140.25 | 490.86 | - | 631.11 | - | - |
| 677002 | 001 | 6106 | MAINTENANCE: HYDRANTS-PAINTING | - | - | - | - | - | 175.31 | - | - | - | - |
| 677003 | 001 | 6106 | MAINTENANCE: HYDRANTS-INSPECTN | - | - | - | - | 455.81 | 747.05 | - | - | - | - |
| 678000 | 001 | 6106 | MONITOR CONTRACTORS MARKING | - | - | 550.55 | 463.75 | 492.97 | 285.37 | 70.12 | 593.07 | 710.98 | - |
| | | | | 704.27 | 1,074.76 | 1,087.56 | 4,285.30 | 2,826.03 | 15,337.00 | 1,184.47 | 2,527.29 | 710.98 | |

Customer Accounts & Collection Expenses

| | | | | | | | | | | | | | |
|--------|-----|------|----------------------------|-----------------|-----------------|---------------|-----------------|-----------------|-----------------|-----------------|---------------|-----------------|---|
| 902000 | 001 | 6108 | CUSTOMER ORDS: COLLECTIONS | - | - | - | - | - | - | - | - | - | - |
| 903000 | 001 | 6108 | CUSTOMER ORDS: COLLECTIONS | - | - | - | - | - | 16.07 | 409.36 | 105.19 | 1,167.36 | - |
| 902001 | 001 | 6108 | METER READING | 310.43 | 142.16 | 140.25 | 140.25 | 140.25 | 149.99 | 149.99 | 189.79 | 140.25 | - |
| 902098 | 001 | 6108 | METER READING: TRANSFERS | 99.54 | 201.45 | 63.63 | 52.60 | - | 281.81 | 105.20 | 238.96 | 133.77 | - |
| 902099 | 001 | 6108 | METER READING: EXCEPTIONS | 94.04 | 132.72 | - | - | 187.49 | 70.12 | 180.18 | - | - | - |
| 902100 | 001 | 6108 | BILLING & ACCOUNTING | - | - | - | - | - | - | - | - | - | - |
| 903100 | 001 | 6108 | BILLING & ACCOUNTING | 533.22 | 588.38 | 219.41 | 1,016.00 | 242.59 | 684.43 | 995.69 | 238.16 | 1,108.40 | - |
| 930200 | 001 | 6108 | PUBLIC RELATIONS | - | - | 17.98 | 298.38 | - | - | - | - | 68.25 | - |
| 904000 | 001 | 6108 | UNCOLLECTABLE ACCOUNTS | - | - | 55.04 | - | 555.68 | - | - | - | 1,838.69 | - |
| | | | | 1,037.23 | 1,064.71 | 496.31 | 1,507.23 | 1,126.01 | 1,202.42 | 1,840.42 | 772.10 | 4,456.72 | |

Administrative and General Expense

| | | | | | | | | | | | | | |
|--------|-----|------|--------------------------------|--------|--------|------------|----------|--------|--------|--------|--------|--------|--------|
| 921000 | 001 | 6109 | OFFICE SUPPLIES & EXPENSE | 9.52 | - | 6.63 | 16.65 | 7.65 | 13.28 | 6.63 | 5.10 | 11.66 | - |
| 921160 | 001 | 6109 | OFFICE SUPPLIES & EXP: PHONE | 37.83 | 47.44 | 47.44 | 47.46 | 47.46 | 47.46 | 47.44 | 47.67 | 47.38 | - |
| 923000 | 001 | 6109 | OUTSIDE SERVICES | - | - | - | - | - | - | - | - | - | - |
| 924000 | 001 | 6109 | INSURANCE EXPENSE | 850.25 | 880.29 | (1,126.11) | 1,371.67 | 984.02 | 984.02 | 984.02 | 984.02 | 984.02 | 984.02 |
| 928000 | 001 | 6109 | REGULATORY COMMISSION EXPENSE | 257.33 | 514.66 | 0.01 | 257.33 | 257.34 | 257.33 | 257.33 | 257.33 | 257.33 | 257.33 |
| 930100 | 001 | 6109 | MEETING CONVENTION/MEMBSP FEES | - | - | - | - | - | - | - | - | - | - |
| 930102 | 001 | 6109 | LICENSING FEES | 150.00 | 150.00 | 150.00 | 150.00 | 150.00 | 150.00 | 150.00 | 150.00 | 150.00 | 150.00 |
| 930200 | 001 | 6109 | PUBLIC RELATIONS | - | - | 27.72 | 208.80 | - | - | - | - | - | - |
| 930300 | 001 | 6109 | MEALS | - | - | - | - | - | - | - | - | - | - |
| 930400 | 001 | 6109 | MISCELLANEOUS GENERAL EXPENSE | - | - | 116.67 | - | - | - | - | - | - | - |

| | | | | | | | | | | | | | | |
|--------|-----|------|---|------------------|------------------|------------------|------------------|------------------|-------------------|------------------|------------------|------------------|---|---|
| 930410 | 001 | 6109 | CHARITABLE CONTRIBUTIONS | - | - | - | - | - | - | - | - | - | - | - |
| 950200 | 001 | 6109 | MAINT: OFFICE FURNT & EQUIP | - | - | - | - | - | - | - | - | - | - | - |
| 950400 | 001 | 6109 | MAINT: MISC GENERAL EQUIP | - | - | - | - | - | - | - | - | - | - | - |
| 950500 | 001 | 6109 | MAINT COMPUTER EQUIP: PAC | - | - | - | - | - | - | - | - | - | - | - |
| | | | | 1,304.93 | 1,592.39 | (777.64) | 2,051.91 | 1,446.47 | 1,452.09 | 1,445.42 | 1,444.12 | 1,450.39 | | |
| | | | <u>Inter Div Management Fee</u> | | | | | | | | | | | |
| 930500 | 001 | 6100 | MAINT COMPUTER EQUIP: PAC | 390.00 | 382.00 | 481.00 | 512.00 | 358.00 | 337.00 | 366.00 | 331.00 | 104.00 | | |
| 930510 | 001 | 6100 | MAINT COMPUTER EQUIP: PAC | 17,307.00 | 13,961.00 | 14,477.00 | 16,558.00 | 13,865.00 | 17,663.00 | 13,868.00 | 13,890.00 | 14,169.00 | | |
| 930520 | 001 | 6100 | MAINT COMPUTER EQUIP: PAC | - | - | - | - | - | - | - | - | - | | |
| | | | | 17,697.00 | 14,343.00 | 14,958.00 | 17,070.00 | 14,223.00 | 18,000.00 | 14,234.00 | 14,221.00 | 14,273.00 | | |
| | | | Total Operating Expenses | 34,255.89 | 29,103.91 | 24,685.28 | 36,184.34 | 31,664.43 | 47,327.87 | 35,675.69 | 35,769.16 | 32,854.06 | | |
| | | | <u>Depreciation Expense</u> | | | | | | | | | | | |
| 403000 | 001 | 6100 | DEPRECIATION EXPENSE: PAC | 8,284.68 | 8,285.13 | 8,283.50 | 8,281.38 | 8,281.29 | 8,311.26 | 8,239.08 | 8,240.16 | 8,241.11 | | |
| | | | | 8,284.68 | 8,285.13 | 8,283.50 | 8,281.38 | 8,281.29 | 8,311.26 | 8,239.08 | 8,240.16 | 8,241.11 | | |
| | | | <u>Amortization Expense: CIAC</u> | | | | | | | | | | | |
| 405300 | 001 | 6100 | AMORTIZATION EXPENSE: CIAC | (1,915.46) | (1,915.38) | (1,915.46) | (1,915.38) | (1,915.37) | (1,915.47) | (1,915.46) | (1,915.38) | (1,915.46) | | |
| | | | <u>Amortization Expense</u> | | | | | | | | | | | |
| 407320 | 001 | 6100 | AMORT EXP - DEFERRED CHARGES | 440.71 | 440.71 | 440.72 | 440.72 | 440.73 | 440.73 | 440.72 | 438.02 | 195.10 | | |
| 407100 | 001 | 6100 | AMORT: ACQUISITION PREMIUM | 2,947.97 | 3,031.86 | 3,031.85 | 3,031.85 | 3,031.85 | 3,031.86 | 3,031.85 | 3,031.86 | 3,031.85 | | |
| | | | | 3,388.68 | 3,472.57 | 3,472.57 | 3,472.57 | 3,472.58 | 3,472.59 | 3,472.57 | 3,469.88 | 3,226.95 | | |
| | | | <u>Taxes Other than Income Tax</u> | | | | | | | | | | | |
| 408110 | 001 | 6100 | LOCAL PROPERTY TAXES | 9,163.33 | 9,163.33 | 9,163.33 | 9,163.01 | 9,163.00 | 14,856.00 | 9,444.67 | 12,676.67 | 11,060.66 | | |
| 408130 | 001 | 6100 | OTHER TAXES | - | - | - | - | - | - | - | - | - | | |
| | | | | 9,163.33 | 9,163.33 | 9,163.33 | 9,163.01 | 9,163.00 | 14,856.00 | 9,444.67 | 12,676.67 | 11,060.66 | | |
| 414000 | 001 | 6100 | GAIN FROM FORGIVENESS SRF DEBT | (119.19) | (119.19) | (119.19) | (119.19) | (119.19) | (119.19) | (119.19) | (119.19) | (119.19) | | |
| | | | <u>Income Tax</u> | | | | | | | | | | | |
| 409102 | 001 | 6100 | PROV/FED INC TAX/CURRENT | 3,039.30 | 2,996.99 | 3,121.75 | 2,464.31 | 4,035.78 | (1,670.07) | 3,484.51 | 2,254.98 | 1,300.08 | | |
| 409113 | 001 | 6100 | PROVS FOR NH BUS PRFTS TAX CUR | 1,207.38 | 1,190.57 | 1,240.13 | 978.96 | 1,603.23 | (663.44) | 1,384.24 | 895.81 | 516.46 | | |
| 410102 | 001 | 6100 | PROV FEDL INCOME TAX DEFERRED | - | - | - | - | - | - | - | - | - | | |
| 410113 | 001 | 6100 | PROV NH INCOME TAX DEFERRED | - | - | - | - | - | - | - | - | - | | |
| | | | | 4,246.68 | 4,187.56 | 4,361.88 | 3,443.27 | 5,639.01 | (2,333.51) | 4,868.75 | 3,150.79 | 1,816.54 | | |
| | | | Total Operating Deducts | 57,304.61 | 52,177.93 | 47,931.91 | 58,510.00 | 56,185.75 | 69,599.55 | 59,666.11 | 61,272.09 | 55,164.67 | | |
| | | | Net Operating Income | 11,839.83 | 11,602.67 | 12,070.85 | 9,585.79 | 15,488.98 | (5,979.77) | 13,406.18 | 8,768.24 | 5,162.47 | | |
| 421000 | 001 | 6100 | MISC NON-OPERATING INCOME(EXP) | - | - | - | - | - | - | - | - | - | | |

| | | | | | | | | | | | | | |
|--------|-----|------|------------------------------------|-----------------|------------------|------------------|------------------|------------------|-------------------|------------------|------------------|------------------|---|
| 426000 | 001 | 6100 | MISC NONUTILITY EXPENSES | - | - | - | - | - | - | - | - | - | - |
| | | | Other Income | - | - | - | - | - | - | - | - | - | - |
| 420000 | 001 | 6100 | AFDUC-INT(DEBT) COMPONENT-PAC | - | - | - | - | - | - | - | - | - | - |
| 420100 | 001 | 6100 | AFUDC - EQUITY COMPONENT - PAC | - | - | - | - | - | - | - | - | - | - |
| 427115 | 001 | 6100 | INTERCOMPANY INTEREST | 3,029.79 | 3,036.26 | 3,035.65 | 3,024.37 | 3,016.42 | 3,013.06 | 3,008.51 | 2,996.52 | 2,983.58 | |
| 427300 | 001 | 6100 | INTEREST EXP: BONDS & NOTES | 262.10 | 261.55 | 261.00 | 260.45 | 259.89 | 259.33 | 258.78 | 258.22 | 257.66 | |
| 428000 | 001 | 6100 | AMORTIZATION OF DEBT EXPENSE | 62.33 | 62.33 | 62.33 | 62.33 | 62.33 | 62.33 | 62.33 | 62.33 | 62.33 | |
| 419000 | 001 | 6100 | INTEREST INCOME | - | - | - | - | - | - | - | - | - | |
| | | | Total Interest | 3,354.22 | 3,360.14 | 3,358.98 | 3,347.15 | 3,338.64 | 3,334.72 | 3,329.62 | 3,317.07 | 3,303.57 | |
| | | | Net Income Before Dividends | 8,485.61 | 8,242.53 | 8,711.87 | 6,238.64 | 12,150.34 | (9,314.49) | 10,076.56 | 5,451.17 | 1,858.90 | |
| 438000 | 001 | 6100 | DIVIDENDS: COMMON STOCK | - | - | - | - | - | - | - | - | - | |
| | | | Net Income (Or Loss) - YTD | 8,485.61 | 16,728.14 | 25,440.01 | 31,678.65 | 43,828.99 | 34,514.50 | 44,591.06 | 50,042.23 | 51,901.13 | |
| | | | Net Income (Or Loss) - MTD | 8,485.61 | 8,242.53 | 8,711.87 | 6,238.64 | 12,150.34 | (9,314.49) | 10,076.56 | 5,451.17 | 1,858.90 | |

12 UPDATE MONTHLY

| 10 Oct-21 | 11 Nov-21 | 12 Dec-21 | Total |
|------------------|------------------|------------------|-------------------|
| (53,688.85) | (46,149.08) | (48,792.51) | (591,009) |
| - | - | - | - |
| 1,107.00 | (8,839.00) | 199.00 | (9,721) |
| - | - | - | - |
| (17,072.56) | (17,072.56) | (18,139.24) | (205,937) |
| (12,213.25) | (12,213.25) | (12,295.00) | (146,641) |
| 12,213.25 | 12,213.25 | 12,295.00 | 146,641 |
| 69,654.41 | 72,060.64 | 66,732.75 | 806,667.66 |
| - | - | - | - |
| (756.00) | (417.00) | (478.00) | (3,189) |
| 756.00 | 417.00 | 478.00 | 3,189.00 |
| - | - | - | - |
| 70,410.41 | 72,477.64 | 67,210.75 | 809,856.66 |
| - | - | - | - |
| - | - | - | - |
| - | - | - | - |
| - | - | - | - |
| 361.67 | 378.36 | 494.60 | 5,279 |
| 5,111.38 | 4,677.24 | 7,152.95 | 79,077 |
| 2.99 | 817.19 | 255.63 | 3,742 |
| 596.16 | - | 1,565.05 | 5,424 |
| 125.77 | 125.57 | 125.57 | 1,499 |
| 319.50 | 462.53 | 314.95 | 3,568 |
| 4,025.00 | 1,494.60 | 2,492.86 | 25,822 |
| - | - | - | - |
| - | - | - | - |
| 218.60 | 315.40 | - | 1,919 |
| - | 882.00 | - | 2,696 |
| - | - | - | - |
| 147.65 | 73.83 | 74.12 | 887 |
| - | - | 961.25 | 2,859 |
| - | - | - | - |
| 522.00 | 235.00 | 229.00 | 5,289 |
| 5.37 | 1,027.28 | 1,759.01 | 8,739 |
| 488.17 | 485.59 | 358.50 | 5,733 |
| 11,924.26 | 10,974.59 | 15,783.49 | 152,533.08 |
| - | - | - | - |

| | | | |
|------------------|-----------------|-----------------|-------------------|
| - | - | - | - |
| - | - | - | - |
| - | - | - | - |
| - | - | - | - |
| - | - | - | - |
| 244.01 | 1,007.90 | 198.00 | 3,231 |
| 70.12 | 657.57 | 63.63 | 1,456 |
| - | - | - | 434 |
| - | - | - | 211 |
| - | - | - | - |
| - | - | - | - |
| 59,614.24 | - | - | 60,375 |
| - | - | - | 9,774 |
| - | - | - | 2,008 |
| - | - | - | 1,977 |
| 3,628.47 | 1,727.20 | 7,563.27 | 14,642 |
| 70.12 | 280.49 | - | 4,146 |
| - | - | 1,028.59 | 3,092 |
| - | - | - | 175 |
| 70.12 | 350.62 | 324.62 | 1,948 |
| 400.31 | 300.94 | 179.25 | 4,047 |
| 64,097.39 | 4,324.72 | 9,357.36 | 107,517.13 |
| - | - | - | - |
| - | - | - | - |
| - | - | - | - |
| 140.25 | 267.49 | - | 2,106 |
| 74.99 | 127.25 | 145.08 | 1,851 |
| 346.57 | 63.63 | 37.50 | 1,625 |
| - | - | - | 665 |
| - | - | - | - |
| 623.40 | 583.29 | 738.69 | 7,572 |
| - | - | - | 385 |
| - | 8.16 | - | 2,458 |
| 1,185.21 | 1,049.82 | 921.27 | 16,659.45 |
| - | - | - | - |
| 7.42 | 3.71 | 273.21 | 361 |
| 47.32 | 47.39 | 47.32 | 560 |
| - | - | - | - |
| 984.06 | 984.02 | 983.98 | 9,848 |
| 257.33 | 256.35 | 354.33 | 3,184 |
| - | - | - | - |
| 150.00 | 150.00 | 150.00 | 1,800 |
| - | - | - | 237 |
| - | - | - | - |
| - | - | - | 117 |

| | | | |
|--------------------|------------------|------------------|-------------------|
| - | - | - | - |
| - | - | - | - |
| - | - | - | - |
| - | - | - | - |
| 1,446.13 | 1,441.47 | 1,808.84 | 16,106.52 |
| | | | - |
| 385.00 | 403.00 | 241.00 | 4,290 |
| 32,264.00 | 17,540.00 | 12,646.00 | 198,208 |
| - | - | - | - |
| 32,649.00 | 17,943.00 | 12,887.00 | 202,498.00 |
| 111,301.99 | 35,733.60 | 40,757.96 | 495,314.18 |
| | | | - |
| | | | - |
| 8,239.44 | 8,239.55 | 8,205.55 | 99,132 |
| 8,239.44 | 8,239.55 | 8,205.55 | 99,132.13 |
| | | | - |
| | | | - |
| (1,915.38) | (1,915.37) | (1,915.47) | (22,985) |
| | | | - |
| | | | - |
| 186.26 | 186.27 | 183.51 | 4,274 |
| 3,031.85 | 3,031.86 | 3,031.85 | 36,298 |
| 3,218.11 | 3,218.13 | 3,215.36 | 40,572.56 |
| | | | - |
| | | | - |
| 11,060.67 | 9,917.33 | 10,489.00 | 125,321 |
| - | - | 1,461.00 | 1,461 |
| 11,060.67 | 9,917.33 | 11,950.00 | 126,782.00 |
| | | | - |
| (119.19) | (119.19) | (119.19) | (1,430) |
| | | | - |
| (11,948.89) | 3,321.10 | (1,541.84) | 10,858 |
| (4,746.76) | 1,319.32 | (1,795.89) | 3,130 |
| - | - | 3,623.00 | 3,623 |
| - | - | 2,000.00 | 2,000 |
| (16,695.65) | 4,640.42 | 2,285.27 | 19,611.01 |
| | | | - |
| 115,089.99 | 59,714.47 | 64,379.48 | 756,996.56 |
| | | | - |
| (44,679.58) | 12,763.17 | 2,831.27 | 52,860.10 |
| | | | - |
| | | | - |
| - | - | - | - |

| | | | |
|--------------------|------------------|------------------|------------------|
| - | - | - | - |
| - | - | - | - |
| - | - | - | - |
| - | - | - | - |
| - | - | - | - |
| 2,983.40 | 2,982.53 | 2,978.01 | 36,088 |
| 257.10 | 256.53 | 255.97 | 3,109 |
| 62.33 | 62.33 | 62.33 | 748 |
| - | - | - | - |
| 3,302.83 | 3,301.39 | 3,296.31 | 39,944.64 |
| - | - | - | - |
| (47,982.41) | 9,461.78 | (465.04) | 12,915.46 |
| - | - | - | - |
| - | - | - | - |
| - | - | - | - |
| 3,918.72 | 13,380.50 | 12,915.46 | 12,915.46 |
| (47,982.41) | 9,461.78 | (465.04) | - |

| | | | | 1 | 2 | 3 | 4 | 5 | 6 | 7 | 8 | 9 |
|---|-----|------|--------------------------------|------------------|------------------|------------------|------------------|------------------|------------------|------------------|------------------|------------------|
| | | | | Jan-21 | Feb-21 | Mar-21 | Apr-21 | May-21 | Jun-21 | Jul-21 | Aug-21 | Sep-21 |
| Water Sales | | | | | | | | | | | | |
| 461000 | 001 | 6100 | WATER SALES: BILLED REVENUE | (51,701.88) | (45,515.04) | (46,206.20) | (51,570.23) | (46,361.17) | (47,531.22) | (58,028.73) | (48,945.77) | (46,518.58) |
| 461001 | 001 | 6100 | WATER SALES BILLED RECOUPMENT | - | - | - | - | - | - | - | - | - |
| 461100 | 001 | 6100 | WATER SALES: UNBILLED REVENUE | (255.00) | (997.00) | 3,462.00 | 567.00 | (8,074.00) | 999.00 | 2,135.00 | (3,511.00) | 3,486.00 |
| 461200 | 001 | 6100 | WATER SALES-UNBILLED RECOUPMNT | - | - | - | - | - | - | - | - | - |
| 462000 | 001 | 6100 | FIRE PROTECTION REVENUE | (17,072.56) | (17,072.56) | (17,072.56) | (17,072.56) | (17,072.56) | (17,072.56) | (17,072.56) | (17,072.56) | (17,072.56) |
| 460200 | 001 | 6100 | CBFRR REVENUES | (12,213.25) | (12,213.25) | (12,213.25) | (12,213.25) | (12,213.25) | (12,213.25) | (12,213.25) | (12,213.25) | (12,213.25) |
| 460998 | 001 | 6100 | CBFRR REVENUES - CONTRA | 12,213.25 | 12,213.25 | 12,213.25 | 12,213.25 | 12,213.25 | 12,213.25 | 12,213.25 | 12,213.25 | 12,213.25 |
| | | | | 69,029.44 | 63,584.60 | 59,816.76 | 68,075.79 | 71,507.73 | 63,604.78 | 72,966.29 | 69,529.33 | 60,105.14 |
| Other Operating Revenue | | | | | | | | | | | | |
| 471300 | 001 | 6100 | MISC OPERATING REVENUE | (115.00) | (196.00) | (186.00) | (20.00) | (167.00) | (15.00) | (106.00) | (511.00) | (222.00) |
| | | | | 115.00 | 196.00 | 186.00 | 20.00 | 167.00 | 15.00 | 106.00 | 511.00 | 222.00 |
| Total Revenues | | | | 69,144.44 | 63,780.60 | 60,002.76 | 68,095.79 | 71,674.73 | 63,619.78 | 73,072.29 | 70,040.33 | 60,327.14 |
| Production Expenses | | | | | | | | | | | | |
| 601100 | 001 | 6105 | OTHER PROD LABOR:TREAT PLANT | - | - | - | - | - | - | - | - | - |
| 603500 | 001 | 6105 | OTHER PROD MAT&EXP: SRC/SUPPLY | - | - | - | - | - | - | - | - | - |
| 610200 | 001 | 6105 | SUPERINTENDENCE: WTP-PAC | - | - | - | - | - | - | - | - | - |
| 610201 | 001 | 6105 | BENEFITS: WTP-PAC | - | - | - | - | - | - | - | - | - |
| 623100 | 001 | 6105 | POWER PURCHASED: TRT PLT ELEC | 598.38 | 567.15 | 607.11 | 557.47 | 450.40 | 331.05 | 292.83 | 327.81 | 311.80 |
| 624100 | 001 | 6105 | OPER LABOR: TREATMENT PLANT | 9,385.65 | 6,057.95 | 5,968.72 | 6,712.87 | 6,306.37 | 6,947.54 | 6,696.23 | 7,165.65 | 6,894.39 |
| 626100 | 001 | 6105 | OPER EXP T PLANT: MAT & EXP | 286.53 | 121.96 | 203.77 | 265.97 | 548.72 | 99.00 | 114.88 | 99.00 | 925.98 |
| 626110 | 001 | 6105 | OPER EXP T PLANT: GAS/OIL | - | 1,111.70 | - | 2,151.10 | - | - | - | - | - |
| 626120 | 001 | 6105 | OPER EXP T PLANT: PHONE | 123.09 | 123.42 | 123.42 | 123.98 | 124.10 | 124.10 | 126.84 | 126.72 | 126.72 |
| 631100 | 001 | 6105 | MAINT STRUCT: TREATMENT PLANT | 146.97 | 647.76 | 80.00 | 307.98 | 505.00 | 80.00 | 107.94 | 234.58 | 361.01 |
| 631500 | 001 | 6105 | MAINT STRUCT: SOURCE OF SUPPLY | - | 568.65 | 70.12 | 74.99 | 2,593.72 | 1,849.99 | 5,687.15 | 5,362.14 | 1,603.05 |
| 633100 | 001 | 6105 | MAINT PUMP EQU: HIGH LIFT ELC | - | - | - | - | - | - | - | - | - |
| 633199 | 001 | 6105 | BOOSTER STATION GENERAL MAINT | - | - | - | - | - | - | - | - | - |
| 641110 | 001 | 6105 | CHLORINE: TREATMENT PLANT | - | 213.10 | - | 213.10 | 315.40 | 218.60 | 206.10 | - | 218.60 |
| 641120 | 001 | 6105 | ALUM. SULFATE/FERRIC CHLORIDE | - | 882.00 | - | - | - | - | 932.00 | - | - |
| 641140 | 001 | 6105 | POLYMERS | - | - | - | - | - | - | - | - | - |
| 641160 | 001 | 6105 | CORROSION INHIBITOR | - | - | - | - | - | - | 591.26 | - | - |
| 641213 | 001 | 6105 | SODA ASH | - | - | 961.25 | - | - | - | 936.25 | - | - |
| 642200 | 001 | 6105 | LABORATORY EXPENSE | - | - | - | - | - | - | - | - | - |
| 642205 | 001 | 6105 | LAB EXPENSE: OUTSIDE TESTING | 661.00 | 207.00 | 290.00 | 367.00 | 143.00 | 320.00 | 788.00 | 1,288.00 | 239.00 |
| 652200 | 001 | 6105 | MAINT PROC EQU: TRT PLANT | 2,022.19 | - | - | - | 560.11 | 869.98 | - | 1,706.25 | 789.03 |
| 652220 | 001 | 6105 | MAINT PROC EQUIP: SCADA & OTHR | 288.65 | 528.36 | 616.66 | 495.44 | 496.10 | 496.10 | 491.90 | 494.50 | 493.39 |
| | | | | 13,512.46 | 11,029.05 | 8,921.05 | 11,269.90 | 12,042.92 | 11,336.36 | 16,971.38 | 16,804.65 | 11,962.97 |
| Transmission & Distribution Expenses | | | | | | | | | | | | |
| 660000 | 001 | 6106 | SUPERINTENDENCE: OPS-PAC | - | - | - | - | - | - | - | - | - |
| 660001 | 001 | 6106 | BENEFITS: OPS-PAC | - | - | - | - | - | - | - | - | - |
| 662003 | 001 | 6106 | MISC GEN EXPENSE/OPERATIONS | - | - | - | - | - | - | - | - | - |
| 662004 | 001 | 6106 | MISC T&D MATERIALS & SUPPLIES | - | - | - | - | - | - | - | - | - |
| 662100 | 001 | 6106 | DUTY PAY | - | - | - | - | - | - | - | - | - |
| 663100 | 001 | 6106 | METER OPERATING LABOR & EXP | 86.22 | 85.76 | 143.35 | 643.00 | 193.31 | 203.57 | 70.12 | 356.02 | - |
| 663101 | 001 | 6106 | MOLE: METER REMOVAL | 243.44 | - | - | 210.37 | 140.25 | - | 70.12 | - | - |

| | | | | | | | | | | | | |
|--------|-----|------|--------------------------------|---------------|-----------------|-----------------|-----------------|-----------------|------------------|-----------------|-----------------|---------------|
| 664200 | 001 | 6106 | OTHER EXPENSE ON CUST PREMISIS | - | - | - | - | - | - | - | 434.16 | - |
| 665100 | 001 | 6106 | SMALL TOOLS EXPENSE | - | - | - | - | 211.35 | - | - | - | - |
| 665250 | 001 | 6106 | TRANS/EXP: MISCELLANEOUS | - | - | - | - | - | - | - | - | - |
| 665400 | 001 | 6106 | GASOLINE | - | - | - | - | - | - | - | - | - |
| 673001 | 001 | 6106 | MAINT MAINS: REPAIRS | 252.89 | - | - | - | - | 507.96 | - | - | - |
| 673002 | 001 | 6106 | MAINT MAINS: GATE PROGRAM | - | - | 105.19 | 701.23 | - | 8,930.48 | 37.50 | - | - |
| 673003 | 001 | 6106 | MAINT MAINS: FLUSHING LN | - | - | - | 1,095.97 | 911.60 | - | - | - | - |
| 673004 | 001 | 6106 | MAINT GATES: INSPECTION: PAC | - | - | 280.49 | 1,170.98 | 210.37 | - | - | 315.56 | - |
| 675000 | 001 | 6106 | MAINTENANCE: SERVICES | - | - | 7.98 | - | 70.12 | 1,644.85 | - | - | - |
| 676000 | 001 | 6106 | MAINTENANCE: METERS | 121.72 | 187.91 | - | - | - | 2,351.55 | 936.61 | 197.37 | - |
| 677001 | 001 | 6106 | MAINTENANCE: HYDRANTS-REPAIRS | - | 801.09 | - | - | 140.25 | 490.86 | - | 631.11 | - |
| 677002 | 001 | 6106 | MAINTENANCE: HYDRANTS-PAINTING | - | - | - | - | - | 175.31 | - | - | - |
| 677003 | 001 | 6106 | MAINTENANCE: HYDRANTS-INSPECTN | - | - | - | - | 455.81 | 747.05 | - | - | - |
| 678000 | 001 | 6106 | MONITOR CONTRACTORS MARKING | - | - | 550.55 | 463.75 | 492.97 | 285.37 | 70.12 | 593.07 | 710.98 |
| | | | | 704.27 | 1,074.76 | 1,087.56 | 4,285.30 | 2,826.03 | 15,337.00 | 1,184.47 | 2,527.29 | 710.98 |

Customer Accounts & Collection Expenses

| | | | | | | | | | | | | |
|--------|-----|------|----------------------------|-----------------|-----------------|---------------|-----------------|-----------------|-----------------|-----------------|---------------|-----------------|
| 902000 | 001 | 6108 | CUSTOMER ORDS: COLLECTIONS | - | - | - | - | - | - | - | - | - |
| 903000 | 001 | 6108 | CUSTOMER ORDS: COLLECTIONS | - | - | - | - | - | 16.07 | 409.36 | 105.19 | 1,167.36 |
| 902001 | 001 | 6108 | METER READING | 310.43 | 142.16 | 140.25 | 140.25 | 140.25 | 149.99 | 149.99 | 189.79 | 140.25 |
| 902098 | 001 | 6108 | METER READING: TRANSFERS | 99.54 | 201.45 | 63.63 | 52.60 | - | 281.81 | 105.20 | 238.96 | 133.77 |
| 902099 | 001 | 6108 | METER READING: EXCEPTIONS | 94.04 | 132.72 | - | - | 187.49 | 70.12 | 180.18 | - | - |
| 902100 | 001 | 6108 | BILLING & ACCOUNTING | - | - | - | - | - | - | - | - | - |
| 903100 | 001 | 6108 | BILLING & ACCOUNTING | 533.22 | 588.38 | 219.41 | 1,016.00 | 242.59 | 684.43 | 995.69 | 238.16 | 1,108.40 |
| 930200 | 001 | 6108 | PUBLIC RELATIONS | - | - | 17.98 | 298.38 | - | - | - | - | 68.25 |
| 904000 | 001 | 6108 | UNCOLLECTABLE ACCOUNTS | - | - | 55.04 | - | 555.68 | - | - | - | 1,838.69 |
| | | | | 1,037.23 | 1,064.71 | 496.31 | 1,507.23 | 1,126.01 | 1,202.42 | 1,840.42 | 772.10 | 4,456.72 |

Administrative and General Expense

| | | | | | | | | | | | | |
|--------|-----|------|--------------------------------|-----------------|-----------------|-----------------|-----------------|-----------------|-----------------|-----------------|-----------------|-----------------|
| 921000 | 001 | 6109 | OFFICE SUPPLIES & EXPENSE | 9.52 | - | 6.63 | 16.65 | 7.65 | 13.28 | 6.63 | 5.10 | 11.66 |
| 921160 | 001 | 6109 | OFFICE SUPPLIES & EXP: PHONE | 37.83 | 47.44 | 47.44 | 47.46 | 47.46 | 47.46 | 47.44 | 47.67 | 47.38 |
| 923000 | 001 | 6109 | OUTSIDE SERVICES | - | - | - | - | - | - | - | - | - |
| 924000 | 001 | 6109 | INSURANCE EXPENSE | 850.25 | 880.29 | (1,126.11) | 1,371.67 | 984.02 | 984.02 | 984.02 | 984.02 | 984.02 |
| 928000 | 001 | 6109 | REGULATORY COMMISSION EXPENSE | 257.33 | 514.66 | 0.01 | 257.33 | 257.34 | 257.33 | 257.33 | 257.33 | 257.33 |
| 930100 | 001 | 6109 | MEETING CONVENTION/MEMBSP FEES | - | - | - | - | - | - | - | - | - |
| 930102 | 001 | 6109 | LICENSING FEES | 150.00 | 150.00 | 150.00 | 150.00 | 150.00 | 150.00 | 150.00 | 150.00 | 150.00 |
| 930200 | 001 | 6109 | PUBLIC RELATIONS | - | - | 27.72 | 208.80 | - | - | - | - | - |
| 930300 | 001 | 6109 | MEALS | - | - | - | - | - | - | - | - | - |
| 930400 | 001 | 6109 | MISCELLANEOUS GENERAL EXPENSE | - | - | 116.67 | - | - | - | - | - | - |
| 930410 | 001 | 6109 | CHARITABLE CONTRIBUTIONS | - | - | - | - | - | - | - | - | - |
| 950200 | 001 | 6109 | MAINT: OFFICE FURNT & EQUIP | - | - | - | - | - | - | - | - | - |
| 950400 | 001 | 6109 | MAINT: MISC GENERAL EQUIP | - | - | - | - | - | - | - | - | - |
| 950500 | 001 | 6109 | MAINT COMPUTER EQUIP: PAC | - | - | - | - | - | - | - | - | - |
| | | | | 1,304.93 | 1,592.39 | (777.64) | 2,051.91 | 1,446.47 | 1,452.09 | 1,445.42 | 1,444.12 | 1,450.39 |

Inter Div Management Fee

| | | | | | | | | | | | | |
|--------|-----|------|---------------------------|------------------|------------------|------------------|------------------|------------------|------------------|------------------|------------------|------------------|
| 930500 | 001 | 6100 | MAINT COMPUTER EQUIP: PAC | 390.00 | 382.00 | 481.00 | 512.00 | 358.00 | 337.00 | 366.00 | 331.00 | 104.00 |
| 930510 | 001 | 6100 | MAINT COMPUTER EQUIP: PAC | 17,307.00 | 13,961.00 | 14,477.00 | 16,558.00 | 13,865.00 | 17,663.00 | 13,868.00 | 13,890.00 | 14,169.00 |
| 930520 | 001 | 6100 | MAINT COMPUTER EQUIP: PAC | - | - | - | - | - | - | - | - | - |
| | | | | 17,697.00 | 14,343.00 | 14,958.00 | 17,070.00 | 14,223.00 | 18,000.00 | 14,234.00 | 14,221.00 | 14,273.00 |

Total Operating Expenses

| | | | | | | | | |
|------------------|------------------|------------------|------------------|------------------|------------------|------------------|------------------|------------------|
| 34,255.89 | 29,103.91 | 24,685.28 | 36,184.34 | 31,664.43 | 47,327.87 | 35,675.69 | 35,769.16 | 32,854.06 |
|------------------|------------------|------------------|------------------|------------------|------------------|------------------|------------------|------------------|

Depreciation Expense

| | | | | | | | | | | | | |
|--------|-----|------|------------------------------------|------------------|------------------|------------------|------------------|------------------|-------------------|------------------|------------------|------------------|
| 403000 | 001 | 6100 | DEPRECIATION EXPENSE: PAC | 8,284.68 | 8,285.13 | 8,283.50 | 8,281.38 | 8,281.29 | 8,311.26 | 8,239.08 | 8,240.16 | 8,241.11 |
| | | | | 8,284.68 | 8,285.13 | 8,283.50 | 8,281.38 | 8,281.29 | 8,311.26 | 8,239.08 | 8,240.16 | 8,241.11 |
| | | | Amortization Expense: CIAC | | | | | | | | | |
| 405300 | 001 | 6100 | AMORTIZATION EXPENSE: CIAC | (1,915.46) | (1,915.38) | (1,915.46) | (1,915.38) | (1,915.37) | (1,915.47) | (1,915.46) | (1,915.38) | (1,915.46) |
| | | | Amortization Expense | | | | | | | | | |
| 407320 | 001 | 6100 | AMORT EXP - DEFERRED CHARGES | 440.71 | 440.71 | 440.72 | 440.72 | 440.73 | 440.73 | 440.72 | 438.02 | 195.10 |
| 407100 | 001 | 6100 | AMORT: ACQUISITION PREMIUM | 2,947.97 | 3,031.86 | 3,031.85 | 3,031.85 | 3,031.85 | 3,031.86 | 3,031.85 | 3,031.86 | 3,031.85 |
| | | | | 3,388.68 | 3,472.57 | 3,472.57 | 3,472.57 | 3,472.58 | 3,472.59 | 3,472.57 | 3,469.88 | 3,226.95 |
| | | | Taxes Other than Income Tax | | | | | | | | | |
| 408110 | 001 | 6100 | LOCAL PROPERTY TAXES | 9,163.33 | 9,163.33 | 9,163.33 | 9,163.01 | 9,163.00 | 14,856.00 | 9,444.67 | 12,676.67 | 11,060.66 |
| 408130 | 001 | 6100 | OTHER TAXES | - | - | - | - | - | - | - | - | - |
| | | | | 9,163.33 | 9,163.33 | 9,163.33 | 9,163.01 | 9,163.00 | 14,856.00 | 9,444.67 | 12,676.67 | 11,060.66 |
| 414000 | 001 | 6100 | GAIN FROM FORGIVENESS SRF DEBT | (119.19) | (119.19) | (119.19) | (119.19) | (119.19) | (119.19) | (119.19) | (119.19) | (119.19) |
| | | | Income Tax | | | | | | | | | |
| 409102 | 001 | 6100 | PROV/FED INC TAX/CURRENT | 3,039.30 | 2,996.99 | 3,121.75 | 2,464.31 | 4,035.78 | (1,670.07) | 3,484.51 | 2,254.98 | 1,300.08 |
| 409113 | 001 | 6100 | PROVS FOR NH BUS PRFTS TAX CUR | 1,207.38 | 1,190.57 | 1,240.13 | 978.96 | 1,603.23 | (663.44) | 1,384.24 | 895.81 | 516.46 |
| 410102 | 001 | 6100 | PROV FEDL INCOME TAX DEFERRED | - | - | - | - | - | - | - | - | - |
| 410113 | 001 | 6100 | PROV NH INCOME TAX DEFERRED | - | - | - | - | - | - | - | - | - |
| | | | | 4,246.68 | 4,187.56 | 4,361.88 | 3,443.27 | 5,639.01 | (2,333.51) | 4,868.75 | 3,150.79 | 1,816.54 |
| | | | Total Operating Deducts | 57,304.61 | 52,177.93 | 47,931.91 | 58,510.00 | 56,185.75 | 69,599.55 | 59,666.11 | 61,272.09 | 55,164.67 |
| | | | Net Operating Income | 11,839.83 | 11,602.67 | 12,070.85 | 9,585.79 | 15,488.98 | (5,979.77) | 13,406.18 | 8,768.24 | 5,162.47 |
| 421000 | 001 | 6100 | MISC NON-OPERATING INCOME(EXP) | - | - | - | - | - | - | - | - | - |
| 426000 | 001 | 6100 | MISC NONUTILITY EXPENSES | - | - | - | - | - | - | - | - | - |
| | | | Other Income | - | - | - | - | - | - | - | - | - |
| 420000 | 001 | 6100 | AFDUC-INT(DEBT) COMPONENT-PAC | - | - | - | - | - | - | - | - | - |
| 420100 | 001 | 6100 | AFUDC - EQUITY COMPONENT - PAC | - | - | - | - | - | - | - | - | - |
| 427115 | 001 | 6100 | INTERCOMPANY INTEREST | 3,029.79 | 3,036.26 | 3,035.65 | 3,024.37 | 3,016.42 | 3,013.06 | 3,008.51 | 2,996.52 | 2,983.58 |
| 427300 | 001 | 6100 | INTEREST EXP: BONDS & NOTES | 262.10 | 261.55 | 261.00 | 260.45 | 259.89 | 259.33 | 258.78 | 258.22 | 257.66 |
| 428000 | 001 | 6100 | AMORTIZATION OF DEBT EXPENSE | 62.33 | 62.33 | 62.33 | 62.33 | 62.33 | 62.33 | 62.33 | 62.33 | 62.33 |
| 419000 | 001 | 6100 | INTEREST INCOME | - | - | - | - | - | - | - | - | - |
| | | | Total Interest | 3,354.22 | 3,360.14 | 3,358.98 | 3,347.15 | 3,338.64 | 3,334.72 | 3,329.62 | 3,317.07 | 3,303.57 |
| | | | Net Income Before Dividends | 8,485.61 | 8,242.53 | 8,711.87 | 6,238.64 | 12,150.34 | (9,314.49) | 10,076.56 | 5,451.17 | 1,858.90 |
| 438000 | 001 | 6100 | DIVIDENDS: COMMON STOCK | - | - | - | - | - | - | - | - | - |
| | | | Net Income (Or Loss) - YTD | 8,485.61 | 16,728.14 | 25,440.01 | 31,678.65 | 43,828.99 | 34,514.50 | 44,591.06 | 50,042.23 | 51,901.13 |
| | | | Net Income (Or Loss) - MTD | 8,485.61 | 8,242.53 | 8,711.87 | 6,238.64 | 12,150.34 | (9,314.49) | 10,076.56 | 5,451.17 | 1,858.90 |

| | 10 | 11 | 12 | 12 UPDATE MONTHLY |
|------------------|------------------|------------------|-------------------|-------------------|
| Oct-21 | Nov-21 | Dec-21 | Total | |
| (53,688.85) | (46,149.08) | (48,792.51) | (591,009) | |
| - | - | - | - | |
| 1,107.00 | (8,839.00) | 199.00 | (9,721) | |
| - | - | - | - | |
| (17,072.56) | (17,072.56) | (18,139.24) | (205,937) | |
| (12,213.25) | (12,213.25) | (12,295.00) | (146,641) | |
| 12,213.25 | 12,213.25 | 12,295.00 | 146,641 | |
| 69,654.41 | 72,060.64 | 66,732.75 | 806,667.66 | |
| - | - | - | - | |
| (756.00) | (417.00) | (478.00) | (3,189) | |
| 756.00 | 417.00 | 478.00 | 3,189.00 | |
| - | - | - | - | |
| 70,410.41 | 72,477.64 | 67,210.75 | 809,856.66 | |
| - | - | - | - | |
| - | - | - | - | |
| - | - | - | - | |
| - | - | - | - | |
| 361.67 | 378.36 | 494.60 | 5,279 | |
| 5,111.38 | 4,677.24 | 7,152.95 | 79,077 | |
| 2.99 | 817.19 | 255.63 | 3,742 | |
| 596.16 | - | 1,565.05 | 5,424 | |
| 125.77 | 125.57 | 125.57 | 1,499 | |
| 319.50 | 462.53 | 314.95 | 3,568 | |
| 4,025.00 | 1,494.60 | 2,492.86 | 25,822 | |
| - | - | - | - | |
| - | - | - | - | |
| 218.60 | 315.40 | - | 1,919 | |
| - | 882.00 | - | 2,696 | |
| - | - | - | - | |
| 147.65 | 73.83 | 74.12 | 887 | |
| - | - | 961.25 | 2,859 | |
| - | - | - | - | |
| 522.00 | 235.00 | 229.00 | 5,289 | |
| 5.37 | 1,027.28 | 1,759.01 | 8,739 | |
| 488.17 | 485.59 | 358.50 | 5,733 | |
| 11,924.26 | 10,974.59 | 15,783.49 | 152,533.08 | |
| - | - | - | - | |
| - | - | - | - | |
| - | - | - | - | |
| - | - | - | - | |
| - | - | - | - | |
| 244.01 | 1,007.90 | 198.00 | 3,231 | |
| 70.12 | 657.57 | 63.63 | 1,456 | |

| | | | |
|-------------------|------------------|------------------|-------------------|
| - | - | - | 434 |
| - | - | - | 211 |
| - | - | - | - |
| - | - | - | - |
| 59,614.24 | - | - | 60,375 |
| - | - | - | 9,774 |
| - | - | - | 2,008 |
| - | - | - | 1,977 |
| 3,628.47 | 1,727.20 | 7,563.27 | 14,642 |
| 70.12 | 280.49 | - | 4,146 |
| - | - | 1,028.59 | 3,092 |
| - | - | - | 175 |
| 70.12 | 350.62 | 324.62 | 1,948 |
| 400.31 | 300.94 | 179.25 | 4,047 |
| 64,097.39 | 4,324.72 | 9,357.36 | 107,517.13 |
| - | - | - | - |
| - | - | - | - |
| 140.25 | 267.49 | - | 2,106 |
| 74.99 | 127.25 | 145.08 | 1,851 |
| 346.57 | 63.63 | 37.50 | 1,625 |
| - | - | - | 665 |
| - | - | - | - |
| 623.40 | 583.29 | 738.69 | 7,572 |
| - | - | - | 385 |
| - | 8.16 | - | 2,458 |
| 1,185.21 | 1,049.82 | 921.27 | 16,659.45 |
| - | - | - | - |
| 7.42 | 3.71 | 273.21 | 361 |
| 47.32 | 47.39 | 47.32 | 560 |
| - | - | - | - |
| 984.06 | 984.02 | 983.98 | 9,848 |
| 257.33 | 256.35 | 354.33 | 3,184 |
| - | - | - | - |
| 150.00 | 150.00 | 150.00 | 1,800 |
| - | - | - | 237 |
| - | - | - | - |
| - | - | - | 117 |
| - | - | - | - |
| - | - | - | - |
| - | - | - | - |
| - | - | - | - |
| 1,446.13 | 1,441.47 | 1,808.84 | 16,106.52 |
| - | - | - | - |
| 385.00 | 403.00 | 241.00 | 4,290 |
| 32,264.00 | 17,540.00 | 12,646.00 | 198,208 |
| - | - | - | - |
| 32,649.00 | 17,943.00 | 12,887.00 | 202,498.00 |
| 111,301.99 | 35,733.60 | 40,757.96 | 495,314.18 |
| - | - | - | - |
| - | - | - | - |

| | | | |
|--------------------|------------------|------------------|-------------------|
| 8,239.44 | 8,239.55 | 8,205.55 | 99,132 |
| 8,239.44 | 8,239.55 | 8,205.55 | 99,132.13 |
| | | | - |
| (1,915.38) | (1,915.37) | (1,915.47) | (22,985) |
| | | | - |
| 186.26 | 186.27 | 183.51 | 4,274 |
| 3,031.85 | 3,031.86 | 3,031.85 | 36,298 |
| 3,218.11 | 3,218.13 | 3,215.36 | 40,572.56 |
| | | | - |
| 11,060.67 | 9,917.33 | 10,489.00 | 125,321 |
| - | - | 1,461.00 | 1,461 |
| 11,060.67 | 9,917.33 | 11,950.00 | 126,782.00 |
| | | | - |
| (119.19) | (119.19) | (119.19) | (1,430) |
| | | | - |
| (11,948.89) | 3,321.10 | (1,541.84) | 10,858 |
| (4,746.76) | 1,319.32 | (1,795.89) | 3,130 |
| - | - | 3,623.00 | 3,623 |
| - | - | 2,000.00 | 2,000 |
| (16,695.65) | 4,640.42 | 2,285.27 | 19,611.01 |
| | | | - |
| 115,089.99 | 59,714.47 | 64,379.48 | 756,996.56 |
| | | | - |
| (44,679.58) | 12,763.17 | 2,831.27 | 52,860.10 |
| | | | - |
| - | - | - | - |
| - | - | - | - |
| - | - | - | - |
| - | - | - | - |
| - | - | - | - |
| 2,983.40 | 2,982.53 | 2,978.01 | 36,088 |
| 257.10 | 256.53 | 255.97 | 3,109 |
| 62.33 | 62.33 | 62.33 | 748 |
| - | - | - | - |
| 3,302.83 | 3,301.39 | 3,296.31 | 39,944.64 |
| | | | - |
| (47,982.41) | 9,461.78 | (465.04) | 12,915.46 |
| | | | - |
| - | - | - | - |
| 3,918.72 | 13,380.50 | 12,915.46 | 12,915.46 |
| (47,982.41) | 9,461.78 | (465.04) | - |

| | | | | 1 | 2 | 3 | 4 | 5 | 6 | 7 | 8 | 9 |
|--|-----|------|--------------------------------|---------------------|---------------------|---------------------|---------------------|---------------------|---------------------|---------------------|---------------------|---------------------|
| | | | | Jan-21 | Feb-21 | Mar-21 | Apr-21 | May-21 | Jun-21 | Jul-21 | Aug-21 | Sep-21 |
| Assets | | | | | | | | | | | | |
| <u>Land</u> | | | | | | | | | | | | |
| 303100 | 001 | 6000 | LAND | 44,180.00 | 44,180.00 | 44,180.00 | 44,180.00 | 44,180.00 | 44,180.00 | 44,180.00 | 44,180.00 | 44,180.00 |
| 303300 | 001 | 6000 | EASEMENTS - PITTSFIELD | 16,153.19 | 16,153.19 | 16,153.19 | 16,153.19 | 16,153.19 | 16,153.19 | 16,153.19 | 16,153.19 | 16,153.19 |
| | | | | 60,333.19 | 60,333.19 | 60,333.19 | 60,333.19 | 60,333.19 | 60,333.19 | 60,333.19 | 60,333.19 | 60,333.19 |
| <u>Structures</u> | | | | | | | | | | | | |
| 304100 | 001 | 6000 | SOURCE OF SUPPLY STRUCTURES | 71,250.05 | 71,250.05 | 71,250.05 | 71,250.05 | 71,250.05 | 71,250.05 | 71,250.05 | 71,250.05 | 71,250.05 |
| 304700 | 001 | 6000 | GENERAL & MISC STRUCTURES | 1,080.00 | 1,080.00 | 1,080.00 | 1,080.00 | 1,080.00 | 1,080.00 | 1,080.00 | 1,080.00 | 1,080.00 |
| 304800 | 001 | 6000 | WATER TREATMENT STRUCTURES | 935,239.12 | 935,239.12 | 935,239.12 | 935,239.12 | 935,239.12 | 935,239.12 | 935,239.12 | 935,239.12 | 935,239.12 |
| 305000 | 001 | 6000 | RESERVOIRS & DAMS | 137,331.46 | 137,331.46 | 137,331.46 | 137,331.46 | 137,331.46 | 137,331.46 | 137,331.46 | 137,331.46 | 137,331.46 |
| 306000 | 001 | 6000 | LAKE, RIVER & OTHER INTAKE-PAC | 38,270.60 | 38,270.60 | 38,270.60 | 38,270.60 | 38,270.60 | 38,270.60 | 38,270.60 | 38,270.60 | 38,270.60 |
| 309000 | 001 | 6000 | SUPPLY MAINS: PITTSFIELD | 309,352.72 | 309,352.72 | 309,352.72 | 309,352.72 | 309,352.72 | 309,352.72 | 309,352.72 | 309,352.72 | 309,352.72 |
| | | | | 1,492,523.95 | 1,492,523.95 | 1,492,523.95 | 1,492,523.95 | 1,492,523.95 | 1,492,523.95 | 1,492,523.95 | 1,492,523.95 | 1,492,523.95 |
| <u>Equipment</u> | | | | | | | | | | | | |
| 310000 | 001 | 6000 | POWER GENERATED EQUIP: PAC | 55,407.06 | 55,407.06 | 55,407.06 | 55,407.06 | 55,407.06 | 55,407.06 | 55,407.06 | 55,407.06 | 55,407.06 |
| 311200 | 001 | 6000 | ELECTRIC PUMPING EQUIPMENT | 1,651.09 | 1,651.09 | 1,651.09 | 1,651.09 | 1,651.09 | 1,651.09 | 1,651.09 | 1,651.09 | 1,651.09 |
| 311210 | 001 | 6000 | PUMPING EQUIP: PUMPS - PAC | 13,870.94 | 13,870.94 | 13,870.94 | 13,870.94 | 13,870.94 | 13,870.94 | 13,870.94 | 13,870.94 | 13,870.94 |
| 320000 | 001 | 6000 | PURIFICATION SYSTEM EQUIPMENT | - | - | - | - | - | - | - | - | - |
| 320200 | 001 | 6000 | WATER TREATMENT EQUIPMENT: PAC | 17,042.89 | 17,042.89 | 17,042.89 | 17,042.89 | 17,042.89 | 17,042.89 | 17,042.89 | 17,042.89 | 17,042.89 |
| 320310 | 001 | 6000 | WTP EQUIPMENT: MEDIA - PAC | 41,963.48 | 41,963.48 | 41,963.48 | 41,963.48 | 41,963.48 | 41,963.48 | 41,963.48 | 41,963.48 | 41,963.48 |
| | | | | 129,935.46 | 129,935.46 | 129,935.46 | 129,935.46 | 129,935.46 | 129,935.46 | 129,935.46 | 129,935.46 | 129,935.46 |
| <u>Transmission & Distribution</u> | | | | | | | | | | | | |
| 331000 | 001 | 6000 | PAVEMENTS - GENERAL | 5,000.00 | 5,000.00 | 5,000.00 | 5,000.00 | 5,000.00 | 5,000.00 | 5,000.00 | 5,000.00 | 5,000.00 |
| 331001 | 001 | 6000 | PAVEMENTS - TRANS MAINS | 2,003.77 | 2,003.77 | 2,003.77 | 2,003.77 | 2,003.77 | 2,003.77 | 2,003.77 | 2,003.77 | 2,003.77 |
| 331002 | 001 | 6000 | PAVEMENTS - DIST MAINS | 124,788.30 | 124,788.30 | 124,788.30 | 124,788.30 | 124,788.30 | 124,788.30 | 124,788.30 | 124,788.30 | 124,788.30 |
| 331003 | 001 | 6000 | PAVEMENTS - GATE VALVES | 2,833.21 | 2,833.21 | 2,833.21 | 2,833.21 | 2,833.21 | 2,833.21 | 2,833.21 | 2,833.21 | 2,833.21 |
| 331100 | 001 | 6000 | MAINS: 6" & LARGER | 642,373.35 | 642,373.35 | 642,373.35 | 642,373.35 | 642,373.35 | 642,373.35 | 642,373.35 | 642,373.35 | 642,373.35 |
| 331150 | 001 | 6000 | DEVEL INSTAL MAINS-6" & LARGER | 316,734.00 | 316,734.00 | 316,734.00 | 316,734.00 | 316,734.00 | 316,734.00 | 316,734.00 | 316,734.00 | 316,734.00 |
| 331200 | 001 | 6000 | MAINS: 4" & UNDER | 216.00 | 216.00 | 216.00 | 216.00 | 216.00 | 216.00 | 216.00 | 216.00 | 216.00 |
| 331250 | 001 | 6000 | GATES: 4" & UNDER | 9,998.74 | 9,998.74 | 9,998.74 | 9,998.74 | 9,998.74 | 9,998.74 | 9,998.74 | 9,998.74 | 9,998.74 |
| 331251 | 001 | 6000 | GATES: 6" & LARGER | 69,021.53 | 69,021.53 | 69,021.53 | 69,021.53 | 69,021.53 | 69,021.53 | 69,021.53 | 69,021.53 | 69,021.53 |
| 331252 | 001 | 6000 | GATES: UNKNOWN SIZE | 284.49 | 284.49 | 284.49 | 284.49 | 284.49 | 284.49 | 284.49 | 284.49 | 284.49 |
| 331300 | 001 | 6000 | DEVEL INSTAL MAINS: 4" & UNDER | - | - | - | - | - | - | - | - | - |
| 331400 | 001 | 6000 | MAINS: UNKNOWN SIZE | 1,018,899.48 | 1,018,899.48 | 1,018,899.48 | 1,018,899.48 | 1,018,899.48 | 1,018,899.48 | 1,018,899.48 | 1,018,899.48 | 1,018,899.48 |
| 331401 | 001 | 6000 | DEVEL INSTAL MAINS:UNKNOWN SZ | 176,678.50 | 176,678.50 | 176,678.50 | 176,678.50 | 176,678.50 | 176,678.50 | 176,678.50 | 176,678.50 | 176,678.50 |
| 333004 | 001 | 6000 | PAVING - SERVICES | 3,700.02 | 3,700.02 | 3,700.02 | 3,700.02 | 3,700.02 | 3,700.02 | 3,700.02 | 3,700.02 | 3,700.02 |
| 333100 | 001 | 6000 | NEW SERVICES | 117,207.78 | 117,207.78 | 117,207.78 | 117,207.78 | 117,207.78 | 117,207.78 | 117,207.78 | 117,207.78 | 117,207.78 |
| 333200 | 001 | 6000 | RENEWED SERVICES | 67,128.44 | 67,128.44 | 67,128.44 | 67,128.44 | 67,128.44 | 67,128.44 | 67,128.44 | 67,128.44 | 67,128.44 |
| 334000 | 001 | 6000 | METERING EQUIPMENT | 84,664.17 | 84,664.17 | 84,664.17 | 84,664.17 | 84,664.17 | 84,566.55 | 84,566.55 | 84,566.55 | 84,566.55 |
| 334100 | 001 | 6000 | RADIOS FOR METERING | 61,725.85 | 61,725.85 | 61,723.73 | 61,723.73 | 61,723.73 | 63,956.85 | 63,956.85 | 63,956.85 | 63,787.17 |
| 335000 | 001 | 6000 | FIRE PROT EQUIP: HYDRANTS | 90,328.27 | 90,328.27 | 90,328.27 | 90,328.27 | 90,328.27 | 90,328.27 | 90,328.27 | 90,328.27 | 90,328.27 |
| 335005 | 001 | 6000 | HYDRANTS - PAVING | 184.00 | 184.00 | 184.00 | 184.00 | 184.00 | 184.00 | 184.00 | 184.00 | 184.00 |
| 335100 | 001 | 6000 | HYDRANTS: CIAC | 14,550.00 | 14,550.00 | 14,550.00 | 14,550.00 | 14,550.00 | 14,550.00 | 14,550.00 | 14,550.00 | 14,550.00 |
| 339000 | 001 | 6000 | OTHER PLANT & MISC EQUIP: PAC | 1,495.00 | 1,495.00 | 1,495.00 | 1,495.00 | 1,495.00 | 1,495.00 | 1,495.00 | 1,495.00 | 1,495.00 |
| | | | | 2,809,814.90 | 2,809,814.90 | 2,809,812.78 | 2,809,812.78 | 2,809,812.78 | 2,811,948.28 | 2,811,948.28 | 2,811,948.28 | 2,811,778.60 |

| | | | | | | | | | | | |
|--------------------------------------|-----|------|--------------------------------|---------------------|---------------------|---------------------|---------------------|---------------------|---------------------|---------------------|---------------------|
| Miscellaneous Equipment | | | | | | | | | | | |
| 343000 | 001 | 6000 | SHOP EQUIPMENT | 9,687.95 | 9,687.95 | 9,687.95 | 9,687.95 | 9,687.95 | 9,687.95 | 9,687.95 | 9,687.95 |
| 344000 | 001 | 6000 | LABORATORY EQUIPMENT | 31,159.42 | 31,159.42 | 31,159.42 | 31,159.42 | 31,159.42 | 31,159.42 | 31,159.42 | 31,159.42 |
| 346000 | 001 | 6000 | COMMUNICATION EQUIPMENT - PAC | 30,662.09 | 30,662.09 | 30,662.09 | 30,662.09 | 30,662.09 | 30,662.09 | 30,662.09 | 30,662.09 |
| 347110 | 001 | 6000 | COMPUTER EQUIPMENT | 24,555.64 | 24,555.64 | 24,555.64 | 24,555.64 | 24,555.64 | 24,555.64 | 24,555.64 | 24,555.64 |
| 348000 | 001 | 6000 | MISCELLANEOUS GENERAL EQUIP | 19,744.54 | 19,744.54 | 19,744.54 | 19,744.54 | 19,744.54 | 19,744.54 | 19,744.54 | 19,744.54 |
| | | | | 115,809.64 | 115,809.64 | 115,809.64 | 115,809.64 | 115,809.64 | 115,809.64 | 115,809.64 | 115,809.64 |
| Intangible Plant | | | | | | | | | | | |
| 301000 | 001 | 6000 | ORGANIZATION EXPENSE | 75,550.65 | 75,550.65 | 75,550.65 | 75,550.65 | 75,550.65 | 75,550.65 | 75,550.65 | 75,550.65 |
| | | | | 75,550.65 | 75,550.65 | 75,550.65 | 75,550.65 | 75,550.65 | 75,550.65 | 75,550.65 | 75,550.65 |
| Total Plant in Service | | | | 4,683,967.79 | 4,683,967.79 | 4,683,965.67 | 4,683,965.67 | 4,683,965.67 | 4,686,101.17 | 4,686,101.17 | 4,685,931.49 |
| Accumulated Depreciation | | | | | | | | | | | |
| 108000 | 001 | 6000 | ACCUMULATED DEPRECIATION: PAC | (2,112,015.03) | (2,120,300.16) | (2,128,468.93) | (2,136,750.31) | (2,145,031.60) | (2,148,708.79) | (2,156,947.87) | (2,173,220.76) |
| 108001 | 001 | 6000 | ACCUM DEPREC: COST OF REM -PAC | 244,326.41 | 244,326.41 | 244,326.41 | 244,326.41 | 244,326.41 | 244,326.41 | 244,326.41 | 244,326.41 |
| 108002 | 001 | 6000 | ACCUM DEPRECIATION: LOSS -PAC | 195,549.81 | 195,549.81 | 195,630.52 | 195,630.52 | 195,630.52 | 197,054.99 | 197,054.99 | 197,206.56 |
| | | | | 1,672,138.81 | 1,680,423.94 | 1,688,512.00 | 1,696,793.38 | 1,705,074.67 | 1,707,327.39 | 1,715,566.47 | 1,731,687.79 |
| Net Plant in Service | | | | 3,011,828.98 | 3,003,543.85 | 2,995,453.67 | 2,987,172.29 | 2,978,891.00 | 2,978,773.78 | 2,970,534.70 | 2,954,243.70 |
| Construction Work in Progress | | | | | | | | | | | |
| 105222 | 001 | 6000 | CWIP: CONTRACTOR CLEARING -PAC | - | - | - | - | - | - | - | - |
| Total Plant | | | | 3,011,828.98 | 3,003,543.85 | 2,995,453.67 | 2,987,172.29 | 2,978,891.00 | 2,978,773.78 | 2,970,534.70 | 2,954,243.70 |
| Current Assets | | | | | | | | | | | |
| Cash | | | | | | | | | | | |
| 131110 | 001 | 6000 | PETTY CASH: PITTSFIELD/NC | - | - | - | - | - | - | - | - |
| 131120 | 001 | 6000 | CASH: BANK OF AMERICA OPERATNG | - | - | - | - | - | - | - | - |
| 131140 | 001 | 6000 | CASH - TD BANK | - | - | - | - | - | - | - | - |
| 131350 | 001 | 6000 | RESTRICTED CASH - TD BANK RSF | - | - | - | - | - | - | - | - |
| 131375 | 001 | 6000 | DSRR 1.0 RSF | - | - | - | - | - | - | - | - |
| 131380 | 001 | 6000 | MOERR RSF | - | - | - | - | - | - | - | - |
| 131385 | 001 | 6000 | MOERR | - | - | - | - | - | - | - | - |
| 131395 | 001 | 6000 | DSRR 0.1 | - | - | - | - | - | - | - | - |
| 141000 | 001 | 6000 | A/R: BILLED WATER REVENUE | 71,851.84 | 72,979.21 | 43,555.27 | 58,945.40 | 57,973.92 | 32,536.97 | 49,263.49 | 17,250.74 |
| 141400 | 001 | 6000 | A/R: MISCELLANEOUS | - | - | - | - | - | - | - | - |
| 143901 | 001 | 6000 | ALLOWANCE FOR DOUBTFUL ACCTS | (500.00) | (500.00) | (500.00) | (500.00) | (500.00) | (500.00) | (500.00) | 1,338.69 |
| 173150 | 001 | 6000 | A/R: UNBILLED WATER REVENUE | 75,198.00 | 76,195.00 | 72,733.00 | 72,166.00 | 80,240.00 | 79,241.00 | 77,106.00 | 80,617.00 |
| 173152 | 001 | 6000 | A/R UNBILLED REV: RECOUPMENT | - | - | - | - | - | - | - | - |
| 173154 | 001 | 6000 | AR: UNBILLED REV RECOUP 2009 | - | - | - | - | - | - | - | - |
| Inventory & Supplies | | | | | | | | | | | |
| 151100 | 001 | 6000 | INVENTORY: PIPES & FITTINGS | - | - | - | - | - | - | - | - |
| 151101 | 001 | 6000 | INVENTORY: METERS - PAC | - | - | - | - | - | - | - | - |
| 151700 | 001 | 6000 | INVENTORY: PAC | - | - | - | - | - | - | - | - |

Prepaid Expenses & Other

| | | | | | | | | | | | | |
|--------|-----|------|-----------------------------|-------------------|-------------------|-------------------|-------------------|-------------------|-------------------|-------------------|-------------------|------------------|
| 162100 | 001 | 6000 | PREPAID INSURANCE | 1,503.33 | 1,787.44 | 1,901.26 | 2,245.55 | 2,383.52 | 2,521.49 | 2,659.46 | 2,797.43 | 2,935.40 |
| 162300 | 001 | 6000 | PREPAID PROPERTY TAXES-PAC | - | - | - | - | - | - | - | - | - |
| 162700 | 001 | 6000 | PREPAID EXPENSES | 1,500.00 | 1,607.34 | 1,200.00 | 1,864.67 | 1,457.33 | 1,050.00 | 900.00 | 750.00 | 600.00 |
| 163310 | 001 | 6000 | PREPAID PROPERTY TAXES | 15,094.00 | 7,547.00 | - | - | - | 28,334.00 | 18,889.33 | 9,444.66 | - |
| | | | | 18,097.33 | 10,941.78 | 3,101.26 | 4,110.22 | 3,840.85 | 31,905.49 | 22,448.79 | 12,992.09 | 3,535.40 |
| 233700 | 001 | 6000 | INTERCO PAY/REC: PAC/PEU | - | - | - | - | - | - | - | - | - |
| 233300 | 001 | 6000 | INTERCO PAY/REC: PAC/PCP | - | - | - | - | - | - | - | - | - |
| | | | | - | - | - | - | - | - | - | - | - |
| | | | Total Current Assets | 164,647.17 | 159,615.99 | 118,889.53 | 134,721.62 | 141,554.77 | 143,183.46 | 148,318.28 | 117,406.02 | 97,417.14 |

Other Assets

Other Deferred Charges

| | | | | | | | | | | | | |
|--------|-----|------|---------------------------------|---------------------|---------------------|---------------------|---------------------|---------------------|---------------------|---------------------|---------------------|---------------------|
| 186100 | 001 | 6000 | ACQUISITION PREMIUM - MARA | 1,147,982.11 | 1,144,950.25 | 1,141,918.40 | 1,138,886.55 | 1,135,854.70 | 1,132,822.84 | 1,129,790.99 | 1,126,759.13 | 1,123,727.28 |
| 186240 | 001 | 6000 | SARBANES-OXLEY | - | - | - | - | - | - | - | - | - |
| 186245 | 001 | 6000 | TILTON HILL ROAD MAIN BREAK | - | - | - | - | - | - | - | - | - |
| 186255 | 001 | 6000 | MAIN BREAK - OCTOBER 2003 | - | - | - | - | - | - | - | - | - |
| 186260 | 001 | 6000 | SOUTH MAIN LEAK RESEARCH | - | - | - | - | - | - | - | - | - |
| 186265 | 001 | 6000 | ABATEMENT | - | - | - | - | - | - | - | - | - |
| 186285 | 001 | 6000 | BERRY POND BATHYMETRIC SURVEY | 1,816.09 | 1,558.78 | 1,301.46 | 1,044.14 | 786.81 | 529.48 | 272.16 | 17.54 | 5.84 |
| 186286 | 001 | 6000 | BERRY POND TREATMENT EVALUATION | 3,173.39 | 3,118.68 | 3,063.97 | 3,009.26 | 2,954.55 | 2,899.84 | 2,845.13 | 2,790.42 | 2,735.71 |
| 186287 | 001 | 6000 | BERRY POND DAM BREACH ANALYSIS | 10,552.62 | 10,423.93 | 10,295.24 | 10,166.55 | 10,037.86 | 9,909.17 | 9,780.48 | 9,651.79 | 9,523.10 |
| 186300 | 001 | 6000 | GRANT APPLICATION - 2008 | - | - | - | - | - | - | - | - | - |
| 186350 | 001 | 6000 | LOUDON RD MAIN BREAK | - | - | - | - | - | - | - | - | - |
| 186360 | 001 | 6000 | FAIRVIEW ROAD MAIN BREAK | - | - | - | - | - | - | - | - | - |
| 186380 | 001 | 6000 | RATE CASE EXPENSE: 2007 | - | - | - | - | - | - | - | - | - |
| 186385 | 001 | 6000 | 2010 DEFERRED RATE CASE EXP | - | - | - | - | - | - | - | - | - |
| 186390 | 001 | 6000 | RATE CASE EXPENSE: 2012 | - | - | - | - | - | - | - | - | - |
| 186395 | 001 | 6000 | RATE CASE EXPENSE: 2020 | 14,822.10 | 18,574.60 | 19,617.10 | 22,490.60 | 25,000.60 | 25,728.10 | 26,418.10 | 26,598.10 | 30,851.10 |
| 186450 | 001 | 6000 | CONCORD HILL ROAD SERVICE REPR | - | - | - | - | - | - | - | - | - |
| 186650 | 001 | 6000 | EMINENT DOMAIN | 3,668.50 | 3,668.50 | 3,668.50 | 3,668.50 | 3,668.50 | 3,668.50 | 3,668.50 | 3,668.50 | 3,668.50 |
| 186675 | 001 | 6000 | WEB SITE UPGRADE 2006 | - | - | - | - | - | - | - | - | - |
| 186680 | 001 | 6000 | WEB-SITE UPGRADE 2011 | - | - | - | - | - | - | - | - | - |
| 186998 | 001 | 6000 | EMINENT DOMAIN ALLOWANCE | (3,668.50) | (3,668.50) | (3,668.50) | (3,668.50) | (3,668.50) | (3,668.50) | (3,668.50) | (3,668.50) | (3,668.50) |
| | | | | 1,178,346.31 | 1,178,626.24 | 1,176,196.17 | 1,175,597.10 | 1,174,634.52 | 1,171,889.43 | 1,169,106.86 | 1,165,816.98 | 1,166,843.03 |
| 188100 | 001 | 6000 | ACQUISITION PREMIUM - MARA | - | - | - | - | - | - | - | - | - |
| 181000 | 001 | 6000 | UNAMORTIZED DEBT EXPENSE | 20,394.86 | 20,332.53 | 20,270.20 | 20,207.87 | 20,145.54 | 20,083.21 | 20,020.88 | 19,958.55 | 19,896.22 |
| | | | Total Other Assets | 1,198,741.17 | 1,198,958.77 | 1,196,466.37 | 1,195,804.97 | 1,194,780.06 | 1,191,972.64 | 1,189,127.74 | 1,185,775.53 | 1,186,739.25 |
| | | | Total Assets | 4,375,217.32 | 4,362,118.61 | 4,310,809.57 | 4,317,698.88 | 4,315,225.83 | 4,313,929.88 | 4,307,980.72 | 4,265,476.09 | 4,238,400.09 |

Equity and Liabilities

Shareholder's Equity

| | | | | | | | | | | | | |
|--------|-----|------|----------------------------|----------------|----------------|----------------|----------------|----------------|----------------|----------------|----------------|----------------|
| 201100 | 001 | 6000 | COMMON STOCK | (100.00) | (100.00) | (100.00) | (100.00) | (100.00) | (100.00) | (100.00) | (100.00) | (100.00) |
| 211000 | 001 | 6000 | ADDITIONAL PAID IN CAPITAL | (1,766,565.84) | (1,641,504.84) | (1,641,504.84) | (1,641,504.84) | (1,641,504.84) | (1,641,504.84) | (1,641,504.84) | (1,641,504.84) | (1,641,504.84) |

| | | | | | | | | | | | | |
|-------------------------------|-----|------|--|-----------------------|-----------------------|-----------------------|-----------------------|-----------------------|-----------------------|-----------------------|-----------------------|-----------------------|
| 215500 | 001 | 6000 | RETAINED EARNINGS BEG - PAC | 112,142.54 | 112,142.54 | 112,142.54 | 112,142.54 | 112,142.54 | 112,142.54 | 112,142.54 | 112,142.54 | 112,142.54 |
| | | | Net Profit or Loss | (8,485.61) | (16,728.14) | (25,440.01) | (31,678.65) | (43,828.99) | (34,514.50) | (44,591.06) | (50,042.23) | (51,901.13) |
| | | | Total Equity | (1,663,008.91) | (1,546,190.44) | (1,554,902.31) | (1,561,140.95) | (1,573,291.29) | (1,563,976.80) | (1,574,053.36) | (1,579,504.53) | (1,581,363.43) |
| 221002 | 001 | 6000 | LTD:SRF CATAMOUNT ROAD | (118,715.69) | (118,486.69) | (118,256.69) | (118,026.69) | (117,805.69) | (117,563.69) | (117,330.69) | (117,096.69) | (116,862.69) |
| 221052 | 001 | 6000 | LTD:FORGIVABLE DEBT - SRF CATAMOUNT ROA | (37,307.26) | (37,188.07) | (37,068.88) | (36,949.69) | (36,830.50) | (36,711.31) | (36,592.12) | (36,472.93) | (36,353.74) |
| 223205 | 001 | 6000 | NOTE PAYABLE - PCP 2018 1.1M LOAN | (1,094,327.92) | (1,092,117.07) | (1,089,900.32) | (1,087,677.67) | (1,085,449.08) | (1,083,214.55) | (1,080,974.06) | (1,078,727.61) | (1,076,475.15) |
| | | | Long Term Debt | (1,250,350.87) | (1,247,791.83) | (1,245,225.89) | (1,242,654.05) | (1,240,085.27) | (1,237,489.55) | (1,234,896.87) | (1,232,297.23) | (1,229,691.58) |
| Current Liabilities | | | | | | | | | | | | |
| 221102 | 001 | 6000 | CURRENT PORTION LTD: CATAMOUNT RD | (2,681.00) | (2,691.00) | (2,701.00) | (2,710.00) | (2,710.00) | (2,730.00) | (2,740.00) | (2,750.00) | (2,759.00) |
| 221152 | 001 | 6000 | CURRENT PORTION LTD:FORGIVABLE DEBT - S | (1,430.28) | (1,430.28) | (1,430.28) | (1,430.28) | (1,430.28) | (1,430.28) | (1,430.28) | (1,430.28) | (1,430.28) |
| | | | Current Portion of Long Term Debt | (4,111.28) | (4,121.28) | (4,131.28) | (4,140.28) | (4,140.28) | (4,160.28) | (4,170.28) | (4,180.28) | (4,189.28) |
| 231000 | 001 | 6000 | ACCOUNTS PAYABLE | (2,551.70) | (6,809.98) | (2,987.61) | (4,232.29) | (2,778.99) | (1,229.45) | (2,108.03) | (3,656.05) | (4,348.00) |
| 184100 | 001 | 6000 | CLEARING ACCOUNT | - | - | - | - | - | - | - | - | - |
| 236115 | 001 | 6000 | LOCAL PROPERTY TAXES PAYABLE | (1,616.33) | (3,232.66) | (4,848.99) | (9,163.00) | (18,326.00) | - | - | (3,232.00) | - |
| 236119 | 001 | 6000 | ACCRUED TAXES | - | - | - | - | - | - | - | - | - |
| 237110 | 001 | 6000 | ACCRUED INTEREST PAYABLE | - | - | - | - | - | - | - | - | - |
| 241300 | 001 | 6000 | MISC CURRENT ACCRUED LIABILITY | (462.49) | (462.49) | (205.16) | (883.17) | (740.55) | (205.16) | (1,651.99) | (719.82) | (1,266.75) |
| 241350 | 001 | 6000 | ACCRUED LIABILITY - RETAINAGE | - | - | - | - | - | - | - | - | - |
| | | | | (4,630.52) | (10,505.13) | (8,041.76) | (14,278.46) | (21,845.54) | (1,434.61) | (3,760.02) | (7,607.87) | (5,614.75) |
| 235250 | 001 | 6000 | HARDSHIP CASES: CREDITS | - | - | - | - | - | - | - | - | - |
| 233400 | 001 | 6000 | INTERCO PAY/REC: PAC/TSC | - | - | - | - | - | - | - | - | - |
| 233500 | 001 | 6000 | INTERCO PAY/REC: PAC/PWS | - | - | - | - | - | - | - | - | - |
| 233800 | 001 | 6000 | AP INTERCO PAY/REC:PEU/PAC | (659.69) | (872.79) | (872.79) | (1,085.89) | (3,408.25) | (6,233.51) | (11,638.36) | (14,838.36) | (15,845.99) |
| 233600 | 001 | 6000 | INTERCO PAY/REC: PAC/PWW | (18,962.73) | (26,127.60) | (35,707.17) | (50,948.45) | (60,738.04) | (97,429.07) | (106,093.60) | (119,293.77) | (133,431.39) |
| 233650 | 001 | 6000 | INTERCO LOAN PWW/PAC: RSF | (12,954.74) | (12,954.74) | (12,954.74) | (12,954.74) | (12,954.74) | (12,954.74) | (12,954.74) | (12,954.74) | (12,954.74) |
| 233700 | 001 | 6000 | INTERCO PAY/REC: PAC/PEU | (0.07) | (0.23) | (0.41) | (0.61) | (1.08) | (2.08) | (3.94) | (6.70) | (9.90) |
| 223202 | 001 | 6000 | INTERCO ADV-PCP PROM NOTE 5/18 | - | - | - | - | - | - | - | - | - |
| 223800 | 001 | 6000 | INTERCO LOAN PAC - INTERGRATED | - | - | - | - | - | - | - | - | - |
| 223215 | 001 | 6000 | ST NOTE PAYABLE - PCP 2018 1.1M LOAN | (26,075.99) | (26,145.53) | (26,215.26) | (26,285.16) | (26,355.26) | (26,425.54) | (26,496.01) | (26,566.66) | (26,637.51) |
| 233300 | 001 | 6000 | INTERCO PAY/REC: PAC/PCP | (151,339.21) | (246,201.11) | (183,465.49) | (166,833.20) | (136,944.36) | (130,277.45) | (102,282.75) | (38,510.54) | (861.57) |
| | | | Total Current Liabilities | (218,734.23) | (326,928.41) | (271,388.90) | (276,526.79) | (266,387.55) | (278,917.28) | (267,399.70) | (223,958.92) | (199,545.13) |
| Other Deferred Credits | | | | | | | | | | | | |
| 282200 | 001 | 6000 | DEFERRED INCOME TAXES | (415,962.96) | (415,962.96) | (415,962.96) | (415,962.96) | (415,962.96) | (415,962.96) | (415,962.96) | (415,962.96) | (415,962.96) |
| 283100 | 001 | 6000 | ACCUM DEFERRED INC TAX - REG LIAB | (201,217.00) | (201,217.00) | (201,217.00) | (201,217.00) | (201,217.00) | (201,217.00) | (201,217.00) | (201,217.00) | (201,217.00) |
| | | | | (617,179.96) | (617,179.96) | (617,179.96) | (617,179.96) | (617,179.96) | (617,179.96) | (617,179.96) | (617,179.96) | (617,179.96) |

| | | | | | | | | | | | | | |
|--------|-----|------|---------------------------------------|-----------------------|-----------------------|-----------------------|-----------------------|-----------------------|-----------------------|-----------------------|-----------------------|-----------------------|-----------------------|
| 271200 | 001 | 6000 | CONTRIBUTIONS IN AID OF CONST | (750,286.50) | (750,286.50) | (750,286.50) | (750,286.50) | (750,286.50) | (750,286.50) | (750,286.50) | (750,286.50) | (750,286.50) | (750,286.50) |
| 271201 | 001 | 6000 | CIAC-WATER FILTRATION GRANT | (398,349.91) | (398,349.91) | (398,349.91) | (398,349.91) | (398,349.91) | (398,349.91) | (398,349.91) | (398,349.91) | (398,349.91) | (398,349.91) |
| | | | | (1,148,636.41) | (1,148,636.41) | (1,148,636.41) | (1,148,636.41) | (1,148,636.41) | (1,148,636.41) | (1,148,636.41) | (1,148,636.41) | (1,148,636.41) | (1,148,636.41) |
| | | | Reserve for Amort of CIAC: All | | | | | | | | | | |
| 272101 | 001 | 6000 | RESERVE FOR AMORT OF CIAC:PAC | 522,693.06 | 524,608.44 | 526,523.90 | 528,439.28 | 530,354.65 | 532,270.12 | 534,185.58 | 536,100.96 | 538,016.42 | |
| | | | | 522,693.06 | 524,608.44 | 526,523.90 | 528,439.28 | 530,354.65 | 532,270.12 | 534,185.58 | 536,100.96 | 538,016.42 | |
| | | | Total Deferred Credits | (1,243,123.31) | (1,241,207.93) | (1,239,292.47) | (1,237,377.09) | (1,235,461.72) | (1,233,546.25) | (1,231,630.79) | (1,229,715.41) | (1,227,799.95) | |
| | | | Total Equity & Liabilities | (4,375,217.32) | (4,362,118.61) | (4,310,809.57) | (4,317,698.88) | (4,315,225.83) | (4,313,929.88) | (4,307,980.72) | (4,265,476.09) | (4,238,400.09) | |
| | | | | - | - | - | - | - | - | - | - | - | |

| | 10 | 11 | 12 |
|--|---------------------|---------------------|---------------------|
| | Oct-21 | Nov-21 | Dec-21 |
| | 44,180.00 | 44,180.00 | 44,180.00 |
| | 16,153.19 | 16,153.19 | 16,153.19 |
| | 60,333.19 | 60,333.19 | 60,333.19 |
| | 71,250.05 | 71,250.05 | 71,250.05 |
| | 1,080.00 | 1,080.00 | 1,080.00 |
| | 935,239.12 | 935,239.12 | 935,239.12 |
| | 137,331.46 | 137,331.46 | 137,331.46 |
| | 38,270.60 | 38,270.60 | 38,270.60 |
| | 309,352.72 | 309,352.72 | 309,352.72 |
| | 1,492,523.95 | 1,492,523.95 | 1,492,523.95 |
| | 55,407.06 | 55,407.06 | 55,407.06 |
| | 1,651.09 | 1,651.09 | 1,651.09 |
| | 13,870.94 | 13,870.94 | 13,870.94 |
| | - | - | - |
| | 17,042.89 | 17,042.89 | 17,042.89 |
| | 41,963.48 | 41,963.48 | 41,963.48 |
| | 129,935.46 | 129,935.46 | 129,935.46 |
| | 5,000.00 | 5,000.00 | 5,000.00 |
| | 2,003.77 | 2,003.77 | 2,003.77 |
| | 124,788.30 | 124,788.30 | 124,788.30 |
| | 2,833.21 | 2,833.21 | 2,833.21 |
| | 642,373.35 | 642,373.35 | 642,373.35 |
| | 316,734.00 | 316,734.00 | 316,734.00 |
| | 216.00 | 216.00 | 216.00 |
| | 9,998.74 | 9,998.74 | 9,998.74 |
| | 69,021.53 | 69,021.53 | 69,021.53 |
| | 284.49 | 284.49 | 284.49 |
| | - | - | - |
| | 1,018,899.48 | 1,018,899.48 | 1,018,899.48 |
| | 176,678.50 | 176,678.50 | 176,678.50 |
| | 3,700.02 | 3,700.02 | 3,700.02 |
| | 117,207.78 | 117,207.78 | 117,207.78 |
| | 67,128.44 | 67,128.44 | 67,128.44 |
| | 84,566.55 | 84,566.55 | 84,078.55 |
| | 63,787.17 | 63,787.17 | 56,441.54 |
| | 90,328.27 | 90,328.27 | 90,328.27 |
| | 184.00 | 184.00 | 184.00 |
| | 14,550.00 | 14,550.00 | 14,550.00 |
| | 1,495.00 | 1,495.00 | 1,495.00 |
| | 2,811,778.60 | 2,811,778.60 | 2,803,944.97 |

| | | |
|---------------------|---------------------|---------------------|
| 9,687.95 | 9,687.95 | 9,687.95 |
| 31,159.42 | 31,159.42 | 31,159.42 |
| 30,662.09 | 30,662.09 | 30,662.09 |
| 24,555.64 | 24,555.64 | 24,555.64 |
| 19,744.54 | 19,744.54 | 19,744.54 |
| 115,809.64 | 115,809.64 | 115,809.64 |
| 75,550.65 | 75,550.65 | 75,550.65 |
| 75,550.65 | 75,550.65 | 75,550.65 |
| 4,685,931.49 | 4,685,931.49 | 4,678,097.86 |
| (2,181,460.20) | (2,189,699.75) | (2,197,244.98) |
| 244,326.41 | 244,326.41 | 244,326.41 |
| 197,206.56 | 197,206.56 | 197,503.87 |
| 1,739,927.23 | 1,748,166.78 | 1,755,414.70 |
| 2,946,004.26 | 2,937,764.71 | 2,922,683.16 |
| - | - | - |
| 2,946,004.26 | 2,937,764.71 | 2,922,683.16 |
| - | - | - |
| - | - | - |
| - | - | 517.71 |
| - | - | 236.12 |
| - | - | (16,575.82) |
| - | - | 30,595.85 |
| - | - | 1,145.16 |
| 43,768.36 | 21,043.77 | 24,434.10 |
| - | - | - |
| (500.00) | (500.00) | (775.98) |
| 76,024.00 | 84,863.00 | 84,664.00 |
| - | - | - |
| - | - | - |
| - | - | - |
| - | - | - |
| - | - | - |

| | | |
|---------------------|---------------------|---------------------|
| 2,051.34 | 1,067.32 | 83.34 |
| - | - | - |
| 450.00 | 654.33 | 1,650.00 |
| - | 35,492.00 | 26,619.00 |
| 2,501.34 | 37,213.65 | 28,352.34 |
| - | - | 6,977.97 |
| 33,800.82 | 20,603.12 | 35,754.62 |
| 33,800.82 | 20,603.12 | 42,732.59 |
| 155,594.52 | 163,223.54 | 195,326.07 |
| 1,120,695.43 | 1,117,663.57 | 1,114,631.72 |
| - | - | - |
| - | - | - |
| - | - | - |
| - | - | - |
| 2.98 | 0.11 | - |
| 2,681.00 | 2,626.29 | 2,571.58 |
| 9,394.41 | 9,265.72 | 9,137.03 |
| - | - | - |
| - | - | - |
| - | - | - |
| - | - | - |
| - | - | - |
| 31,898.60 | 31,898.60 | 34,198.60 |
| - | - | - |
| 3,668.50 | 3,668.50 | 3,668.50 |
| - | - | - |
| - | - | - |
| (3,668.50) | (3,668.50) | (3,668.50) |
| 1,164,672.42 | 1,161,454.29 | 1,160,538.93 |
| - | - | - |
| 19,833.89 | 19,771.56 | 19,709.23 |
| 1,184,506.31 | 1,181,225.85 | 1,180,248.16 |
| 4,286,105.09 | 4,282,214.10 | 4,298,257.39 |
| (100.00) | (100.00) | (100.00) |
| (1,641,504.84) | (1,641,504.84) | (1,641,504.84) |

| | | |
|-----------------------|-----------------------|-----------------------|
| 112,142.54 | 112,142.54 | 112,142.54 |
| (3,918.72) | (13,380.50) | (12,915.46) |
| (1,533,381.02) | (1,542,842.80) | (1,542,377.76) |
| (116,627.69) | (116,391.69) | (116,154.69) |
| (36,234.55) | (36,115.36) | (35,996.17) |
| (1,074,216.70) | (1,071,952.22) | (1,069,681.71) |
| (1,227,078.94) | (1,224,459.27) | (1,221,832.57) |

| | | |
|-------------------|-------------------|-------------------|
| (2,769.00) | (2,779.00) | (2,789.00) |
| (1,430.28) | (1,430.28) | (1,430.28) |
| (4,199.28) | (4,209.28) | (4,219.28) |

| | | |
|--------------------|-------------------|-------------------|
| (1,420.16) | (3,163.40) | (3,976.85) |
| - | - | - |
| (11,060.67) | (3,232.00) | - |
| - | - | - |
| - | - | - |
| (1,376.00) | (869.12) | (1,079.05) |
| - | - | - |
| (13,856.83) | (7,264.52) | (5,055.90) |

| | | |
|--------------|--------------|--------------|
| - | - | - |
| - | - | - |
| - | - | - |
| (20,089.59) | (20,404.99) | (22,238.22) |
| (221,937.93) | (219,311.67) | (234,475.53) |
| (12,954.74) | (12,954.74) | (12,954.74) |
| (13.65) | (17.87) | - |
| - | - | - |
| - | - | - |
| (26,708.54) | (26,779.76) | (26,851.16) |

| | | |
|---------------------|---------------------|---------------------|
| - | - | - |
| (299,760.56) | (290,942.83) | (305,794.83) |

| | | |
|---------------------|---------------------|---------------------|
| (415,962.96) | (415,962.96) | (422,161.46) |
| (201,217.00) | (201,217.00) | (201,217.00) |
| (617,179.96) | (617,179.96) | (623,378.46) |

| | | |
|-----------------------|-----------------------|-----------------------|
| (750,286.50) | (750,286.50) | (750,286.50) |
| (398,349.91) | (398,349.91) | (398,349.91) |
| (1,148,636.41) | (1,148,636.41) | (1,148,636.41) |
| 539,931.80 | 541,847.17 | 543,762.64 |
| 539,931.80 | 541,847.17 | 543,762.64 |
| (1,225,884.57) | (1,223,969.20) | (1,228,252.23) |
| (4,286,105.09) | (4,282,214.10) | (4,298,257.39) |
| - | - | - |

PWW

PEU

PAC

| | | | | | | 1 | 2 | 3 |
|--------------------------------|---------------------------------|--------------------------------|---------------------------------|--------------------------------|--------------------------------|---------------------|---------------------|---------------------|
| | | | | | | Jan-20 | Feb-20 | Mar-20 |
| Water Sales | | Water Sales | | Water Sales | | | | |
| 460100 | WATER SLS:BILLED CAP REC SURCG | 460100 | WATER SLS:BILLED CAP REC SURCG | | | (15,143.46) | (15,193.41) | (15,186.16) |
| 461000 | WATER SALES: BILLED REVENUE | 461000 | WATER SALES: BILLED REVENUE | 461000 | WATER SALES: BILLED REVENUE | (2,267,548.57) | (2,604,222.31) | (2,260,460.54) |
| 461001 | WATER SALES BILLED RECOUPMENT | 461001 | WATER SALES BILLED RECOUPMENT | 461001 | WATER SALES BILLED RECOUPMENT | (51,253.36) | (46,153.18) | (37.79) |
| 461100 | WATER SALES: UNBILLED REVENUE | 461100 | WATER SALES: UNBILLED REVENUE | 461100 | WATER SALES: UNBILLED REVENUE | (218,690.00) | 512,391.00 | (273,816.00) |
| 461200 | WATER SALES-UNBILLED RECOUPMNT | 461200 | WATER SALES-UNBILLED RECOUPMNT | 461200 | WATER SALES-UNBILLED RECOUPMNT | 51,253.36 | 46,153.18 | 37.79 |
| 461300 | WATER SLS:UNBIL CAP REC RECOUP | 461300 | WATER SLS:UNBIL CAP REC RECOUP | | | - | - | - |
| 461400 | WATER SLS:BILLED CAP REC RECOUP | 461400 | WATER SLS:BILLED CAP REC RECOUP | | | - | - | - |
| 471100 | QCPAC SURCHARGE | 471100 | QCPAC SURCHARGE REVENUE | | | (17,442.03) | (167,674.54) | (121,644.84) |
| 467000 | INTERCONNECT - PEU | | | | | - | - | - |
| 460200 | CBFRR REVENUES | 460200 | CBFRR REVENUES | 460200 | CBFRR REVENUES | (733,491.68) | (733,491.68) | (733,491.68) |
| 460998 | CBFRR REVENUES - CONTRA | 460998 | CBFRR REVENUES - CONTRA | 460998 | CBFRR REVENUES - CONTRA | 733,491.68 | 733,491.68 | 733,491.68 |
| 462000 | FIRE PROTECTION REVENUE | 462000 | FIRE PROTECTION REVENUE | 462000 | FIRE PROTECTION REVENUE | (515,726.51) | (515,811.77) | (515,891.09) |
| | | | | | | 3,034,550.57 | 2,790,511.03 | 3,186,998.63 |
| 466000 | WATER SALES FOR RESALE | | | | | - | - | - |
| Other Operating Revenue | | Other Operating Revenue | | Other Operating Revenue | | | | |
| 415200 | JOBGING REVENUE | | | | | (16,597.36) | (8,085.06) | (19,733.76) |
| 474001 | FINANCE CHARGES | | | | | - | - | - |
| 471300 | MISC OPERATING REVENUE | 471300 | MISC OPERATING REVENUE | 471300 | MISC OPERATING REVENUE | (5,315.00) | (6,196.00) | (4,335.00) |
| 416000 | JOBGING EXPENSE | | | | | 5,632.16 | 1,762.87 | 7,873.81 |
| 472600 | LEASE INCOME | | | | | (1,010.14) | (1,010.14) | (1,010.14) |
| 474000 | OTHER WATER REVENUE | | | | | (9,067.61) | (9,072.36) | (9,077.90) |
| | | | | | | 26,357.95 | 22,600.69 | 26,282.99 |
| Total Revenues | | Total Revenues | | Total Revenues | | 3,060,908.52 | 2,813,111.72 | 3,213,281.62 |
| Production Expenses | | Production Expenses | | Production Expenses | | | | |
| 601100 | OTHER PROD LABOR: CORE | 601100 | OTHER PRODUCTION LABOR | | | 8,313.05 | 4,437.85 | 5,178.27 |
| 601100 | OTHER PROD LABOR:TREAT PLANT | | | 601100 | OTHER PROD LABOR:TREAT PLANT | - | - | - |
| 601101 | OTHER PROD LABOR: COMM SYSTEMS | | | | | 1,079.64 | 761.06 | - |
| 601500 | OTHER PROD LABOR:SRCE/SUPPLY | | | | | 1,150.07 | 1,632.84 | 3,505.57 |
| 602000 | PURCH WATER: MILFORD-BARTLETT | | | | | 162.81 | 162.80 | 166.13 |
| 602100 | PURCH WATER: INTERCONNECT | 602100 | PURCH WATER: INTERCONNECT | | | 17,831.59 | 17,583.09 | 16,816.55 |
| 602200 | PURCH WATER: COHAS | 602200 | PURCH WATER: COHAS | | | 23,092.44 | 22,173.84 | 23,398.64 |
| 602205 | PURCH WATER: SMYTHE WOODS | 602205 | PURCH WATER: SMYTHE WOODS | | | 838.47 | 779.92 | 826.76 |
| 602300 | PURCHASED WATER: BIRCH HILL | 602300 | PURCHASED WATER: BIRCH HILL | | | 4,153.67 | 1,954.67 | 2,209.67 |
| 602400 | PURCHASED WATER: DREW WOODS | | | | | 8,555.11 | 8,555.11 | 9,698.95 |
| 602450 | PURCH WATER: BROOK PARK | 602450 | PURCH WATER: BROOK PARK | | | 4,121.82 | 3,411.44 | 3,665.58 |

| | | | | | | |
|--------|--------------------------------|--------|--------------------------------|--------------------------------|-----------|-----------|
| 602500 | PURCH WATER: GREATBROOK | | | 1,035.58 | 931.70 | 931.70 |
| 602500 | PURCH WATER: SPRINGWOOD | 602500 | PURCH WATER: SPRINGWOOD | 1,154.44 | 1,139.13 | 1,195.78 |
| 602502 | PURCH WATER: LITTLE POND | | | 1,658.44 | 1,551.27 | 1,199.14 |
| 602550 | PURCH WATER: SOUHEGAN WOODS | | | 107.07 | 107.07 | 108.74 |
| 602600 | PURCH WATER: GREENFIELD | | | 4,565.58 | 4,565.58 | 4,565.58 |
| 602600 | PURCH WATER: HUDSON | 602600 | PURCH WATER: HUDSON | 6,204.74 | 5,072.75 | 5,072.75 |
| 602650 | PURCH WATER: SOUTH RD: LY | 602650 | PURCH WATER: SOUTH RD: LY | 176.91 | 176.91 | 208.36 |
| 602670 | PURCH WATER: DONALD STREET | | | 4,343.04 | 3,874.64 | 3,991.74 |
| 602675 | PURCH WATER:FEDERAL HL-MILFORD | | | 764.19 | 764.19 | 764.19 |
| 602680 | PURCHASED WTR: ASHLEY COMMONS | | | 381.72 | 362.46 | 362.46 |
| 602700 | PURCH WATER: PINE CREEK-LITCH | 602700 | PURCH WATER: PINE CREEK-LITCH | 396.90 | 485.69 | 392.30 |
| 602730 | PURCH WATER: WESCO | 602730 | PURCH WATER: WESCO | 15,560.88 | 4,446.51 | 4,446.51 |
| 602815 | PURCH WATER: GREENHILLS | 602815 | PURCH WATER: GREENHILLS | 4,827.17 | 3,743.77 | 2,957.17 |
| 602860 | PURCH WATER: SETTLERS LN(OKWD) | 602860 | PURCH WATER: SETTLERS LN(OKWD) | 2,241.05 | 2,241.05 | 2,503.53 |
| 602880 | PURCHASED WATER: MAPLE HILLS | 602880 | PURCHASED WATER: MAPLE HILLS | 5,351.89 | 5,351.89 | 6,666.11 |
| 602900 | PURCH WATER: FRANCOUER TRUCKS | 602900 | PURCH WATER: FRANCOUER TRUCKIN | - | - | - |
| 603100 | OTHER PROD MATERIAL & EXPENSE | | | - | - | - |
| 603101 | TRT PLANT: OFFICE SUPPLIES | | | 726.92 | 1,196.29 | 1,307.99 |
| 603500 | OTHER PROD MAT&EXP: SRC/SUPPLY | | 603500 | OTHER PROD MAT&EXP: SRC/SUPPLY | - | - |
| 610200 | SUPERINTENDENCE - WTP | | 610200 | SUPERINTENDENCE: WTP-PAC | 27,146.65 | 20,673.61 |
| 610200 | SALARIES - WTP | 610200 | SALARIES - WTP | - | - | - |
| 610201 | BENEFITS - WTP | 610201 | BENEFITS - WTP | - | - | - |
| 610201 | | | 610201 | BENEFITS: WTP-PAC | - | - |
| 610300 | OFFICE SALARIES & WAGES: WTP | | | 26,654.26 | 23,583.04 | 25,762.36 |
| 623100 | POWER PURCHASED: TRT PLT ELEC | | 623100 | POWER PURCHASED: TRT PLT ELEC | 41,274.62 | 34,450.37 |
| 623102 | POWER PURCHASED: BT ELECTRIC | | | 205.93 | 242.84 | 172.73 |
| 623103 | POWER PURCHASED: AVD ELECTRIC | | | 149.30 | 169.07 | 179.05 |
| 623110 | POWER PURCHASED: ATHERTON COMM | | | 158.86 | 176.59 | 149.25 |
| 623112 | POWER PURCHASED: RICHARDSON | | | - | - | - |
| 623113 | POWER PURCHASED: HI-LO | | | 488.04 | 479.82 | 506.18 |
| 623114 | POWER PURCHASED: TWIN RIDGE | | | 1,154.44 | 1,090.19 | 1,037.84 |
| 623115 | POWER PURCHASED: DREW | | | 1,833.99 | 1,804.98 | 1,793.94 |
| 623116 | POWER PURCHASED: GLENN RIDGE | | | 801.18 | 746.47 | 851.09 |
| 623117 | POWER PURCHASED: ASHLEY COMMON | | | - | - | - |
| 623118 | POWER PURCHASED: BEDFORD | | | - | - | - |
| 623119 | POWER PURCHASED: GREATBROOK | | | - | - | - |
| 623120 | POWER PURCHASED: MAPLE HAVEN | | | 802.63 | 767.30 | 767.50 |
| 623121 | POWER PURCHASED: GLENWDLANDS | | | 680.75 | 604.65 | 591.73 |
| 623122 | POWER PURCHASED: COUNTY RD-BDF | | | 1,312.60 | 1,518.59 | 1,125.92 |
| 623123 | POWER PURCHASED:BOWERS LANDING | | | 866.50 | 832.28 | 647.57 |
| 623124 | POWER PURCH: PILGRIM CR-NASHUA | | | 551.48 | 488.69 | 351.94 |
| 623200 | POWER PURCHASED: MERR RIVER | | | 8,490.84 | 5,672.60 | 14,880.71 |
| 623201 | COHAS PUMP STAT: LY - POWER | 623201 | COHAS PUMP STAT: LY - POWER | 1,874.63 | 1,742.00 | 1,704.57 |
| 623210 | POWER PURCHASED: SNOW STA GAS | | | 63.61 | 54.48 | 54.48 |
| 623211 | BOOSTER STAT: TIMB - ELECTRIC | | | 7,111.79 | 6,435.07 | 6,964.23 |
| 623211 | W&E PUMP STATION: WM - POWER | 623211 | W&E PUMP STATION: WM - POWER | 1,737.37 | 1,349.01 | 811.31 |

| | | | | | |
|--------|--------------------------------|--------|----------|----------|----------|
| 623212 | BOOSTER STAT: ARMORY-ELECTRIC | | 949.19 | 882.58 | 857.19 |
| 623220 | STONE SLED BOOST: BOW - POWER | 623220 | 410.23 | 439.43 | 434.55 |
| 623225 | STONE RDG BOOSTER:EXETER-POWER | 623225 | 677.52 | 647.33 | 526.37 |
| 623231 | CASTLE REACH PUMP ST:WM -POWER | 623231 | 713.92 | 603.78 | 711.33 |
| 623240 | POWER PURCHASED: FOUNDERS VIL | | 1,099.35 | 881.51 | 634.55 |
| 623241 | FOREST HILLS PUMP ST: LY-POWER | 623241 | 108.76 | 140.10 | 184.49 |
| 623245 | DANIELS LAKE: POWER | 623245 | 589.75 | 468.78 | 476.21 |
| 623250 | POWER PURCHASED: LOCKE LAKE | 623250 | 3,388.27 | 3,103.69 | 2,967.78 |
| 623251 | POWER PURCHASED: BIRCH HILL | 623251 | 588.85 | 405.21 | 590.65 |
| 623252 | BOOSTER STAT: BADGER HILL-ELEC | | 1,576.49 | 796.92 | 1,446.32 |
| 623252 | POWER PURCHASED: MIDDLETON | 623252 | 842.91 | 866.34 | 814.99 |
| 623261 | LAMPLIGHTER PUMP ST: WM -POWER | 623261 | 882.40 | 744.72 | 810.50 |
| 623271 | THURSTON WOODS PUMP ST:LEE-PWR | 623271 | 536.04 | 520.95 | 446.17 |
| 623278 | BOOSTER STAT: BOWERS LAND:ELEC | | - | - | - |
| 623281 | FLETCHERS CORNER ST: WM-POWER | 623281 | 1,213.50 | 1,126.43 | 1,118.76 |
| 623290 | CHESTERBROOK PUMP STAT: POWER | 623290 | - | - | - |
| 623301 | GOLDENBROOK PUMP ST: WM -POWER | 623301 | 723.98 | 655.10 | 635.67 |
| 623321 | SHAKER HGHTS PUMP STAT: POWER | 623321 | 157.44 | 223.25 | 223.09 |
| 623350 | BOOSTER STAT: COBURN ELECTRIC | | 670.37 | 640.17 | 629.47 |
| 623351 | BEAVER HOLLOW PUMP ST: SN-PWR | 623351 | 377.19 | 775.84 | 578.50 |
| 623362 | BOOSTER STAT: CABOT PRES-ELEC | | 606.92 | 641.44 | 564.09 |
| 623372 | BOOSTER STAT: VALLEFIELD-ELEC | | 788.19 | 723.97 | 791.16 |
| 623376 | CLEARWATER EST: RAYMOND: POWER | 623376 | 856.90 | 796.07 | 823.60 |
| 623401 | HARDWOOD PUMP ST: WM - POWER | 623401 | 1,029.18 | 909.36 | 878.44 |
| 623403 | BOOSTER STAT: ENGLISH WDS-ELEC | | 419.68 | 494.09 | 478.51 |
| 623421 | WHITE ROCK PUMP ST:BOW - POWER | 623421 | 1,220.73 | 1,194.29 | 1,278.05 |
| 623428 | BOOSTER STAT:INDIAN RCK-ELECT | | 366.01 | 365.68 | 314.51 |
| 623441 | ROLLING HILLS PUMP ST:PW -PWR | 623441 | 65.14 | 39.79 | 51.33 |
| 623450 | BOOSTER STAT: PWDR HILL-ELEC | | 1,429.75 | 1,429.06 | 1,294.83 |
| 623471 | GILCREAST BOOSTER STAT:LY-PWR | 623471 | 50.72 | 49.75 | 49.36 |
| 623478 | BOOSTER STAT:FEDERAL HILL-ELEC | | 780.54 | 712.80 | 573.01 |
| 623500 | BOOSTER STAT: PINE HILL-ELECT | | 697.35 | 851.48 | 801.80 |
| 623501 | SPRINGWOOD HLS PUMP ST:WM -PWR | 623501 | 394.13 | 377.62 | 360.70 |
| 623550 | BOOSTER STAT: AUTUMN WDS-ELEC | | 1,506.82 | 1,372.27 | 1,511.51 |
| 623551 | DARRAH BOOSTER STAT: LY- POWER | 623551 | 929.44 | 1,031.67 | 825.71 |
| 623653 | BOOSTER STAT:SOUHEGAN WDS-ELEC | | 850.41 | 799.36 | 762.25 |
| 623621 | COLONIAL DR BOOSTER ST:LF-PWR | 623621 | 293.02 | 281.57 | 284.84 |
| 623651 | SOUTH RD BOOSTER STAT: LY -PWR | 623651 | 317.07 | 384.09 | 307.11 |
| 623671 | MEADOWVIEW PUMP STAT: PM - PWR | 623671 | 657.94 | 1,611.36 | 807.40 |
| 623672 | BOOSTER STAT: DONALD ST-ELEC | | 1,240.44 | 1,210.36 | 1,075.33 |
| 623701 | NESENKEAG PUMP STAT: LY -POWER | 623701 | - | - | - |
| 623702 | BOOSTER STAT: ORCHARD-ELECTRIC | | 587.29 | 550.41 | 530.92 |
| 623731 | WESCO BOOSTER STAT: HT - POWER | 623731 | 629.02 | 694.59 | 547.18 |
| 623751 | BOOSTER STAT: SKY MEADOW-ELEC | | 1,531.20 | 1,273.95 | 1,184.64 |
| 623751 | ATKINSON PUMP STAT: AN - POWER | 623751 | 257.74 | 274.47 | 292.59 |

| | | | | | | | |
|--------|--------------------------------|--------|--------------------------------|-------------------------------|-----------|-----------|-----------|
| 623772 | BOOSTER STAT: GREAT BAY - ELEC | | | | 688.54 | 714.01 | 637.47 |
| 623801 | W&E BOOSTER STATION: WM -POWER | 623801 | W&E BOOSTER STATION: WM -POWER | | 459.93 | 412.38 | 387.65 |
| 623805 | SPRUCE POND PUMP STA: WM - PWR | 623805 | SPRUCE POND PUMP STA: WM - PWR | | 1,202.45 | 1,194.31 | 1,361.41 |
| 623810 | BOOSTER STAT: DUNSTABLE-ELEC | | | | 1,311.80 | 1,335.44 | 1,245.97 |
| 623811 | LIBERTY TREE PUMP ST: RD-POWER | 623811 | LIBERTY TREE PUMP ST: RD-POWER | | 865.95 | 761.21 | 666.25 |
| 623816 | GREEN HILLS PUMP ST: RD -POWER | 623816 | GREEN HILLS PUMP ST: RD -POWER | | - | - | - |
| 623841 | MINISTERIAL HEIGHTS PS:LY -PWR | 623841 | MINISTERIAL HEIGHTS PS:LY -PWR | | 599.60 | 626.08 | 715.89 |
| 623851 | BOOSTER STAT: KESSLER-ELECTRIC | | | | 352.65 | 369.57 | 333.58 |
| 623851 | PINE HAVEN PUMP ST: LY - POWER | 623851 | PINE HAVEN PUMP ST: LY - POWER | | 231.65 | 241.16 | 203.02 |
| 623861 | BOOSTER STAT: SHAKESPEAR -ELEC | | | | 526.15 | 491.62 | 457.15 |
| 623882 | HARVEST VIL PUMP ST: LY -POWER | 623882 | HARVEST VIL PUMP ST: LY -POWER | | 393.34 | 440.84 | 345.62 |
| 623892 | BOOSTER STAT: SWEET HILL-ELECT | | | | 770.47 | 241.82 | 432.79 |
| 623961 | WILLIAMSBURG PUMP ST: PM-POWER | 623961 | WILLIAMSBURG PUMP ST: PM-POWER | | 1,018.40 | 3,260.59 | 2,102.16 |
| 623962 | BOOSTER STAT: MILFORD ELECTRIC | | | | 1,074.79 | 1,565.51 | 1,083.04 |
| 623971 | BOOSTER STAT: SOUHEGAN - ELEC | | | | 841.42 | 683.31 | 681.66 |
| 623971 | AVERY PUMP ST: LY - POWER | 623971 | AVERY PUMP ST: LY - POWER | | - | - | - |
| 623975 | BOOSTER STAT: PILGRIM HL-ELECT | | | | 254.57 | 253.23 | 239.71 |
| 623976 | BOOSTER STAT:TARA HEIGHTS | | | | 844.02 | 828.01 | 733.92 |
| 623981 | MAPLE HILLS PUMP ST: DY -POWER | 623981 | MAPLE HILLS PUMP ST: DY -POWER | | 573.93 | 649.61 | 570.85 |
| 623990 | BOOSTER STAT: E STREET ELECT | | | | 279.53 | 276.10 | 218.08 |
| 623991 | GAGE HILL PUMP ST: PM - POWER | 623991 | GAGE HILL PUMP ST: PM - POWER | | 238.36 | 649.48 | 407.07 |
| 623993 | NORTHERN SHORES-TILTON: POWER | 623993 | NORTHERN SHORES-TILTON: POWER | | 392.93 | 339.38 | 344.01 |
| 623994 | WINNISQUAM VILLAGE POWER | 623994 | WINNISQUAM VILLAGE POWER | | 418.67 | 399.67 | 385.02 |
| 623995 | WOOD MEADOWS - POWER | 623995 | WOOD MEADOWS - POWER | | - | - | - |
| 623996 | EAST DERRY PUMP ST: DY - POWER | 623996 | EAST DERRY PUMP ST: DY - POWER | | 254.24 | 204.35 | 199.23 |
| 623997 | SKYVIEW ESTATES-PELHAM POWER | 623997 | SKYVIEW ESTATES-PELHAM POWER | | 481.45 | 1,275.21 | 807.12 |
| 623998 | MACGREGOR CUT - POWER | 623998 | MACGREGOR CUT - POWER | | 536.70 | 506.06 | 417.50 |
| 623999 | POWER PURCHASED: CONSULTING | | | | 165.00 | 165.00 | 165.00 |
| 623999 | OPER LABOR: TREATMENT PLANT | 623999 | OPER LABOR: TREATMENT PLANT | | - | - | - |
| 624100 | OPER LABOR: TREATMENT PLANT | | 624100 | OPER LABOR: TREATMENT PLANT | 32,355.95 | 30,843.07 | 33,281.39 |
| 624100 | OPER EXP T PLANT: MAT & EXP | 624100 | OPER EXP T PLANT: MAT & EXP | | - | - | - |
| 626100 | OPER EXP T PLANT: MAT & EXP | 626100 | OPER EXP T PLANT: MAT & EXP | 626100 | 1,038.65 | 1,654.28 | 2,272.01 |
| 626110 | OPER EXP T PLANT: GAS/OIL | | 626110 | OPER EXP T PLANT: GAS/OIL | 8,708.04 | 8,882.89 | 5,623.82 |
| 626120 | OPER EXP T PLANT: PHONE | | 626120 | OPER EXP T PLANT: PHONE | 1,363.34 | 1,188.71 | 1,210.45 |
| 626120 | OP EXP-SCADA&ALARM MSTR DIALER | 626120 | OP EXP-SCADA&ALARM MSTR DIALER | | 1,216.01 | - | 1,203.31 |
| 626122 | OPER EXP T PLANT: HOUSEKEEPING | | | | 196.23 | - | 380.35 |
| 626130 | OPER EXP WTP: SMALL TOOLS | | | | 2,658.78 | 623.01 | 67.94 |
| 626200 | OPER EXP SNOW STA: MAT & EXP | | | | - | - | - |
| 626300 | OPER EXP MERR RIVER: MAT & EXP | | | | - | - | - |
| 631100 | MAINT STRUCT:T PLANT/D&M/SNOW | | | | 3,410.30 | 4,799.40 | 3,584.09 |
| 631100 | MAINT STRUCT: BOOSTER STATION | 631100 | MAINT STRUCT: BOOSTER STATION | | - | 110.05 | 102.82 |
| 631100 | MAINT STRUCT: TREATMENT PLANT | | 631100 | MAINT STRUCT: TREATMENT PLANT | 76.76 | 76.76 | 80.00 |
| 631101 | MAINT STRUCT:COMM SYS/BOOSTERS | | | | - | 112.65 | 75.82 |
| 631102 | MAINT OF STRUCT: CORE BOOSTERS | | | | - | 110.57 | 261.54 |
| 631200 | MAINT STRUCT: SNOW STATION | | | | - | - | - |

| | | | | | | | |
|--------|--------------------------------|--------|--------------------------------|--------------------------------|-------------------------------|-----------|-----------|
| 631500 | MAINT STRUCT: SRCE/SUPPLY | | 631500 | MAINT STRUCT: SOURCE OF SUPPLY | 7,517.67 | 3,513.64 | 1,841.54 |
| 631500 | MAINT PUMP EQUIP: LABOR | 631500 | MAINT PUMP EQUIP: LABOR | | - | - | - |
| 633100 | MAINT PUMP EQUIP:TREATMENT PLT | | | | 1,067.98 | 5,257.40 | 1,473.17 |
| 633105 | MAIN OF STRUCT:BOOSTER STATION | 633105 | MAIN OF STRUCT:BOOSTER STATION | | - | 5,562.27 | 6,149.68 |
| 633106 | MAINT PUMP EQUIP: CORE SYSTEMS | | | | - | 2,109.16 | 716.70 |
| 633100 | MAINT PUMP EQUIP: MAT & EXP | 633100 | MAINT PUMP EQUIP: MAT & EXP | 633100 | MAINT PUMP EQU: HIGH LIFT ELC | 230.00 | - |
| 633110 | MAINT OF PUMP EQUIP: COMM SYS | | | | - | 52.99 | 3,699.75 |
| 633140 | MAINT CORE BOOSTER STAT: PHONE | 633140 | MAINT BOOST ST: PHONE | | - | - | - |
| 633150 | MAINT COMM BOOSTER STAT:PHONE | | | | - | - | - |
| 633150 | MAINT BOOST ST:GAS/OIL/PROPANE | 633150 | MAINT BOOST ST:GAS/OIL/PROPANE | | 73.04 | 74.35 | 74.35 |
| 633155 | MAIN COM BOOST ST:GAS/OIL/PROP | | | | - | - | - |
| 633155 | BOOSTER STATION GENERAL MAINT | 633155 | BOOSTER STATION GENERAL MAINT | | 1,006.95 | 3,966.60 | 1,538.92 |
| 633160 | MAINT CORE BOOST:GAS/OIL/PROPN | | | | 632.52 | 747.73 | 199.16 |
| 652300 | PWW-DUTY PAY (WTP) | | | | 1,808.00 | 1,760.00 | 1,708.00 |
| 633198 | BOOST STAT GEN MAINT: COM SYS | | | | 14,855.26 | 16,206.91 | 8,327.87 |
| 633199 | BOOSTER STATION GENERAL MAINT | | 633199 | BOOSTER STATION GENERAL MAINT | 5,158.04 | 9,610.84 | 5,010.85 |
| 633199 | W&E PUMP STA: WM | 633199 | W&E PUMP STA: WM | | 50,029.91 | 47,245.34 | 45,785.36 |
| 633210 | W&E PUMP STA: WM - CHEMICALS | 633210 | W&E PUMP STA: WM - CHEMICALS | | 2,936.13 | 1,600.00 | 2,261.22 |
| 633212 | W&E PUMP STA: WM - PROPANE | 633212 | W&E PUMP STA: WM - PROPANE | | - | - | - |
| 633214 | HARDWOOD PUMP STA: WM | 633214 | HARDWOOD PUMP STA: WM | | - | - | - |
| 633400 | HARVEST VLGE PUMP STA: LY | 633400 | HARVEST VLGE PUMP STA: LY | | 800.00 | 400.00 | 400.00 |
| 633881 | AVERY PUMP STA: LY - TELEPHONE | 633881 | AVERY PUMP STA: LY - TELEPHONE | | - | - | - |
| 633973 | CHLORINE: | 633973 | CHLORINE: | | - | - | - |
| 641110 | CHLORINE: TREATMENT PLANT | | 641110 | CHLORINE: TREATMENT PLANT | 2,364.03 | 2,192.92 | 2,767.01 |
| 641110 | FERRIC CHLORIDE | 641110 | FERRIC CHLORIDE | | 339.17 | 105.06 | 95.76 |
| 641111 | CHLORINE: COMMUNITY SYSTEMS | | | | 41.80 | 44.46 | 23.94 |
| 641120 | FERRIC CHLORIDE | | | | 23,222.83 | 20,671.48 | 22,897.81 |
| 641120 | CORROSION INHIBITOR | 641120 | CORROSION INHIBITOR | | - | - | - |
| 641120 | ALUM. SULFATE/FERRIC CHLORIDE | | 641120 | ALUM. SULFATE/FERRIC CHLORIDE | - | - | - |
| 641130 | AMMONIUM SULFATE-COMM SYSTEMS | | | | - | - | - |
| 641140 | POLYMERS | | 641140 | POLYMERS | 876.05 | 876.05 | 1,362.75 |
| 641150 | CARBON DIOXIDE: GAS - CORE | | | | - | - | - |
| 641160 | CORROSION INHIBITOR | | 641160 | CORROSION INHIBITOR | 3,147.56 | 3,118.81 | 3,593.10 |
| 641160 | MISC TREATMENT CHEMICALS | 641160 | MISC TREATMENT CHEMICALS | | 35.93 | - | 35.93 |
| 641161 | ZINC ORTHOPHOSPHATE-COMM SYS | | | | - | - | - |
| 641165 | CHEMICALS: BON TERRAIN | | | | - | - | - |
| 641170 | MISC TREATMENT CHEMICALS | | | | - | 13,603.38 | - |
| 641170 | CARBON DIOXIDE | 641170 | CARBON DIOXIDE | | - | - | - |
| 641180 | ARSENIC MEDIA REPLACEMENT | 641180 | ARSENIC MEDIA REPLACEMENT | | - | - | - |
| 641190 | TKPP DRY | | | | 1,554.86 | 1,554.86 | 1,410.63 |
| 641190 | LABORATORY EXPENSE | 641190 | LABORATORY EXPENSE | | - | 8,805.22 | - |
| 641191 | ARSENIC MEDIA REPLACEMENT | | | | - | - | - |
| 641201 | POLYPHOSPHATE: CORE | 641201 | POLYPHOSPHATE | | 37.26 | 56.19 | 37.46 |
| 641203 | POTASSIUM PERMAGATE | 641203 | POT PERM | | 274.34 | 137.17 | - |
| 641205 | SODIUM HYDROXIDE | 641205 | SODIUM HYDROXIDE | | 22,091.29 | 20,389.48 | 18,015.86 |

| | | | | | | | |
|--------|---|--------|---|--------|-------------------|-------------------|-------------------|
| 641206 | SALT | 641206 | SALT | | 1,595.63 | 772.53 | 3,586.20 |
| 641210 | SODIUM HEXAMETAPHOSPHATE | 641210 | SODIUM HEXAMETAPHOSPHATE | | - | - | - |
| 641212 | POT ASH | 641212 | POT ASH | | - | - | - |
| 641213 | SODA ASH | 641213 | SODA ASH | 641213 | 953.25 | - | - |
| 641214 | W&E CHEMICALS | 641214 | W&E CHEMICALS | | - | - | - |
| 641220 | POLYPHOSPHATE-COMM SYSTEMS | | | | 167.67 | 149.84 | 112.38 |
| 641221 | POTASSIUM PERMAGATE-COMM SYS | | | | - | - | - |
| 641222 | SODIUM HYDROXIDE-COMM SYSTEMS | | | | - | 19.11 | 6.27 |
| 641223 | SALT - COMMUNITY SYSTEMS | | | | 1,016.25 | 626.16 | 552.97 |
| 641225 | POT ASH - COMMUNITY SYSTEMS | | | | 479.40 | 479.70 | 586.30 |
| 642100 | PURIFICATION LABOR | | | | 23,473.60 | 19,871.23 | 23,164.31 |
| 642160 | MAINT PURIF EUIP: CAUSTIC | | | | - | - | - |
| 642200 | LABORATORY EXPENSE | 642200 | LABORATORY EXPENSE | 642200 | 5,611.51 | 8,854.38 | 11,055.77 |
| 642201 | LABORTORY EXP-COMMUNITY SYSTEM | | | | 539.04 | 985.78 | 937.83 |
| 642205 | LAB EXPENSE:OUTSIDE TEST-CORE | 642205 | LAB EXPENSE: OUTSIDE TESTING | 642205 | 5,047.00 | 6,627.70 | 14,685.40 |
| 642210 | LAB EXP: OUTSIDE TEST-COMM SYS | | | | 1,249.60 | 2,314.48 | 3,458.40 |
| 643000 | WTP - NON-UNION VEHICLES | | | | 2,135.74 | 317.34 | 287.12 |
| 643001 | WTP - UNION TRUCKS | | | | 32.93 | 6,050.14 | - |
| 643002 | WTP - FUEL PURCHASED | | | | 6,427.27 | 6,878.20 | 6,415.63 |
| 643004 | TRANSPORTATION EXP:CREDITS WTP | | | | (24,095.50) | (22,357.50) | (23,050.50) |
| 643005 | WTP-VEH REGISTRATION:NON-UNION | | | | 494.40 | - | - |
| 643006 | WTP-VEH REGISTRATION: UNION | | | | - | - | - |
| 643007 | WTP-VEH REGISTRAT: TRAILERS | | | | - | - | - |
| 643008 | WTP: TRAILERS | | | | - | 111.12 | - |
| 652100 | MAINT PURIF EQU: TREAT PLANT | | | | - | - | - |
| 652200 | MAINT PROC EQU: TRT PLANT | | | 652200 | 9,567.46 | 7,794.83 | 5,205.46 |
| 652201 | MAINT PROC EQ: TP SLUDGE REMOV | 652201 | MAINT PROC EQ:TP SLUDGE REMOVE | | 21,055.79 | 19,654.00 | 16,944.24 |
| 652220 | MAINT OF PROC EQ: SCADA & OTHR | 652220 | MAINT PROC EQUIP:SCADA & OTHER | 652220 | 2,767.06 | 2,803.04 | 1,218.49 |
| 652221 | MAINT PROC EQUIP:SCADA-COM SYS | | | | 1,838.38 | 1,579.18 | 688.54 |
| 926610 | TRAINING EDUCATIONAL SEMINARS | | | | 436.25 | 1,313.52 | 241.48 |
| 926700 | VAC,HOL, BOOT ALLOW-TRT PLT | | | | 23,816.80 | 18,116.02 | 9,400.03 |
| | | | | | 565,447.20 | 551,475.25 | 518,690.97 |
| | Transmission & Distribution Expenses | | Transmission & Distribution Expenses | | | | |
| 660000 | SUPERINTENDENCE: OPERATIONS | 660000 | SUPERINTENDENCE: OPERATIONS | 660000 | 25,363.47 | 21,843.69 | 24,897.60 |
| 660001 | BENEFITS: OPERATIONS MANAGER | 660001 | BENEFITS: OPERATIONS MANAGER | 660001 | - | - | - |
| 660300 | OFFICE SALARIES & WAGES: OPS | | | | 17,798.23 | 16,637.25 | 18,139.08 |
| 662003 | MISC GEN EXPENSE/OPERATIONS | 662003 | MISC GENERAL EXP: OPERATIONS | 662003 | 4,104.80 | 1,851.51 | 8,378.74 |
| 662004 | MISC T&D MATERIALS & SUPPLIES | 662004 | MISC: T&D MATERIAL & SUPPLY | 662004 | 2,937.74 | 599.86 | 1,070.94 |
| 662005 | MISC GEN EXP: OPS DOT PHYSICAL | | | | 447.77 | 560.21 | 138.97 |
| 662006 | TRAINING UNION | | | | 790.15 | 13,759.33 | 8,105.53 |
| 662100 | DUTY PAY | | | 662100 | - | - | - |
| 663100 | METER OPERATING LABOR & EXP | 663100 | METER OPERATING LABOR & EXP | 663100 | 43,071.96 | 31,280.48 | 22,619.04 |
| 663101 | MOLE: METER REMOVAL | 663101 | MOLE: METER REMOVAL | 663101 | 477.98 | 457.04 | 1,366.02 |
| 663102 | MOLE: DPAC | | | | - | - | - |
| 663200 | METER OPER LABOR & EXP-COM SYS | | | | - | - | - |

| | | | | | | | | |
|--------|---------------------------------------|--------|---------------------------------------|--------|--------------------------------|-------------|-------------|-------------|
| 663201 | MOLE:METER REMOVAL-COMM SYSTEM | | | | | - | - | - |
| 664200 | OTHER EXPENSE ON CUST PREMISIS | 664200 | OTHER EXPENSE ON CUST PREMISIS | 664200 | OTHER EXPENSE ON CUST PREMISIS | 3,896.75 | 4,496.72 | 259.86 |
| 664201 | OTHER EXP ON CUST PREM-COM SYS | | | | | - | - | - |
| 665000 | STORES EXPENSE | | | | | 4,523.22 | 4,421.48 | 3,909.18 |
| 665087 | TRANS/EXP CONST/MAINT VEH #87 | | | | | - | - | - |
| 665100 | SMALL TOOLS EXPENSE | 665100 | SMALL TOOL EXPENSE: NC | 665100 | SMALL TOOLS EXPENSE | 1,593.59 | 2,374.45 | 496.63 |
| 665101 | OPS - UNION TRUCKS | | | | | 13,504.61 | 8,439.31 | 1,890.42 |
| 665102 | OPS - NON-UNION VEHICLES | | | | | - | - | 50.91 |
| 665103 | OPS - BOOM TRUCK | | | | | - | - | - |
| 665104 | OPS - BACKHOES | | | | | 67.88 | 587.79 | - |
| 665105 | OPS - DUMP TRUCKS | | | | | 1,320.22 | 1,030.60 | 434.06 |
| 665106 | NORTH COUNTRY - UNION TRUCKS | | | | | 437.16 | - | 823.92 |
| 665107 | NORTH COUNTRY - NON-UNION VEH | | | | | - | - | 770.97 |
| 665108 | OPS - TRAILERS | | | | | - | - | - |
| 665110 | OPS-VEH REGISTRAT:NON-UNION VE | | | | | - | - | - |
| 665111 | OPS-VEH REGISTRAT:UNION TRUCKS | | | | | - | - | - |
| 665112 | OPS-VEH REGISTRAT: BOOM TRUCK | | | | | - | - | - |
| 665113 | OPS-VEH REGISTRAT: BACKHOES | | | | | - | - | - |
| 665114 | OPS-VEH REGISTRAT: DUMP TRUCKS | | | | | - | - | - |
| 665115 | OPS-VEH REGISTRAT:NC-NON-UNION | | | | | - | - | - |
| 665116 | OPS-VEH REGISTRAT: NC-UNION | | | | | - | - | - |
| 665117 | OPS-VEH REGISTRAT: TRAILERS | | | | | 600.00 | - | - |
| 665118 | OPS-VEH REGISTRATION:COMPRESS | | | | | - | - | - |
| 665119 | OPS: REGISTRATION-NC TRAILERS | | | | | - | - | - |
| 665200 | TRANS/EXP PAC MAINT VEH #200 | | | | | - | - | - |
| 665201 | TRANS/EXP PAC VEHCILE #201 | | | | | - | - | - |
| 665250 | TRANS/EXP: MISCELLANEOUS | 665250 | TRANS/EXP: MISCELLANEOUS | 665250 | TRANS/EXP: MISCELLANEOUS | 10,385.00 | 3,378.34 | 5,795.67 |
| 665400 | FUEL PURCHASED: GAS/DIESEL | 665400 | GASOLINE | 665400 | GASOLINE | 7,487.92 | 6,113.75 | 7,617.76 |
| 665410 | MOTOR OIL | | | | | 2,988.53 | - | - |
| 665480 | VACTOR MACHINE | | | | | - | - | - |
| 665500 | COMPRESSOR EXPENSE | | | | | - | - | - |
| 665700 | TRANS/EXP: CREDITS | | | | | - | - | - |
| 665701 | TRANS/EXP TRUCK (CREDIT) | | | | | (37,006.00) | (26,702.00) | (40,278.75) |
| 665702 | TRANS/EXP BACKHOE (CREDIT) | | | | | (2,063.25) | (1,769.25) | (2,992.50) |
| 665703 | TRANS/EXP COMPRESSOR (CREDIT) | | | | | - | - | - |
| 665999 | INVENTORY ADJUSTMENT | | | | | - | - | - |
| 662007 | EMPLOYEE RELATIONS | | | | | 595.20 | 2,044.48 | 407.64 |
| 673001 | MAINT MAINS: REPAIRS | 673001 | MAINT MAINS: REPAIRS | 673001 | MAINT MAINS: REPAIRS | 14,340.44 | 20,469.48 | 17,915.29 |
| 673002 | MAINT MAINS: GATE PROGRAM | 673002 | MAINT MAINS: GATE PROGRAM | 673002 | MAINT MAINS: GATE PROGRAM | 8,575.25 | 12,106.92 | 23,499.10 |
| 673003 | MAINT MAINS: FLUSHING LN | 673003 | MAINT MAINS: FLUSHING | 673003 | MAINT MAINS: FLUSHING LN | 4,735.33 | 2,115.46 | 18,265.31 |
| 673004 | MAINT GATES: INSPECTION | 673004 | MAINT GATES: INSPECTION | 673004 | MAINT GATES: INSPECTION: PAC | 40,860.76 | 22,174.09 | 11,590.57 |
| 673005 | MAINT GATES: INSPECTION | | | | | - | - | - |
| 673005 | MAINT MAINS: WESCO MASTER METER VAULT | 673005 | MAINT MAINS: WESCO MASTER METER VAULT | | | 212.17 | 241.50 | 228.31 |
| 673010 | MAINT MAINS:REPAIRS-COMM SYS | | | | | - | - | - |
| 673012 | MAINT MAINS:GATE PROG-COMM SYS | | | | | - | - | - |

| | | | | | | | | |
|--------|--|--------|--|--------|--|-------------------|-------------------|-------------------|
| 673013 | MAINT MAINS:FLUSHING-COMM SYS | | | | | - | - | - |
| 673111 | UNION LABOR: CLEARING | | | | | (4,523.51) | 2,411.58 | 569.78 |
| 673140 | MAINT GATES-INSPECTIONS-COMSYS | | | | | - | - | - |
| 673222 | CONTRACTOR: CLEARING | | | | | 1,194.64 | 3,087.87 | 1,243.32 |
| 673900 | MAINT OF MAINS: W HOLLIS PRV | | | | | 16.21 | 16.21 | 16.21 |
| 675000 | MAINTENANCE: SERVICES | 675000 | MAINTENANCE: SERVICES | 675000 | MAINTENANCE: SERVICES | 49,249.99 | 27,051.44 | 51,036.99 |
| 675001 | MAINT: SERVICES - COMM SYSTEMS | | | | | - | - | - |
| 676000 | MAINTENANCE: METERS | 676000 | MAINTENANCE: METERS | 676000 | MAINTENANCE: METERS | 1,611.25 | 1,177.29 | 1,806.43 |
| 676001 | MAINT: METERS - COMM SYSTEMS | | | | | - | - | - |
| 677000 | MAINTENANCE: HYDRANTS | 677000 | MAINTENANCE: HYDRANTS | | | 4,271.15 | 1,650.45 | 7,832.45 |
| 677001 | MAINTENANCE: HYDRANTS-REPAIRS | 677001 | MAINTENANCE: HYDRANTS-REPAIRS | 677001 | MAINTENANCE: HYDRANTS-REPAIRS | 14,166.03 | 3,403.31 | 3,984.96 |
| 677002 | MAINTENANCE: HYDRANTS-PAINTING | 677002 | MAINTENANCE: HYDRANTS-PAINTING | 677002 | MAINTENANCE: HYDRANTS-PAINTING | - | - | - |
| 677003 | MAINTENANCE: HYDRANTS-INSPECTN | 677003 | MAINTENANCE: HYDRANTS-INSPECTN | 677003 | MAINTENANCE: HYDRANTS-INSPECTN | 2,120.38 | 1,629.15 | 23,447.06 |
| 677011 | MAINT: HYDRANTS-COMM SYSTEMS | | | | | - | - | - |
| 677012 | MAINT HYDRANTS:PAINT-COMM SYS | | | | | - | - | - |
| 662100 | PWW-DUTY PAY (WTP) | | | | | 4,507.04 | 4,120.00 | 4,340.14 |
| 677013 | MAINT HYDRANTS:INSPECT-COM SYS | | | | | - | - | - |
| 678000 | MONITOR CONTRACTORS MARKING | 678000 | MONITOR CONTRACTORS MARKING | 678000 | MONITOR CONTRACTORS MARKING | 13,983.83 | 13,707.60 | 16,246.69 |
| 678001 | MONITOR CONTR MARKING-COMM SYS | | | | | - | - | - |
| 678950 | MAINT: MISC GENERAL EQUIPMENT | | | | | 3,085.44 | 3,142.85 | 3,835.28 |
| 921200 | RENTAL EXP PARKING: WILL ST | | | | | - | - | - |
| 921300 | OFFICE SUPPLY & EXP- WILL ST | | | | | 1,086.27 | 871.05 | 1,342.53 |
| 921310 | OFFICE EXPENSE: WILL ST-GAS | | | | | 1,428.18 | 1,302.04 | 1,411.12 |
| 921320 | OFFICE EXPENSE: WILL ST-ELECT | | | | | 3,456.51 | 3,181.26 | 2,536.44 |
| 921330 | OFFICE EXPENSE: WILL ST-PHONE | | | | | 3,053.71 | 3,539.68 | 2,963.95 |
| 926002 | EMP BENEFIT-BOOTS,VAC,HOL-OPS | | | | | 41,716.71 | 37,754.86 | 23,862.20 |
| 950120 | MAINTENANCE: GARAGE | | | | | 7,529.91 | 15,075.48 | 10,142.48 |
| 950130 | MAINTENANCE: METER SHOP | | | | | - | - | - |
| | | | | | | 320,000.62 | 271,634.61 | 292,018.30 |
| | Engineering Expense | | | | | | | |
| 660001 | ENGINEERING VEHICLES | | | | | (0.76) | 440.09 | 1,407.69 |
| 660002 | ENGINEERING - FUEL PURCHASED | | | | | 1,376.26 | 1,468.17 | 1,636.52 |
| 660003 | ENGINEERING-VEH REGISTRATION | | | | | - | - | - |
| 660200 | SALARIES & WAGES - ENGINEERING | | | | | 122,144.36 | 98,637.82 | 110,300.91 |
| 922000 | MISC EXP: TRNSF-CR (OVERHEAD) | | | | | (41,471.86) | (38,320.26) | (52,901.05) |
| 662001 | ENGINEERING DEPT: EXPENSE | | | | | 547.35 | 371.66 | 2,087.18 |
| | | | | | | 82,595.35 | 62,597.48 | 62,531.25 |
| | Customer Accounts & Collection Expenses | | Customer Accounts & Collection Expenses | | Customer Accounts & Collection Expenses | | | |
| 902000 | CUSTOMER ORDS: COLLECTIONS | 902000 | CUSTOMER ORDS: COLLECTIONS | 902000 | CUSTOMER ORDS: COLLECTIONS | - | - | - |
| 903000 | CUSTOMER ORDS: COLLECTIONS | 903000 | CUSTOMER ORDS: COLLECTIONS | 903000 | CUSTOMER ORDS: COLLECTIONS | 3,883.41 | - | (154.89) |
| 902001 | METER READING | 902001 | METER READING | 902001 | METER READING | 2,695.38 | 3,719.94 | 5,521.42 |
| 902002 | WATER BAN: COMMUNITY SYSTEMS | | | | | - | - | - |
| 902003 | EMPLOY BENEF-BOOTS/VACA/HOL-CS | | | | | - | - | - |
| 902004 | SICK - CUST SERVICE - UNION | | | | | - | - | - |
| 903004 | SICK - CUST SERVICE - UNION | | | | | 171.36 | - | - |

| | | | | | | | | |
|--------|---|--------|---|--------|---|-------------------|-------------------|-------------------|
| 902010 | CUST ORDS:COLLECTIONS-COM SYS | | | | | - | - | - |
| 902011 | METER READING: COMM SYSTEMS | | | | | - | - | - |
| 902096 | METER READING-EXCEPT: COMM SYS | | | | | - | - | - |
| 902097 | METER READING-TRANSF: COMM SYS | | | | | - | - | - |
| 902098 | METER READING: TRANSFERS | 902098 | METER READING: TRANSFERS | 902098 | METER READING: TRANSFERS | 4,309.61 | 3,525.29 | 5,377.01 |
| 902099 | METER READING: EXCEPTIONS | 902099 | METER READING: EXCEPTIONS | 902099 | METER READING: EXCEPTIONS | 1,326.11 | 1,094.29 | 891.43 |
| 902100 | BILLING & ACCOUNTING | 902100 | BILLING & ACCOUNTING | 902100 | BILLING & ACCOUNTING | - | - | - |
| 903100 | BILLING & ACCOUNTING | 903100 | BILLING & ACCOUNTING | 903100 | BILLING & ACCOUNTING | 17,294.10 | 27,508.61 | 43,574.75 |
| 921140 | COURIER & EXPRESS MAIL EXPENSE | | | | | - | - | - |
| 930200 | PUBLIC RELATIONS | 930200 | PUBLIC RELATIONS | 930200 | PUBLIC RELATIONS | 845.47 | - | 724.13 |
| 902400 | WATER BAN | 902400 | WATER BAN | | | - | - | - |
| 920001 | WAGES: REVENUE & CUSTOMER OPER | | | | | 107,720.71 | 88,492.05 | 102,638.25 |
| 903003 | EMPLOYEE BENEFITS:BOOTS/VACATION | | | | | 1,160.31 | - | - |
| 904000 | UNCOLLECTABLE ACCOUNTS | 904000 | UNCOLLECTABLE ACCOUNTS | 904000 | UNCOLLECTABLE ACCOUNTS | 1,585.28 | 3,555.49 | (3,790.17) |
| | | | | | | 140,991.74 | 127,895.67 | 154,781.93 |
| | Administrative and General Expense | | Administrative and General Expense | | Administrative and General Expense | | | |
| 920000 | SALARIES & WAGES - ADMIN | | | | | 18,403.30 | 15,263.13 | 16,943.36 |
| 920001 | WAGES: REVENUE & CUSTOMER OPER | | | | | - | - | - |
| 920002 | SALARIES & WAGES: ACCOUNTING | | | | | 70,976.87 | 58,829.21 | 62,718.80 |
| 920003 | SALARIES & WAGES: IS | | | | | - | - | - |
| 920004 | SALARIES & WAGES: PWS | | | | | 12,451.92 | 11,808.50 | 13,552.91 |
| 920005 | SALARIES & WAGES: PWS ADMIN | | | | | - | - | - |
| 920100 | OFFICERS SALARIES & WAGES | | | | | 51,173.69 | 38,261.59 | 42,749.14 |
| 920200 | OFFICER'S SALARIES TRXF OUT | | | | | - | - | - |
| 921000 | OFFICE SUPPLIES & EXPENSE | 921000 | OFFICE SUPPLIES & EXPENSE | 921000 | OFFICE SUPPLIES & EXPENSE | 5,032.26 | 1,616.22 | 3,414.57 |
| 921001 | TRANS/EXP MAIN OFFICE - VEH #1 | | | | | - | - | - |
| 921002 | SENIOR MANAGEMENT VEHICLES | | | | | 162.92 | 24.99 | 24.99 |
| 921003 | SENIOR MGMT - FUEL PURCHASED | | | | | 373.18 | 350.06 | 326.30 |
| 921004 | SENIOR MGMT-VEH REGISTRATION | | | | | - | - | - |
| 921130 | OFFICE EQUIP: RENTAL/LEASE EXP | | | | | 4,637.72 | 5,108.16 | 2,544.62 |
| 921131 | VEHICLE LEASES | | | | | - | - | - |
| 921133 | IT VEHICLE EXPENSE-FUEL | | | | | - | - | - |
| 921134 | IT VEHICLE EXPENSE-REGISTRATION | | | | | - | - | - |
| 921132 | IT VEHICLE EXPENSE | | | | | - | - | - |
| 921140 | COURIER & EXPRESS MAIL EXPENSE | | | | | - | - | - |
| 921150 | RENTAL EXPENSE: HECOP III | | | | | 27,790.75 | 27,790.75 | 27,790.75 |
| 921160 | OFFICE EXP: MANCHESTR ST-PHONE | 921160 | OFFICE SUP & EXP: PHONE-NC | 921160 | OFFICE SUPPLIES & EXP: PHONE | 235.86 | 235.86 | 235.86 |
| 921170 | OFFICE EXPENSE: MANCH ST ELECT | | | | | 3,223.37 | 3,016.35 | 2,942.67 |
| 921180 | OFFICE EXPENSE: NASHUA ELECTRIC | | | | | - | - | - |
| 921190 | OFFICE EXPENSE: NASHUA OTHER UTIL | | | | | - | - | - |
| 922000 | MISC EXP: TRNSF-CR (OVERHEAD) | | | | | (502.80) | (668.47) | (488.60) |
| 922200 | LABOR: OVERHEAD | | | | | (65,114.53) | (58,480.56) | (66,945.27) |
| 923000 | OUTSIDE SERVICES | 923000 | OUTSIDE SERVICES | 923000 | OUTSIDE SERVICES | 19,591.85 | 19,340.92 | 18,301.43 |
| 924000 | INSURANCE EXPENSE | 924000 | INSURANCE EXPENSE | 924000 | INSURANCE EXPENSE | 61,335.06 | 59,312.67 | 59,312.71 |
| 926001 | OFFICER'S LIFE INSURANCE | | | | | 386.13 | 386.19 | 386.19 |

| | | | | | | | | |
|--------|-----------------------------------|--------|--------------------------------|--------|--------------------------------|-------------------|-------------------|-------------------|
| 926100 | SICKNESS & FUNERAL PAY | | | | | - | - | - |
| 926200 | PENSION- DB PLAN | | | | | 124,516.50 | 124,516.50 | 124,516.50 |
| 926250 | GROUP PENSION: 401K | | | | | 26,369.93 | 21,361.70 | 22,961.28 |
| 926255 | EARLY RETIREE HEALTH EXPENSE | | | | | - | - | - |
| 926260 | POST-65 RETIREMENT HEALTH EXP | | | | | 23,244.00 | 23,244.00 | 23,244.00 |
| 926300 | EMPLOYEE SERVICE AWARDS | | | | | - | - | - |
| 926400 | GROUP HEALTH INSURANCE | | | | | 180,493.04 | 154,669.06 | 156,101.42 |
| 926401 | HEALTH INSURANCE:OPT OUT | | | | | - | - | - |
| 926410 | GROUP DENTAL | | | | | 18,235.39 | 17,121.68 | 17,666.05 |
| 926420 | GROUP LIFE/DISABILITY INSURANC | | | | | 3,335.00 | 3,308.50 | 3,306.50 |
| 926440 | EMPLOYEE BENEFITS/ SECTION 125 | | | | | - | - | - |
| 926500 | MISC EMPLOYEE BENEFITS | | | | | 849.95 | 224.25 | 277.84 |
| 926501 | MISC EMPLOYEE BENEFITS-WELLNESS | | | | | - | 33.27 | - |
| 926502 | MISC EMPLOYEE BENEFITS-ACTIVITIES | | | | | (67.00) | 1,493.97 | - |
| 926503 | MISC EMPLOYEE BENEFITS-SAFETY | | | | | 1,903.84 | 694.00 | 1,950.04 |
| 926505 | EMPLOYEE RELATIONS | | | | | - | - | - |
| 926600 | TUITION REIMBURSEMENTS | | | | | 4,806.38 | - | - |
| 926610 | TRAINING EDUCATIONAL SEMINARS | | | | | 325.72 | 6,288.17 | 1,640.69 |
| 926801 | SUP BEN: SUP EXE RETIRE PLAN | | | | | - | - | 15,977.00 |
| 928000 | REGULATORY COMMISSION EXPENSE | 928000 | REGULATORY COMMISSION EXPENSE | 928000 | REGULATORY COMMISSION EXPENSE | 13,590.01 | 13,590.00 | 13,589.99 |
| 930100 | MEETINGS & CONVENTIONS | | | 930100 | MEETING CONVENTION/MEMBSP FEES | 745.00 | 770.00 | 372.00 |
| 930101 | MEMBERSHIPS | | | | | 2,371.56 | 2,461.56 | 2,387.72 |
| 930102 | LICENSING FEES | 930102 | LICENSING FEES | 930102 | LICENSING FEES | 2,018.34 | 2,132.67 | 2,018.34 |
| 930200 | PUBLIC RELATIONS | 930200 | PUBLIC RELATIONS | 930200 | PUBLIC RELATIONS | - | 11,857.30 | 12,669.49 |
| 930300 | MEALS | 930300 | MEALS | 930300 | MEALS | 50.26 | 21.81 | - |
| 930400 | MISCELLANEOUS GENERAL EXPENSE | 930400 | MISCELLANEOUS GENERAL EXPENSE | 930400 | MISCELLANEOUS GENERAL EXPENSE | - | 437.31 | 579.87 |
| 930401 | MISC GEN EXP:UNREALIZED ACQUIS | 930401 | MISC GEN EXP:UNREALIZED ACQUIS | | | - | - | - |
| 930405 | MISC GEN EXP: RECRUITMENT FEES | | | | | 387.00 | 695.75 | 734.00 |
| 930410 | CHARITABLE CONTRIBUTIONS | 930410 | CHARITABLE CONTRIBUTIONS | 930410 | CHARITABLE CONTRIBUTIONS | - | - | - |
| 950100 | MAINTENANCE: OFFICE PROPERTY | | | | | 100.00 | 100.00 | 295.00 |
| 950110 | MAINTENANCE: MANCHESTER STREET | | | | | 1,035.35 | 2,733.33 | 1,577.53 |
| 950200 | MAINT: OFFICE FURNT & EQUIP | | | 950200 | MAINT: OFFICE FURNT & EQUIP | - | - | - |
| 950300 | MAINT: COMMUNICATION EQUIP | | | | | - | - | - |
| 950400 | MAINT: MISC GENERAL EQUIP | | | 950400 | MAINT: MISC GENERAL EQUIP | - | - | - |
| 950500 | MAINT: COMPUTER EQUIPMENT | 950500 | MAINTENANCE:COMPUTER EQUIPMENT | 950500 | MAINT COMPUTER EQUIP: PAC | - | - | - |
| | | | | | | 614,467.82 | 569,950.40 | 585,675.69 |

IS Expenses

| | | | | | | | | |
|--------|---------------------------------|--|--|--|--|-----------|------------|-----------|
| 920003 | SALARIES & WAGES: IS | | | | | 47,928.91 | 40,333.91 | 44,860.20 |
| 922000 | MISC EXP: TRNSF-CR (OVERHEAD) | | | | | (625.92) | (2,631.15) | (750.51) |
| 921000 | OFFICE SUPPLIES & EXPENSE | | | | | 31.50 | - | - |
| 921132 | IT VEHICLE EXPENSE | | | | | - | - | - |
| 921133 | IT VEHICLE EXPENSE-FUEL | | | | | - | 33.50 | - |
| 921134 | IT VEHICLE EXPENSE-REGISTRATION | | | | | - | - | - |
| 921160 | OFFICE EXP: MANCHESTR ST-PHONE | | | | | 1,393.07 | 1,904.79 | 1,952.41 |
| 950300 | MAINT: COMMUNICATION EQUIP | | | | | 2,772.82 | 2,698.99 | 3,428.85 |

| | | | | | | | | |
|--------|------------------------------------|--------|------------------------------------|--------|------------------------------------|---------------------|---------------------|---------------------|
| 950500 | MAINT: COMPUTER EQUIPMENT | | | | | 41,200.23 | 41,770.99 | 45,189.68 |
| | | | | | | 92,700.61 | 84,111.03 | 94,680.63 |
| | Inter Div Management Fee | | Inter Div Management Fee | | Inter Div Management Fee | | | |
| 930500 | INTERCOMPANY MGMT FEE: PCP | 930500 | INTERCOMPANY MGMT FEE: PCP | 930500 | MAINT COMPUTER EQUIP: PAC | 23,258.00 | 24,979.00 | 23,379.00 |
| 930510 | INTCO MGMT FEE:TSC/PWS/PAC/PEU | 930510 | INTERCO MGMT FEE: PWW | 930510 | MAINT COMPUTER EQUIP: PAC | (87,127.00) | (76,742.00) | (87,455.00) |
| 930520 | INTERCO MGT:INSIDE GEN COUNSEL | 930520 | INTERCO MGT:INSIDE GEN COUNSEL | 930520 | MAINT COMPUTER EQUIP: PAC | - | - | - |
| | | | | | | (63,869.00) | (51,763.00) | (64,076.00) |
| | Total Operating Expenses | | Total Operating Expenses | | Total Operating Expenses | 1,752,334.34 | 1,064,426.19 | 1,125,611.80 |
| | Depreciation Expense | | Depreciation Expense | | Depreciation Expense | | | |
| 403000 | DEPRECIATION EXPENSE | 403000 | DEPRECIATION EXPENSE | 403000 | DEPRECIATION EXPENSE: PAC | 650,895.47 | 650,782.73 | 649,886.40 |
| 406100 | AMORT OF BON TERRAIN ACQ ADJ | 406100 | AMORT OF ACQUISTION ADJUSTMENT | | | (15,018.68) | (15,018.67) | (15,018.68) |
| 406101 | AMORT OF SOUHEGAN WDS ACQ ADJ | 406101 | AMORT OF WESCO ACQ ADJ | | | (1,412.10) | (1,412.10) | (1,412.11) |
| 406102 | AMORT OF CASTLE REACH ACQ ADJ | 406102 | AMORT OF CASTLE REACH ACQ ADJ | | | (474.67) | (474.66) | (474.67) |
| 406103 | AMORT OF WHITE ROCK ACQ ADJ | 406103 | AMORT OF WHITE ROCK ACQ ADJ | | | (529.59) | (529.60) | (529.59) |
| 406104 | AMORT OF LAMPLIGHTER ACQ ADJ | 406104 | AMORT OF LAMPLIGHTER ACQ ADJ | | | (471.32) | (471.33) | (471.32) |
| 406105 | AMORT FLETCHERS CORNER ACQ ADJ | 406105 | AMORT FLETCHERS CORNER ACQ ADJ | | | (548.34) | (548.34) | (548.34) |
| | | | | | | 632,440.77 | 632,328.03 | 631,431.69 |
| | Amortization Expense: CIAC | | Amortization Expense: CIAC | | Amortization Expense: CIAC | | | |
| 405300 | AMORTIZATION EXPENSE: CIAC | 405300 | AMORTIZATION EXPENSE: CIAC | 405300 | AMORTIZATION EXPENSE: CIAC | (106,609.93) | (106,666.68) | (106,493.75) |
| | | | | | | (106,609.93) | (106,666.68) | (106,493.75) |
| | Amortization Expense | | Amortization Expense | | Amortization Expense | | | |
| 407320 | AMORT EXP - DEFERRED CHARGES | 407320 | AMORT EXP - DEFERRED CHARGES | 407320 | AMORT EXP - DEFERRED CHARGES | 8,650.53 | 21,175.13 | 15,557.22 |
| 407100 | AMORT: ACQUISITION PREMIUM | 407100 | AMORT: ACQUISITION PREMIUM | 407100 | AMORT: ACQUISITION PREMIUM | 177,213.62 | 182,150.36 | 182,150.35 |
| | | | | | | 185,864.15 | 203,325.49 | 197,707.57 |
| 414000 | GAIN FROM ARRA LOAN FORGIVNESS | | | | | (5,273.67) | (5,273.67) | (5,273.67) |
| 414100 | GAIN ON DISP/UTIL PROP-PAPP ND | | | | | - | - | - |
| 921161 | RENT EXP-HECOP III FITUP ALLOW | | | | | - | - | - |
| | Taxes Other than Income Tax | | Taxes Other than Income Tax | | Taxes Other than Income Tax | | | |
| 408110 | LOCAL PROPERTY TAXES | 408110 | LOCAL PROPERTY TAXES | 408110 | LOCAL PROPERTY TAXES | 429,132.65 | 428,682.65 | 429,132.59 |
| 408120 | MEDICARE TAX EXPENSE | | | | | 11,666.18 | 10,185.96 | 11,254.01 |
| 408121 | FICA TAX EXPENSE | | | | | 49,882.96 | 43,553.77 | 48,120.59 |
| 408122 | FUTA TAX EXPENSE | | | | | 3,498.13 | 456.18 | 55.10 |
| 408123 | SUTA TAX EXPENSE - NH | | | | | 3,313.89 | 485.23 | 194.32 |
| 408125 | SUTA TAX EXPENSE - MASS | | | | | 635.23 | 278.44 | 111.08 |
| 408130 | NH BET TAXES | 408130 | NH BET TAXES | | | - | - | - |
| 408130 | OTHER TAXES | | | 408130 | OTHER TAXES | - | - | - |
| 408126 | EXCISE TAXES | | | | | - | - | - |
| 414000 | GAIN FROM FORGIVENESS SRF DEBT | 414000 | GAIN FROM FORGIVENESS SRF DEBT | 414000 | GAIN FROM FORGIVENESS SRF DEBT | (2,178.23) | (2,178.23) | (2,178.23) |
| | | | | | | 495,950.81 | 481,464.00 | 486,689.46 |
| | Income Tax | | Income Tax | | Income Tax | | | |
| 409102 | PROV/FED INC TAX/CURRENT | 409102 | PROV/FED INC TAX/CURRENT | 409102 | PROV/FED INC TAX/CURRENT | 1,089.34 | (27,557.90) | 48,974.76 |

| | | | | | | | | |
|--------|---|--------|---|--------|------------------------------------|---------------------|---------------------|---------------------|
| 409113 | PROVS FOR NH BUS PRFTS TAX CUR | 409113 | PROVS FOR NH BUS PRFTS TAX CUR | 409113 | PROVS FOR NH BUS PRFTS TAX CUR | 432.75 | (10,947.53) | 19,455.50 |
| 409120 | MASS EXERCISE TAX | | | | | - | - | - |
| 410102 | PROV/FED INC TAX/DEFERRED | 410102 | PROV FEDL INCOME TAX DEFERRED | 410102 | PROV FEDL INCOME TAX DEFERRED | - | - | - |
| 410113 | PROV NH INCOME TAX DEFERRED | 410113 | PROV NH INCOME TAX DEFERRED | 410113 | PROV NH INCOME TAX DEFERRED | - | - | - |
| 410120 | PROV MA INCOME TAX DEFERRED | | | | | - | - | - |
| 411000 | AMORT OF REGULATORY LIABILITY | | | | | - | - | - |
| 412000 | INVESTMENT TAX CREDITS | | | | | (2,753.00) | (2,753.00) | (2,753.00) |
| | | | | | | (1,230.91) | (41,258.43) | 65,677.26 |
| | Total Operating Deducts | | Total Operating Deducts | | Total Operating Deducts | 2,953,475.56 | 2,228,344.93 | 2,395,350.36 |
| | Net Operating Income | | Net Operating Income | | Net Operating Income | 107,432.96 | 584,766.79 | 817,931.26 |
| | Non-Operating Revenue Deductions | | Non-Operating Revenue Deductions | | | | | |
| 421000 | MISC NON-UTILITY INCOME | 421000 | MISC NON-OPERATING INCOME(EXP) | 421000 | MISC NON-OPERATING INCOME(EXP) | (7,453.58) | (2,000.00) | 148.75 |
| 426000 | NON-OPERATING REVENUE DEDUCTS | | | 426000 | MISC NONUTILITY EXPENSES | - | - | - |
| 426001 | MISCELLANEOUS NON-UTILITY EXP | 426001 | MISCELLANEOUS NON-UTILITY EXP | | | - | - | - |
| | Other Income | | | | Other Income | (7,453.58) | (2,000.00) | 148.75 |
| 420000 | AFUDC-INTEREST(DEBT) COMPONENT | 420000 | AFUDC-INTEREST(DEBT) COMPONENT | 420000 | AFDUC-INT(DEBT) COMPONENT-PAC | - | - | - |
| 420100 | AFUDC - EQUITY COMPONENT | 420100 | AFUDC - EQUITY COMPONENT | 420100 | AFUDC - EQUITY COMPONENT - PAC | - | - | - |
| | Interest Expense | | Interest Expense | | | | | |
| 427300 | INTEREST EXP: BONDS & NOTES | 427300 | INTEREST EXP: BONDS & NOTES | 427300 | INTEREST EXP: BONDS & NOTES | 392,835.61 | 365,109.38 | 337,192.70 |
| 427200 | LINE OF CREDIT INTEREST | 427200 | LINE OF CREDIT INTEREST | | | 22,359.46 | 22,765.68 | 23,663.31 |
| 427325 | INTEREST EXP:DEBT SERVICE COST | | | | | - | - | - |
| 427500 | INTEREST - OTHER | 427500 | INTEREST - OTHER | | | - | - | - |
| 428000 | AMORTIZATION OF DEBT EXPENSE | 428000 | AMORTIZATION OF DEBT EXPENSE | 428000 | AMORTIZATION OF DEBT EXPENSE | 25,339.84 | 25,339.84 | 25,339.75 |
| 428001 | AMORT OF ORIGINAL ISSUE DISCNT | | | | | - | - | - |
| 428002 | AMORTIZATION OF DISCOUNT ON BONDS | | | | | - | - | - |
| 429000 | AMORTIZATION: PREMIUM ON DEBT | | | | | (11,073.74) | (11,073.74) | (11,073.74) |
| 427115 | INTERCOMPANY INTEREST | 427115 | INTERCOMPANY INTEREST | 427115 | INTERCOMPANY INTEREST | (34,529.50) | (39,199.44) | (28,168.55) |
| 419000 | INTEREST INCOME | 419000 | INTEREST INCOME | 419000 | INTEREST INCOME | - | - | - |
| | Total Interest | | Total Interest | | Total Interest | 394,931.67 | 362,941.72 | 346,953.47 |
| | | | | | Net Income Before Dividends | | | |
| 438000 | DIVIDENDS: COMMON STOCK | | Net Income Before Dividends | 438000 | DIVIDENDS: COMMON STOCK | | | |
| | Net Income (Or Loss) - MTD | | Net Income (Or Loss) - YTD | | Net Income (Or Loss) - YTD | (294,952.29) | 219,825.07 | 471,126.54 |
| | Net Income (Or Loss) - YTD | | Net Income (Or Loss) - MTD | | Net Income (Or Loss) - MTD | (294,952.29) | 219,825.07 | 471,126.54 |

| 4 | 5 | 6 | 7 | 8 | 9 | 10 | 11 | 12 | |
|---------------------|---------------------|---------------------|---------------------|---------------------|---------------------|---------------------|---------------------|---------------------|------------------------|
| Apr-20 | May-20 | Jun-20 | Jul-20 | Aug-20 | Sep-20 | Oct-20 | Nov-20 | Dec-20 | Total |
| (15,159.70) | (15,197.87) | (15,206.67) | (15,166.12) | (15,166.12) | (15,184.87) | (15,265.22) | (15,085.88) | (15,156.74) | (182,112.22) |
| (2,293,500.17) | (2,670,056.60) | (3,210,891.77) | (4,265,789.01) | (4,726,903.03) | (3,881,549.70) | (3,705,745.00) | (2,545,833.55) | (2,487,694.29) | (36,920,194.54) |
| - | - | - | - | - | - | - | - | - | (97,444.33) |
| (131,767.00) | 144,163.00 | (1,134,799.00) | (1,132,282.00) | 790,219.00 | 48,666.00 | 1,105,667.00 | 233,133.00 | (345,558.00) | (402,673.00) |
| - | - | - | - | - | - | - | - | (1,592,837.86) | (1,495,393.53) |
| - | - | - | - | - | - | - | - | - | - |
| - | - | - | - | - | - | - | - | - | - |
| (102,964.65) | (117,399.32) | (145,588.76) | (178,728.12) | (195,679.04) | (163,832.00) | (156,347.74) | (112,492.37) | (35,361.10) | (1,515,154.51) |
| - | - | - | - | - | - | - | - | - | - |
| (733,491.68) | (733,491.68) | (733,491.68) | (733,491.68) | (733,491.68) | (733,491.68) | (733,491.68) | (733,491.68) | (733,491.68) | (8,801,900.16) |
| 733,491.68 | 733,491.68 | 733,491.68 | 733,491.68 | 733,491.68 | 733,491.68 | 733,491.68 | 733,491.68 | 733,491.68 | 8,801,900.16 |
| (515,842.70) | (516,117.83) | (531,497.75) | (518,787.23) | (518,769.48) | (519,015.20) | (519,540.07) | (519,631.46) | (603,830.21) | (6,310,461.30) |
| 3,059,234.22 | 3,174,608.62 | 5,037,983.95 | 6,110,752.48 | 4,666,298.67 | 4,530,915.77 | 3,291,231.03 | 2,959,910.26 | 5,080,438.20 | 46,923,433.43 |
| - | (1,026.00) | (2,538.00) | (2,331.00) | (2,052.00) | (999.00) | (1,296.00) | (405.00) | (162.00) | (10,809.00) |
| (7,350.47) | (19,196.27) | (11,790.93) | (22,515.65) | (22,827.07) | (28,297.27) | (21,341.59) | (8,790.44) | (50,120.40) | (236,646.27) |
| - | - | - | - | - | - | - | - | - | - |
| (4,713.00) | (7,098.00) | (5,774.18) | (7,561.00) | (7,613.00) | (6,936.00) | (10,823.00) | (9,824.00) | (8,280.00) | (84,468.18) |
| 3,313.34 | 7,917.51 | 9,152.46 | 11,773.38 | 8,470.36 | 19,170.30 | 8,348.50 | 937.19 | 3,491.57 | 87,843.45 |
| (1,040.45) | (1,040.45) | (1,040.45) | (1,040.45) | (1,040.45) | (1,040.45) | (1,040.45) | (1,040.45) | (1,040.45) | (12,394.47) |
| (9,085.03) | (9,087.01) | (9,117.50) | (9,113.54) | (9,118.30) | (9,116.32) | (9,113.54) | (9,103.25) | (21,224.64) | (121,297.00) |
| 18,875.61 | 28,504.22 | 18,570.60 | 28,457.26 | 32,128.46 | 26,219.74 | 33,970.08 | 27,820.95 | 77,173.92 | 366,962.47 |
| 3,078,109.83 | 3,204,138.84 | 5,059,092.55 | 6,141,540.74 | 4,700,479.13 | 4,558,134.51 | 3,326,497.11 | 2,988,136.21 | 5,157,774.12 | 47,301,204.90 |
| 2,169.69 | 7,026.62 | 9,534.77 | 9,388.29 | 5,721.26 | 2,576.88 | 2,040.03 | 3,297.89 | 7,074.46 | 66,759.06 |
| - | - | - | - | - | - | - | - | - | - |
| - | 576.43 | 2,324.53 | 1,733.45 | 542.66 | 178.95 | - | 357.90 | 887.18 | 8,441.80 |
| 3,057.31 | 1,571.24 | 1,766.77 | 1,857.16 | 1,664.79 | 2,082.34 | 1,640.04 | 1,670.54 | 1,443.67 | 23,042.34 |
| 166.13 | 166.13 | 1,511.20 | 1,511.20 | 1,511.20 | 996.51 | 996.51 | 996.51 | 179.72 | 8,526.85 |
| 15,443.90 | 24,688.25 | 26,851.09 | 37,349.75 | 78,682.02 | (1,550.14) | 25,599.40 | 22,856.74 | 33,303.79 | 315,456.03 |
| 22,020.74 | 21,255.24 | 31,359.84 | 41,311.34 | 37,636.94 | 50,344.24 | 41,617.54 | 30,441.24 | 40,510.50 | 385,162.54 |
| 815.05 | 1,142.93 | 686.24 | 1,658.17 | 686.24 | 1,295.16 | 1,213.19 | 897.02 | 815.29 | 11,654.44 |
| 2,221.67 | 1,699.67 | 5,011.67 | 5,203.67 | 2,452.67 | 2,617.67 | 5,302.67 | 3,202.67 | 5,506.67 | 41,537.04 |
| 9,698.95 | 9,698.95 | 17,215.50 | 17,215.50 | 42,059.84 | 12,601.70 | 28,789.31 | 12,601.70 | 18,894.21 | 195,584.83 |
| 3,807.96 | 3,997.81 | 5,807.45 | 11,577.79 | 6,837.81 | 8,838.83 | 6,911.30 | 4,040.68 | 3,693.68 | 66,712.15 |

| | | | | | | | | | |
|-----------|-----------|-----------|-----------|-----------|-----------|-----------|-----------|-----------|-------------------|
| 931.70 | 1,029.18 | 1,029.18 | 1,029.18 | 1,077.27 | 1,077.27 | 1,077.27 | 1,034.81 | 1,034.81 | 12,219.65 |
| 1,178.94 | 1,315.20 | 1,875.55 | 2,760.46 | 2,483.35 | 3,091.16 | 2,691.57 | 1,762.25 | 1,479.30 | 22,127.13 |
| 1,199.14 | 2,896.61 | 5,346.21 | 19,125.21 | 9,173.71 | 11,363.04 | 10,704.71 | 5,958.61 | 4,626.57 | 74,802.66 |
| 107.07 | 160.61 | 160.61 | - | 176.58 | 176.58 | 176.58 | 1,587.15 | 176.58 | 3,044.64 |
| 8,341.38 | 8,341.38 | 8,341.38 | 20,856.03 | 20,856.03 | 20,856.03 | 20,499.42 | 7,394.55 | 7,394.55 | 136,577.49 |
| 6,654.25 | 5,436.51 | 5,436.51 | 4,756.80 | 5,436.51 | 5,436.51 | 6,654.25 | 5,436.51 | 5,436.51 | 67,034.60 |
| 208.36 | 208.36 | 207.51 | 207.51 | 207.51 | 253.41 | 253.57 | 253.41 | 790.58 | 3,152.40 |
| 3,874.64 | 4,460.14 | 9,846.74 | 23,079.04 | 19,917.34 | 21,908.04 | 22,259.34 | 8,090.24 | 4,352.24 | 129,997.18 |
| 956.34 | 956.34 | 956.34 | 965.03 | 965.03 | 965.03 | 574.98 | 574.98 | 574.98 | 9,781.62 |
| 362.45 | 421.76 | 421.76 | 421.76 | 432.68 | 798.06 | 432.68 | 558.60 | 428.15 | 5,384.54 |
| 375.46 | 393.83 | 444.36 | 441.30 | 387.71 | 507.13 | 455.07 | 389.24 | 435.60 | 5,104.59 |
| 5,845.86 | 7,916.38 | 5,845.86 | 6,123.36 | 6,123.36 | 6,123.36 | 8,737.65 | 23,930.04 | 8,737.65 | 103,837.42 |
| 4,983.81 | 3,888.58 | 3,911.62 | 4,921.26 | 4,698.22 | 3,740.48 | 3,740.48 | 3,078.95 | 3,487.71 | 47,979.22 |
| 2,503.53 | 2,503.53 | 4,495.51 | 4,495.51 | 4,495.51 | 2,573.06 | 2,699.75 | 2,573.06 | 2,308.46 | 35,633.55 |
| 6,257.01 | 6,257.01 | 6,772.35 | 6,772.35 | 6,772.35 | 5,624.62 | 7,536.52 | 5,624.62 | 5,488.25 | 74,474.97 |
| - | 9,830.00 | 32,060.00 | 41,562.50 | 27,750.00 | 22,305.00 | 16,955.00 | 33,415.00 | 17,625.00 | 201,502.50 |
| 90.00 | 217.12 | 124.46 | - | - | - | 379.40 | 61.58 | 284.71 | 1,157.27 |
| 1,896.61 | 1,826.53 | 1,520.60 | 469.81 | 873.75 | 1,087.13 | 1,621.43 | 2,457.68 | 1,229.49 | 16,214.23 |
| - | - | - | - | - | - | - | - | - | - |
| 24,961.72 | 22,722.66 | 22,187.68 | 19,029.41 | 28,006.25 | 27,928.50 | 32,178.12 | 20,868.90 | 19,611.16 | 289,770.58 |
| - | - | - | - | - | - | - | - | - | - |
| - | - | - | - | - | - | - | - | - | - |
| 26,347.88 | 24,534.07 | 26,984.33 | 16,921.33 | 11,536.10 | 15,290.25 | 16,014.83 | 16,525.73 | 17,377.36 | 247,531.54 |
| 38,000.13 | 65,375.86 | 91,483.47 | 80,390.38 | 74,978.29 | 59,922.38 | 47,086.82 | 35,245.68 | 37,404.23 | 640,671.40 |
| 371.92 | 187.61 | 173.02 | 182.79 | 176.35 | 184.19 | 138.61 | 160.42 | 399.39 | 2,595.80 |
| 214.30 | 62.74 | 16.21 | 16.21 | 16.21 | 16.21 | 21.45 | 113.57 | 257.33 | 1,231.65 |
| 66.06 | 86.01 | 118.83 | 115.69 | 115.39 | 103.04 | 88.51 | 79.88 | 239.31 | 1,497.42 |
| - | - | - | - | - | - | - | - | - | - |
| 508.70 | 399.33 | 324.19 | 186.36 | 164.07 | 171.18 | 153.02 | 226.24 | 368.66 | 3,975.79 |
| 784.10 | 702.11 | 823.53 | 797.39 | 784.32 | 811.06 | 767.12 | 925.15 | 1,398.19 | 11,075.44 |
| 1,741.29 | 1,309.88 | 2,327.43 | 2,693.99 | 2,666.07 | 2,608.83 | 2,321.61 | 1,815.68 | 2,669.95 | 25,587.64 |
| 752.38 | 525.58 | 577.86 | 543.96 | 498.24 | 558.50 | 571.04 | 564.33 | 716.07 | 7,706.70 |
| - | - | - | - | - | - | - | - | - | - |
| - | - | - | - | - | - | - | - | - | - |
| - | - | - | - | - | - | - | - | - | - |
| 706.93 | 445.79 | 496.69 | 522.45 | 523.05 | 571.28 | 463.95 | 597.99 | 781.67 | 7,447.23 |
| 460.21 | 352.35 | 394.84 | 418.96 | 344.77 | 349.57 | 349.71 | 606.54 | 652.53 | 5,806.61 |
| 1,060.43 | 729.66 | 820.92 | 877.67 | 821.47 | 376.34 | 1,106.32 | 929.81 | 1,453.94 | 12,133.67 |
| 398.38 | 383.92 | 432.64 | 431.83 | 411.27 | 421.00 | 383.08 | 1,241.55 | 840.28 | 7,290.30 |
| 349.23 | 254.17 | 252.72 | 237.63 | 214.59 | 232.85 | 259.62 | 294.92 | 432.33 | 3,920.17 |
| 26,076.35 | 24,135.82 | 25,641.60 | 32,619.66 | 10,161.20 | 40,780.52 | 25,087.72 | 14,233.60 | 35,848.63 | 263,629.25 |
| 783.40 | 1,551.36 | 2,233.25 | 2,982.29 | 3,268.55 | 3,730.17 | 3,083.05 | 2,138.46 | 1,799.99 | 26,891.72 |
| 60.12 | 56.36 | 57.75 | 62.26 | 55.55 | 55.55 | 55.54 | 65.12 | 57.46 | 698.28 |
| 6,511.28 | 5,489.60 | 9,888.26 | 11,357.47 | 10,605.47 | 10,263.47 | 9,123.90 | 6,260.72 | 7,180.05 | 97,191.31 |
| 2,182.26 | 629.72 | 1,698.34 | 1,604.61 | 1,632.70 | 1,705.96 | 1,673.55 | 1,133.11 | 1,309.62 | 17,467.56 |

| | | | | | | | | | |
|----------|----------|----------|----------|----------|----------|----------|----------|----------|------------------|
| 709.25 | 646.70 | 640.22 | 922.90 | 889.50 | 776.79 | 715.35 | 509.39 | 770.02 | 9,269.08 |
| 363.52 | 373.42 | 420.03 | 384.38 | 400.69 | 461.75 | 490.16 | 472.04 | 492.10 | 5,142.30 |
| 357.19 | 359.88 | 418.58 | 369.74 | 385.91 | 386.82 | 424.60 | 658.58 | 660.74 | 5,873.26 |
| 288.63 | 715.26 | 1,217.15 | 953.92 | 889.32 | 941.32 | 911.25 | 889.70 | 952.63 | 9,788.21 |
| 373.91 | 454.18 | 824.39 | 488.86 | 790.54 | 697.37 | 596.09 | 286.38 | 1,236.79 | 8,363.92 |
| 165.67 | 130.63 | 114.57 | 147.76 | 138.14 | 135.45 | 122.90 | 99.28 | 123.46 | 1,611.21 |
| 430.69 | 284.50 | 304.39 | 297.02 | 277.20 | 293.87 | 280.44 | 348.09 | 448.05 | 4,498.99 |
| 3,562.89 | 3,174.10 | 3,363.54 | 3,431.09 | 3,206.14 | 2,915.70 | 3,477.76 | 3,575.38 | 3,641.15 | 39,807.49 |
| 498.94 | 473.94 | 254.44 | 203.29 | 128.04 | 126.96 | 380.65 | 414.06 | 479.93 | 4,544.96 |
| 1,827.19 | 1,836.05 | 2,319.29 | 2,067.87 | 1,959.35 | 1,850.20 | 1,713.34 | 1,684.72 | 2,054.20 | 21,131.94 |
| 790.97 | 909.02 | 669.33 | 289.41 | 844.85 | 465.55 | 611.18 | 776.71 | 759.36 | 8,640.62 |
| 517.12 | 236.06 | 362.99 | 349.77 | 357.00 | 363.59 | 592.66 | 976.84 | 811.91 | 7,005.56 |
| 419.56 | 329.06 | 435.87 | 360.53 | 362.91 | 371.49 | 352.00 | 454.06 | 480.12 | 5,068.76 |
| - | - | - | - | - | - | - | - | - | - |
| 1,166.75 | 1,052.19 | 839.76 | 1,067.33 | 980.05 | 963.98 | 917.63 | 974.14 | 1,438.92 | 12,859.44 |
| - | - | - | - | - | - | - | - | - | - |
| 630.60 | 647.28 | 679.46 | 833.94 | 846.61 | 804.73 | 984.50 | 660.40 | 685.25 | 8,787.52 |
| 204.70 | 137.65 | 112.57 | 117.24 | 109.91 | 113.23 | 119.83 | 131.31 | 273.90 | 1,924.12 |
| 917.22 | 1,033.89 | 1,284.90 | 1,358.98 | 1,364.63 | 1,354.05 | 1,294.97 | 283.73 | 1,755.60 | 12,587.98 |
| 128.39 | 148.68 | 236.12 | 286.65 | 231.70 | 211.34 | 229.23 | 358.58 | 222.62 | 3,784.84 |
| 378.73 | 396.75 | 736.72 | 442.17 | 716.35 | 685.71 | 586.21 | 468.63 | 531.89 | 6,755.61 |
| 362.09 | 390.83 | 431.95 | 389.35 | 399.26 | 448.80 | 420.58 | 566.39 | 995.60 | 6,708.17 |
| 733.14 | 402.39 | 427.59 | 394.74 | 433.74 | 436.26 | 433.88 | 720.23 | 885.32 | 7,343.86 |
| 822.15 | 635.96 | 442.16 | 460.42 | 434.19 | 436.52 | 474.32 | 824.42 | 1,533.27 | 8,880.39 |
| 378.19 | 259.53 | 357.15 | 338.55 | 429.27 | 201.31 | 219.17 | 310.46 | 422.06 | 4,307.97 |
| 1,108.17 | 737.30 | 986.50 | 930.42 | 997.05 | 571.51 | 1,481.53 | 1,016.71 | 1,196.40 | 12,718.66 |
| 175.37 | 220.50 | 314.20 | 266.27 | 212.52 | 176.72 | 194.38 | 253.24 | 501.50 | 3,360.90 |
| 40.73 | 46.09 | 55.90 | 78.63 | 71.80 | 63.63 | 66.25 | 60.56 | 66.15 | 706.00 |
| 1,085.74 | 1,029.48 | 2,297.49 | 2,177.07 | 2,466.61 | 2,288.24 | 1,712.65 | 1,082.77 | 1,147.72 | 19,441.41 |
| 6.46 | 51.47 | 49.65 | 48.75 | 51.38 | 48.96 | 51.98 | 51.61 | 51.61 | 561.70 |
| 418.53 | 284.63 | 393.00 | 345.62 | 323.29 | 334.40 | 395.32 | 473.32 | 744.28 | 5,778.74 |
| 1,382.62 | 2,603.46 | 2,521.02 | 2,218.34 | 2,240.34 | 1,460.90 | 1,191.11 | 305.72 | 1,276.23 | 17,550.37 |
| 196.27 | 401.17 | 399.70 | 417.24 | 458.00 | 431.79 | 416.08 | 395.71 | 382.86 | 4,631.27 |
| 1,388.78 | 557.74 | 1,211.46 | 1,235.75 | 1,097.56 | 1,192.17 | 942.61 | 1,046.86 | 1,642.28 | 14,705.81 |
| 1,147.27 | 1,412.20 | 1,638.71 | 926.42 | 2,553.79 | 1,646.06 | 1,412.74 | 916.43 | 1,332.76 | 15,773.20 |
| 611.05 | 555.37 | 663.53 | 584.11 | 621.13 | 689.37 | 671.99 | 351.17 | 1,198.10 | 8,357.84 |
| 237.98 | 140.78 | 121.71 | 133.87 | 128.88 | 120.29 | 129.15 | 149.61 | 287.48 | 2,309.18 |
| 78.40 | 354.47 | 217.38 | 221.09 | 264.33 | 183.74 | 349.77 | 247.40 | 268.54 | 3,193.39 |
| 370.99 | 786.91 | 877.96 | 738.84 | 465.90 | 1,072.57 | 660.12 | (57.36) | 1,491.50 | 9,484.13 |
| 1,086.91 | 1,648.92 | 3,106.12 | 3,340.27 | 3,380.68 | 3,176.42 | 2,353.32 | 1,104.61 | 1,323.79 | 24,047.17 |
| - | - | - | - | - | - | - | - | - | - |
| 444.77 | 444.58 | 314.17 | 276.14 | 255.08 | 254.44 | 311.19 | 339.67 | 469.93 | 4,778.59 |
| 531.95 | 427.94 | 419.73 | 446.99 | 411.02 | 407.89 | 424.43 | 396.06 | 521.27 | 5,858.07 |
| 1,178.28 | 1,256.33 | 1,472.59 | 1,760.00 | 1,604.59 | 1,729.37 | 1,448.87 | 1,214.70 | 1,243.66 | 16,898.18 |
| 217.26 | 113.96 | 77.94 | 100.39 | 103.66 | 142.74 | 119.96 | 310.66 | 191.86 | 2,203.23 |

| | | | | | | | | | |
|-----------|-----------|-----------|-----------|-----------|-----------|-----------|-----------|-----------|-------------------|
| 588.18 | 400.68 | 277.56 | 609.23 | 468.35 | 386.97 | 428.72 | 715.86 | 811.90 | 6,727.47 |
| 330.56 | 331.74 | 304.51 | 296.37 | 299.90 | 283.78 | 309.32 | 280.77 | 353.03 | 4,049.94 |
| 377.93 | 651.43 | 793.53 | 937.22 | 915.53 | 939.42 | 931.24 | 503.60 | 1,050.97 | 10,859.04 |
| 1,156.47 | 973.05 | 5,182.39 | 5,753.44 | 5,563.79 | 4,293.86 | 1,852.16 | 954.06 | 1,347.72 | 30,970.15 |
| 711.80 | 611.53 | 703.61 | 776.15 | 515.73 | 491.01 | 445.04 | 526.73 | 645.24 | 7,720.25 |
| - | - | - | - | - | - | - | - | - | - |
| 355.49 | 486.77 | 295.03 | 462.05 | 327.93 | 313.97 | 318.98 | 294.24 | 307.78 | 5,103.81 |
| 268.29 | 309.70 | 208.95 | 262.37 | 219.64 | 215.02 | 233.10 | 233.18 | 302.42 | 3,308.47 |
| 69.36 | 216.51 | 273.01 | 310.60 | 303.81 | 308.34 | 239.52 | 137.46 | 123.00 | 2,657.44 |
| 399.65 | 277.31 | 445.66 | 527.08 | 590.17 | 553.10 | 298.09 | 290.97 | 533.93 | 5,390.88 |
| 337.63 | 238.44 | 205.20 | 126.36 | 281.25 | 214.99 | 200.00 | 351.46 | 385.29 | 3,520.42 |
| 388.50 | 206.43 | 233.62 | 349.97 | 348.14 | 359.92 | 363.46 | 373.74 | 527.10 | 4,595.96 |
| 866.92 | 1,889.58 | 1,671.00 | 1,542.42 | 881.47 | 2,410.08 | 808.72 | 557.11 | 3,993.59 | 21,002.04 |
| 929.26 | 848.14 | 1,875.94 | 2,058.07 | 1,367.02 | 1,702.55 | 1,382.01 | 1,235.13 | 1,100.46 | 16,221.92 |
| 686.12 | 776.42 | 1,372.11 | 1,168.02 | 1,199.06 | 889.32 | 655.72 | 669.89 | 732.95 | 10,356.00 |
| - | - | - | - | - | - | - | - | - | - |
| 251.76 | 194.21 | 188.09 | 194.21 | 184.73 | 195.07 | 190.07 | 114.08 | 360.53 | 2,620.26 |
| 633.78 | 521.20 | 385.50 | 417.59 | 407.87 | 414.27 | 412.12 | 755.76 | 637.51 | 6,991.55 |
| 398.10 | 332.16 | 306.76 | 291.45 | 300.25 | 260.41 | 261.90 | 122.95 | 285.95 | 4,354.32 |
| 160.19 | 158.63 | 1,053.32 | 644.83 | 2,058.82 | 1,195.22 | 808.59 | 409.15 | 181.92 | 7,444.38 |
| 195.32 | 441.16 | 343.19 | 271.15 | 180.70 | 344.56 | 195.01 | 68.28 | 463.37 | 3,797.65 |
| 441.99 | 367.39 | 131.25 | 113.79 | 115.20 | 127.55 | 308.69 | 301.56 | 499.65 | 3,483.39 |
| 383.95 | 342.16 | 256.48 | 184.73 | 298.84 | 198.49 | 219.17 | 249.27 | 429.54 | 3,765.99 |
| - | - | - | - | 113.35 | 641.49 | 656.02 | 509.35 | 553.71 | 2,473.92 |
| 219.93 | 75.83 | 89.10 | 88.74 | 86.51 | 89.49 | 76.30 | 186.89 | 269.28 | 1,839.89 |
| 286.75 | 524.22 | 776.62 | 678.05 | 386.52 | 821.40 | 445.33 | 114.72 | 1,116.12 | 7,713.51 |
| - | 451.66 | 302.23 | 319.85 | 336.58 | 324.94 | 421.06 | 272.22 | 325.15 | 4,213.95 |
| 165.00 | 165.00 | 165.00 | 165.00 | 165.00 | 165.00 | 165.00 | 165.00 | 165.00 | 1,980.00 |
| - | - | - | - | - | - | - | - | - | - |
| 33,036.31 | 32,963.83 | 35,308.05 | 34,972.25 | 33,727.85 | 31,307.71 | 31,181.76 | 31,935.07 | 34,706.59 | 395,619.83 |
| - | - | - | - | - | - | - | - | - | - |
| 1,239.09 | 549.84 | 1,297.59 | 1,159.48 | 1,632.44 | 1,103.51 | 910.97 | 1,632.41 | 1,591.43 | 16,081.70 |
| 6,496.64 | 2,899.11 | 1,208.39 | 717.04 | 496.87 | 510.86 | 2,100.86 | 2,003.19 | 8,697.81 | 48,345.52 |
| 1,144.45 | 1,255.95 | 1,217.79 | 943.88 | 919.96 | 918.34 | 1,531.19 | 929.40 | 1,449.42 | 14,072.88 |
| 1,203.31 | 1,203.31 | 1,203.31 | 1,203.31 | 2,036.61 | - | - | 80.38 | - | 9,349.55 |
| 178.64 | 404.47 | - | 56.90 | - | - | - | 177.33 | 113.01 | 1,506.93 |
| - | 386.95 | 445.35 | 90.23 | 1,080.68 | 1,233.39 | 276.69 | 213.26 | 352.22 | 7,428.50 |
| - | - | - | - | - | - | - | - | - | - |
| - | - | - | - | - | - | - | - | - | - |
| 4,706.45 | 3,971.28 | 3,937.28 | 1,505.96 | 1,943.20 | 2,874.64 | 3,731.56 | 3,509.81 | 8,924.94 | 46,898.91 |
| - | 80.80 | - | - | 191.76 | 3,527.65 | - | 1,501.21 | - | 5,514.29 |
| - | 390.00 | 80.00 | 80.00 | 80.00 | 204.41 | - | 80.00 | 1,226.24 | 2,374.17 |
| - | 376.28 | 416.78 | 3.98 | 56.28 | 59.61 | - | 829.61 | - | 1,931.01 |
| 1,815.00 | 54.51 | - | - | - | - | 31.08 | 650.00 | 3,200.00 | 6,122.70 |
| - | - | - | - | - | - | - | - | - | - |

| | | | | | | | | | |
|-------------|-----------|-----------|-----------|-----------|-----------|-----------|-----------|-----------|-------------------|
| 876.28 | 4,459.31 | 7,961.22 | 17,616.40 | 5,624.68 | 7,726.42 | 5,625.88 | 6,906.64 | 23,562.80 | 93,232.48 |
| - | - | - | - | - | - | - | - | - | - |
| 3,779.89 | 695.82 | 450.00 | 450.00 | 3,409.79 | 1,052.60 | 8,080.74 | 500.94 | 1,240.00 | 27,458.33 |
| 240.75 | 230.00 | - | 765.62 | 2,574.12 | 2,190.40 | 1,800.01 | 1,135.76 | 1,517.70 | 22,166.31 |
| 1,538.21 | 1,217.48 | 75.00 | 75.00 | - | 75.00 | 105.15 | 75.00 | 1,623.00 | 7,609.70 |
| - | - | - | - | - | - | - | - | - | 230.00 |
| - | 77.85 | 510.79 | - | 574.95 | - | 414.42 | 322.76 | 151.00 | 5,804.51 |
| - | - | - | - | - | - | - | - | - | - |
| - | - | - | - | - | - | 184.27 | - | - | 184.27 |
| 74.06 | 74.05 | 76.67 | 78.34 | 78.38 | 78.38 | 78.70 | 78.49 | 78.49 | 917.30 |
| - | - | - | - | - | 939.00 | 285.61 | 1,798.42 | 1,078.44 | 4,101.47 |
| 1,257.54 | 2,211.69 | 352.49 | 434.82 | 242.06 | 1,086.42 | 468.51 | 2,383.26 | 4,255.26 | 19,204.52 |
| 620.57 | 174.29 | 191.69 | 213.56 | 169.91 | 266.48 | 3,415.12 | 469.63 | 331.19 | 7,431.85 |
| 1,606.00 | 1,960.00 | 1,682.00 | 1,758.00 | 1,808.00 | 1,732.00 | 1,882.00 | 1,962.00 | 1,884.00 | 21,550.00 |
| 7,904.59 | 16,771.07 | 20,958.57 | 10,591.37 | 12,262.52 | 11,716.51 | 12,773.50 | 10,202.42 | 14,851.06 | 157,421.65 |
| 3,941.96 | 6,599.88 | 4,789.89 | 3,885.66 | 4,404.87 | 6,175.42 | 4,379.27 | 2,675.85 | 5,480.76 | 62,113.29 |
| 40,710.53 | 44,381.00 | 58,050.61 | 64,620.92 | 60,882.76 | 68,523.41 | 79,866.18 | 46,371.97 | 54,267.08 | 660,735.07 |
| 2,177.02 | 2,877.38 | 2,103.88 | 2,151.76 | 1,876.66 | 1,972.44 | 1,824.19 | 1,746.81 | 2,762.26 | 26,289.75 |
| - | - | - | - | - | - | - | - | - | - |
| - | - | - | - | - | - | - | - | - | - |
| 800.00 | 800.00 | 890.00 | - | 900.00 | 850.00 | 1,100.00 | 1,000.00 | 900.00 | 8,840.00 |
| - | - | - | - | - | - | - | - | - | - |
| - | - | - | - | - | - | - | - | - | - |
| 3,033.40 | 4,675.73 | 7,492.89 | 6,422.63 | 7,880.65 | 2,985.35 | 3,258.34 | 2,750.17 | 3,045.56 | 48,868.68 |
| 308.75 | 291.44 | 358.55 | 138.24 | 327.00 | 106.96 | 110.60 | 87.12 | 642.58 | 2,911.23 |
| 39.49 | 35.54 | 98.69 | 75.04 | 67.15 | 75.27 | 67.15 | 35.64 | 27.79 | 631.96 |
| 22,165.42 | 34,942.81 | 51,440.99 | 49,841.43 | 47,238.52 | 38,941.13 | 28,545.59 | 23,823.45 | 23,689.14 | 387,420.60 |
| - | - | - | 260.00 | - | - | - | - | 160.80 | 420.80 |
| - | - | - | 882.00 | - | 882.00 | - | - | - | 1,764.00 |
| - | - | - | - | - | - | - | - | - | - |
| 486.70 | 1,654.76 | 2,141.46 | 2,238.80 | 1,849.44 | 1,460.09 | 1,168.07 | 888.23 | 986.92 | 15,989.32 |
| - | - | - | - | - | - | - | - | - | - |
| 4,031.46 | 6,726.28 | 7,860.85 | 8,354.41 | 8,042.31 | 5,690.29 | 4,888.84 | 3,628.38 | 3,781.38 | 62,863.67 |
| 35.93 | 107.79 | - | 145.16 | 72.58 | - | 36.43 | 72.86 | 151.27 | 693.88 |
| - | - | - | - | - | - | - | - | - | - |
| - | - | - | - | - | - | - | - | - | - |
| (13,603.38) | - | - | 7,929.00 | - | - | - | - | - | 7,929.00 |
| - | - | - | - | - | - | - | - | 963.40 | 963.40 |
| - | - | - | - | - | - | - | - | - | - |
| 1,533.30 | 2,882.59 | 3,741.24 | 3,261.27 | 3,138.85 | 2,708.02 | 1,846.38 | 1,803.51 | 2,284.45 | 27,719.96 |
| - | 5,291.74 | - | 15,858.00 | - | 10,743.04 | - | 9,178.18 | 10,572.01 | 60,448.19 |
| 13,603.38 | - | - | - | - | 171.04 | 356.50 | 593.59 | - | 14,724.51 |
| 37.46 | 37.46 | 74.92 | 56.19 | 74.92 | 18.73 | 93.65 | 59.94 | 410.06 | 994.24 |
| 137.17 | 299.34 | - | 420.89 | - | - | 140.30 | - | 137.17 | 1,546.38 |
| 18,842.21 | 28,228.08 | 35,028.31 | 44,917.71 | 36,018.17 | 30,763.72 | 22,138.66 | 16,443.46 | 17,949.64 | 310,826.59 |

| | | | | | | | | | |
|-------------------|-------------------|-------------------|-------------------|-------------------|-------------------|-------------------|-------------------|-------------------|---------------------|
| 1,595.88 | 1,097.82 | 4,303.42 | 1,252.32 | 874.71 | 3,784.50 | 1,387.99 | 757.15 | 3,913.05 | 24,921.20 |
| - | - | - | - | - | - | - | - | - | - |
| - | - | - | - | - | - | - | - | - | - |
| - | - | 961.25 | - | - | - | 1,417.75 | - | - | 3,332.25 |
| - | - | - | - | - | - | - | - | - | - |
| 112.38 | 187.30 | 243.49 | 318.41 | 280.95 | 206.03 | 412.06 | 168.57 | 224.76 | 2,583.84 |
| - | - | 149.67 | - | - | - | - | - | 137.17 | 286.84 |
| 18.81 | 37.92 | 38.51 | 32.04 | 38.23 | 18.84 | 18.84 | 18.84 | 18.59 | 266.00 |
| 845.72 | 1,179.14 | 634.30 | 601.77 | 742.87 | 511.56 | 277.19 | 586.18 | 488.10 | 8,062.21 |
| 586.30 | 799.50 | 1,536.13 | 1,189.29 | 991.07 | 1,494.07 | 1,445.88 | 385.57 | 481.95 | 10,455.16 |
| 23,698.34 | 21,084.64 | 22,937.76 | 21,244.38 | 19,674.80 | 22,885.49 | 24,007.44 | 21,990.75 | 19,880.46 | 263,913.20 |
| - | - | - | - | - | - | - | - | - | - |
| 4,391.65 | 5,566.41 | 11,659.19 | 2,850.20 | 6,077.24 | 7,904.34 | 4,810.91 | 2,133.22 | 8,356.20 | 79,271.02 |
| 718.50 | - | - | - | - | 157.52 | 472.56 | 315.04 | 315.04 | 4,441.31 |
| 10,055.80 | 8,451.00 | 8,348.09 | 10,615.06 | 15,793.08 | 9,808.78 | 14,856.40 | 19,245.80 | 12,240.80 | 135,774.91 |
| 1,732.20 | 671.40 | 1,701.40 | 1,891.00 | 2,190.40 | 1,806.40 | 3,471.32 | 3,913.40 | 2,951.32 | 27,351.32 |
| - | 141.04 | - | 1,768.56 | 423.12 | 135.76 | - | - | - | 5,208.68 |
| 379.46 | 1,866.51 | 1,332.72 | 2,926.06 | 377.96 | 2,404.87 | 1,128.28 | 260.90 | 2,782.00 | 19,541.83 |
| 4,919.86 | 5,148.67 | 6,126.67 | 6,133.47 | 6,188.62 | 6,162.15 | 6,445.76 | 5,954.57 | 6,069.59 | 72,870.46 |
| (17,737.50) | (23,900.25) | (28,233.50) | (26,617.50) | (23,352.00) | (24,522.75) | (25,956.00) | (20,454.00) | (23,745.75) | (284,022.75) |
| - | - | - | - | - | 1,326.00 | - | - | - | 1,820.40 |
| - | - | - | - | - | 5,205.20 | - | - | - | 5,205.20 |
| - | - | - | - | - | 172.00 | - | - | - | 172.00 |
| - | 55.80 | - | - | - | - | - | - | - | 166.92 |
| - | - | - | - | - | - | - | - | - | - |
| 8,618.99 | 5,329.20 | 6,444.63 | 4,788.82 | 7,804.45 | 14,660.00 | 5,233.06 | 5,810.65 | 3,761.21 | 85,018.76 |
| 16,675.70 | 30,319.18 | 45,142.15 | 41,746.08 | 38,972.75 | 30,477.41 | 21,564.83 | 26,093.41 | 20,594.70 | 329,240.24 |
| 1,131.99 | 6,410.22 | 2,164.80 | 5,295.98 | 6,285.60 | 3,383.18 | 6,674.05 | 6,140.56 | 3,504.96 | 47,779.93 |
| 545.19 | 5,566.33 | 2,021.73 | 2,918.43 | 3,951.74 | 618.55 | 618.54 | 510.19 | 618.54 | 21,475.34 |
| - | 252.91 | 904.42 | 1,088.98 | 44.69 | 290.70 | 2,764.06 | 299.08 | 2,735.75 | 10,371.84 |
| 3,990.81 | 15,187.30 | 80,206.19 | 23,007.45 | 18,165.48 | 24,516.02 | 24,511.32 | 40,715.00 | 25,788.70 | 307,421.12 |
| 504,121.63 | 617,401.29 | 849,739.03 | 876,762.68 | 836,011.02 | 757,599.98 | 726,055.13 | 620,449.00 | 693,658.39 | 8,117,411.57 |
| 24,958.54 | 24,000.38 | 24,116.83 | 22,114.25 | 23,232.14 | 21,973.87 | 24,776.44 | 23,038.78 | 21,726.16 | 282,042.15 |
| - | - | - | - | - | - | - | - | - | - |
| 18,435.15 | 16,778.42 | 17,123.12 | 17,890.51 | 17,158.00 | 16,742.62 | 18,974.25 | 16,736.54 | 16,717.76 | 209,130.93 |
| 4,873.43 | 7,058.96 | 1,819.57 | 8,220.57 | 4,525.49 | 6,536.99 | 2,833.77 | 5,476.13 | 4,405.17 | 60,085.13 |
| - | 40.02 | 35.53 | 769.85 | - | 23.63 | 79.98 | 112.52 | 336.77 | 6,006.84 |
| 811.08 | 365.00 | - | 783.50 | 237.30 | 288.00 | 1,016.52 | 1,096.40 | (5.00) | 5,739.75 |
| 225.23 | 128.59 | 222.13 | 902.06 | 515.15 | 1,261.73 | 2,861.55 | 4,883.10 | 5,800.05 | 39,454.60 |
| - | - | - | - | - | - | - | - | - | - |
| 8,596.77 | 8,008.63 | 10,266.66 | 5,436.80 | 16,353.08 | 27,629.34 | 21,386.06 | 17,345.64 | 19,863.36 | 231,857.82 |
| 2,684.60 | 6,860.87 | 1,630.62 | 483.61 | 228.70 | 1,125.32 | 4,791.30 | 3,674.93 | 923.34 | 24,704.33 |
| - | - | - | - | - | - | - | - | - | - |
| - | - | - | - | - | - | - | - | - | - |

| | | | | | | | | | |
|-------------|-------------|-------------|-------------|-------------|-------------|-------------|-------------|-------------|---------------------|
| - | - | - | - | - | - | - | - | - | - |
| 90.12 | 2,249.73 | 1,288.32 | 2,933.89 | 940.62 | 7,142.46 | 4,067.25 | 1,619.27 | 3,040.36 | 32,025.35 |
| - | - | - | - | - | - | - | - | - | - |
| 1,713.60 | 1,713.60 | 2,484.72 | 3,712.80 | 4,569.60 | 5,778.68 | 11,165.23 | 4,321.36 | 9,868.16 | 58,181.63 |
| - | - | - | - | - | - | - | - | - | - |
| 526.27 | 674.47 | 2,393.21 | 2,922.01 | 1,662.70 | 2,636.00 | 1,425.67 | 239.61 | 570.10 | 17,514.71 |
| 5,854.41 | 4,799.92 | 7,383.40 | 5,909.16 | 6,680.15 | 4,636.27 | 14,291.21 | 1,535.99 | 16,712.44 | 91,637.29 |
| - | - | - | 208.92 | - | - | - | - | - | 259.83 |
| - | - | 141.04 | 716.95 | - | - | - | - | - | 857.99 |
| 1,363.91 | 83.12 | 176.30 | 333.58 | 1,843.30 | 291.30 | 974.05 | - | 2,414.37 | 8,135.60 |
| 193.93 | 2,124.44 | 5,983.68 | 169.70 | 6,746.82 | 277.00 | 793.97 | 1,281.36 | 4,487.86 | 24,843.64 |
| - | - | - | - | 244.92 | 9,013.72 | 149.96 | 693.08 | 2,656.34 | 14,019.10 |
| 502.03 | - | - | - | 335.20 | - | - | - | - | 1,608.20 |
| - | - | 67.88 | 101.82 | - | 906.95 | 443.63 | 164.43 | - | 1,684.71 |
| - | - | - | - | - | 313.40 | - | - | - | 313.40 |
| - | - | - | - | - | 13,071.04 | 1,646.40 | - | - | 14,717.44 |
| - | - | - | - | - | 419.88 | - | - | - | 419.88 |
| - | - | - | - | - | 272.00 | - | - | - | 272.00 |
| - | - | - | - | - | 5,086.60 | - | - | - | 5,086.60 |
| - | - | - | - | - | - | - | - | - | - |
| - | - | - | - | 938.00 | 1,211.56 | - | - | - | 2,149.56 |
| - | - | - | - | - | 2,139.00 | - | - | 942.00 | 3,681.00 |
| - | - | - | - | - | 107.00 | - | - | - | 107.00 |
| - | - | - | - | - | 179.00 | - | - | - | 179.00 |
| - | - | - | - | - | - | - | - | - | - |
| - | - | - | - | - | - | - | - | - | - |
| 3,267.39 | 7,622.23 | 7,965.90 | 9,921.39 | 3,832.94 | 8,733.75 | 7,467.00 | 8,530.85 | 8,995.10 | 85,895.56 |
| 9,106.87 | 10,088.16 | 8,853.77 | 8,146.27 | 7,106.37 | 9,014.82 | 8,378.53 | 7,355.45 | 7,939.40 | 97,209.07 |
| - | - | - | - | - | - | - | - | 3,232.03 | 6,220.56 |
| - | - | - | - | - | - | - | - | - | - |
| - | - | - | - | - | - | 33.94 | - | - | 33.94 |
| - | - | - | - | - | - | - | - | - | - |
| (39,183.00) | (48,042.25) | (48,663.38) | (47,133.96) | (41,389.74) | (50,577.40) | (42,906.14) | (34,307.69) | (34,367.73) | (490,558.04) |
| (4,347.00) | (4,609.50) | (4,472.75) | (5,056.00) | (2,784.00) | (5,344.00) | (3,780.00) | (3,008.00) | (3,148.00) | (43,374.25) |
| - | - | (114.00) | - | (627.00) | - | - | - | - | (741.00) |
| - | - | - | - | - | - | - | - | 4,640.72 | 4,640.72 |
| 779.16 | 1,081.07 | 1,010.10 | - | 52.89 | 450.58 | 179.92 | 1,067.27 | 222.76 | 7,891.07 |
| 35,301.95 | 23,340.56 | 31,347.13 | 19,670.59 | 23,116.60 | 83,566.41 | 53,462.65 | 21,104.61 | 41,058.42 | 384,694.13 |
| 39,985.80 | 118,441.83 | 31,747.61 | 61,259.12 | 53,663.59 | 34,502.10 | 28,136.55 | 10,399.79 | 17,080.93 | 439,398.59 |
| 64,590.90 | 63,256.90 | 20,691.55 | 6,319.00 | 2,356.85 | 8,567.38 | 2,330.67 | 23,114.58 | 1,609.17 | 217,953.10 |
| 1,421.52 | 968.69 | 4,966.35 | 7,363.35 | 12,449.24 | 15,343.56 | 20,493.94 | 6,452.02 | 3,516.45 | 147,600.54 |
| - | 76.31 | - | - | - | - | - | - | - | 76.31 |
| 224.10 | 97.50 | 125.74 | 73.11 | 48.59 | 49.17 | 42.58 | 32.97 | 39.37 | 1,415.11 |
| - | - | - | - | - | - | - | - | - | - |
| - | - | - | - | - | - | - | - | - | - |

| | | | | | | | | | |
|-------------------|-------------------|-------------------|-------------------|-------------------|-------------------|-------------------|-------------------|-------------------|---------------------|
| - | - | - | - | - | - | - | - | - | - |
| 7,314.29 | 1,352.78 | (1,708.23) | (1,138.86) | (3,602.68) | 4,854.37 | 4,671.07 | 5,005.48 | (15,206.07) | (0.00) |
| - | - | - | - | - | - | - | - | - | - |
| (1,755.34) | 681.39 | 12,419.88 | (2,344.83) | (1,289.85) | 4,503.42 | (1,805.40) | 11,340.50 | (27,275.60) | - |
| 16.21 | 16.21 | 16.21 | 16.21 | 16.21 | 16.21 | 16.21 | 16.21 | 16.21 | 194.52 |
| 31,070.58 | 46,384.86 | 62,425.35 | 92,427.11 | 45,113.09 | 76,769.05 | 68,217.17 | 67,626.45 | 42,813.72 | 660,185.80 |
| - | - | - | - | - | - | - | - | - | - |
| 267.45 | 1,085.93 | 2,259.98 | 1,828.82 | 3,072.37 | 2,367.21 | 1,543.32 | 1,327.43 | 934.41 | 19,281.89 |
| - | - | - | - | - | - | - | - | - | - |
| 1,829.72 | 7.99 | 1,431.26 | - | 813.88 | 4,053.21 | 496.81 | 2,010.62 | 15,157.70 | 39,555.24 |
| 3,768.90 | 3,434.67 | 14,035.25 | 7,786.44 | 10,139.48 | 4,234.83 | 3,084.15 | 9,699.51 | 17,695.73 | 95,433.26 |
| - | 210.77 | 13,458.86 | 12,109.38 | 5,424.62 | - | - | - | - | 31,203.63 |
| 5,926.28 | 1,744.31 | 11,076.06 | 7,771.21 | 9,747.15 | 1,740.00 | 1,237.98 | 1,208.92 | 5,976.68 | 73,625.18 |
| - | - | - | - | - | - | - | - | - | - |
| - | - | - | - | - | - | - | - | - | - |
| 3,864.00 | 4,720.00 | 3,896.48 | 4,290.00 | 4,316.00 | 4,310.40 | 4,340.00 | 4,874.00 | 5,013.56 | 52,591.62 |
| - | - | - | - | - | - | - | - | - | - |
| 15,622.80 | 12,392.77 | 22,484.47 | 28,507.57 | 22,713.99 | 22,421.58 | 17,202.32 | 18,780.27 | 13,398.24 | 217,462.13 |
| - | - | - | - | - | - | - | - | - | - |
| 806.36 | 1,853.06 | 3,059.17 | 3,965.47 | 3,956.38 | 3,324.66 | 1,991.57 | 1,621.57 | 3,516.07 | 34,157.88 |
| - | - | - | - | - | - | - | - | - | - |
| 1,321.76 | 1,453.50 | 1,150.95 | 516.97 | 2,207.19 | 751.92 | 1,034.69 | 1,545.48 | 1,539.19 | 14,821.50 |
| 777.08 | 378.79 | 187.40 | 181.15 | 144.67 | 161.78 | 233.36 | 503.23 | 530.35 | 7,239.15 |
| 2,496.63 | 2,054.40 | 2,022.43 | 2,376.69 | 2,420.77 | 2,150.07 | 2,111.96 | 2,547.74 | 3,125.13 | 30,480.03 |
| 3,344.32 | 3,439.48 | 2,083.21 | 4,688.49 | 2,856.02 | 3,283.06 | 2,380.20 | 2,392.49 | 5,063.59 | 39,088.20 |
| 13,740.95 | 22,926.01 | 119,178.79 | 53,524.57 | 32,581.10 | 36,957.97 | 31,908.05 | 58,945.87 | 56,380.07 | 529,477.15 |
| 10,029.17 | 10,762.81 | 7,638.23 | 11,087.98 | 8,290.15 | 10,974.69 | 9,891.39 | 7,661.73 | 20,486.29 | 129,570.31 |
| - | - | - | - | - | - | - | - | - | - |
| 282,417.92 | 362,107.38 | 405,706.78 | 361,767.22 | 292,958.04 | 416,244.16 | 334,071.73 | 320,068.49 | 310,443.13 | 3,969,438.38 |
| 1,238.91 | 1,019.50 | 893.54 | 1,793.45 | 2,708.16 | 2,828.09 | 166.04 | 1,001.06 | 3,001.23 | 16,497.00 |
| 676.71 | 754.93 | 1,242.42 | 1,516.08 | 1,732.57 | 1,478.92 | 1,326.75 | 1,553.40 | 1,168.99 | 15,931.72 |
| - | - | - | - | - | 3,828.20 | 879.00 | - | - | 4,707.20 |
| 113,350.58 | 109,414.49 | 126,352.12 | 123,263.63 | 116,216.31 | 111,982.24 | 121,876.37 | 112,150.23 | 90,657.71 | 1,356,346.77 |
| (87,211.41) | (63,804.20) | (66,442.42) | (55,476.38) | (56,731.12) | (62,204.72) | (82,287.76) | (57,005.00) | (70,048.22) | (733,904.40) |
| 531.35 | 1,222.25 | 1,193.59 | 1,492.70 | 1,694.64 | 1,576.39 | 2,777.74 | 1,958.23 | 4,604.73 | 20,057.81 |
| 28,586.14 | 48,606.97 | 63,239.25 | 72,589.48 | 65,620.56 | 59,489.12 | 44,738.14 | 59,657.92 | 29,384.44 | 679,636.10 |
| - | - | - | - | - | - | - | - | - | - |
| - | - | - | - | - | - | - | - | - | 3,728.52 |
| 2,510.32 | 4,376.49 | 5,610.96 | 2,570.86 | 5,095.93 | 2,809.53 | 4,303.20 | 4,735.14 | 3,280.12 | 47,229.29 |
| - | - | - | - | - | - | - | - | - | - |
| - | - | - | - | - | - | - | - | - | - |
| - | - | - | - | - | - | - | - | - | - |
| - | - | - | - | - | - | - | - | - | 171.36 |

| | | | | | | | | | |
|-------------------|-------------------|-------------------|-------------------|-------------------|-------------------|-------------------|-------------------|-------------------|---------------------|
| - | - | - | - | - | - | - | - | - | - |
| - | - | - | - | - | - | - | - | - | - |
| - | - | - | - | - | - | 27.50 | 44.00 | - | 71.50 |
| - | - | - | - | - | - | - | - | - | - |
| 5,521.97 | 4,817.32 | 6,007.11 | 6,338.74 | 7,268.17 | 6,544.70 | 7,370.41 | 5,740.40 | 5,513.97 | 68,334.70 |
| - | 649.01 | 1,675.17 | 1,225.45 | 1,783.68 | 1,786.62 | 1,875.94 | 1,658.91 | 1,605.97 | 15,572.58 |
| - | - | - | - | - | - | - | - | - | - |
| 54,752.76 | 30,239.33 | 31,303.80 | 36,024.69 | 39,079.10 | 40,013.94 | 25,787.57 | 55,170.54 | 40,554.19 | 441,303.38 |
| 92.77 | - | - | - | - | - | - | - | - | 92.77 |
| 23.62 | 1,972.36 | 184.23 | 7,228.88 | 45.50 | 698.42 | 142.10 | - | 12,994.27 | 24,858.98 |
| - | 6,651.74 | 11,746.85 | 1,131.78 | 11,384.26 | 16,546.82 | 52.50 | - | - | 47,513.95 |
| 106,162.71 | 101,714.32 | 104,333.87 | 97,300.99 | 92,912.33 | 97,205.68 | 104,064.88 | 99,501.15 | 93,740.59 | 1,195,787.53 |
| - | - | - | - | - | - | - | - | - | 1,160.31 |
| 258.79 | (642.15) | 236.31 | - | (34.12) | 1,091.67 | 23,657.70 | 3,017.78 | 7,730.22 | 36,666.80 |
| 169,322.94 | 149,778.42 | 161,098.30 | 151,821.39 | 157,534.85 | 166,697.38 | 167,281.80 | 169,867.92 | 165,419.33 | 1,882,491.67 |
| 17,313.85 | 16,526.79 | 17,069.62 | 17,303.58 | 15,828.13 | 15,828.09 | 13,666.00 | 15,449.77 | 12,383.47 | 191,979.09 |
| - | - | - | - | - | - | - | - | - | - |
| 63,151.31 | 59,934.53 | 60,891.86 | 59,931.88 | 57,381.23 | 63,065.21 | 70,271.34 | 59,058.62 | 44,239.05 | 730,449.91 |
| - | - | - | - | - | - | - | - | - | - |
| 13,862.37 | 13,256.58 | 13,832.53 | 23,487.00 | 18,929.38 | 22,871.57 | 8,504.21 | 6,283.65 | 6,297.94 | 165,138.56 |
| - | - | - | - | - | - | - | - | - | - |
| 45,720.83 | 42,046.80 | 43,956.25 | 39,267.52 | 41,377.18 | 38,882.48 | 44,772.41 | 39,915.12 | 39,248.64 | 507,371.65 |
| - | - | - | - | - | - | - | - | - | - |
| 834.29 | 647.30 | 1,115.99 | 1,131.59 | 1,662.56 | 1,447.70 | 2,597.78 | 2,410.25 | 5,956.88 | 27,867.39 |
| - | - | - | - | - | - | - | - | - | - |
| - | 49.98 | 201.29 | 381.04 | - | 49.98 | 93.13 | 25.25 | 258.08 | 1,271.65 |
| - | 240.87 | 127.67 | 223.02 | 280.52 | 252.19 | 188.34 | 97.67 | 224.74 | 2,684.56 |
| - | - | - | - | - | 149.20 | - | - | - | 149.20 |
| 3,563.30 | 2,983.92 | 6,639.30 | 6,607.48 | 4,005.84 | 6,872.01 | 5,513.49 | 2,982.02 | 2,785.78 | 54,243.64 |
| - | - | - | - | - | - | - | - | - | - |
| - | - | - | - | - | - | - | - | - | - |
| - | - | - | - | - | - | - | - | - | - |
| - | - | - | - | - | - | - | - | - | - |
| 27,790.75 | 27,790.75 | 27,790.75 | 27,790.75 | 28,199.44 | 28,199.44 | 28,199.44 | 28,199.44 | 28,199.44 | 335,532.45 |
| 226.65 | 230.88 | 199.09 | 264.70 | 225.22 | - | 450.56 | 226.53 | 128.86 | 2,660.07 |
| 2,665.53 | 2,759.21 | 3,651.13 | 3,846.29 | 3,832.40 | 3,299.09 | 2,800.31 | 2,119.43 | 1,334.86 | 35,490.64 |
| - | - | - | - | - | - | - | - | 3,648.63 | 3,648.63 |
| - | - | - | - | - | - | - | 820.42 | 6,172.67 | 6,993.09 |
| (791.82) | (491.99) | (709.98) | (956.78) | (872.30) | (1,654.76) | (675.53) | (855.53) | (1,045.75) | (9,714.31) |
| (56,652.01) | (55,116.69) | (73,755.09) | (72,013.76) | (65,702.50) | (95,143.45) | (90,735.51) | (69,768.81) | (68,880.38) | (838,308.56) |
| 20,094.22 | 19,980.01 | 52,889.22 | 22,133.88 | 21,767.65 | 24,646.44 | 42,849.99 | 26,355.56 | 38,152.67 | 326,103.84 |
| 86,327.52 | 30,742.71 | 4,199.67 | 58,871.39 | 59,011.57 | 59,186.64 | 58,648.25 | 58,930.92 | 58,742.41 | 654,621.52 |
| 386.19 | 386.19 | 386.19 | 386.19 | 386.19 | 386.19 | 525.27 | 525.27 | 525.27 | 5,051.46 |

| | | | | | | | | | |
|-------------------|-------------------|-------------------|-------------------|-------------------|-------------------|-------------------|-------------------|-------------------|---------------------|
| - | - | - | - | - | - | - | - | - | - |
| 124,516.50 | 124,516.50 | 124,516.50 | 124,516.50 | 124,516.50 | 124,516.50 | 124,516.50 | 124,516.50 | 318,282.50 | 1,687,964.00 |
| 21,930.61 | 9,830.57 | 22,891.21 | 28,219.95 | 22,156.83 | 23,167.27 | 28,681.59 | 22,290.11 | 22,336.44 | 272,197.49 |
| - | - | - | - | - | - | - | - | - | - |
| 23,244.00 | 23,244.00 | 29,337.74 | 23,244.00 | 23,244.00 | 23,244.00 | 23,244.00 | 23,244.00 | 143,028.99 | 404,806.73 |
| - | - | - | - | - | - | - | - | - | - |
| 148,405.14 | 151,498.17 | 124,706.95 | 143,542.81 | 156,758.20 | 142,277.47 | 125,839.17 | 150,265.32 | 137,248.08 | 1,771,804.83 |
| - | - | 11,500.00 | 136.97 | - | - | - | - | 11,750.00 | 23,386.97 |
| 17,757.26 | 17,826.39 | 17,637.51 | 8,605.49 | 17,668.70 | 17,190.81 | 17,673.51 | 17,391.96 | 18,382.33 | 203,157.08 |
| 3,363.50 | 3,288.00 | 3,308.50 | 3,333.00 | 3,335.00 | 3,310.50 | 3,312.50 | 3,288.00 | 3,286.00 | 39,775.00 |
| - | - | - | - | - | - | - | - | - | - |
| 224.25 | 100.00 | 808.09 | 284.38 | 224.25 | 224.25 | 3,384.11 | 1,194.66 | 901.77 | 8,697.80 |
| - | - | - | - | - | (5.00) | - | - | - | 28.27 |
| - | - | - | - | - | 1,203.81 | - | - | 72.41 | 2,703.19 |
| - | - | - | 700.50 | 1,092.99 | - | 230.96 | - | - | 6,572.33 |
| - | - | - | - | - | - | - | - | - | - |
| - | - | 1,881.00 | 1,050.00 | - | 1,448.00 | 960.00 | - | 2,052.49 | 12,197.87 |
| 2,819.92 | 795.04 | 3,522.84 | (2,297.08) | 4,373.92 | 2,003.42 | 10,083.20 | 4,924.92 | 860.92 | 35,341.68 |
| - | - | (3,414.00) | - | - | 5,026.00 | - | - | (20,679.00) | (3,090.00) |
| 13,590.00 | 13,590.00 | 13,590.00 | 13,590.00 | 9,066.67 | 25,189.99 | 0.01 | 13,861.66 | 13,861.67 | 157,110.00 |
| - | - | 202.58 | - | - | 4,305.00 | - | - | 295.00 | 6,689.58 |
| 2,358.64 | 2,478.39 | 1,901.14 | 1,634.64 | 2,179.64 | 1,579.64 | 1,573.44 | 1,230.54 | 7,186.56 | 29,343.47 |
| 2,093.34 | 2,018.34 | 2,168.30 | 2,018.34 | 2,270.34 | 2,120.34 | 2,338.34 | 2,018.34 | 3,268.33 | 26,483.36 |
| 5,521.70 | 792.19 | 465.61 | 1,754.50 | 1,180.00 | 732.50 | 220.00 | 458.85 | - | 35,652.14 |
| - | - | - | 27.62 | - | 54.27 | 65.73 | 119.96 | - | 339.65 |
| - | (579.87) | - | 1,062.74 | 1,413.71 | 1,936.60 | 12.32 | 1,117.28 | 12,923.39 | 18,903.35 |
| - | - | - | - | - | - | - | - | - | - |
| 744.75 | 2,225.75 | 862.50 | 321.25 | 230.00 | 13,181.50 | (11,149.00) | 1,424.50 | 394.00 | 10,052.00 |
| - | - | - | - | - | - | - | - | - | - |
| 100.00 | - | 100.00 | 100.00 | 100.00 | 100.00 | 100.00 | 100.00 | 100.00 | 1,295.00 |
| 3,472.83 | 518.49 | 886.56 | 625.55 | 1,536.65 | 9,052.18 | 643.90 | 1,471.05 | 8,815.23 | 32,368.65 |
| - | - | - | - | - | - | - | - | - | - |
| - | - | - | - | - | - | - | - | - | - |
| - | - | - | - | - | - | - | - | - | - |
| - | - | - | - | - | - | - | - | - | - |
| 594,635.42 | 514,109.80 | 515,358.52 | 541,126.93 | 557,659.91 | 570,197.07 | 519,399.76 | 541,693.23 | 862,740.37 | 6,987,014.92 |
| 46,617.01 | 43,707.21 | 44,069.73 | 39,926.62 | 38,756.05 | 39,718.03 | 44,119.11 | 44,144.13 | 40,141.75 | 514,322.66 |
| (4,093.68) | (763.32) | (1,419.56) | (2,091.00) | (1,438.32) | (1,493.64) | (7,080.96) | (7,858.79) | (54,766.84) | (85,013.69) |
| - | - | - | - | - | 1,231.31 | 230.56 | - | 87.40 | 1,580.77 |
| - | - | - | 33.94 | - | - | - | - | - | 33.94 |
| - | - | - | - | - | - | - | - | - | 33.50 |
| - | - | - | - | - | - | - | - | - | - |
| 2,430.27 | 3,505.90 | 2,082.18 | 1,933.30 | 1,713.85 | 1,820.64 | 1,908.95 | 2,018.09 | 2,327.85 | 24,991.30 |
| 2,655.07 | 2,653.52 | 2,689.85 | 4,526.93 | 3,556.24 | 5,013.82 | 4,076.56 | 7,287.09 | 4,580.71 | 45,940.45 |

| | | | | | | | | | |
|---------------------|---------------------|---------------------|---------------------|---------------------|---------------------|---------------------|---------------------|---------------------|-----------------------|
| 43,074.91 | 45,280.17 | 45,666.66 | 44,307.50 | 49,110.08 | 49,829.37 | 56,805.32 | 55,538.57 | 66,353.07 | 584,126.55 |
| 90,683.58 | 94,383.48 | 93,088.86 | 88,637.29 | 91,697.90 | 96,119.53 | 100,059.54 | 101,129.09 | 58,723.94 | 1,086,015.48 |
| 23,406.00 | 24,043.00 | 26,352.00 | 25,174.00 | 25,753.00 | 24,485.00 | 24,566.00 | 24,339.00 | 26,475.00 | 296,209.00 |
| (77,643.00) | (70,019.00) | (85,815.00) | (80,840.00) | (77,001.00) | (74,878.00) | (80,251.00) | (63,083.00) | (72,998.00) | (933,852.00) |
| - | - | - | - | - | - | - | - | - | - |
| (54,237.00) | (45,976.00) | (59,463.00) | (55,666.00) | (51,248.00) | (50,393.00) | (55,685.00) | (38,744.00) | (46,523.00) | (637,643.00) |
| 1,111,409.00 | 1,123,010.05 | 1,179,028.71 | 1,160,276.31 | 1,114,223.26 | 1,258,354.26 | 1,109,865.97 | 1,153,672.65 | 1,380,188.21 | 14,532,400.75 |
| 649,754.53 | 649,712.36 | 654,512.61 | 649,311.08 | 650,065.98 | 653,609.01 | 1,024,328.49 | 664,290.69 | 737,696.19 | 8,284,845.54 |
| (15,018.68) | (15,018.69) | (15,018.67) | (15,018.68) | (15,018.68) | (15,018.68) | (15,018.68) | (15,018.69) | (15,018.67) | (180,224.15) |
| (1,412.11) | (1,412.10) | (1,412.11) | (1,412.10) | (1,412.10) | (1,412.11) | (1,412.11) | (1,412.10) | (1,412.11) | (16,945.26) |
| (474.66) | (474.67) | (474.66) | (474.67) | (474.66) | (474.65) | (474.65) | (474.65) | (474.65) | (5,695.92) |
| (529.60) | (529.59) | (529.60) | (529.59) | (529.60) | (529.59) | (529.60) | (529.59) | (529.60) | (6,355.14) |
| (471.33) | (471.32) | (471.33) | (471.32) | (471.33) | (471.32) | (471.33) | (471.32) | (471.33) | (5,655.90) |
| (548.34) | (548.34) | (548.34) | (548.34) | (548.34) | (548.34) | (548.34) | (548.34) | (548.34) | (6,580.08) |
| 631,299.81 | 631,257.65 | 636,057.90 | 630,856.38 | 631,611.27 | 635,154.32 | 1,005,873.78 | 645,836.00 | 719,241.49 | 8,063,389.09 |
| (106,639.73) | (106,688.38) | (105,617.23) | (106,412.55) | (106,511.44) | (109,802.43) | (478,222.98) | (111,731.79) | (123,599.66) | (1,674,996.55) |
| (106,639.73) | (106,688.38) | (105,617.23) | (106,412.55) | (106,511.44) | (109,802.43) | (478,222.98) | (111,731.79) | (123,599.66) | (1,674,996.55) |
| 15,556.95 | 15,557.01 | 15,557.20 | 15,557.05 | 15,557.01 | 15,557.25 | 15,556.92 | 15,483.15 | 17,913.22 | 187,678.64 |
| 182,150.36 | 182,150.36 | 182,150.37 | 182,150.37 | 182,150.36 | 182,150.35 | 182,150.36 | 182,150.36 | 182,150.35 | 2,180,867.57 |
| 197,707.31 | 197,707.37 | 197,707.57 | 197,707.42 | 197,707.37 | 197,707.60 | 197,707.28 | 197,633.51 | 200,063.57 | 2,368,546.21 |
| (5,273.67) | (5,273.67) | (5,273.67) | (5,273.67) | (5,273.67) | (5,273.67) | (5,273.67) | (5,273.67) | (5,273.67) | (63,284.04) |
| - | - | - | - | - | - | - | - | - | - |
| - | - | - | - | - | - | - | - | - | - |
| 429,328.00 | 429,328.00 | 491,109.67 | 450,116.88 | 450,116.88 | 447,459.47 | 450,814.76 | 613,503.96 | 491,944.01 | 5,540,669.52 |
| 11,531.73 | 11,198.57 | 9,403.03 | 15,217.35 | 11,348.04 | 12,227.98 | 11,846.18 | 11,212.90 | 12,640.21 | 139,732.14 |
| 49,308.11 | 47,883.54 | 40,206.07 | 65,067.33 | 47,433.42 | 50,033.63 | 48,416.89 | 44,834.35 | 49,002.26 | 583,742.92 |
| 69.85 | 21.15 | 109.43 | 163.84 | 77.36 | 27.73 | 54.35 | 49.07 | 59.33 | 4,641.52 |
| (5,134.02) | 18.84 | 21.64 | (100.50) | 15.81 | 34.56 | 316.03 | 180.86 | 300.03 | (353.31) |
| (693.74) | - | - | (2.85) | - | - | - | - | - | 328.16 |
| - | - | - | - | - | - | - | - | 88,832.00 | 88,832.00 |
| - | - | - | - | - | - | - | - | 1,326.00 | 1,326.00 |
| - | - | - | 243.84 | - | - | - | - | - | 243.84 |
| (2,178.23) | (2,178.23) | (2,178.23) | (2,178.23) | (2,178.23) | (2,178.23) | (2,178.23) | (2,178.23) | (2,178.23) | (26,138.76) |
| 482,231.70 | 486,271.87 | 538,671.61 | 528,527.66 | 506,813.28 | 507,605.14 | 509,269.98 | 667,602.91 | 641,925.61 | 6,333,024.03 |
| 35,289.62 | (4,748.67) | 317,303.59 | 470,162.80 | 253,379.41 | 231,204.62 | 79,951.69 | (129,522.39) | (95,990.87) | 1,179,536.00 |

| | | | | | | | | | |
|------------------|-------------------|-------------------|-------------------|-------------------|-------------------|-------------------|---------------------|-------------------|---------------------|
| 14,018.98 | (1,886.44) | 126,050.54 | 186,774.68 | 100,656.33 | 91,847.26 | 31,761.23 | (51,453.45) | (141,857.85) | 364,852.00 |
| - | - | - | - | - | - | - | - | - | - |
| - | - | - | - | - | - | - | - | 706,275.00 | 706,275.00 |
| - | - | - | - | - | - | - | - | 270,065.00 | 270,065.00 |
| - | - | - | - | - | - | - | - | - | - |
| (2,753.00) | (2,753.00) | (2,753.00) | (2,753.00) | (2,753.00) | (2,753.00) | (2,753.00) | (2,753.00) | (2,753.00) | (33,036.00) |
| 46,555.60 | (9,388.11) | 440,601.13 | 654,184.48 | 351,282.74 | 320,298.88 | 108,959.92 | (183,728.84) | 735,738.28 | 2,487,692.00 |

| | | | | | | | | | |
|---------------------|---------------------|---------------------|---------------------|---------------------|---------------------|---------------------|---------------------|---------------------|----------------------|
| 2,357,290.02 | 2,316,896.78 | 2,881,176.02 | 3,059,866.03 | 2,689,852.81 | 2,804,044.10 | 2,448,180.28 | 2,364,010.77 | 3,548,283.83 | 32,046,771.49 |
|---------------------|---------------------|---------------------|---------------------|---------------------|---------------------|---------------------|---------------------|---------------------|----------------------|

| | | | | | | | | | |
|-------------------|-------------------|---------------------|---------------------|---------------------|---------------------|-------------------|-------------------|---------------------|----------------------|
| 720,819.81 | 887,242.06 | 2,177,916.53 | 3,081,674.71 | 2,010,626.32 | 1,754,090.41 | 878,316.83 | 624,125.44 | 1,609,490.29 | 15,254,433.41 |
| - | - | 3,227.25 | (83,327.29) | - | - | - | - | 623.50 | (88,781.37) |
| - | - | - | - | - | - | - | - | - | - |
| - | - | - | - | - | - | - | - | - | - |
| - | - | 3,227.25 | (83,327.29) | - | - | - | - | 623.50 | (88,781.37) |
| - | - | - | - | - | - | - | - | - | - |
| - | - | - | - | - | - | - | - | - | - |

| | | | | | | | | | |
|-------------------|-------------------|-------------------|-------------------|-------------------|-------------------|-------------------|-------------------|-------------------|---------------------|
| 350,168.74 | 478,610.25 | 412,272.20 | 421,986.39 | 419,663.65 | 68,022.46 | 425,598.40 | 435,280.05 | 426,162.73 | 4,532,902.56 |
| 18,978.47 | 3,282.33 | 3,381.31 | 4,462.54 | 4,857.74 | 5,537.11 | 6,589.06 | 6,575.52 | 6,926.77 | 129,379.30 |
| - | - | - | - | - | - | - | - | - | - |
| - | - | - | - | - | - | - | - | - | - |
| 24,823.82 | 27,289.38 | 26,087.14 | 26,158.90 | 27,088.68 | 258,744.27 | 258,313.48 | 258,247.66 | 259,032.02 | 1,241,804.78 |
| - | - | - | - | - | - | - | - | - | - |
| - | - | - | - | - | - | - | - | - | - |
| (11,073.74) | (11,301.39) | (11,301.39) | (11,301.39) | (11,301.39) | (11,301.39) | (11,301.39) | (11,301.39) | (11,301.39) | (134,706.08) |
| 6,229.34 | 6,298.25 | 6,286.58 | 6,376.17 | 6,678.48 | 6,544.63 | 6,131.29 | 5,833.86 | 5,796.85 | (45,722.04) |
| - | - | - | - | - | - | - | - | - | - |
| 389,126.63 | 504,178.82 | 436,725.84 | 447,682.61 | 446,987.16 | 327,547.08 | 685,330.84 | 694,635.70 | 686,616.98 | 5,723,658.52 |

| | | | | | | | | | |
|------------|------------|--------------|--------------|--------------|--------------|------------|-------------|------------|--------------|
| 331,693.18 | 383,063.24 | 1,744,417.94 | 2,550,664.81 | 1,563,639.16 | 1,426,543.33 | 192,985.99 | (70,510.26) | 923,496.81 | 9,441,993.52 |
| 331,693.18 | 383,063.24 | 1,744,417.94 | 2,550,664.81 | 1,563,639.16 | 1,426,543.33 | 192,985.99 | (70,510.26) | 923,496.81 | 9,441,993.52 |

| PWW | Assets | PEU | Assets | PAC | Assets | Jan-20 |
|--------|--|--------|--|--------|-----------------------------|---------------------|
| | Land | | Land | | Land | |
| 103000 | PROPERTY HELD FUTURE USE | 103000 | PROPERTY HELD FUTURE USE | | | 4,449.76 |
| 303100 | LAND: POWDER HILL | | | | | 678,906.40 |
| 303100 | LAND | 303100 | LAND | 303100 | LAND | 549,184.63 |
| 303150 | LAND - TINKER RD (SANDERSON) | | | | | - |
| 303200 | SOURCE OF SUPPLY & WATER RIGHT | | | | | - |
| 303201 | SOURCE/SUPPLY WATER RIGHTS:BED | | | | | - |
| 303240 | EASEMENTS: ENGLISH WOODS | | | | | - |
| 303240 | EASEMENTS | 303240 | EASEMENTS | | | 486,156.66 |
| 303250 | EASEMENTS: AUTUMN WOODS | | | | | - |
| 303250 | EASEMENT - GAGE HILL | 303250 | EASEMENT - GAGE HILL | | | - |
| 303260 | EASEMENTS: OAKWOOD | 303260 | EASEMENTS: OAKWOOD | | | - |
| 303270 | EASEMENTS: GILCREAST RD | 303270 | EASEMENTS: GILCREAST RD | | | - |
| 303300 | EASEMENTS | | | 303300 | EASEMENTS - PITTSFIELD | 244,332.12 |
| 303400 | TRANSMISSION SYSTEM LAND | | | | | - |
| 303500 | DISTRIB RESER & STANDPIPE LAND | 303500 | DISTRIB RESER & STANDPIPE LAND | | | - |
| 303501 | ASHLEY CMNS INTER WATER RIGHTS | | | | | 552,513.16 |
| 303510 | AVERY/HICKORY INTER WATER RIGHTS | 303510 | AVERY/HICKORY INTER WATER RIGHTS | | | 100,335.00 |
| 303520 | LAND RIGHTS/SOURCE OF SUPPLY & PUMPING PLANT | 303520 | LAND RIGHTS/SOURCE OF SUPPLY & PUMPING PLANT | | | 108,285.50 |
| 303550 | DREW WOODS INTER WATER RIGHTS | | | | | 688,358.24 |
| 303600 | DISTRIB SYS LAND & RIGHTS/WAY | 303600 | DISTRIB SYS LAND & RIGHTS/WAY | | | 25,000.00 |
| 303650 | DIST SYS LAND & RIGHTS:SHGN WD | | | | | - |
| 303700 | GENERAL AND MISCELLANEOUS LAND | | | | | - |
| | | | | | | 3,437,521.47 |
| | Structures | | Structures | | Structures | |
| 304000 | STRUCTURES AND IMPROVEMENTS | 304000 | STRUCTURES AND IMPROVEMENTS | | | - |
| 304100 | SOURCE OF SUPPLY STRUCTURES | 304100 | SOURCE OF SUPPLY STRUCTURES | 304100 | SOURCE OF SUPPLY STRUCTURES | 8,588,115.52 |
| 304101 | SOURCE/SUPPLY STRUCT-BON TERR | | | | | - |
| 304102 | S/S STRUCTURES: CIAC | | | | | 404,000.00 |
| 304103 | SOURCE/SUPPLY STRUCTS: AVD | | | | | - |
| 304150 | S/S STRUCTS: MERR RIVER STA | | | | | - |
| 304155 | SOURCE/SUPPLY STRUCTS: AUTUMN | | | | | - |
| 304200 | POWER & PUMPING STRUCTURES | 304200 | POWER & PUMPING STRUCTURES | | | 5,723,763.19 |
| 304201 | HEATING SYSTEM | | | | | - |
| 304204 | POWER & PUMP STRUCT:ENG WDS | | | | | - |
| 304210 | STRUCT & IMPROVEMENTS: ROOFING | 304210 | STRUCTURES & IMPROVE: ROOFING | | | 39,984.80 |
| 304250 | S/S STRUCTS:VALLEYFIELD | | | | | - |
| 304265 | POWER & PUMP STRUCT-SOUHEGN WD | | | | | - |
| 304300 | PURIFICATION SYSTEM STRUCTURES | | | | | - |

| | | | | | | |
|--------|---------------------------------------|--------|---|--------|--------------------------------|---------------|
| 304500 | DISTRIBUTION RESERVOIRS | 304500 | DISTRIBUTION RESERVOIRS | | 3,772.19 | |
| 304550 | BOOSTER STATIONS | 304550 | BOOSTER STATIONS | | 4,164,703.04 | |
| 304551 | BOOSTER STATIONS: CIAC | | | | 65,787.00 | |
| 304555 | BOOSTER STATIONS: AUTUMN WOODS | | | | - | |
| 304557 | BOOSTER STATIONS - GREAT BAY | | | | - | |
| 304670 | BOOSTER STATIONS: DONALD ST | | | | - | |
| 304700 | GENERAL & MISC STRUCTURES | | | 304700 | GENERAL & MISC STRUCTURES | 176,188.00 |
| 304701 | NEW OFFICE AT YARD | | | | 7,449,164.44 | |
| 304750 | WILL STREET EXPANSION | | | | 20,460.19 | |
| 304757 | GEN & MISC STRUCTS:GREENFIELD | | | | - | |
| 304800 | WATER TREATMENT STRUCTURES | 304800 | WTP - STRUCTURES | 304800 | WATER TREATMENT STRUCTURES | 25,186,657.15 |
| 304950 | MANCHESTER ST LEASEHOLD IMPRV | | | | 515,588.07 | |
| 304951 | LH IMPROV-HECOPIII FITUP ALLOW | | | | 292,020.00 | |
| 304999 | BUILDINGS/ACQUISITION ADJUSTMT | 304999 | BUILDINGS/ACQUISITION ADJUSTMT | | - | |
| 305000 | COLCT & IMPOUNDING RESERVOIRS | | | 305000 | RESERVOIRS & DAMS | 5,130,059.33 |
| 305110 | SOURCE/SUPPLY STRUCT: HOLT DAM | | | | - | |
| 305120 | SOURCE/SPPLY STRUCT:BOWERS DAM | | | | - | |
| 305130 | SOURCE/SPPLY STRCT: HARRIS DAM | | | | - | |
| 305140 | SOURCE/SUPPLY STRCT:SUPPLY PND | | | | - | |
| 305145 | SRCE/SPPLY STRCT:URBAN RUNOFF | | | | - | |
| 306000 | LAKE,RIVER, OTHER INTAKES: S/S | 306000 | LAKE, RIVER, OTHER INTAKES | 306000 | LAKE, RIVER & OTHER INTAKE-PAC | 6,411,323.53 |
| 307100 | WELLS & SPRINGS - PWW | 307100 | WELLS & SPRINGS | | 3,237,739.98 | |
| 307210 | WELL PUMPS & PIPING | 307210 | WELL PUMPING & PIPING | | 533,695.38 | |
| 307250 | WELLS & SPRINGS-BADGER HILL | | | | - | |
| 307251 | WELLS & SPRINGS - VALLEYFIELD | | | | - | |
| 308200 | INFILT GALLERIES &TUNNELS: S/S | | | | 1,543.33 | |
| 309000 | SUPPLY MAINS: PITTSFIELD | | | 309000 | SUPPLY MAINS: PITTSFIELD | 309,352.72 |
| 309200 | SUPPLY MAINS-SOURCE OF SUPPLY | 309200 | SUPPLY MAINS:S/S PUMPING PLANT | | 4,321,716.78 | |
| | | | | | 72,575,634.64 | |
| | Equipment | | Equipment | | Equipment | |
| 310000 | POWER GENERATION EQUIPMENT | 310000 | POWER GENERATION EQUIPMENT | 310000 | POWER GENERATED EQUIP: PAC | 2,087,701.89 |
| 311200 | ELECTRIC PUMPING EQUIPMENT | 311200 | ELECTRIC PUMPING EQUIPMENT | 311200 | ELECTRIC PUMPING EQUIPMENT | 7,176,346.44 |
| 311201 | ELECTRIC PUMP EQUIP - BON TERR | | | | - | |
| 311202 | ELECTRIC PUMP EQUIP: MERR RIV | | | | - | |
| 311203 | ELECTRIC PUMP EQUIP: TAYLOR FL | | | | - | |
| 311205 | ELECTRIC PUMPING EQUIP: AUTUMN | | | | - | |
| 311207 | ELECTRIC PUMP EQUIP: GREAT BAY | | | | - | |
| 311210 | ELECTRIC PUMPING EQUIP: PUMPS | 311210 | PUMPING EQUIPMENT: PUMPS | 311210 | PUMPING EQUIP: PUMPS - PAC | 933,769.36 |
| 311220 | ELECTRIC PUMPING EQUIP: METERS | 311220 | PUMPING EQUIPMENT: METERS | | 24,684.03 | |
| 311230 | ELECTRIC PUMPING EQUIP-CHEMICAL PUMPS | 311230 | ELECTRIC PUMPING EQUIPMENT-CHEMICAL PUMPS | | 32,636.78 | |
| 311250 | ELEC PUMPING EQUIP-VALLEYFIELD | | | | - | |
| 311265 | ELEC PUMP EQUIP - SOUHEGAN WDS | | | | - | |
| 311300 | DIESEL PUMPING EQUIPMENT | | | | - | |
| 311400 | HYDRAULIC PUMPING EQUIPMENT | | | | 15,857.20 | |
| 311500 | NATURAL GAS PUMPING EQUIPMENT | | | | 248,484.33 | |

| | | | | | | |
|--------|--|--------|--|--------|--|---------------|
| 311600 | OTHER POWER PUMPING EQUIPMENT | 311600 | OTHER POWER PUMPING EQUIPMENT | | 58,934.86 | |
| 311603 | OTHER PWR & PUMP EQUIP-POWDER | | | | - | |
| 311605 | OTHER PWR & PUMP EQUIP-AUTUMN | | | | - | |
| 311607 | OTHER PWR & PUMP EQUIP-GRT BAY | | | | - | |
| 320000 | PURIFICATION SYSTEM EQUIPMENT | 320000 | PURIFICATION SYSTEM EQUIPMENT | 320000 | PURIFICATION SYSTEM EQUIPMENT | 1,580,332.57 |
| 320005 | PURIFICATION SYS EQUIP-AUTUMN | | | | - | |
| 320006 | PURIF SYS EQUIP-SOUHEGAN WOODS | | | | - | |
| 320007 | PURIFICATION SYS EQUIP-BT | | | | - | |
| 320008 | PURIF SYS EQUIP: SWEET HILL | | | | - | |
| 320017 | PURIFICATION EQUIP: GREAT BAY | | | | - | |
| 320100 | OTHER PRODUCTION EQUIPMENT | 320100 | OTHER PRODUCTION EQUIPMENT | | 78,163.51 | |
| 320101 | OTHER PRODUCTION EQUIP: CIAC | | | | 13,500.00 | |
| 320105 | OTHER PROD EQUIP: AUTUMN WOODS | | | | - | |
| 320200 | WATER TREATMENT EQUIPMENT | 320200 | WATER TREATMENT EQUIPMENT | 320200 | WATER TREATMENT EQUIPMENT: PAC | 16,425,731.08 |
| 320250 | PURIF SYS EQUIP-VALLEYFIELD | | | | - | |
| 320310 | WATER TREATMENT: FILTER MEDIA | 320310 | WTP EQUIPMENT-FILTER MEDIA | 320310 | WTP EQUIPMENT: MEDIA - PAC | 1,252,949.44 |
| 320360 | OTHER PROD EQUIP: CABOT PRES | | | | - | |
| | | | | | 29,929,091.49 | |
| | Transmission & Distribution | | Transmission & Distribution | | Transmission & Distribution | |
| 114100 | AQUISITION ADJ - BON TERRAIN | | | | (384,880.18) | |
| 114100 | AQUISITION ADJ | 114100 | AQUISITION ADJ | | (8,709,952.77) | |
| 114101 | ACQUISITION ADJ-SOUHEGAN WOODS | | | | (460,025.00) | |
| 114101 | ACQ ADJ: WESCO | 114101 | ACQ ADJ: WESCO | | (7,940.20) | |
| 114102 | ACQUISITION ADJ: CASTLE REACH | 114102 | ACQUISITION ADJ: CASTLE REACH | | (185,750.00) | |
| 114103 | ACQUISITION ADJ: WHITE ROCK SR | 114103 | ACQUISITION ADJ: WHITE ROCK SR | | (230,800.00) | |
| 114104 | ACQUISITION ADJ: LAMPLIGHTER | 114104 | ACQUISITION ADJ: LAMPLIGHTER | | (276,666.67) | |
| 114105 | ACQUISITION ADJ: FLETCHERS | 114105 | ACQUISITION ADJ: FLETCHERS | | (331,666.66) | |
| 115100 | ACCUM AMORT OF ACQ ADJUSTMENT | 115100 | ACCUM AMORT OF ACQ ADJUSTMENT | | 4,060,422.25 | |
| 115101 | ACCUM AMORT:SOUHEGN WD ACQ ADJ | | | | 359,596.46 | |
| 115101 | ACCUM AMORT OF ACQ ADJ:WESCO | 115101 | ACCUM AMORT OF ACQ ADJ:WESCO | | 3,054.87 | |
| 115102 | ACCUM AMORT: BON TERR ACQ ADJ | | | | 222,947.53 | |
| 115102 | ACCUM AMORT ACQ ADJ:CASTLE REA | 115102 | ACCUM AMORT ACQ ADJ:CASTLE REA | | 106,596.44 | |
| 115103 | ACCUM AMORT ACQ ADJ:WHITE ROCK | 115103 | ACCUM AMORT ACQ ADJ:WHITE ROCK | | 122,381.28 | |
| 115104 | ACCUM AMORT ACQ ADJ:LAMPLIGHTR | 115104 | ACCUM AMORT ACQ ADJ:LAMPLIGHTR | | 171,585.82 | |
| 115105 | ACCUM AMORT ACQ ADJ:FLETCHERS | 115105 | ACCUM AMORT ACQ ADJ:FLETCHERS | | 207,097.13 | |
| 330000 | DISTRIBUTION RES & STANDPIPES | 330000 | DISTRIBUTION RES & STANDPIPES | | 1,992,420.41 | |
| 330160 | DISTRIBUTION RES: SHAKESPEARE | | | | - | |
| 330165 | DISTRIBUTION RES: FIFIELD TANK | | | | - | |
| 330170 | DISTRIBUTION RES: POWDER HILL | | | | - | |
| 330171 | DISTRIBUTION RES: GREAT BAY | | | | - | |
| 330174 | DISTRIBUTION RES: ENGLISH WOOD | | | | - | |
| 330500 | DISTRIBUTION RESERVIORS | | | | 8,459,084.08 | |
| 331000 | PAVEMENTS - GENERAL | | | 331000 | PAVEMENTS - GENERAL | 327,272.32 |
| 331001 | PAVEMENTS - TRANS MAINS | 331001 | PAVEMENTS - TRANS MAINS | 331001 | PAVEMENTS - TRANS MAINS | 453,642.79 |
| 331002 | PAVEMENTS - DIST MAINS | 331002 | PAVEMENTS - DIST MAINS | 331002 | PAVEMENTS - DIST MAINS | 7,297,523.81 |

| | | | | | | |
|--------|--------------------------------------|--------|--------------------------------------|--------|--------------------------------|---------------|
| 331003 | PAVEMENTS - GATE VALVES | 331003 | PAVEMENTS-GATE VALVES | 331003 | PAVEMENTS - GATE VALVES | 247,678.50 |
| 331006 | PAVING: CIAC - MAINS | 331006 | PAVING: CIAC - MAINS | | | - |
| 331100 | TRANSMISSION MAINS | | | | | 13,079,919.08 |
| 331100 | MAINS: 6" & LARGER | 331100 | MAINS: 6" & LARGER | 331100 | MAINS: 6" & LARGER | 18,340,900.91 |
| 331101 | TRANS & DIST MAINS - BON TERRN | | | | | 1,440,589.96 |
| 331101 | MAINS: 4" & UNDER | 331101 | MAINS: 4" & UNDER | | | 2,670,226.65 |
| 331102 | T&D MAINS:DEV INST:BON TERRAIN | | | | | 531,932.04 |
| 331102 | MAINS: UNKNOWN SIZE | 331102 | MAINS: UNKNOWN SIZE | | | 5,161,268.54 |
| 331150 | TRANS MAINS: DEVELOPER INSTALL | | | | | 235,507.36 |
| 331150 | MAINS: CIAC - 6" & LARGER | 331150 | MAINS: CIAC - 6" & LARGER | | | 10,240,438.54 |
| 331150 | DEVEL INSTAL MAINS-6" & LARGER | | | 331150 | DEVEL INSTAL MAINS-6" & LARGER | 316,734.00 |
| 331151 | MAINS: CIAC - 4" & UNDER | 331151 | MAINS: CIAC - 4" & UNDER | | | 924,639.69 |
| 331152 | MAINS: CIAC - UNKNOWN SIZE | 331152 | MAINS: CIAC - UNKNOWN SIZE | | | 622,095.25 |
| 331165 | TRANS MAINS - SOUHEGAN WOODS | | | | | - |
| 331200 | DISTRIBUTION MAINS - NEW | 331200 | DISTRIBUTION MAINS - NEW | | | 43,176,814.50 |
| 331200 | MAINS: 4" & UNDER | | | 331200 | MAINS: 4" & UNDER | 216.00 |
| 331201 | DISTRIBUTION SYSTEM EQUIPMENT | | | | | 122,253.28 |
| 331204 | DISTRIBUTION MAINS: ENG WOODS | | | | | - |
| 331205 | DISTRIBUTION MAINS: AUTUMN | | | | | - |
| 331206 | DIST MAINS: SOUHEGAN WOODS | | | | | - |
| 331220 | DIST MAINS IN LITTLE PND | | | | | - |
| 331250 | DIST MAINS: GATE VALVES | | | | | 2,585,953.74 |
| 331250 | GATES: 4" & UNDER | 331250 | GATES: 4" & UNDER | 331250 | GATES: 4" & UNDER | 445,874.10 |
| 331251 | GATES: 4" & UNDER - CORE | | | | | 41,124.32 |
| 331251 | GATES: 6" & LARGER | 331251 | GATES: 6" & LARGER | 331251 | GATES: 6" & LARGER | 224,569.39 |
| 331252 | GATES: 4" & UNDER - COMM SYS | | | | | 15,744.18 |
| 331252 | GATES: UNKNOWN SIZE | 331252 | GATES: UNKNOWN SIZE | 331252 | GATES: UNKNOWN SIZE | 150,011.40 |
| 331253 | GATES: 6" & LARGER - CORE | | | | | 64,058.55 |
| 331254 | GATES: 6" & LARGER - COMM SYS | | | | | 44,077.77 |
| 331255 | GATES: CIAC - 4" & UNDER | 331255 | GATES: CIAC - 4" & UNDER | | | 35,803.46 |
| 331256 | DIST MAINS:GATE VALVES-DUNLAP | | | | | - |
| 331256 | GATES: CIAC - 6" & LARGER | 331256 | GATES: CIAC - 6" & LARGER | | | 146,920.00 |
| 331257 | DIST MAINS:VALLEYFIELD | | | | | - |
| 331300 | DIST MAINS: DEVELOPER INSTALL | 331300 | DIST MAINS: DEVELOPER INSTALL | | | 30,073,718.74 |
| 331300 | DEVEL INSTAL MAINS: 4" & UNDER | | | 331300 | DEVEL INSTAL MAINS: 4" & UNDER | - |
| 331305 | DEV INST:DIST MAINS-LTLE POND | | | | | - |
| 331350 | DIST MAINS: TAYLOR FALLS | | | | | - |
| 331360 | DIST MAINS: CABOT PRESERVE | | | | | - |
| 331400 | CIAC: PRESSURE REDUCING VALVE VAULTS | 331400 | CIAC: PRESSURE REDUCING VALVE VAULTS | | | 98,000.00 |
| 331400 | MAINS: UNKNOWN SIZE | | | 331400 | MAINS: UNKNOWN SIZE | 1,018,899.48 |
| 331401 | DEVEL INSTAL MAINS:UNKNOWN SZ | | | 331401 | DEVEL INSTAL MAINS:UNKNOWN SZ | 176,678.50 |
| 331770 | DISTRIBUTION MAINS - GREAT BAY | | | | | - |
| 333004 | PAVEMENTS: SERVICES | 333004 | PAVEMENTS: SERVICES | 333004 | PAVING - SERVICES | 1,571,171.84 |
| 333100 | NEW SERVICES | 333100 | NEW SERVICES | 333100 | NEW SERVICES | 6,988,047.14 |
| 333101 | NEW SERVICES - BON TERRAIN | | | | | - |

| | | | | | | |
|--------|---------------------------------|--------|------------------------------|--------|-------------------------------|-----------------------|
| 333102 | NEW SERV:DEV INSTALL:BON TERR | | | | | - |
| 333120 | NEW SERVICES - POWDER HILL | | | | | - |
| 333122 | NEW SERVICES - LITTLE POND | | | | | - |
| 333140 | NEW SERVICES - ENGLISH WOODS | | | | | - |
| 333150 | NEW SERVICES-VALLEYFIELD | | | | | - |
| 333165 | NEW SERVICES - SOUHEGAN WOODS | | | | | - |
| 333200 | RENEWED SERVICES | 333200 | RENEWED SERVICES | 333200 | RENEWED SERVICES | 5,090,316.32 |
| 333230 | DEVELOPER INSTALLED SERV: CIAC | 333230 | DEV INSTALLED SERVICES: CIAC | | | 10,264,583.61 |
| 333250 | DEVELOPER INSTALLED SERV: PAID | 333250 | DEV INSTALLED SERVICES: PAID | | | 3,249,550.67 |
| 334000 | METERING EQUIPMENT | 334000 | METERING EQUIPMENT | 334000 | METERING EQUIPMENT | 5,812,336.37 |
| 334001 | NEW METERS - BON TERRAIN | | | | | - |
| 334100 | RADIOS FOR METERING | 334100 | RADIOS FOR METERING | 334100 | RADIOS FOR METERING | 3,283,276.77 |
| 334220 | NEW METERS - LITTLE POND | | | | | - |
| 334250 | NEW METERS: BADGER HILL | | | | | - |
| 334360 | NEW METERS - CABOT PRESERVE | | | | | - |
| 334370 | NEW METERS: VALLEYFIELD | | | | | - |
| 334400 | NEW METERS - ENGLISH WOODS | | | | | - |
| 334450 | NEW METERS - BARTLETT COMMONS | | | | | - |
| 334500 | NEW METERS - AUTUMN WOODS | | | | | - |
| 334570 | NEW METERS: GREENFIELD FARMS | | | | | - |
| 334600 | NEW METERS - DUNLAP WOODS | | | | | - |
| 334650 | NEW METERS - SOUHEGAN WOODS | | | | | - |
| 334770 | NEW METERS-GREAT BAY | | | | | - |
| 334890 | NEW METERS: SWEET HILL | | | | | - |
| 334900 | NEW METERS - ATHERTON COMMONS | | | | | - |
| 334920 | NEW METERS: LAUREL WOODS | | | | | - |
| 334950 | CONSTRUCTION METERS | | | | | 2,565.20 |
| 335000 | FIRE PROT EQUIP: HYDRANTS | 335000 | FIRE PROT EQUIP: HYDRANTS | 335000 | FIRE PROT EQUIP: HYDRANTS | 3,762,808.02 |
| 335001 | NEW HYDRANTS - BON TERRAIN | | | | | - |
| 335002 | HYDRANTS:DEV INSTALL: BON TERR | | | | | - |
| 335005 | PAVEMENTS: HYDRANTS | 335005 | HYDRANTS - PAVING | 335005 | HYDRANTS - PAVING | 104,995.69 |
| 335100 | HYDRANTS: CIAC | 335100 | HYDRANTS: CIAC | 335100 | HYDRANTS: CIAC | 2,777,731.61 |
| 335200 | NEW HYDRANTS: POWDER HILL | | | | | 900.00 |
| 335205 | FIRE PROTECTION: AUTUMN | | | | | - |
| 335220 | NEW HYDRANTS - LITTLE POND | | | | | - |
| 335650 | NEW HYDRANTS - SOUHEGAN WOODS | | | | | - |
| 339000 | OTHER TRANS/DIST EQUIPMENT | 339000 | OTHER TRANS/DIST EQUIPMENT | 339000 | OTHER PLANT & MISC EQUIP: PAC | 121,614.72 |
| 339100 | OTHER PLANT&MISC EQ-INTANGIBLE | | | | | 565.00 |
| 339200 | OTHER PLANT & MISC EQ-S/S PUMP | | | | | 97,067.72 |
| 339300 | OTHER PLANT & MISC EQUIP -WTP | | | | | 295,946.98 |
| 339360 | OTHER TRANS/DIST EQUIP: CABOT | | | | | - |
| 339500 | OTHER TRANS/DIST EQUIP: AUTUMN | | | | | - |
| 339650 | OTHER TRANS/DIST EQUIP: SOUHEG | | | | | - |
| 339770 | OTHER TRANS/DIST EQUIP: GRT BAY | | | | | - |
| | | | | | | 188,852,069.30 |

| <u>Miscellaneous Equipment</u> | | <u>Miscellaneous Equipment</u> | | <u>Miscellaneous Equipment</u> | | |
|--------------------------------------|--------------------------------|--------------------------------------|--------------------------------|--------------------------------------|--------------------------------|------------------------|
| 340100 | OFFICE EQUIPMENT | 340100 | OFFICE FURNITURE/EQUIPMENT | | | 534,792.07 |
| 341000 | TRANSPORTATION EQUIPMENT | | | | | 3,512,370.12 |
| 343000 | SHOP EQUIPMENT | 343000 | SHOP EQUIPMENT | 343000 | SHOP EQUIPMENT | 834,253.86 |
| 343001 | SHOP EQUIP: BON TERRAIN | | | | | - |
| 344000 | LABORATORY EQUIPMENT | 344000 | LAB EQUIPMENT | 344000 | LABORATORY EQUIPMENT | 223,422.18 |
| 345000 | POWER OPERATED EQUIPMENT | | | | | 376,133.08 |
| 345500 | POWER OPERATED EQUIP -GEN PLNT | 345500 | POWER OPERATED EQUIP -GEN PLNT | | | - |
| 346000 | COMMUNICATION EQUIPMENT | 346000 | COMMUNICATION EQUIPMENT | 346000 | COMMUNICATION EQUIPMENT - PAC | 1,631,864.22 |
| 346250 | COMMUNICATION EQUIP: BADGER HL | | | | | - |
| 346500 | COMMUNICATION EQUIP: AUTUMN WD | | | | | - |
| 346650 | COMMUNICATION EQUIP-SOUHEGN WD | | | | | - |
| 346770 | COMMUNICATION EQUIP: GREAT BAY | | | | | - |
| 347110 | COMPUTER EQUIP-HRDWARE/SFTWARE | 347110 | COMPUTER EQUIPMENT | 347110 | COMPUTER EQUIPMENT | 8,436,334.06 |
| 348000 | MISCELLANEOUS GENERAL EQUIP | 348000 | MISCELLANEOUS GENERAL EQUIP | 348000 | MISCELLANEOUS GENERAL EQUIP | 802,380.44 |
| 348001 | MISC GENERAL EQUIP - BON TERR | | | | | - |
| | | | | | | 16,351,550.03 |
| <u>Intangible Plant</u> | | <u>Intangible Plant</u> | | <u>Intangible Plant</u> | | |
| 301000 | ORGANIZATION EXPENSE | 301000 | ORGANIZATION EXPENSE | 301000 | ORGANIZATION EXPENSE | 490,806.87 |
| 301260 | ORGANIZATION EXP: THURSTON WDS | 301260 | ORGANIZATION EXP: THURSTON WDS | | | - |
| 301270 | ORGANIZATION EXP: LAMPLIGHTER | 301270 | ORGANIZATION EXP: LAMPLIGHTER | | | - |
| 301740 | ORGANIZATION EXP: FLETCHERS | 301740 | ORGANIZATION EXP: FLETCHERS | | | - |
| 302000 | FRANCHISES & CONSENTS | | | | | 229,132.31 |
| 302100 | FRANCHISES & CONSENTS | 302100 | FRANCHISES & CONSENTS | | | 21,445.54 |
| 302230 | FRANCHISE FEES: CASTLE REACH | 302230 | FRANCHISE FEES: CASTLE REACH | | | 48,432.05 |
| 302420 | FRANCHISE FEES: WHITE ROCK | 302420 | FRANCHISE FEES: WHITE ROCK | | | - |
| 302730 | FRANCHISE FEES: WESCO | 302730 | FRANCHISE FEES: WESCO | | | - |
| | | | | | | 789,816.77 |
| | Total Plant in Service | | Total Plant in Service | | Total Plant in Service | 311,935,683.70 |
| <u>Accumulated Depreciation</u> | | <u>Accumulated Depreciation</u> | | <u>Accumulated Depreciation</u> | | |
| 108000 | ACCUMULATED DEPRECIATION | 108000 | ACCUMULATED DEPRECIATION | 108000 | ACCUMULATED DEPRECIATION: PAC | (99,106,400.40) |
| 108001 | ACCUM DEPREC: COST OF REMOVAL | 108001 | ACCUM DEPREC: COST OF REMOVAL | 108001 | ACCUM DEPREC: COST OF REM -PAC | 7,956,596.40 |
| 108002 | ACCUMULATED DEPREC: GAIN/LOSS | 108002 | ACCUMULATED DEPRECIATION: LOSS | 108002 | ACCUM DEPRECIATION: LOSS -PAC | 8,583,650.23 |
| 108100 | THEORETICAL DEP RESEVE-2007 | | | | | 3,531,600.00 |
| 108999 | ACCUM DEPREC: ACQUIS ADJUSTMNT | 108999 | ACCUM DEPREC: ACQUIS ADJUSTMNT | | | - |
| | | | | | (3,153,638.92) | (79,034,553.77) |
| | | | | | | (75,880,914.85) |
| | Net Plant in Service | | Net Plant in Service | | Net Plant in Service | 232,901,129.93 |
| <u>Construction Work in Progress</u> | | <u>Construction Work in Progress</u> | | <u>Construction Work in Progress</u> | | |
| 105111 | CWIP: LABOR CLEARING | | | | | (18,126.32) |
| 105222 | CWIP: CONTRACTOR CLEARING | 105222 | CWIP: CONTRACTOR CLEARING | 105222 | CWIP: CONTRACTOR CLEARING -PAC | 828,349.88 |
| 105333 | CWIP: WTP EVAL & CAPITAL PLAN | | | | | 33,483.59 |

| | | | | | | |
|---------------------------------|--|---------------------------------|---------------------------------|---------------------------------|--------------------------------|-----------------------|
| 105444 | CWIP: OPERATIONS BUILDING | 105444 | CWIP: CONTRACTOR CLEARING | | | 712,592.94 |
| | | | | | | 1,556,300.09 |
| Total Plant | | | | Total Plant | | 234,457,430.02 |
| Current Assets | | Current Assets | | Current Assets | | |
| Cash | | Cash | | Cash | | |
| 130110 | PETTY CASH: WTP | 131110 | CASH: PETTY CASH PAC | 131110 | PETTY CASH: PITTSFIELD/NC | 2,900.00 |
| 131111 | PETTY CASH: OPERATIONS | | | | | 2,000.00 |
| 131112 | PETTY CASH: OFFICE | | | | | 2,000.00 |
| 131115 | PETTY CASH : ENGINEERING | | | | | - |
| 131125 | CASH-PAYROLL RBS CITIZENS BANK | | | | | - |
| 131120 | CASH-BANK OF AMERICA: PWW | 131120 | CASH: BANK OF AMERICA OPERATNG | 131120 | CASH: BANK OF AMERICA OPERATNG | - |
| 131140 | CASH - TD BANK | | | | | - |
| 131230 | CASH PAYROLL - TD BANK | | | | | - |
| 131350 | RESTRICTED CASH - RSF TD BANK | 131350 | RESTRICTED CASH - TD BANK - RSF | | | 560,521.94 |
| 131360 | RESTRICTED CASH - 2014 BOND PROJECT FUND | | | | | - |
| 131361 | RESTRICTED CASH - BOND REFUND ESCROW FUND | | | | | - |
| 131370 | RESTRICTED CASH - 2015 BOND PROJECT FUND | | | | | - |
| 131371 | RESTRICTED CASH - 2015 BOND FUND ESCROW FUND | | | | | - |
| 131375 | DSRR 1.0 RSF | 131375 | DSRR 1.0 RSF | | | 539,015.43 |
| 131380 | MOERR RSF | 131380 | MOERR RSF | | | (4,156,280.72) |
| 131385 | MOERR | 131385 | MOERR | | | 1,015,413.94 |
| 131390 | DSRR 1.0 | 131390 | DSRR 1.0 | | | 1,473,074.92 |
| 131372 | RESTRICTED CASH-2018 BOND PROJECT FUND | | | | | - |
| 131373 | RESTRICTED CASH-2019 BOND PROJECT FUND | | | | | 43,349.20 |
| 131374 | RESTRICTED CASH-2020 BOND PROJECT FUND | | | | | - |
| 131376 | RESTRICTED CASH-2020C BOND PROJECT FUND | | | | | - |
| 135100 | INVESTMENTS-BOND PROJECT FUND | | | | | - |
| 131395 | DSRR 0.1 | 131395 | DSRR 0.1 | | | 965,422.17 |
| 171360 | ACCRUED INTEREST INCOME-2014 BOND PROJ FUND | | | | | - |
| 171370 | ACCRUED INTEREST INCOME-2015 BOND PROJ FUND | | | | | - |
| 181360 | DISCOUNT ON BONDS-2014 BOND PROJ FUND | | | | | - |
| 181370 | DISCOUNT ON BONDS-2015 BOND PROJ FUND | | | | | - |
| 131300 | RESTRICTED CASH - RSF | | | | | - |
| 131200 | CASH-PAYROLL | | | | | - |
| 133100 | OTHER SPECIAL DEPOSITS | 133100 | OTHER SPECIAL DEPOSITS | | | 39,170.00 |
| | | | | | | 486,586.88 |
| Accounts Receivable, Net | | Accounts Receivable, Net | | Accounts Receivable, Net | | |
| 141000 | A/R: BILLED WATER REVENUE | 141000 | A/R: BILLED WATER REVENUE | 141000 | A/R: BILLED WATER REVENUE | 446,506.90 |
| 141400 | A/R: MISCELLANEOUS | 141400 | A/R: MISCELLANEOUS | 141400 | A/R: MISCELLANEOUS | 63,632.67 |
| 141150 | A/R: BILLED WATER REVENUE | | | | | 1,477,363.99 |
| 141350 | A/R: MVD REMOVAL GRANTS | | | | | - |
| 141100 | | | | | | 10,120.94 |
| 141400 | A/R: MISCELLANEOUS | | | | | 256,891.41 |

| | | | | | | |
|--------|--------------------------------|--------|--------------------------------|--------|------------------------------|-------------|
| 141450 | A/R: MISC COMPUTERS | | | | | - |
| 142200 | A/R: JOBBING | | | | | 5,646.76 |
| 143901 | ALLOW FOR DOUBTFUL ACCTS-WATER | 143901 | ALLOWANCE FOR DOUBTFUL ACCTS | 143901 | ALLOWANCE FOR DOUBTFUL ACCTS | (27,500.00) |
| 143902 | ALLOW FOR DOUBTFUL ACCTS-JOBNG | 143902 | ALLOW DOUBTFUL ACCT: NON-WATER | | | (13,257.45) |

2,219,405.22

Unbilled Revenue

| | | | | | | |
|--------|------------------------------------|--------|------------------------------------|--------|------------------------------|--------------|
| 173150 | A/R: UNBILLED WATER REV-QRTLY | 173150 | A/R: UNBILLED WATER REVENUE | 173150 | A/R: UNBILLED WATER REVENUE | 731,493.00 |
| 173151 | A/R: UNBILLED WATER REV-MONTH | | | | | 1,943,294.00 |
| 173152 | A/R: UNBLLD REVENUE-RECOUPMENT | | | 173152 | A/R UNBILLED REV: RECOUPMENT | 20,758.59 |
| 173153 | A/R UNBILLED:RECOUP STEP INCR | | | | | - |
| 173153 | AR UNBIL REV:CAP RECOV RECOUP | 173153 | AR UNBIL REV:CAP RECOV RECOUP | | | - |
| 173154 | AR: UNBILLED REV RECOUP 2009 | | | 173154 | AR: UNBILLED REV RECOUP 2009 | - |
| 173200 | A/R:UNBILLED WATER REV-RECOUP | 173200 | A/R:UNBILLED WATER REV-RECOUP | | | - |
| 173300 | A/R:UNBILLED WATER REV-RECOUP 2017 | 173300 | A/R:UNBILLED WATER REV-RECOUP 2017 | | | 46,476.32 |

2,742,021.91

Inventory & Supplies

Inventory & Supplies

Inventory & Supplies

| | | | | | | |
|--------|--------------------------------|--------|-------------------------|--------|-----------------------------|------------|
| 151000 | INVENTORY | 151000 | INVENTORY | | | - |
| 151100 | INVENTORY: PIPES & FITTINGS | | | 151100 | INVENTORY: PIPES & FITTINGS | 367,223.25 |
| 151101 | INVENTORY: NEW METERS | 151101 | INVENTORY: METERS - PEU | 151101 | INVENTORY: METERS - PAC | 90,812.38 |
| 151150 | INVENTORY: MISC T & D | | | | | 1,288.99 |
| 151200 | INVENTORY: WTP SPARE PARTS | | | | | - |
| 151201 | INVENTORY: WTP CHEMICALS | | | | | 137,662.52 |
| 151250 | INVENTORY: FLEET/VEHICLES | | | | | (21.97) |
| 151300 | INVENTORY:BACKUP GENERAT FUEL | | | | | 20,553.11 |
| 151400 | INVENTORY: CHEMICALS | 151400 | INVENTORY: CHEMICALS | | | - |
| 151600 | INV: CUSTOMER HANDBOOK/FOLDER | | | | | - |
| 151615 | INV: CUSTOMER BROCHURE/INSERTS | | | | | - |
| 151625 | INVENTORY: CUST CONSERVATION | | | | | - |
| 151650 | INVENTORY: BILLING & ACCTING | | | | | 8,700.24 |
| 151700 | INVENTORY: POCKET FOLDERS | | | | | - |
| 151700 | INVENTORY: PAC | | | 151700 | INVENTORY: PAC | - |
| 151725 | INVENTORY:EDUCATIONAL SUPPLIES | | | | | - |
| 151730 | INVENTORY: CCR'S | | | | | - |

626,218.52

Prepaid Expenses & Other

Prepaid Expenses & Other

Prepaid Expenses & Other

| | | | | | | |
|--------|--------------------------------|--------|------------------------|--------|------------------------|------------|
| 162100 | PREPAID INSURANCE | 162100 | PREPAID INSURANCE | 162100 | PREPAID INSURANCE | 114,530.81 |
| 162150 | PREPAID COMPUTER CLASSES | | | | | - |
| 162200 | PREPAID COMPUTER MAINTENANCE | | | | | 282,613.39 |
| 163310 | PREPAID PROPERTY TAXES | 163310 | PREPAID PROPERTY TAXES | 163310 | PREPAID PROPERTY TAXES | 448,512.15 |
| 162350 | PREPAID OFFICE EQUIPMENT | | | | | - |
| 162400 | CLEARING ACCOUNT (DO NOT USE) | | | | | - |
| 162450 | PREPAID HECOP III OFFICE LEASE | | | | | 27,790.31 |
| 162500 | PREPAID POSTAGE | | | | | 44,417.89 |
| 162700 | PREPAID EXPENSES | 162700 | PREPAID EXPENSES | 162700 | PREPAID EXPENSES | 294,130.37 |

| | | | | | | |
|-----------------------------|--------------------------------|--------|--------------------------------------|--------|--------------------------------------|------------------------------|
| 162300 | PREPAID TAXES | | | | | - |
| 162300 | PREPAID PROPERTY TAXES | 162300 | PREPAID PROPERTY TAXES | 162300 | PREPAID PROPERTY TAXES-PAC | 203,243.75 |
| 162310 | PREPAID PROPERTY TAXES | | | | | - |
| 184100 | CLEARING ACCOUNT | 184100 | CLEARING ACCOUNT | 184100 | CLEARING ACCOUNT | (61,825.93) |
| | | | | | | 1,353,412.74 |
| 233300 | INTERCO PAY/REC: PWW/PCP | | | | | 29,204,090.99 |
| | | 233300 | INTERCO PAY/REC: PEU/PCP | | | (4,787,871.25) |
| | | | | 233300 | INTERCO PAY/REC: PAC/PCP | 51,342.90 |
| 233400 | INTERCO PAY/REC: PWW/TSC | | | | | 580.33 |
| | | 233400 | INTERCO PAY/REC: PEU/TSC | | | - |
| | | | | 233400 | INTERCO PAY/REC: PAC/TSC | - |
| 233500 | INTERCO PAY/REC: PWW/PWS | | | | | 246,493.66 |
| | | 233500 | INTERCO PAY/REC: PEU/PWS | | | - |
| | | | | 233500 | INTERCO PAY/REC: PAC/PWS | - |
| 233600 | INTERCO PAY/REC: PWW/PAC | | | | | 31,232.07 |
| | | 233600 | INTERCO PAY/REC: PEU/PAC | | | 1.72 |
| | | | | 233600 | INTERCO PAY/REC: PAC/PWW | (31,232.07) |
| 233650 | INTERCO LOAN PWW/PAC: RSF | | | | | 12,954.74 |
| | | | | 233650 | INTERCO LOAN PWW/PAC: RSF | (12,954.74) |
| 233700 | INTERCO PAY/REC: PWW/PEU | | | | | 389,040.58 |
| | | 233700 | INTERCO PAY/REC: PEU/PWW | | | (389,040.58) |
| | | | | 233700 | INTERCO PAY/REC: PAC/PEU | (1.72) |
| 233800 | AP INTERCO PAY/REC: PEU/PAC | 233800 | AP INTERCO PAY/REC: PEU/PAC | 233800 | AP INTERCO PAY/REC:PEU/PAC | - |
| | | 223202 | NOTE PAYABLE: PCP-2015 3M LOAN | | | - |
| | | | | 223202 | INTERCO ADV-PCP PROM NOTE 5/18 | - |
| | | 223203 | NOTE PAYABLE: PCP-2015 1M LOAN | | | - |
| | | | | 223205 | NOTE PAYABLE - PCP 2018 1.1M LOAN | (1,120,403.91) |
| | | 223206 | NOTE PAYABLE- PCP 2018 1.7M LOAN | | | (1,607,407.52) |
| | | 223207 | NOTE PAYABLE - PCP 2018 1.1M LOAN | | | (1,093,388.71) |
| | | 223212 | CURR PORT LTD: 3M PCP NP | | | - |
| | | 223213 | CURR PORT LTD: 1M PCP NP | | | - |
| | | | | 223215 | ST NOTE PAYABLE - PCP 2018 1.1M LOAN | (25,255.86) |
| | | 223216 | ST NOTE PAYABLE - PCP 2018 1.7M LOAN | | | (36,233.71) |
| | | 223217 | ST NOTE PAYABLE - PCP 2018 1.1M LOAN | | | (24,646.84) |
| | | 223800 | INTERCO LOAN NC-INTEGRATED | | | 1,830.29 |
| | | | | 223800 | INTERCO LOAN PAC - INTERGRATED | - |
| | | | | | (9,075,262.00) | 20,809,130.37 |
| Total Current Assets | | | | | | 29,884,392.37 |
| | Other Assets | | Total Current Assets | | Total Current Assets | 28,236,775.64 |
| | Abandoned Property | | Other Assets | | Other Assets | (9,075,262.00) 37,312,037.64 |
| 182110 | ABAND PROP:CABOT PRESERVE WELL | | | | | - |
| 182120 | ABAND PROP: DUNLAP WOODS WELLS | | | | | - |
| 182200 | ABANDONED 8" MAIN -RANGE RD | 182200 | ABANDONED 8" MAIN -RANGE RD | | | - |

| | | | | | |
|--------|--------------------------------|--------|--------------------------------|--------|-------------------------------|
| 182300 | SERV ABAND: BRIDGE/SANDERS ST | | | | - |
| 182400 | ABAND PUMP STA: SPRINGWOOD HLS | 182400 | ABAND PUMP STA: SPRINGWOOD HLS | | - |
| 182500 | MAIN ABANDONMENT: CUSHING AVE | | | | - |
| | | | | | - |
| | Other Deferred Charges | | Other Deferred Charges | | Other Deferred Charges |
| 186000 | PHASE II & V WAIVER - NC | 186000 | PHASE II & V WAIVER - NC | | - |
| 186100 | ACQUISITION PREMIUM - MARA | 186100 | ACQUISITION PREMIUM - MARA | 186100 | ACQUISITION PREMIUM - MARA |
| | | | | | 73,117,801.66 |
| 186120 | FIFIELD TANK INSPECTION | | | | - |
| 186126 | MAST ROAD RAILROAD CROSSING | | | | - |
| 186130 | SERGEANT WOODS - NEWTON NH | 186130 | SERGEANT WOODS-NEWTON, NH | | - |
| 186136 | WATER ST OFFICE RELOCATION | | | | - |
| 186140 | SARBANES-OXLEY | | | | - |
| 186145 | 2ND STEP DEFERRED EXPENSE | | | | - |
| 186150 | BOND DEFEASANCE PREMIUM | | | | - |
| 186172 | MERRIMACK INTERCONNECT STUDY | | | | - |
| 186173 | BERKELY/SWART TERRACE STUDY | | | | - |
| 186175 | CROSS CONNECTION SURVEY-NASHUA | 186175 | CROSS CONNECTION SURVEY-PEU | | 22,392.18 |
| 186180 | PWW TRADEMARK | | | | - |
| 186195 | SPRUCE POND-WINDHAM NH-ACQUIST | 186195 | SPRUCE POND-WINDHAM NH-ACQUIST | | - |
| 186200 | CLEAN/DISPOSE OF TANK SLUDGE | 186200 | CLEAN/DISPOSE OF TANK SLUDGE | | - |
| 186202 | UNION NEGOTIATIONS - 2002 | | | | - |
| 186203 | UNION NEGOTIATIONS - 2006-2007 | | | | - |
| 186204 | UNION NEGOTIATIONS - 2010 | | | | - |
| 186205 | UNION NEGOTIATIONS - 2013 | | | | - |
| 186205 | PELHAM WATER SUPPLY STUDY | 186205 | PELHAM WATER SUPPLY STUDY | | - |
| 186206 | UNION NEGOTIATIONS - 2015 | | | | - |
| 186207 | UNION NEGOTIATIONS - 2017 | | | | 1,156.34 |
| 186210 | TYNGSBORO WHOLESALE AGREEMENT | | | | 9,654.08 |
| 186210 | LAKES REGION WATER CO-ACQUISIT | 186210 | LAKES REGION WATER CO-ACQUISIT | | - |
| 186215 | PWW/PEU-COST OF SERVICE STUDY | | | | 5,288.86 |
| 186215 | WINNISQUAM VILLAGE CONDO'S | 186215 | WINNISQUAM VILLAGE CONDO'S | | - |
| 186220 | COST OF SERVICE STUDY 2001 | | | | - |
| 186220 | DANIELS LAKE ACQ - WEARE, NH | 186220 | DANIELS LAKE ACQ - WEARE, NH | | - |
| 186225 | EMPLOYEE RECRUITOR FEES | | | | - |
| 186230 | SYNERGEN TRAINING - 2007 | | | | - |
| 186230 | FREEDOM VILLAGE ACQUISITION | 186230 | FREEDOM VILLAGE ACQUISITION | | - |
| 186233 | WILL STREET RENOVATIONS 2006 | | | | - |
| 186235 | RATE CASE: 2008 | | | | - |
| 186240 | RATE CASE - 2006 | | | | - |
| 186240 | SARBANES-OXLEY | 186240 | SARBANES-OXLEY | 186240 | SARBANES-OXLEY |
| | | | | | - |
| 186241 | 2010 DEFERRED RATE CASE EXP | | | | - |
| 186242 | RATE CASE EXPENSE: 2012 | | | | - |
| 186243 | RATE CASE EXPENSE: 2015 | | | | 10,533.23 |
| 186244 | RATE CASE EXPENSE: 2018 | | | | 111,063.66 |
| 186245 | DEFERRED ASSET - SERP | | | | 789,009.50 |

| | | | | | |
|--------|---|--------|---|---------------------------------|-----------|
| 186245 | TILTON HILL ROAD MAIN BREAK | | 186245 | TILTON HILL ROAD MAIN BREAK | - |
| 186250 | ADULT LEARNCTR-NASHUA LAW SUIT | | | | - |
| 186250 | BIRCH HILL GIARDIA SUIT | 186250 | BIRCH HILL GIARDIA SUIT | | - |
| 186255 | MERRIMACK VILLAGE DAM | | | | - |
| 186255 | MAIN BREAK - OCTOBER 2003 | | 186255 | MAIN BREAK - OCTOBER 2003 | - |
| 186256 | MERRIMACK VILLAGE DAM:PHASE II | | | | - |
| 186257 | MERRIMACK VILLAGE DAM DEOMOLIT | | | | - |
| 186260 | NASHUA AERIAL PHOTOGRAPHY PROJ | | | | - |
| 186260 | NORTH CONWAY LAND SALE | 186260 | NORTH CONWAY LAND SALE | | - |
| 186260 | SOUTH MAIN LEAK RESEARCH | | 186260 | SOUTH MAIN LEAK RESEARCH | - |
| 186265 | ABATEMENT | 186265 | ABATEMENT | | 6,837.59 |
| 186266 | ABATEMENT | 186266 | ABATEMENT | | 5,618.13 |
| 186267 | LITCHFIELD WHOLESALE WATER SUPPLY CONTRACT FEES | 186267 | LITCHFIELD WHOLESALE WATER SUPPLY CONTRACT FEES | | 4,634.59 |
| 186270 | STUDY: BROOK DAMS ACTION PLAN | | | | - |
| 186270 | LONDONDRRY VULNERABILITY STUDY | 186270 | LONDONDRRY VULNERABILITY STUDY | | - |
| 186275 | 2007 CELL TOWER LEASE SALE | | | | - |
| 186280 | LITCHFIELD VULNERABILITY STUDY | 186280 | LITCHFIELD VULNERABILITY STUDY | | - |
| 186280 | GRANT AVAILABILITY STUDY - NC | 186280 | GRANT AVAILABILITY STUDY - NC | | - |
| 186285 | BERRY POND BATHYMETRIC SURVEY | | 186285 | BERRY POND BATHYMETRIC SURVEY | 4,903.86 |
| 186286 | BERRY POND TREATMENT EVALUATION | | 186286 | BERRY POND TREATMENT EVALUATION | - |
| 186287 | BERRY POND DAM BREACH ANALYSIS | | 186287 | BERRY POND DAM BREACH ANALYSIS | - |
| 186300 | HI-LO WELL #4 REDEVELOP 2010 | | | | 10,643.25 |
| 186300 | WINDHAM WATER SUPPLY STUDY | 186300 | WINDHAM WATER SUPPLY STUDY | | - |
| 186300 | GRANT APPLICATION - 2008 | | 186300 | GRANT APPLICATION - 2008 | - |
| 186310 | W&E WATER SYSTEM SUPPLY STUDY | 186310 | W&E WATER SYSTEM SUPPLY STUDY | | - |
| 186320 | TARIFF FILING: SYS UPGRADE FEE | | | | - |
| 186325 | RATE CASE EXPENSE: 2004 | | | | - |
| 186325 | BEAVER HOLLOW TANK CLEANING | 186325 | BEAVER HOLLOW TANK CLEANING | | - |
| 186330 | PENNICHUCK POND AQUIFER STUDY | | | | - |
| 186335 | WATERSHED PROTECTION VIDEOS-PENN BROOK | | | | 2,795.14 |
| 186350 | LOUDON RD MAIN BREAK | | 186350 | LOUDON RD MAIN BREAK | - |
| 186360 | W&E WATER SUPPLY STUDY | 186360 | W&E WATER SUPPLY STUDY | | 1,586.97 |
| 186360 | FAIRVIEW ROAD MAIN BREAK | | 186360 | FAIRVIEW ROAD MAIN BREAK | - |
| 186370 | LOCKE LAKE WELL/GROUNDWATER STUDY | 186370 | LOCKE LAKE WELL/GROUNDWATER STUDY | | 19,981.12 |
| 186375 | AIRSTRIp STATION UPGRADE STUDY | 186375 | AIRSTRIp STATION UPGRADE STUDY | | - |
| 186380 | RATE CASE EXPENSE: 2007 | 186380 | RATE CASE EXPENSE: 2007 | | - |
| 186380 | RATE CASE EXPENSE: 2007 | | 186380 | RATE CASE EXPENSE: 2007 | - |
| 186385 | 2010 DEFERRED RATE CASE EXP | | 186385 | 2010 DEFERRED RATE CASE EXP | - |
| 186390 | RATE CASE EXPENSE: 2012 | | 186390 | RATE CASE EXPENSE: 2012 | - |
| 186395 | RATE CASE EXPENSE: 2020 | | 186395 | RATE CASE EXPENSE: 2020 | - |
| 186400 | RATE CASE EXP: NORTH COUNTRY | 186400 | RATE CASE EXP: NORTH COUNTRY | | (19.00) |
| 186410 | RATE CASE EXPENSE: 2012 | 186410 | RATE CASE EXPENSE: 2012 | | - |
| 186415 | RATE CASE EXPENSE: 2017 | 186415 | RATE CASE EXPENSE: 2017 | | 5,143.49 |
| 186416 | RATE CASE EXPENSE: 2019 | 186416 | RATE CASE EXPENSE: 2019 | | - |
| 186420 | WATERSHED STUDY | | | | - |

| | | | | |
|--------|--|--------|--------------------------------|------------|
| 186420 | LOCKE LAKE LEAK DETECTION | 186420 | LOCKE LAKE LEAK DETECTION | - |
| 186421 | RESERVOIR STORAGE & SEDIMENT MONITORING | | | 7,225.13 |
| 186425 | NRPC - MUTUAL AID STUDY | | | - |
| 186430 | CATCH BASIN MARKING 2004 | | | - |
| 186450 | PENNICHUCK BROOK WATERSHED STY | | | - |
| 186450 | CONCORD HILL ROAD SERVICE REPR | 186450 | CONCORD HILL ROAD SERVICE REPR | - |
| 186451 | WATERSHED GRDWTR MONT:PENN BRK | | | 7,740.94 |
| 186452 | WATERSHED SCHOOL EDUCATION | | | 9,748.46 |
| 186453 | PENNICHUCK BROOK SAEF YIELD EVALUATION | | | 18,248.26 |
| 186454 | SOURCE WATER PROTECTION STUDY | | | 10,633.34 |
| 186455 | HARRIS POND BATHYMETRIC SURVEY | | | 9,250.51 |
| 186456 | HARRIS & BOWERS POND VEGETATION ASSESSMENT | | | 8,844.77 |
| 186457 | INFILL & DREDGING FEAS STUDY: HARRIS/BOWERS/TINKER | | | 36,023.35 |
| 186460 | STUMP PD WATRSHD:COMM BAS EDUC | | | - |
| 186461 | STUMP PD STORMWATER BMP | | | 1,277.24 |
| 186465 | STORMWATER BMP RETROFIT EVAL | | | 6,763.75 |
| 186466 | STORMWATER BMP OUTREACH | | | 15,610.40 |
| 186470 | TOWN OF MILFORD-WATERSHED STDY | | | - |
| 186475 | UPPER MERRIMACK WTRSHED STUDY | | | - |
| 186480 | FACILIT STUDY:NASHUA/MERRIMACK | | | - |
| 186485 | WATERSHED MONITOR-SEDIMENT DEP | | | 11,624.78 |
| 186490 | WATERSHED-ROOF LEADER EDUCAT | | | 6,187.79 |
| 186500 | WATERSHED:BMP RETROFIT EVAL | | | - |
| 186500 | MANCHESTER SRCE DEV CHARGE:LY | 186500 | MANCHESTER SRCE DEV CHARGE:LY | 414,435.22 |
| 186510 | WATERSHED RESTORATION PLAN | | | 23,577.33 |
| 186510 | MSCD: MAPLE HILLS - DERRY | 186510 | MSCD: MAPLE HILLS - DERRY | 26,462.25 |
| 186520 | FEAS STUDY-STSWEEP/CATCH BASIN | | | 14,611.68 |
| 186530 | K-M NATURAL GAS STUDY | | | 9,926.19 |
| 186550 | OSHA COMPLIANCE | | | - |
| 186600 | ASSET MANAGEMENT ASSESS STUDY | | | 69,575.03 |
| 186610 | RISK ASSESSMENT & EMERG PLAN | | | - |
| 186650 | EMINENT DOMAIN COSTS | 186650 | EMINENT DOMAIN | 3,668.50 |
| 186670 | PENNICHUCK BROOK WATERSHED WEB | | | - |
| 186671 | PENNICHUCK BROOK PONDS AERIAL | | | - |
| 186675 | WEB SITE UPGRADE 2006 | 186675 | WEB SITE UPGRADE 2006 | - |
| 186680 | WEB-SITE UPGRADE 2012 | | | - |
| 186680 | WEB-SITE UPGRADE 2011 | 186680 | WEB-SITE UPGRADE 2011 | - |
| 186690 | CWS PHASE II & V WAIVER | | | - |
| 186700 | ONGOING WATERSHED STUDY 00-04 | | | - |
| 186700 | N CONWAY WATER INTERCONNECT | 186700 | N CONWAY WATER INTERCONNECT | 48,017.14 |
| 186701 | N CONWAY WATER PREC-BUY IN FEE | 186701 | N CONWAY WATER PREC-BUY IN FEE | 1,062.41 |
| 186710 | WATERSHED PROTECT STUDY - 2005 | | | - |
| 186710 | SKYVIEW ESTATES - PELHAM | 186710 | SKYVIEW ESTATES - PELHAM | 3,308.80 |
| 186720 | COMPENSATION STUDY 2004 | | | - |
| 186720 | BOW HIGHLANDS, BOW NH-ACQUISIT | 186720 | BOW HIGHLANDS, BOW NH-ACQUISIT | 2,368.14 |

| | | | | | | |
|--------|-----------------------------------|--------|---------------------------------|--------------------------|-------------------------------|-----------------------|
| 186730 | COMPENSATION STUDY: 2008 | | | | - | |
| 186730 | CO-BANK DEFERRED PATRONAGE | 186730 | CO-BANK DEFERRED PATRONAGE | | 151,206.15 | |
| 186750 | CO-BANK DEFERRED PATRONAGE | 186750 | CO-BANK DEFERRED PATRONAGE | | - | |
| 186770 | WTP SLUDGE TANK CLEANING 2015 | | | | 44,241.99 | |
| 186775 | WTP SLUDGE TANK CLEANING 2005 | | | | - | |
| 186780 | PWW BOND APPLICATION FEE | | | | - | |
| 186790 | LINE OF CREDIT TD BANK | | | | - | |
| 186860 | MSDC EXP - BEDFORD/POWDER HILL | | | | 353,132.47 | |
| 186861 | MSDC EXP - MANCHESTER WATER WORKS | | | | - | |
| 186863 | DEPRECIATION STUDY - 2006 | | | | - | |
| 186865 | DEPRECIATION STUDY 2007 | | | | - | |
| 186870 | COST OF REMOVAL ANALYSIS-2007 | | | | - | |
| 186901 | MILFORD: MASON DR FEASIBILITY | | | | - | |
| 186910 | FILTRATION MEDIA STUDY 2001 | | | | - | |
| 186950 | DEFERRED ASSET: PENSION | | | | 10,239,249.17 | |
| 186955 | DEFERRED ASSET:POST 65 HEALTH | | | | 1,076,097.50 | |
| 186960 | DEF ASSET:EARLY RETIRE HEALTH | | | | - | |
| 186998 | EMINENT DOMAIN ALLOWANCE | | 186998 | EMINENT DOMAIN ALLOWANCE | (3,668.50) | |
| | | | | | 86,755,474.84 | |
| | | 188100 | ACQUISITION PREMIUM - MARA | 188100 | ACQUISITION PREMIUM - MARA | - |
| 183000 | DEFERRED TAX ASSET | | | | - | |
| 183001 | GROSS-UP TO REG ASSET AFUDC | | | | - | |
| 183100 | PRELIM SURVEY/INVESTIGATE CHR | | | | 2,954.08 | |
| | | | | | 2,954.08 | |
| 162900 | DEFERRED ASSET - PENSION | | | | - | |
| 162905 | DEFERRED ASSET-POST 65 HEALTH | | | | - | |
| 162915 | DEFR ASSET:EARLY RETIRE HEALTH | | | | - | |
| | | | | | - | |
| | | | Unamortized Debt Expense | | | |
| 181000 | UNAMORTIZED DEBT EXPENSE | 181000 | UNAMORTIZED DEBT EXPENSE | 181000 | UNAMORTIZED DEBT EXPENSE | 4,343,641.93 |
| 181100 | UNAMORT DEBT EXPENSE: OID | | | | - | |
| | Total Other Assets | | Total Other Assets | | Total Other Assets | 91,102,070.85 |
| | Total Assets | | Total Assets | | Total Assets | 353,796,276.51 |
| | | | | | (9,075,262.00) | 362,871,538.51 |
| | Equity and Liabilities | | Equity and Liabilities | | Equity and Liabilities | |
| | Shareholder's Equity | | Shareholder's Equity | | Shareholder's Equity | |
| 201100 | COMMON STOCK | 201100 | COMMON STOCK | 201100 | COMMON STOCK | (30,200.00) |
| 211000 | ADDITIONAL PAID IN CAPITAL | 211000 | ADDITIONAL PAID IN CAPITAL | 211000 | ADDITIONAL PAID IN CAPITAL | (120,279,591.23) |

| | | | | | |
|--------|---------------------------------------|--------|------------------------------------|--------|-----------------------------|
| 219100 | OTHER COMPREHENSIVE INCOME | 219000 | OTHER COMPREHENSIVE INCOME | | 249,963.60 |
| 438000 | DIVIDENDS: COMMON STOCK | 438000 | DIVIDENDS: COMMON STOCK | | - |
| | | | | | (120,059,827.63) |
| | Retained Earnings | | | | |
| 215500 | RETAINED EARNINGS BEG - PWW | 215500 | RETAINED EARNINGS BEG - PEU | 215500 | RETAINED EARNINGS BEG - PAC |
| | | | | | 1,900,822.03 |
| | Net Profit or Loss | | Net Profit or Loss | | Net Profit or Loss |
| | | | | | 280,045.13 |
| | Total Equity | | Total Equity | | (117,878,960.47) |
| | Total Long Term Debt | | | | |
| 221000 | LONG TERM DEBT: BONDS & NOTES | 221000 | LONG TERM DEBT: BONDS & NOTES | | - |
| 221001 | LTD: PAYCHECK PROTECTION PROGRAM LOAN | | | | - |
| 221002 | LONG TERM DEBT-SRF/HUBBARD | | | | (25,957.58) |
| 221002 | LTD - SRF LOAN: GREEN HILLS | 221002 | LTD - SRF LOAN: GREEN HILLS | | (66,893.75) |
| 221002 | LTD:SRF CATAMOUNT ROAD | | | 221002 | LTD:SRF CATAMOUNT ROAD |
| | | | | | (121,396.69) |
| 221003 | LONG TERM DEBT: TWIN RIDGE SRF | | | | - |
| 221003 | LTD-SRF LOAN PELHAM TANK PROJ | 221003 | LTD-SRF LOAN PELHAM TANK PROJ | | (209,068.13) |
| 221004 | LTD-SRF LOAN: MAPLE HILLS | 221004 | LTD-SRF LOAN: MAPLE HILLS | | (321,295.00) |
| 221005 | SRF LOAN CONTRACT #4 | | | | (1,598,992.54) |
| 221005 | LTD - SRF LOAN/BIRCH HILL | 221005 | LTD - SRF LOAN/BIRCH HILL | | (1,100,899.06) |
| 221006 | LTD - SRF/ASHLEY COMMONS | | | | (167,375.08) |
| 221006 | LTD - SRF LOAN/LOCKE LAKE | 221006 | LTD - SRF LOAN/LOCKE LAKE | | (99,690.38) |
| 221007 | LTD - SRF/FRENCH HILL | | | | (512,668.52) |
| 221007 | LTD - SRF LOAN/LOCKE LAKE 2011 | 221007 | LTD - SRF LOAN/LOCKE LAKE 2011 | | (139,992.74) |
| 221008 | LTD: SRF/ARMORY-SOUTH NASHUA | | | | (115,078.00) |
| 221008 | LTD/SRF LOAN: LIBERTY TREE | 221008 | LTD/SRF LOAN: LIBERTY TREE | | (218,789.00) |
| 221009 | LTD: SRF/GLEN RIDGE | | | | (38,986.00) |
| 221009 | LTD/SRF LOAN: LOCKE LAKE 2012 | 221009 | LTD/SRF LOAN: LOCKE LAKE 2012 | | (280,878.87) |
| 221010 | LTD: SRF/DREW WOODS | | | | (537,115.19) |
| 221010 | LTD: COBANK 4.5M LOAN | 221010 | LTD: COBANK 4.5M LOAN | | (2,495,449.72) |
| 221011 | LTD: AULI | | | | (2,400,000.00) |
| 221011 | LTD: COBANK 1.7M LOAN | 221011 | LTD: COBANK 1.7M LOAN | | (1,212,807.37) |
| 221012 | LTD: 1997 BFANH | | | | - |
| 221012 | LTD: COBANK 925K LOAN | 221012 | LTD: COBANK 925K LOAN | | (663,565.46) |
| 221013 | LTD: 2005A BONDS | | | | - |
| 221013 | LTD: LOCKE LAKE 2012-PHASE2 | 221013 | LTD: LOCKE LAKE 2012-PHASE2 | | (309,227.49) |
| 221014 | LTD: 2005B BONDS | | | | - |
| 221014 | LTD: LOCKE LAKE-WINWOOD & MONROE | 221014 | LTD: LOCKE LAKE-WINWOOD & MONROE | | (315,701.22) |
| 221015 | LTD: 2005C BONDS | | | | - |
| 221015 | LTD: SRF LOAN/HICKORY & AVERY | 221015 | LTD: SRF LOAN/HICKORY & AVERY | | (340,015.85) |
| 221016 | LTD: SERIES A BONDS | | | | - |
| 221016 | LTD: SRF LOAN/W&E MAIN REPLACEMENT | 221016 | LTD: SRF LOAN/W&E MAIN REPLACEMENT | | (835,799.75) |
| 221017 | LTD: SERIES BC-3 BONDS | | | | - |
| 221017 | LTD: SRF LOAN-HARDWOOD TREATMENT | 221017 | LTD: SRF LOAN-HARDWOOD TREATMENT | | (464,601.55) |

| | | | | |
|--------|---|--------|--|-----------------|
| 221018 | LTD: SERIES BC-4 BONDS | | | - |
| 221018 | LTD: COBANK 625K LOAN | 221018 | LTD: COBANK 625K LOAN | (539,785.87) |
| 221019 | LTD: CROSS ST-AMHERST | | | - |
| 221019 | LTD: SRF/LOCKE LAKE-WINWOOD & MONROE PHASE II | 221019 | LTD: SRF/LOCKE LAKE-WINWOOD & MONROE PHASE II | (330,646.70) |
| 221020 | LTD: BOSTON POST RD-AMHERST | | | - |
| 221020 | LTD: COBANK 1.25M PORTION OF 2.2M LOAN | 221020 | LTD: COBANK 1.25M PORTION OF 2.2M LOAN | (1,125,033.46) |
| 221021 | LTD: BURKE STREET | | | (1,784,696.57) |
| 221021 | LTD: SRF/LOCKE LAKE-VARNEY ROAD | 221021 | LTD: SRF/LOCKE LAKE-VARNEY ROAD | (1,286,554.13) |
| 221022 | LTD: 2014A BONDS | | | (35,505,000.00) |
| 221022 | LTD: COBANK 950K PORTION OF 2.2M LOAN | 221022 | LTD: COBANK 950K PORTION OF 2.2M LOAN | (862,430.89) |
| 221023 | LTD: 2014B BONDS | | | (900,000.00) |
| 221023 | LTD: SRF/BRADY AVE | 221023 | LTD: SRF/BRADY AVE | (489,032.02) |
| 221024 | LTD: SRF/TIMBERLINE BOOSTER STATION | | | (268,833.43) |
| 221024 | LTD: SRF/MERRIMACK RIVER CROSSING | 221024 | LTD: SRF/MERRIMACK RIVER CROSSING | (2,259,180.54) |
| 221025 | LTD: SRF/RAW WATER TRANSMISSION | | | (2,743,464.69) |
| 221025 | LTD: COBANK 350K LOAN | 221025 | LTD: COBANK 350K LOAN | (331,188.22) |
| 221026 | LTD: SERIES 2015A BONDS | | | (17,710,000.00) |
| 221026 | LTD: SRF/HILLCREST ROAD | 221026 | LTD: SRF/HILLCREST ROAD | (227,845.25) |
| 221027 | LTD: SERIES 2015B BONDS | | | (1,510,000.00) |
| 221027 | LTD: SRF/LOCKE LAKE GEORGETOWN MAIN | 221027 | LTD: SRF/LOCKE LAKE GEORGETOWN MAIN | (958,332.63) |
| 221028 | LTD:SRF NASHUA CORE-AMHERST ST | | | (1,066,799.02) |
| 221028 | LTD: SRF/LOCKE LAKE AIRSTRIP WELL INTERCONN | 221028 | LTD: SRF/LOCKE LAKE AIRSTRIP WELL INTERCONN | (16,999.40) |
| 221029 | LTD:SERIES 2018A BONDS | | | (4,460,000.00) |
| 221029 | LTD: SRF/LOCKE LAKE SURFACE WATER SUPPLY | 221029 | LTD: SRF/LOCKE LAKE SURFACE WATER SUPPLY | (276,560.38) |
| 221030 | LTD:SERIES 2018B BONDS | | | (900,000.00) |
| 221030 | LTD: COBANK 1.153M LOAN T9 | 221030 | LTD: COBANK 1.153M LOAN T9 | (1,116,397.42) |
| 221031 | LTD:SERIES 2019A BONDS | | | (8,080,000.00) |
| 221031 | LTD: COBANK LOAN T10 | 221031 | LTD: COBANK LOAN T10 | - |
| 221032 | LTD:SERIES 2019B BONDS | | | - |
| 221033 | LTD: DWGTF 3.375M LOAN | | | (2,859,754.35) |
| 221034 | LTD: DWGTF/MERRIMACK INTAKE 5.5M | | | (5,307,890.54) |
| 221035 | LTD:SERIES 2020A BONDS | | | - |
| 221036 | LTD:SERIES 2020B BONDS | | | - |
| 221037 | LTD:SERIES 2020C BONDS | | | - |
| 221052 | FORGIVABLE DEBT: GREEN HILLS | 221052 | FORGIVABLE DEBT: GREEN HILLS | (21,300.48) |
| 221052 | LTD:FORGIVABLE DEBT - SRF CATAMOUNT ROAD | | 221052 LTD:FORGIVABLE DEBT - SRF CATAMOUNT RO/ | (38,737.54) |
| 221056 | FORGIVABLE DEBT: ASHLEY COMMON | | | (114,853.56) |
| 221056 | FORGIVABLE DEBT: LOCKE LAKE | 221056 | FORGIVABLE DEBT: LOCKE LAKE | (34,778.52) |
| 221057 | FORGIVABLE DEBT: FRENCH HILL | | | (369,873.99) |
| 221057 | FORGIVABLE DEBT:LOCKE LKE 2011 | 221057 | FORGIVABLE DEBT:LOCKE LKE 2011 | (73,807.72) |
| 221058 | FORGIVABLE DEBT:ARMORY-NASHUA | | | (81,589.42) |
| 221058 | FORGIVABLE DEBT:LIBERTY TREE | 221058 | FORGIVABLE DEBT:LIBERTY TREE | (98,996.10) |
| 221059 | FORGIVABLE DEBT: GLEN RIDGE | | | (28,292.98) |
| 221059 | FORGIVABLE LTD:LOCKE LAKE 2012 | 221059 | FORGIVABLE LTD:LOCKE LAKE 2012 | - |
| 221060 | FORGIVABLE DEBT: AMHERST ST | | | (255,041.92) |

| | | | | | | |
|--------|---|--------|---|----------------------------|-----------------------------------|------------|
| 221060 | FORGIVABLE LTD: BRADY AVE | 221060 | FORGIVABLE LTD: BRADY AVE | | (59,539.17) | |
| 221200 | ORIGINAL ISSUE DISCOUNT | | | | - | |
| | Long Term Debt | | Long Term Debt | Long Term Debt | (108,685,481.85) | |
| | | | | 3,825,000.00 | (112,510,481.85) | |
| | Current Liabilities | | Current Liabilities | Current Liabilities | | |
| 232100 | FIXED ASSET LINE OF CREDIT | 232100 | FIXED ASSET LINE OF CREDIT | | (8,138,733.25) | |
| 221100 | CURRENT PORTION LONG TERM DEBT | 221100 | CURRENT PORTION LONG TERM DEBT | | - | |
| 221101 | STD: PAYCHECK PROTECTION PROGRAM LOAN | | | | - | |
| 221102 | CURRENT PORTION LTD:HUBBARD | | | | (22,250.04) | |
| 221102 | CURR PORTION LTD:GREEN HILLS | 221102 | CURR PORTION LTD:GREEN HILLS | | (17,325.00) | |
| 221102 | CURRENT PORTION LTD: CATAMOUNT RD | | | 221102 | CURRENT PORTION LTD: CATAMOUNT RD | (2,565.00) |
| 221103 | CURR PORTION LTD:PELHAM TANK | 221103 | CURR PORTION LTD:PELHAM TANK | | (31,271.89) | |
| 221104 | CURR PORTION LTD:MAPLE HILLS | 221104 | CURR PORTION LTD:MAPLE HILLS | | (29,472.00) | |
| 221105 | CURRENT PORTION LTD:CONT #4 | | | | (155,331.13) | |
| 221105 | CURRENT PORTION LTD:BIRCH HILL | 221105 | CURRENT PORTION LTD:BIRCH HILL | | (85,466.47) | |
| 221106 | CURR PORTION LTD: ASHLEY COMM | | | | (10,058.00) | |
| 221106 | CURR PORT LTD:LOCKE LAKE 2007 | 221106 | CURR PORT LTD:LOCKE LAKE 2007 | | (12,388.00) | |
| 221107 | CURR PORTION LTD:FRENCH HILL | | | | (25,912.00) | |
| 221107 | CURR PORT LTD:LOCKE LAKE 2011 | 221107 | CURR PORT LTD:LOCKE LAKE 2011 | | (7,047.70) | |
| 221108 | CURRENT PORTION LTD: ARMORY | | | | (6,300.00) | |
| 221108 | CURR PORTION LTD:LIBERTY TREE | 221108 | CURR PORTION LTD:LIBERTY TREE | | (8,829.00) | |
| 221109 | CURRENT PORTION LTD:GLEN RIDGE | | | | (1,918.00) | |
| 221109 | CURR PORT LTD:LOCKE LAKE 2012 | 221109 | CURR PORT LTD:LOCKE LAKE 2012 | | (18,046.00) | |
| 221110 | CURRENT PORTION LTD:DREW WOODS | | | | (39,336.00) | |
| 221110 | CURR PORT LTD:COBANK 4.5M LOAN | 221110 | CURR PORT LTD:COBANK 4.5M LOAN | | (220,094.49) | |
| 221111 | CURRENT PORTION LTD: AULI | | | | (400,000.00) | |
| 221111 | CURR PORT LTD:COBANK 1.7M (T4) | 221111 | CURR PORT LTD:COBANK 1.7M (T4) | | (75,622.13) | |
| 221112 | CURRENT PORTION LTD:1997 BFANH | | | | - | |
| 221112 | CURR PORT LTD:COBANK 925K (T3) | 221112 | CURR PORT LTD:COBANK 925K (T3) | | (39,504.59) | |
| 221113 | CURR PORT LTD:SRF LOCKE LAKE-DAM SITE #2 | 221113 | CURR PORT LTD:SRF LOCKE LAKE-DAM SITE #2 | | (17,286.15) | |
| 221114 | CURR PORT LTD:LOCKE LAKE W & M | 221114 | CURR PORT LTD:LOCKE LAKE W & M | | (16,265.82) | |
| 221115 | CURR PORT LTD:HICKORY & AVERY | 221115 | CURR PORT LTD:HICKORY & AVERY | | (18,032.11) | |
| 221116 | CURR PORT LTD:W&E MAIN REPLACEMENT | 221116 | CURR PORT LTD:W&E MAIN REPLACEMENT | | (43,170.90) | |
| 221117 | CURR PORT LTD:HARDWOOD TREATMENT | 221117 | CURR PORT LTD:HARDWOOD TREATMENT | | (24,476.59) | |
| 221118 | CURR PORT LTD: COBANK 625K LOAN | 221118 | CURR PORT LTD: COBANK 625K LOAN | | (16,393.60) | |
| 221119 | CURR PORT LTD: LOCKE LAKE-WINWOOD & MONROE PHASE II | 221119 | CURR PORT LTD: LOCKE LAKE-WINWOOD & MONROE PHASE II | | (16,977.00) | |
| 221120 | CURRENT PORTION LTD:COBANK 1.25M PORTION OF 2.2M L | 221120 | CURRENT PORTION LTD:COBANK 1.25M PORTION OF 2.2M L | | (32,557.38) | |
| 221121 | CURRENT PORTION LTD: NASHUA CORE-2014 | | | | (94,023.07) | |
| 221121 | CURRENT PORTION LTD:SRF/LOCKE LAKE-VARNEY ROAD | 221121 | CURRENT PORTION LTD:SRF/LOCKE LAKE-VARNEY ROAD | | (64,644.43) | |
| 221122 | CURRENT PORTION LTD:2014A | | | | (1,190,000.00) | |
| 221122 | CURRENT PORTION LTD:COBANK 950K PORTION OF 2.2M L | 221122 | CURRENT PORTION LTD:COBANK 950K PORTION OF 2.2M L | | (23,016.40) | |
| 221123 | CURRENT PORTION LTD:2014B | | | | (105,000.00) | |
| 221123 | CURRENT PORTION LTD: SRF/BRADY AVE | 221123 | CURRENT PORTION LTD: SRF/BRADY AVE | | (11,531.75) | |
| 221124 | CURRENT PORTION LTD:TIMBERLINE BOOSTER STATION | | | | (13,977.15) | |
| 221124 | CURRENT PORTION LTD: SRF/MERRIMACK RIVER CROSSING | 221124 | CURRENT PORTION LTD: SRF/MERRIMACK RIVER CROSSING | | (99,806.75) | |

| | | | | |
|--------|---|--------|---|------------------------|
| 221125 | CURRENT PORTION LTD:SRF RAW WATER TRANSMISSION | | | (133,907.00) |
| 221125 | CURRENT PORTION LTD: COBANK 350K LOAN | 221125 | CURRENT PORTION LTD: COBANK 350K LOAN | (7,405.74) |
| 221126 | CURRENT PORTION LTD: 2015A | | | (620,000.00) |
| 221126 | CURRENT PORTION LTD: SRF/HILLCREST ROAD | 221126 | CURRENT PORTION LTD: SRF/HILLCREST ROAD | (10,065.84) |
| 221127 | CURRENT PORTION LTD: 2015B | | | (115,000.00) |
| 221127 | CURRENT PORTION LTD: SRF/LOCKE LAKE GEORGETOWN MAIN | 221127 | CURRENT PORTION LTD: SRF/LOCKE LAKE GEORGETOWN MAIN | - |
| 221128 | CURRENT PORTION LTD: SRF NASHUA CORE | | | (20,805.94) |
| 221128 | CURRENT PORTION LTD: SRF/LOCKE LAKE AIRSTRIP WELL INTERCONN | 221128 | CURRENT PORTION LTD: SRF/LOCKE LAKE AIRSTRIP WELL INTERCONN | - |
| 221129 | CURRENT PORTION LTD: SERIES 2018A | | | - |
| 221129 | CURRENT PORTION LTD: SRF/LOCKE LAKE SURFACE WATER SUPPLY | 221129 | CURRENT PORTION LTD: SRF/LOCKE LAKE SURFACE WATER SUPPLY | - |
| 221130 | CURRENT PORTION LTD: SERIES 2018B | | | (90,000.00) |
| 221130 | CURRENT PORTION LTD: COBANK 1.153M LOAN T9 | 221130 | CURRENT PORTION LTD: COBANK 1.153M LOAN T9 | (26,125.70) |
| 221131 | CURRENT PORTION LTD: SERIES 2019A | | | - |
| 221131 | CURRENT PORTION LTD: COBANK LOAN T10 | 221131 | CURRENT PORTION LTD: COBANK LOAN T10 | - |
| 221132 | CURRENT PORTION LTD: SERIES 2019B | | | (170,000.00) |
| 221133 | CURRENT PORTION LTD: DWGTF 3.375M LOAN | | | - |
| 221134 | CURRENT PORTION LTD: DWGTF/MERRIMACK INTAKE 5.5M | | | - |
| 221135 | CURRENT PORTION LTD: SERIES 2020A | | | - |
| 221136 | CURRENT PORTION LTD: SERIES 2020B | | | - |
| 221137 | CURRENT PORTION LTD: SERIES 2020C | | | - |
| 221152 | FORGIVABLE DEBT:STD GREENHILLS | 221152 | FORGIVABLE DEBT:STD GREENHILLS | (5,799.12) |
| 221152 | | | 221152 | (1,430.28) |
| 221156 | FORGIVABLE DEBT: STD ASHLEY CM | | | (11,297.07) |
| 221156 | FORGIVAB DEBT:STD LOCKLKE 2007 | 221156 | FORGIVAB DEBT:STD LOCKLKE 2007 | (3,759.84) |
| 221157 | FORGIVABLE DEBT: STD FRENCH HL | | | (32,636.04) |
| 221157 | FORGIVABLE STD:LOCKE LAKE 2011 | 221157 | FORGIVABLE STD:LOCKE LAKE 2011 | (6,025.08) |
| 221158 | FORGIVABLE DEBT: STD ARMORY NA | | | (7,531.44) |
| 221158 | FORGIVABLE STD:LIBERTY TREE | 221158 | FORGIVABLE STD:LIBERTY TREE | (7,029.24) |
| 221159 | FORGIVABLE DEBT: STD GLENRIDGE | | | (2,460.24) |
| 221160 | FORGIVABLE DEBT: AMHERST ST | | | (9,359.28) |
| 221160 | FORGIVABLE STD: BRADY AVE | 221160 | FORGIVABLE STD: BRADY AVE | (2,095.20) |
| | | | | (12,417,362.84) |

Current Portion of Long Term Debt

Current Portion of Long Term Debt

Current Portion of Long Term Debt

Accounts Payable & Accr Expenses

| | | | | |
|--------|------------------------------|--------|-------------------------|--------------|
| 222000 | ACCOUNTS PAYABLE | 222000 | ACCOUNTS PAYABLE | - |
| 231000 | ACCOUNTS PAYABLE | 231000 | ACCOUNTS PAYABLE | (784,724.84) |
| 231111 | ACCOUNTS PAYABLE | 231111 | A/P | (2,234.66) |
| 231222 | ACCOUNTS PAYABLE | 231222 | ACCOUNTS PAYABLE - CWIP | (267,760.76) |
| 236110 | PAYROLL TAXES PAYABLE | | | - |
| 236111 | FICA TAXES PAYABLE | | | - |
| 236112 | EMPLOYEE WITHHOLDING PAYABLE | | | - |
| 236113 | SUTA TAX PAYABLE - NH | | | - |
| 236114 | FED UNEMPLOYMENT TAX PAYABLE | | | - |

| | | | | | | |
|--------|--------------------------------------|--------|---------------------------------|--------|--------------------------------|-----------------------|
| 236115 | LOCAL PROPERTY TAXES PAYABLE | 236115 | LOCAL PROPERTY TAXES PAYABLE | 236115 | LOCAL PROPERTY TAXES PAYABLE | (103,254.66) |
| 236116 | PUBLIC UTILITY TAX PAYABLE | 236116 | PUBLIC UTILITY TAX PAYABLE | | | - |
| 236117 | SECTION 125 WITHHOLDING | | | | | (2,036.79) |
| 236118 | MASS STATE TAX | | | | | - |
| 236119 | ACCRUED TAXES | 236119 | ACCRUED TAXES | 236119 | ACCRUED TAXES | - |
| 237110 | ACCRUED INTEREST LTD | 237110 | ACCRUED INTEREST LTD | 237110 | ACCRUED INTEREST PAYABLE | (587,250.33) |
| 237115 | ACCR INT BC1 AUCTION RATE BNDS | | | | | - |
| 237120 | ACCRUED INTEREST - LOC | | | | | (19,519.93) |
| 241100 | UNION DUES PAYABLE | | | | | - |
| 241210 | 401K WITHHOLDING PAYABLE | | | | | - |
| 241215 | 401K LOAN WITHHOLDING PAYABLE | | | | | - |
| 241220 | UNITED WAY WITHHELD | | | | | - |
| 241223 | DEPENDENT CARE - FSA | | | | | 365.69 |
| 241226 | LTD INSURANCE | | | | | (1,731.55) |
| 241228 | CAR AND/OR HOME INS WITHHELD | | | | | (105.24) |
| 241230 | LIFE INSURANCE WITHHELD | | | | | (610.49) |
| 241237 | VOLUNTARY ACCIDENT INS WITHHELD | | | | | (55.13) |
| 241238 | VISION INSURANCE WITHHELD | | | | | (928.50) |
| 241300 | MISC CURRENT ACCRUED LIABILITY | 241300 | MISC CURRENT ACCRUED LIABILITY | 241300 | MISC CURRENT ACCRUED LIABILITY | (309,480.61) |
| 241350 | ACCRUED LIABILITY - RETAINAGE | 241350 | ACCRUED LIABILITY - RETAINAGE | 241350 | ACCRUED LIABILITY - RETAINAGE | (598,493.90) |
| 241900 | ACCRUED PAYROLL | | | | | (179,482.44) |
| 241905 | ACCRUED EMPLOYER PAYROLL TAXES | | | | | (14,051.34) |
| 241910 | ACCRUED VACATION - PWW | | | | | (137,514.31) |
| | | | | | | (3,008,869.79) |
| | | | | | 242,867.13 | (3,251,736.92) |
| 241236 | ACCRUED LIAB PENSION-SHORT TRM | | | | | - |
| 241304 | EARLY RETIREE LIAB-HEALTH - ST | | | | | - |
| 241316 | POST-65 HEALTH LIABILITY - ST | | | | | - |
| | | | | | | - |
| 228900 | MASS TAXES PAYABLE | | | | | - |
| | Customer Deposits | | | | | |
| 235100 | SERVICE INSTALLATION DEPOSITS | | | | | (21,891.95) |
| 235150 | CONSTRUCTION METER DEPOSITS | | | | | (2,200.00) |
| 235250 | HARDSHIP CASE: CREDITS | 235250 | HARDSHIP CASES: CREDITS | 235250 | HARDSHIP CASES: CREDITS | - |
| 235300 | LITCHFIELD DEPOSIT | 235300 | LITCHFIELD DEPOSIT | | | (23,620.13) |
| 235350 | DEPOSITS - MERRIMACK SOURCE DEV | 235350 | DEPOSITS - MERRIMACK SOURCE DEV | | | (225,677.00) |
| 235550 | SERVICE DEPOSITS: SALISBURY | | | | | (1,428.00) |
| 235551 | SERVICE DEPOSITS: SALS B METERS | | | | | - |
| 235600 | SERVICE INSTALL DEPOSITS - PAC | | | | | (661.00) |
| 235700 | SERVICE INST DEPOSITS - PEU | | | | | (16,527.00) |
| 235750 | DEPOSIT-AMHERST (TCI) PROJECT ESCROW | | | | | - |
| 235800 | DEPOSITS | | | | | - |
| 235850 | DEPOSITS - SG BEDFORD | | | | | (21,033.55) |

| Total Current Liabilities | | Total Current Liabilities | | Total Current Liabilities | |
|----------------------------------|---|----------------------------------|--|----------------------------------|--|
| Other Deferred Credits | | | | Other Deferred Credits | |
| 241305 | EARLY RETIREE LIABILITY-HEALTH | | | | - |
| 241315 | POST-65 HEALTH LIABILITY | | | | 4,602,024.76 |
| 186440 | VEBA TRUST - UNION | | | | 460,664.95 |
| 186445 | VEBA TRUST - NON-UNION | | | | 143,374.51 |
| | | | | 5,206,064.22 | |
| 224100 | OTHER LIABILITY: DERIVATIVE | 224100 | OTHER LIABILITY: DERIVATIVE | | (416,606.00) |
| 241306 | ACC LIAB: SUP EXEC RETIRE PLAN | | | | (373,712.28) |
| 253000 | DEFERRED GAIN-GREEN HILLS SRF | 253000 | DEFERRED GAIN-GREEN HILLS SRF | | - |
| 253001 | DEFERRED RENT LIABILITY | | | | - |
| 253001 | DEFERRED GAIN-LOCKE LAKE SRF | 253001 | DEFERRED GAIN-LOCKE LAKE SRF | | - |
| 253002 | OTHER DEFERRED CREDITS | | | | - |
| 253005 | DEFRENT CR-HECOP III FITUP ALO | | | | (21,290.67) |
| 253100 | DEFERRED GAIN: ARMORY ARRA | | | | - |
| 253101 | DEFERRED GAIN:ASHLEY CMNS ARRA | | | | - |
| | | | | (811,608.95) | |
| 263231 | ACCURED LIABILITY: PENSION | | | | (12,801,760.67) |
| 241235 | ACCRUED STOCK COMP EXPENSE | | | | - |
| 251000 | UNAMORTIZED DEBT PREMIUM | | | | - |
| 251001 | UNAMORTIZED DEBT PREMIUM-SERIES 2014A | | | | (1,612,891.96) |
| 251002 | UNAMORTIZED DEBT PREMIUM-SERIES 2015A | | | | (906,822.78) |
| 251003 | UNAMORTIZED DEBT PREMIUM-SERIES 2015B | | | | (198,690.72) |
| 251004 | UNAMORTIZED DEBT PREMIUM-SERIES 2018B | | | | (115,381.26) |
| 251005 | UNAMORTIZED DEBT PREMIUM-SERIES 2019B | | | | (316,935.05) |
| 251006 | UNAMORTIZED DEBT PREMIUM-SERIES 2020A | | | | - |
| 255100 | UNAMORTIZED INVESTMENT CREDIT | | | | (434,809.00) |
| 283105 | REG LIABILITY-EXCESS DEF TAX | | | | (246,109.06) |
| 283106 | DEF TAX LIAB-UNAMORTIZED ITC | | | | (304,572.32) |
| 283107 | GROSSUP TO REG LIAB EXCESS DEF | | | | (161,423.59) |
| 282100 | DEFERRED TAX ASSET | | | | - |
| 282200 | DEFERRED INCOME TAXES | 282200 | DEFERRED INCOME TAXES | 282200 | DEFERRED INCOME TAXES |
| 283100 | ACCUM DEFERRED INC TAX-REG LIABILITY | 283100 | ACCUM DEF INC TAX - REG LIABILITY | 283100 | ACCUM DEFERRED INC TAX - REG LIAB |
| 282201 | DEF TAX OFFSET TO REG LIAB ITC | | | | (304,572.32) |
| 282201 | DEFERRED INCOME TAX - SWAP | 282201 | DEFERRED INCOME TAX - SWAP | | 166,642.40 |
| 282202 | DEF TAX OFFSET TO GU REG ASSET | | | | - |
| 282203 | DEF TAX OFFSET TO GU REG LIAB | | | | 161,423.59 |

(313,038.63)
(70,171.50)

(15,739,271.26)
(24,816,363.55)

5,206,064.22

(416,606.00)
(373,712.28)

-

-

-

-

(21,290.67)

-

-

(811,608.95)

(12,801,760.67)

-

-

(1,612,891.96)

(906,822.78)

(198,690.72)

(115,381.26)

(316,935.05)

-

(434,809.00)

(246,109.06)

(304,572.32)

(161,423.59)

-

(22,315,960.21)

(9,217,279.00)

(304,572.32)

166,642.40

-

161,423.59

Contributions in Aid of Construction - All Divisions

| | | | | | | |
|--------|--------------------------------|--------|--------------------------------|--------|-------------------------------|------------------------|
| 271200 | CONTRIBUTIONS IN AID OF CONST | 271200 | CONTRIBUTIONS IN AID OF CONST | 271200 | CONTRIBUTIONS IN AID OF CONST | (57,359,234.47) |
| 271201 | CIAC: BON TERRAIN | | | | | (959,060.87) |
| 271201 | CIAC-WATER FILTRATION GRANT | | | 271201 | CIAC-WATER FILTRATION GRANT | (398,349.91) |
| 271202 | CIAC: TAYLOR FALLS BOOSTER STA | | | | | (150,000.00) |
| 271204 | CIAC: MAPLE HILLS GRANT | 271204 | CIAC: MAPLE HILLS GRANT | | | (82,387.53) |
| 271205 | CIAC: TOWN OF AMHERST | | | | | (43,000.00) |
| 271205 | CIAC: BIRCH HILLS GRANT | 271205 | CIAC: BIRCH HILLS GRANT | | | (119,367.38) |
| 271206 | CIAC: LOCKE LAKE GRANT | 271206 | CIAC: LOCKE LAKE GRANT | | | (15,716.31) |
| 271207 | DRINKING WATER GRANT FUNDS | 271207 | DRINKING WATER GRANT FUNDS | | | (600,000.00) |
| 271210 | CIAC: MAST ROAD | | | | | (8,500.00) |
| 271220 | CIAC: LITTLE POND MAINS | | | | | (148,434.95) |
| 271225 | CIAC: PWDRHILL/DUNLAP WDS TANK | | | | | (55,080.00) |
| 271230 | CIAC: URBAN RUNOFF | | | | | (62,600.00) |
| 271240 | CIAC-NEW SERVICES:ENGLISH WOOD | | | | | (7,610.69) |
| 271250 | CIAC: SAFE WATER DRINKING ACT | | | | | (55,365.80) |
| 271250 | CIAC: LONDONDERRY/MWW CONN | 271250 | CIAC: LONDONDERRY/MWW CONN | | | (603,000.00) |
| 271260 | CIAC: AUTUMN WOODS BOOSTER STA | | | | | (82,592.00) |
| 271270 | CIAC: CHERRY LANE WELL | | | | | (35,000.00) |
| 271275 | CIAC: MANCHESTER INTERCONNECT | | | | | (422,611.50) |
| 271300 | CIAC: SEASON LANE, LONDONDERRY | 271300 | CIAC: SEASON LANE, LONDONDERRY | | | (15,400.00) |
| 271302 | CIAC: PELHAM | 271302 | CIAC: PELHAM | | | (84,300.00) |
| 271303 | CIAC: LITCHFIELD | 271303 | CIAC: LITCHFIELD | | | (150,367.50) |
| 271304 | CIAC: BOW | 271304 | CIAC: BOW | | | (19,200.00) |
| 271305 | CIAC: LAKEVIEW FARMS - WINDHAM | 271305 | CIAC: LAKEVIEW FARMS - WINDHAM | | | (46,000.00) |
| 271310 | CIAC - MAPLEWOOD | | | | | (264,560.00) |
| 271320 | CIAC - LAUREL WOODS | | | | | (242,348.60) |
| 271325 | CIAC: MEADOWBROOK PUMP STATION | 271325 | CIAC: MEADOWBROOK PUMP STATION | | | (18,900.00) |
| 271350 | CIAC: OAKWOOD | 271350 | CIAC: OAKWOOD | | | (36,000.00) |
| 271360 | CIAC: SMYTHE WOODS-HOOKSETT | 271360 | CIAC: SMYTHE WOODS-HOOKSETT | | | (20,690.39) |
| 271370 | CIAC: W&E | 271370 | CIAC: W&E | | | (32,805.00) |
| 271380 | CIAC: FLETCHERS CORNER:ARSENIC | 271380 | CIAC: FLETCHERS CORNER:ARSENIC | | | (68,650.00) |
| 271400 | CONTR IN AID OF CONST-DEV INST | | | | | (2,348,455.85) |
| 271400 | CONTR IN AID OF CONST-DEV INST | 271400 | CONTR IN AID OF CONST-DEV INST | | | (4,536,626.39) |
| 271550 | CIAC: AUTUMN WOODS | | | | | (189,754.78) |
| 252001 | CUST ADV FOR CONST: MVD INTER | | | | | (84,000.00) |
| | | | | | | (69,365,969.92) |

Reserve for Amort of CIAC: All

Reserve for Amort of CIAC: All

| | | | | | | |
|--------|-------------------------------|--------|-------------------------------|--------|-------------------------------|---------------|
| 272101 | RESERVE FOR AMORT OF CIAC:PWV | 272101 | RESERVE FOR AMORT OF CIAC:PEU | 272101 | RESERVE FOR AMORT OF CIAC:PAC | 14,509,828.84 |
|--------|-------------------------------|--------|-------------------------------|--------|-------------------------------|---------------|

Total Deferred Credits

Total Deferred Credits

Total Deferred Credits

(98,461,683.12)

Total Equity & Liabilities

Total Equity & Liabilities

Total Equity & Liabilities

(107,665,732.64)

(340,765,396.70)

(362,871,538.51)

Pennichuck Water Works, Inc.
Balance Sheet
January - December 2020

| | 2 | 3 | 4 | 5 | 6 | 7 | 8 | 9 | 10 | 11 | 12 |
|--|---------------------|---------------------|---------------------|---------------------|---------------------|---------------------|---------------------|---------------------|---------------------|---------------------|---------------------|
| | Feb-20 | Mar-20 | Apr-20 | May-20 | Jun-20 | Jul-20 | Aug-20 | Sep-20 | Oct-20 | Nov-20 | Dec-20 |
| | 4,449.76 | 4,449.76 | 4,449.76 | 4,449.76 | 4,449.76 | 4,449.76 | 4,449.76 | 4,449.76 | 4,449.76 | 4,449.76 | 4,449.76 |
| | 641,723.93 | 641,723.93 | 641,723.93 | 641,723.93 | 641,723.93 | 639,329.93 | 639,329.93 | 639,329.93 | 639,329.93 | 639,329.93 | 639,329.93 |
| | 549,184.63 | 549,184.63 | 549,184.63 | 549,184.63 | 549,184.63 | 549,184.63 | 549,184.63 | 549,184.63 | 549,184.63 | 549,184.63 | 549,184.63 |
| | - | - | - | - | - | - | - | - | - | - | - |
| | - | - | - | - | - | - | - | - | - | - | - |
| | - | - | - | - | - | - | - | - | - | - | - |
| | - | - | - | - | - | - | - | - | - | - | - |
| | 486,156.66 | 486,156.66 | 486,156.66 | 486,156.66 | 486,156.66 | 486,156.66 | 486,156.66 | 486,156.66 | 496,847.75 | 496,847.75 | 505,390.75 |
| | - | - | - | - | - | - | - | - | - | - | - |
| | - | - | - | - | - | - | - | - | - | - | - |
| | - | - | - | - | - | - | - | - | - | - | - |
| | - | - | - | - | - | - | - | - | - | - | - |
| | 244,332.12 | 244,332.12 | 244,332.12 | 244,332.12 | 244,332.12 | 244,332.12 | 244,332.12 | 244,332.12 | 244,332.12 | 244,332.12 | 244,332.12 |
| | - | - | - | - | - | - | - | - | - | - | - |
| | - | - | - | - | - | - | - | - | - | - | - |
| | 552,513.16 | 552,513.16 | 552,513.16 | 552,513.16 | 552,513.16 | 552,513.16 | 552,513.16 | 552,513.16 | 552,513.16 | 552,513.16 | 552,513.16 |
| | 100,335.00 | 100,335.00 | 100,335.00 | 100,335.00 | 100,335.00 | 100,335.00 | 100,335.00 | 100,335.00 | 100,335.00 | 100,335.00 | 100,335.00 |
| | 108,285.50 | 108,285.50 | 108,285.50 | 108,285.50 | 108,285.50 | 108,285.50 | 108,285.50 | 108,285.50 | 108,285.50 | 108,285.50 | 108,285.50 |
| | 688,358.24 | 688,358.24 | 688,358.24 | 688,358.24 | 688,358.24 | 688,358.24 | 688,358.24 | 688,358.24 | 688,358.24 | 688,358.24 | 688,358.24 |
| | 25,000.00 | 25,000.00 | 25,000.00 | 25,000.00 | 25,000.00 | 25,000.00 | 25,000.00 | 25,000.00 | 25,000.00 | 25,000.00 | 25,000.00 |
| | - | - | - | - | - | - | - | - | - | - | - |
| | - | - | - | - | - | - | - | - | - | - | - |
| | 3,400,339.00 | 3,400,339.00 | 3,400,339.00 | 3,400,339.00 | 3,400,339.00 | 3,397,945.00 | 3,397,945.00 | 3,397,945.00 | 3,408,636.09 | 3,408,636.09 | 3,417,179.09 |
| | - | - | - | - | - | - | - | - | - | - | - |
| | 8,588,115.52 | 8,588,115.52 | 8,588,115.52 | 8,588,115.52 | 8,588,115.52 | 8,588,115.52 | 8,588,115.52 | 8,668,072.16 | 8,665,572.16 | 8,665,572.16 | 8,085,107.26 |
| | - | - | - | - | - | - | - | - | - | - | - |
| | 404,000.00 | 404,000.00 | 404,000.00 | 404,000.00 | 404,000.00 | 404,000.00 | 404,000.00 | 404,000.00 | 404,000.00 | 404,000.00 | 404,000.00 |
| | - | - | - | - | - | - | - | - | - | - | - |
| | - | - | - | - | - | - | - | - | - | - | - |
| | - | - | - | - | - | - | - | - | - | - | - |
| | 5,723,763.19 | 5,723,763.19 | 5,723,763.19 | 5,723,763.19 | 5,723,763.19 | 5,723,763.19 | 5,723,763.19 | 5,723,763.19 | 5,723,763.19 | 5,723,763.19 | 6,003,774.54 |
| | - | - | - | - | - | - | - | - | - | - | - |
| | - | - | - | - | - | - | - | - | - | - | - |
| | 39,984.80 | 39,984.80 | 39,984.80 | 39,984.80 | 39,984.80 | 39,984.80 | 39,984.80 | 39,984.80 | 39,984.80 | 39,984.80 | 39,984.80 |
| | - | - | - | - | - | - | - | - | - | - | - |
| | - | - | - | - | - | - | - | - | - | - | - |
| | - | - | - | - | - | - | - | - | - | - | - |

| | | | | | | | | | | |
|----------------------|----------------------|----------------------|----------------------|----------------------|----------------------|----------------------|----------------------|----------------------|----------------------|----------------------|
| 3,772.19 | 3,772.19 | 3,772.19 | 3,772.19 | 3,772.19 | 3,772.19 | 3,772.19 | 3,772.19 | 3,772.19 | 3,772.19 | 3,772.19 |
| 4,164,703.04 | 4,164,703.04 | 4,164,703.04 | 4,164,703.04 | 4,164,703.04 | 4,164,703.04 | 4,164,703.04 | 4,421,703.04 | 4,692,214.48 | 4,692,214.48 | 4,758,954.58 |
| 65,787.00 | 65,787.00 | 65,787.00 | 65,787.00 | 65,787.00 | 65,787.00 | 65,787.00 | 65,787.00 | 65,787.00 | 65,787.00 | 65,787.00 |
| - | - | - | - | - | - | - | - | - | - | - |
| - | - | - | - | - | - | - | - | - | - | - |
| - | - | - | - | - | - | - | - | - | - | - |
| 176,188.00 | 176,188.00 | 176,188.00 | 176,188.00 | 179,270.83 | 179,270.83 | 179,270.83 | 179,270.83 | 179,270.83 | 179,270.83 | 194,620.83 |
| 7,449,164.44 | 7,449,164.44 | 7,449,164.44 | 7,449,164.44 | 7,449,164.44 | 7,449,164.44 | 7,449,164.44 | 7,449,164.44 | 7,449,164.44 | 7,449,164.44 | 7,449,164.44 |
| 20,460.19 | 20,460.19 | 20,460.19 | 20,460.19 | 20,460.19 | 20,460.19 | 20,460.19 | 20,460.19 | 20,460.19 | 20,460.19 | 20,460.19 |
| - | - | - | - | - | - | - | - | - | - | - |
| 25,186,657.15 | 25,186,657.15 | 25,186,657.15 | 25,186,657.15 | 25,186,657.15 | 25,186,657.15 | 25,186,657.15 | 25,186,657.15 | 25,186,657.15 | 25,186,657.15 | 25,345,384.07 |
| 515,588.07 | 515,588.07 | 515,588.07 | 515,588.07 | 515,588.07 | 515,588.07 | 515,588.07 | 515,588.07 | 515,588.07 | 515,588.07 | 360,211.86 |
| 292,020.00 | 292,020.00 | 292,020.00 | 292,020.00 | 292,020.00 | 292,020.00 | 292,020.00 | 292,020.00 | 292,020.00 | 292,020.00 | - |
| - | - | - | - | - | - | - | - | - | - | - |
| 5,130,059.33 | 5,130,059.33 | 5,130,059.33 | 5,130,059.33 | 5,130,059.33 | 5,130,059.33 | 5,130,059.33 | 5,130,059.33 | 5,130,059.33 | 5,130,059.33 | 5,120,487.98 |
| - | - | - | - | - | - | - | - | - | - | - |
| - | - | - | - | - | - | - | - | - | - | - |
| - | - | - | - | - | - | - | - | - | - | - |
| - | - | - | - | - | - | - | - | - | - | - |
| - | - | - | - | - | - | - | - | - | - | - |
| 6,588,541.32 | 6,588,541.32 | 6,606,927.78 | 6,622,196.05 | 6,631,285.81 | 6,651,985.77 | 6,651,985.77 | 6,766,432.00 | 6,766,432.00 | 6,766,432.00 | 7,326,929.90 |
| 3,237,739.98 | 3,237,739.98 | 3,237,739.98 | 3,237,739.98 | 3,237,739.98 | 3,237,739.98 | 3,237,739.98 | 3,260,178.85 | 3,278,765.64 | 3,278,765.64 | 3,399,722.34 |
| 533,695.38 | 533,695.38 | 533,695.38 | 533,695.38 | 533,695.38 | 538,719.90 | 543,284.56 | 536,783.46 | 547,255.10 | 550,409.90 | 594,296.25 |
| - | - | - | - | - | - | - | - | - | - | - |
| - | - | - | - | - | - | - | - | - | - | - |
| 1,543.33 | 1,543.33 | 1,543.33 | 1,543.33 | 1,543.33 | 1,543.33 | 1,543.33 | 1,543.33 | 1,543.33 | 1,543.33 | 1,543.33 |
| 309,352.72 | 309,352.72 | 309,352.72 | 309,352.72 | 309,352.72 | 309,352.72 | 309,352.72 | 309,352.72 | 309,352.72 | 309,352.72 | 309,352.72 |
| 4,321,716.78 | 4,321,716.78 | 4,321,716.78 | 4,321,716.78 | 4,321,468.27 | 4,321,468.27 | 4,321,468.27 | 4,331,468.27 | 4,361,468.27 | 4,361,468.27 | 4,452,413.27 |
| 72,752,852.43 | 72,752,852.43 | 72,771,238.89 | 72,786,507.16 | 72,798,431.24 | 72,824,155.72 | 72,828,720.38 | 73,306,061.02 | 73,633,130.89 | 73,636,285.69 | 73,935,967.55 |
| 2,087,701.89 | 2,087,701.89 | 2,087,701.89 | 2,087,701.89 | 2,087,701.89 | 2,087,701.89 | 2,087,701.89 | 2,152,701.89 | 2,150,916.89 | 2,150,916.89 | 2,262,924.78 |
| 7,176,346.44 | 7,176,346.44 | 7,178,504.35 | 7,178,504.35 | 7,095,789.13 | 7,097,350.79 | 7,097,350.79 | 7,227,627.67 | 7,307,768.85 | 7,309,329.91 | 7,303,497.02 |
| - | - | - | - | - | - | - | - | - | - | - |
| - | - | - | - | - | - | - | - | - | - | - |
| - | - | - | - | - | - | - | - | - | - | - |
| - | - | - | - | - | - | - | - | - | - | - |
| - | - | - | - | - | - | - | - | - | - | - |
| 991,908.28 | 994,657.18 | 1,005,498.76 | 1,005,498.76 | 1,060,026.41 | 1,067,161.56 | 1,073,271.36 | 1,061,589.24 | 1,061,589.24 | 1,172,109.88 | 1,247,938.55 |
| 24,684.03 | 24,684.03 | 24,684.03 | 24,684.03 | 24,684.03 | 24,684.03 | 24,684.03 | 24,684.03 | 24,684.03 | 24,684.03 | 24,684.03 |
| 34,114.61 | 34,114.61 | 35,555.23 | 35,555.23 | 39,095.98 | 39,095.98 | 39,095.98 | 39,095.98 | 40,623.04 | 42,148.91 | 42,148.91 |
| - | - | - | - | - | - | - | - | - | - | - |
| - | - | - | - | - | - | - | - | - | - | - |
| - | - | - | - | - | - | - | - | - | - | - |
| 15,857.20 | 15,857.20 | 15,857.20 | 15,857.20 | 15,857.20 | 15,857.20 | 15,857.20 | 15,857.20 | 15,857.20 | 15,857.20 | 15,857.20 |
| 248,484.33 | 248,484.33 | 248,484.33 | 248,484.33 | 248,484.33 | 248,484.33 | 248,484.33 | 248,484.33 | 248,484.33 | 248,484.33 | 248,484.33 |

| | | | | | | | | | | |
|----------------------|----------------------|----------------------|----------------------|----------------------|----------------------|----------------------|----------------------|----------------------|----------------------|----------------------|
| 58,934.86 | 58,934.86 | 58,934.86 | 58,934.86 | 58,934.86 | 58,934.86 | 58,934.86 | 58,934.86 | 58,934.86 | 58,934.86 | 58,934.86 |
| - | - | - | - | - | - | - | - | - | - | - |
| - | - | - | - | - | - | - | - | - | - | - |
| - | - | - | - | - | - | - | - | - | - | - |
| 1,580,332.57 | 1,580,332.57 | 1,580,332.57 | 1,580,332.57 | 1,580,332.57 | 1,580,332.57 | 1,580,332.57 | 1,580,332.57 | 1,579,622.57 | 1,579,622.57 | 1,572,036.80 |
| - | - | - | - | - | - | - | - | - | - | - |
| - | - | - | - | - | - | - | - | - | - | - |
| - | - | - | - | - | - | - | - | - | - | - |
| - | - | - | - | - | - | - | - | - | - | - |
| 78,163.51 | 78,163.51 | 78,163.51 | 78,163.51 | 78,163.51 | 78,163.51 | 78,163.51 | 78,163.51 | 78,163.51 | 78,163.51 | 76,495.62 |
| 13,500.00 | 13,500.00 | 13,500.00 | 13,500.00 | 13,500.00 | 13,500.00 | 13,500.00 | 13,500.00 | 13,500.00 | 13,500.00 | 13,500.00 |
| - | - | - | - | - | - | - | - | - | - | - |
| 16,427,848.78 | 16,427,848.78 | 16,427,848.78 | 16,427,848.78 | 16,427,848.78 | 16,427,848.78 | 16,427,848.78 | 16,480,348.78 | 16,511,298.43 | 16,511,298.43 | 17,583,384.50 |
| - | - | - | - | - | - | - | - | - | - | - |
| 1,252,949.44 | 1,252,949.44 | 1,153,883.24 | 1,153,883.24 | 1,599,681.32 | 1,599,681.32 | 1,599,681.32 | 1,599,681.32 | 1,599,681.32 | 1,599,681.32 | 1,396,481.32 |
| - | - | - | - | - | - | - | - | - | - | - |
| 29,990,825.94 | 29,993,574.84 | 29,908,948.75 | 29,908,948.75 | 30,330,100.01 | 30,338,796.82 | 30,344,906.62 | 30,581,001.38 | 30,691,124.27 | 30,804,731.84 | 31,846,367.92 |
| (384,880.18) | (384,880.18) | (384,880.18) | (384,880.18) | (384,880.18) | (384,880.18) | (384,880.18) | (384,880.18) | (384,880.18) | (384,880.18) | (384,880.18) |
| (8,709,952.77) | (8,709,952.77) | (8,709,952.77) | (8,709,952.77) | (8,709,952.77) | (8,709,952.77) | (8,709,952.77) | (8,709,952.77) | (8,709,952.77) | (8,709,952.77) | (8,708,682.94) |
| (460,025.00) | (460,025.00) | (460,025.00) | (460,025.00) | (460,025.00) | (460,025.00) | (460,025.00) | (460,025.00) | (460,025.00) | (460,025.00) | (460,025.00) |
| (7,940.20) | (7,940.20) | (7,940.20) | (7,940.20) | (7,940.20) | (7,940.20) | (7,940.20) | (7,940.20) | (7,940.20) | (7,940.20) | (7,940.20) |
| (185,750.00) | (185,750.00) | (185,750.00) | (185,750.00) | (185,750.00) | (185,750.00) | (185,750.00) | (185,750.00) | (185,750.00) | (185,750.00) | (185,750.00) |
| (230,800.00) | (230,800.00) | (230,800.00) | (230,800.00) | (230,800.00) | (230,800.00) | (230,800.00) | (230,800.00) | (230,800.00) | (230,800.00) | (230,800.00) |
| (276,666.67) | (276,666.67) | (276,666.67) | (276,666.67) | (276,666.67) | (276,666.67) | (276,666.67) | (276,666.67) | (276,666.67) | (276,666.67) | (276,666.67) |
| (331,666.66) | (331,666.66) | (331,666.66) | (331,666.66) | (331,666.66) | (331,666.66) | (331,666.66) | (331,666.66) | (331,666.66) | (331,666.66) | (331,666.66) |
| 4,074,591.30 | 4,088,760.36 | 4,102,929.42 | 4,117,098.49 | 4,131,267.54 | 4,145,436.60 | 4,159,605.66 | 4,173,774.72 | 4,187,943.78 | 4,202,112.85 | 4,216,281.90 |
| 360,998.97 | 362,401.49 | 363,804.01 | 365,206.52 | 366,609.04 | 368,011.55 | 369,414.06 | 370,816.58 | 372,219.10 | 373,621.61 | 375,024.13 |
| 3,064.46 | 3,074.05 | 3,083.64 | 3,093.23 | 3,102.82 | 3,112.41 | 3,122.00 | 3,131.59 | 3,141.18 | 3,150.77 | 3,160.36 |
| 223,797.15 | 224,646.77 | 225,496.39 | 226,346.01 | 227,195.63 | 228,045.25 | 228,894.87 | 229,744.49 | 230,594.11 | 231,443.73 | 232,293.35 |
| 107,071.10 | 107,545.77 | 108,020.43 | 108,495.10 | 108,969.76 | 109,444.43 | 109,919.09 | 110,393.74 | 110,868.39 | 111,343.04 | 111,817.69 |
| 122,910.88 | 123,440.47 | 123,970.07 | 124,499.66 | 125,029.26 | 125,558.85 | 126,088.45 | 126,618.04 | 127,147.64 | 127,677.23 | 128,206.83 |
| 172,057.15 | 172,528.47 | 172,999.80 | 173,471.12 | 173,942.45 | 174,413.77 | 174,885.10 | 175,356.42 | 175,827.75 | 176,299.07 | 176,770.40 |
| 207,645.47 | 208,193.81 | 208,742.15 | 209,290.49 | 209,838.83 | 210,387.17 | 210,935.51 | 211,483.85 | 212,032.19 | 212,580.53 | 213,128.87 |
| 1,992,420.41 | 1,992,420.41 | 1,992,420.41 | 1,992,420.41 | 1,992,420.41 | 1,992,420.41 | 1,992,420.41 | 2,052,420.41 | 2,167,316.06 | 2,167,316.06 | 2,167,316.06 |
| - | - | - | - | - | - | - | - | - | - | - |
| - | - | - | - | - | - | - | - | - | - | - |
| - | - | - | - | - | - | - | - | - | - | - |
| - | - | - | - | - | - | - | - | - | - | - |
| - | - | - | - | - | - | - | - | - | - | - |
| 8,459,084.08 | 8,459,084.08 | 8,459,084.08 | 8,459,084.08 | 8,459,084.08 | 8,459,084.08 | 8,459,084.08 | 8,459,084.08 | 8,459,084.08 | 8,459,084.08 | 8,459,084.08 |
| 327,272.32 | 327,272.32 | 327,272.32 | 327,272.32 | 327,272.32 | 327,272.32 | 327,272.32 | 327,272.32 | 327,272.32 | 327,272.32 | 327,272.32 |
| 453,642.79 | 453,642.79 | 453,642.79 | 524,092.79 | 623,257.63 | 623,257.63 | 623,257.63 | 623,257.63 | 623,257.63 | 623,257.63 | 657,257.63 |
| 7,298,873.81 | 7,298,873.81 | 7,298,873.81 | 7,306,807.48 | 7,307,246.36 | 7,307,246.36 | 7,307,246.36 | 7,316,123.19 | 7,316,123.19 | 7,331,283.69 | 7,398,357.90 |

| | | | | | | | | | | |
|---------------|---------------|---------------|---------------|---------------|---------------|---------------|---------------|---------------|---------------|---------------|
| 247,678.50 | 247,678.50 | 247,678.50 | 247,678.50 | 247,678.50 | 247,678.50 | 247,678.50 | 247,678.50 | 247,678.50 | 247,678.50 | 247,678.50 |
| - | - | - | - | - | - | - | - | - | - | - |
| 13,079,919.08 | 13,079,919.08 | 13,079,919.08 | 13,079,919.08 | 13,079,919.08 | 13,079,919.08 | 13,079,919.08 | 13,079,919.08 | 13,079,919.08 | 13,079,919.08 | 13,075,686.45 |
| 18,340,900.91 | 18,340,900.91 | 18,340,900.91 | 18,340,900.91 | 18,339,261.82 | 18,339,261.82 | 18,339,261.82 | 18,557,686.43 | 18,982,549.69 | 18,997,596.25 | 19,003,017.56 |
| 1,440,589.96 | 1,440,589.96 | 1,440,589.96 | 1,440,589.96 | 1,440,589.96 | 1,440,589.96 | 1,440,589.96 | 1,440,589.96 | 1,440,589.96 | 1,440,589.96 | 1,440,589.96 |
| 2,670,226.65 | 2,670,226.65 | 2,670,226.65 | 2,733,896.39 | 2,771,318.57 | 2,771,318.57 | 2,799,820.40 | 2,799,820.40 | 2,904,952.15 | 3,033,040.69 | 3,027,863.89 |
| 531,932.04 | 531,932.04 | 531,932.04 | 531,932.04 | 531,932.04 | 531,932.04 | 531,932.04 | 531,932.04 | 531,932.04 | 531,932.04 | 531,932.04 |
| 5,161,268.54 | 5,161,268.54 | 5,161,268.54 | 5,161,268.54 | 5,161,268.54 | 5,161,268.54 | 5,161,268.54 | 5,161,268.54 | 5,161,268.54 | 5,161,268.54 | 5,161,268.54 |
| 235,507.36 | 235,507.36 | 235,507.36 | 235,507.36 | 235,507.36 | 235,507.36 | 235,507.36 | 235,507.36 | 235,507.36 | 235,507.36 | 235,507.36 |
| 10,240,438.54 | 10,240,438.54 | 10,240,438.54 | 10,240,438.54 | 10,240,438.54 | 10,240,438.54 | 10,240,438.54 | 10,240,438.54 | 10,479,751.48 | 10,479,751.48 | 11,246,016.99 |
| 316,734.00 | 316,734.00 | 316,734.00 | 316,734.00 | 316,734.00 | 316,734.00 | 316,734.00 | 316,734.00 | 316,734.00 | 316,734.00 | 316,734.00 |
| 924,639.69 | 924,639.69 | 924,639.69 | 924,639.69 | 924,639.69 | 924,639.69 | 924,639.69 | 924,639.69 | 956,971.89 | 956,971.89 | 956,971.89 |
| 622,095.25 | 622,095.25 | 622,095.25 | 622,095.25 | 622,095.25 | 622,095.25 | 622,095.25 | 622,095.25 | 622,095.25 | 622,095.25 | 622,095.25 |
| - | - | - | - | - | - | - | - | - | - | - |
| 43,208,689.50 | 43,208,689.50 | 43,208,689.50 | 43,208,689.50 | 43,208,689.50 | 43,208,689.50 | 43,208,689.50 | 43,446,107.66 | 43,445,596.87 | 43,559,909.44 | 44,589,601.33 |
| 216.00 | 216.00 | 216.00 | 216.00 | 216.00 | 216.00 | 216.00 | 216.00 | 216.00 | 216.00 | 216.00 |
| 122,253.28 | 122,253.28 | 122,253.28 | 122,253.28 | 122,253.28 | 122,253.28 | 122,253.28 | 122,253.28 | 122,253.28 | 122,253.28 | 122,253.28 |
| - | - | - | - | - | - | - | - | - | - | - |
| - | - | - | - | - | - | - | - | - | - | - |
| - | - | - | - | - | - | - | - | - | - | - |
| 2,585,953.74 | 2,585,238.86 | 2,585,238.86 | 2,585,238.86 | 2,600,338.77 | 2,599,541.35 | 2,599,179.25 | 2,598,828.79 | 2,598,828.79 | 2,613,542.69 | 2,679,877.09 |
| 447,687.95 | 447,687.95 | 447,687.95 | 454,545.03 | 457,402.53 | 457,402.53 | 457,402.53 | 474,128.32 | 479,611.60 | 470,757.10 | 485,037.60 |
| 41,124.32 | 41,124.32 | 41,124.32 | 41,124.32 | 46,859.71 | 49,003.13 | 49,003.13 | 49,003.13 | 49,003.13 | 49,003.13 | 49,003.13 |
| 224,569.39 | 224,569.39 | 224,569.39 | 224,569.39 | 224,569.39 | 224,569.39 | 224,569.39 | 269,161.51 | 301,985.54 | 404,722.31 | 404,722.31 |
| 17,437.67 | 17,437.67 | 17,437.67 | 17,437.67 | 17,437.67 | 17,437.67 | 17,437.67 | 17,437.67 | 17,437.67 | 17,437.67 | 26,433.69 |
| 150,011.40 | 150,011.40 | 150,011.40 | 150,011.40 | 150,011.40 | 150,011.40 | 150,011.40 | 150,011.40 | 150,011.40 | 150,011.40 | 150,011.40 |
| 64,058.55 | 64,058.55 | 64,058.55 | 64,058.55 | 64,058.55 | 64,058.55 | 64,058.55 | 64,058.55 | 64,058.55 | 64,058.55 | 64,058.55 |
| 44,077.77 | 51,226.57 | 51,226.57 | 51,226.57 | 51,226.57 | 57,057.40 | 60,678.39 | 64,183.01 | 64,183.01 | 67,872.54 | 67,872.54 |
| 35,803.46 | 35,803.46 | 35,803.46 | 35,803.46 | 35,803.46 | 35,803.46 | 35,803.46 | 35,803.46 | 35,803.46 | 35,803.46 | 39,803.46 |
| - | - | - | - | - | - | - | - | - | - | - |
| 146,920.00 | 146,920.00 | 146,920.00 | 146,920.00 | 146,920.00 | 146,920.00 | 146,920.00 | 146,920.00 | 146,920.00 | 146,920.00 | 169,870.00 |
| - | - | - | - | - | - | - | - | - | - | - |
| 30,073,718.74 | 30,104,279.22 | 30,104,279.22 | 30,104,279.22 | 30,086,331.49 | 30,086,331.49 | 30,086,331.49 | 30,086,331.49 | 30,086,331.49 | 30,086,331.49 | 30,538,163.34 |
| - | - | - | - | - | - | - | - | - | - | - |
| - | - | - | - | - | - | - | - | - | - | - |
| - | - | - | - | - | - | - | - | - | - | - |
| 98,000.00 | 98,000.00 | 98,000.00 | 98,000.00 | 98,000.00 | 98,000.00 | 98,000.00 | 98,000.00 | 98,000.00 | 98,000.00 | 98,000.00 |
| 1,018,899.48 | 1,018,899.48 | 1,018,899.48 | 1,018,899.48 | 1,018,899.48 | 1,018,899.48 | 1,018,899.48 | 1,018,899.48 | 1,018,899.48 | 1,018,899.48 | 1,018,899.48 |
| 176,678.50 | 176,678.50 | 176,678.50 | 176,678.50 | 176,678.50 | 176,678.50 | 176,678.50 | 176,678.50 | 176,678.50 | 176,678.50 | 176,678.50 |
| - | - | - | - | - | - | - | - | - | - | - |
| 1,571,171.84 | 1,571,171.84 | 1,571,171.84 | 1,571,171.84 | 1,571,171.84 | 1,571,171.84 | 1,571,171.84 | 1,571,171.84 | 1,571,171.84 | 1,571,171.84 | 1,571,171.84 |
| 6,988,047.14 | 6,988,047.14 | 6,987,989.10 | 6,987,989.10 | 6,987,531.22 | 7,015,319.66 | 7,015,319.66 | 7,014,588.56 | 7,017,890.21 | 7,031,677.31 | 7,037,332.98 |
| - | - | - | - | - | - | - | - | - | - | - |

| | | | | | | | | | | |
|-----------------------|-----------------------|-----------------------|-----------------------|-----------------------|-----------------------|-----------------------|-----------------------|-----------------------|-----------------------|-----------------------|
| - | - | - | - | - | - | - | - | - | - | - |
| - | - | - | - | - | - | - | - | - | - | - |
| - | - | - | - | - | - | - | - | - | - | - |
| - | - | - | - | - | - | - | - | - | - | - |
| - | - | - | - | - | - | - | - | - | - | - |
| 5,093,385.25 | 5,093,385.25 | 5,107,457.05 | 5,118,674.84 | 5,131,533.12 | 5,145,462.43 | 5,149,134.82 | 5,172,545.53 | 5,172,545.53 | 5,218,700.34 | 5,334,191.61 |
| 10,289,280.67 | 10,303,836.62 | 10,429,623.86 | 10,455,299.90 | 10,329,542.28 | 10,329,542.28 | 10,375,706.05 | 10,397,135.08 | 10,423,774.31 | 10,443,378.54 | 10,598,411.52 |
| 3,258,668.13 | 3,264,592.53 | 3,282,462.03 | 3,288,635.18 | 3,299,955.23 | 3,300,004.41 | 3,323,276.36 | 3,335,166.42 | 3,352,918.07 | 3,366,679.75 | 3,387,812.84 |
| 5,827,648.29 | 5,837,705.86 | 5,801,314.27 | 5,808,203.85 | 5,812,457.46 | 5,816,064.30 | 5,828,579.71 | 5,834,653.18 | 5,845,247.07 | 5,850,327.70 | 5,841,498.57 |
| - | - | - | - | - | - | - | - | - | - | - |
| 3,286,703.60 | 3,290,536.93 | 3,286,273.52 | 3,288,695.80 | 3,292,002.65 | 3,299,916.02 | 3,311,592.68 | 3,301,650.88 | 3,308,438.56 | 3,314,616.41 | 3,313,647.68 |
| - | - | - | - | - | - | - | - | - | - | - |
| - | - | - | - | - | - | - | - | - | - | - |
| - | - | - | - | - | - | - | - | - | - | - |
| - | - | - | - | - | - | - | - | - | - | - |
| - | - | - | - | - | - | - | - | - | - | - |
| - | - | - | - | - | - | - | - | - | - | - |
| - | - | - | - | - | - | - | - | - | - | - |
| - | - | - | - | - | - | - | - | - | - | - |
| - | - | - | - | - | - | - | - | - | - | - |
| - | - | - | - | - | - | - | - | - | - | - |
| - | - | - | - | - | - | - | - | - | - | - |
| - | - | - | - | - | - | - | - | - | - | - |
| - | - | - | - | - | - | - | - | - | - | - |
| 2,565.20 | 2,565.20 | 2,565.20 | 2,565.20 | 2,565.20 | 2,565.20 | 2,565.20 | 2,565.20 | 2,565.20 | 2,565.20 | 2,565.20 |
| 3,762,808.02 | 3,762,808.02 | 3,762,808.02 | 3,766,907.05 | 3,770,315.11 | 3,772,798.98 | 3,772,798.98 | 3,802,577.34 | 3,804,334.72 | 3,808,825.76 | 3,836,433.26 |
| - | - | - | - | - | - | - | - | - | - | - |
| - | - | - | - | - | - | - | - | - | - | - |
| 104,995.69 | 104,995.69 | 104,995.69 | 104,995.69 | 104,995.69 | 104,995.69 | 104,995.69 | 104,995.69 | 104,995.69 | 104,995.69 | 104,995.69 |
| 2,777,731.61 | 2,784,055.22 | 2,784,055.22 | 2,784,055.22 | 2,780,795.21 | 2,780,795.21 | 2,780,795.21 | 2,780,795.21 | 2,806,949.77 | 2,806,949.77 | 2,903,465.88 |
| 900.00 | 900.00 | 900.00 | 900.00 | 900.00 | 900.00 | 900.00 | 900.00 | 900.00 | 900.00 | 900.00 |
| - | - | - | - | - | - | - | - | - | - | - |
| - | - | - | - | - | - | - | - | - | - | - |
| - | - | - | - | - | - | - | - | - | - | - |
| 121,614.72 | 121,614.72 | 121,614.72 | 121,614.72 | 121,614.72 | 121,614.72 | 121,614.72 | 121,614.72 | 121,614.72 | 121,614.72 | 121,614.72 |
| 565.00 | 565.00 | 565.00 | 565.00 | 565.00 | 565.00 | 565.00 | 565.00 | 565.00 | 565.00 | 565.00 |
| 97,067.72 | 97,067.72 | 97,067.72 | 97,067.72 | 97,067.72 | 97,067.72 | 97,067.72 | 97,067.72 | 97,067.72 | 97,067.72 | 97,067.72 |
| 295,946.98 | 295,946.98 | 295,946.98 | 295,946.98 | 295,946.98 | 295,946.98 | 295,946.98 | 295,946.98 | 295,946.98 | 295,946.98 | 295,946.98 |
| - | - | - | - | - | - | - | - | - | - | - |
| - | - | - | - | - | - | - | - | - | - | - |
| - | - | - | - | - | - | - | - | - | - | - |
| - | - | - | - | - | - | - | - | - | - | - |
| - | - | - | - | - | - | - | - | - | - | - |
| 188,962,878.54 | 189,059,022.51 | 189,194,492.73 | 189,418,335.80 | 189,483,593.73 | 189,564,996.27 | 189,712,511.88 | 190,402,066.97 | 191,467,840.04 | 191,980,245.94 | 194,873,045.49 |

| | | | | | | | | | | |
|------------------------|------------------------|------------------------|------------------------|------------------------|------------------------|------------------------|------------------------|------------------------|------------------------|------------------------|
| 534,792.07 | 534,792.07 | 534,792.07 | 534,792.07 | 534,792.07 | 534,792.07 | 534,792.07 | 534,792.07 | 534,792.07 | 534,792.07 | 675,462.39 |
| 3,514,730.40 | 3,514,730.40 | 3,514,730.40 | 3,514,730.40 | 3,514,730.40 | 3,514,730.40 | 3,514,730.40 | 3,504,373.40 | 3,507,761.32 | 3,507,761.32 | 3,736,445.42 |
| 834,253.86 | 834,253.86 | 834,253.86 | 834,253.86 | 834,253.86 | 834,253.86 | 840,609.86 | 834,599.34 | 834,599.34 | 834,599.34 | 844,509.34 |
| - | - | - | - | - | - | - | - | - | - | - |
| 223,422.18 | 223,422.18 | 223,422.18 | 223,422.18 | 223,422.18 | 223,422.18 | 223,422.18 | 223,422.18 | 223,422.18 | 223,422.18 | 223,422.18 |
| 376,133.08 | 376,133.08 | 376,133.08 | 376,133.08 | 376,133.08 | 376,133.08 | 376,133.08 | 376,133.08 | 376,133.08 | 376,133.08 | 376,133.08 |
| - | - | - | - | - | - | - | - | - | - | - |
| 1,631,864.22 | 1,631,864.22 | 1,631,845.22 | 1,631,824.23 | 1,636,276.68 | 1,636,276.68 | 1,636,276.68 | 1,651,276.68 | 1,674,638.69 | 1,674,638.69 | 1,602,241.15 |
| - | - | - | - | - | - | - | - | - | - | - |
| - | - | - | - | - | - | - | - | - | - | - |
| - | - | - | - | - | - | - | - | - | - | - |
| 8,444,398.06 | 8,444,398.06 | 8,450,446.06 | 8,456,046.06 | 8,503,413.10 | 8,508,789.10 | 8,529,530.07 | 8,543,463.21 | 8,565,216.44 | 8,624,893.03 | 8,751,504.47 |
| 802,380.44 | 802,380.44 | 802,380.44 | 802,380.44 | 802,380.44 | 802,380.44 | 816,944.68 | 813,279.68 | 813,279.68 | 813,279.68 | 813,279.68 |
| - | - | - | - | - | - | - | - | - | - | - |
| 16,361,974.31 | 16,361,974.31 | 16,368,003.31 | 16,373,582.32 | 16,425,401.81 | 16,430,777.81 | 16,472,439.02 | 16,481,339.64 | 16,529,842.80 | 16,589,519.39 | 17,022,997.71 |
| 490,806.87 | 490,806.87 | 490,806.87 | 490,806.87 | 490,806.87 | 490,806.87 | 490,806.87 | 490,806.87 | 490,806.87 | 490,806.87 | 490,806.87 |
| - | - | - | - | - | - | - | - | - | - | - |
| - | - | - | - | - | - | - | - | - | - | - |
| - | - | - | - | - | - | - | - | - | - | - |
| 229,132.31 | 229,132.31 | 229,132.31 | 229,132.31 | 229,132.31 | 229,132.31 | 229,132.31 | 229,132.31 | 229,132.31 | 229,132.31 | 229,132.31 |
| 21,445.54 | 21,445.54 | 21,445.54 | 21,445.54 | 21,445.54 | 21,445.54 | 21,445.54 | 21,445.54 | 21,445.54 | 21,445.54 | 21,445.54 |
| 48,432.05 | 48,432.05 | 48,432.05 | 48,432.05 | 48,432.05 | 48,432.05 | 48,432.05 | 48,432.05 | 48,432.05 | 48,432.05 | 48,432.05 |
| - | - | - | - | - | - | - | - | - | - | - |
| - | - | - | - | - | - | - | - | - | - | - |
| 789,816.77 | 789,816.77 | 789,816.77 | 789,816.77 | 789,816.77 | 789,816.77 | 789,816.77 | 789,816.77 | 789,816.77 | 789,816.77 | 789,816.77 |
| 312,258,686.99 | 312,357,579.86 | 312,432,839.45 | 312,677,529.80 | 313,227,682.56 | 313,346,488.39 | 313,546,339.67 | 314,958,230.78 | 316,520,390.86 | 317,209,235.72 | 321,885,374.53 |
| (99,757,183.13) | (100,407,069.53) | (101,017,993.23) | (101,667,705.59) | (102,224,400.22) | (102,873,711.27) | (103,523,777.25) | (104,103,031.21) | (105,086,825.83) | (105,751,116.52) | (104,371,298.75) |
| 7,963,702.93 | 7,965,535.32 | 8,068,027.56 | 8,078,757.32 | 8,137,492.90 | 8,141,028.90 | 8,146,863.72 | 8,219,764.22 | 8,281,489.49 | 8,340,348.73 | 8,564,083.08 |
| 8,589,332.98 | 8,589,332.98 | 8,602,043.54 | 8,602,043.54 | 8,606,247.39 | 8,613,454.55 | 8,604,517.76 | 8,667,654.51 | 8,690,293.97 | 8,690,293.97 | 9,512,269.55 |
| 3,531,600.00 | 3,531,600.00 | 3,531,600.00 | 3,531,600.00 | 3,531,600.00 | 3,531,600.00 | 3,531,600.00 | 3,531,600.00 | 3,531,600.00 | 3,531,600.00 | 3,531,600.00 |
| - | - | - | - | - | - | - | - | - | - | - |
| (79,672,547.22) | (80,320,601.23) | (80,816,322.13) | (81,455,304.73) | (81,949,059.93) | (82,587,627.82) | (83,240,795.77) | (83,684,012.48) | (84,583,442.37) | (85,188,873.82) | (82,763,346.12) |
| 232,586,139.77 | 232,036,978.63 | 231,616,517.32 | 231,222,225.07 | 231,278,622.63 | 230,758,860.57 | 230,305,543.90 | 231,274,218.30 | 231,936,948.49 | 232,020,361.90 | 239,122,028.41 |
| (19,422.73) | (19,422.73) | (17,009.00) | (19,422.73) | (19,422.73) | (16,666.35) | (8,240.14) | (10,155.26) | (10,082.84) | (9,963.54) | (10,025.84) |
| 820,258.01 | 924,075.88 | 1,070,849.38 | 1,397,759.63 | 1,184,692.93 | 1,351,570.44 | 2,035,685.95 | 1,992,214.93 | 2,714,552.21 | 3,289,993.54 | 657,695.97 |
| 33,871.33 | 34,011.82 | 35,928.95 | 38,029.75 | 95,381.27 | 182,165.18 | 291,270.84 | 381,585.69 | 429,061.75 | 704,556.95 | 9,606.14 |

| | | | | | | | | | | |
|---------------------|---------------------|---------------------|---------------------|---------------------|---------------------|---------------------|---------------------|---------------------|---------------------|-------------------|
| 519,307.57 | 597,169.79 | 1,071,878.92 | 1,206,531.16 | 1,232,458.57 | 1,270,972.03 | 1,452,075.25 | 1,801,381.96 | 1,290,154.09 | 2,026,127.14 | 134,356.17 |
| 1,354,014.18 | 1,535,834.76 | 2,161,648.25 | 2,622,897.81 | 2,493,110.04 | 2,788,041.30 | 3,770,791.90 | 4,165,027.32 | 4,423,685.21 | 6,010,714.09 | 791,632.44 |

| | | | | | | | | | | |
|-----------------------|-----------------------|-----------------------|-----------------------|-----------------------|-----------------------|-----------------------|-----------------------|-----------------------|-----------------------|-----------------------|
| 233,940,153.95 | 233,572,813.39 | 233,778,165.57 | 233,845,122.88 | 233,771,732.67 | 233,546,901.87 | 234,076,335.80 | 235,439,245.62 | 236,360,633.70 | 238,031,075.99 | 239,913,660.85 |
|-----------------------|-----------------------|-----------------------|-----------------------|-----------------------|-----------------------|-----------------------|-----------------------|-----------------------|-----------------------|-----------------------|

| | | | | | | | | | | |
|----------|----------|----------|----------|----------|----------|----------|----------|----------|----------|----------|
| 2,900.00 | 2,900.00 | 2,900.00 | 2,900.00 | 2,900.00 | 2,900.00 | 2,938.73 | 2,900.00 | 2,900.00 | 2,900.00 | 2,900.00 |
| 2,000.00 | 2,000.00 | 2,000.00 | 2,000.00 | 2,000.00 | 2,000.00 | 2,000.00 | 2,000.00 | 2,000.00 | 2,000.00 | 2,000.00 |
| 2,000.00 | 2,000.00 | 2,000.00 | 2,000.00 | 2,000.00 | 2,000.00 | 2,000.00 | 2,000.00 | 2,000.00 | 2,000.00 | 2,000.00 |

| | | | | | | | | | | |
|---|---|---|---|---|---|---|---|---|---|---|
| - | - | - | - | - | - | - | - | - | - | - |
| - | - | - | - | - | - | - | - | - | - | - |
| - | - | - | - | - | - | - | - | - | - | - |
| - | - | - | - | - | - | - | - | - | - | - |

| | | | | | | | | | | |
|--------------|------------|------------|--------------|------------|--------------|--------------|--------------|--------------|--------------|------------|
| (244,715.27) | 328,629.69 | 235,752.83 | 2,215,001.73 | 977,694.56 | - | - | - | - | - | - |
| | | | 305,975.74 | 624,651.12 | 1,194,793.26 | 1,427,894.64 | 1,651,126.38 | 1,589,182.90 | 1,406,827.28 | 977,672.45 |

| | | | | | | | | | | |
|---|---|---|---|---|---|---|---|---|---|------------|
| - | - | - | - | - | - | - | - | - | - | 213,675.00 |
| - | - | - | - | - | - | - | - | - | - | - |
| - | - | - | - | - | - | - | - | - | - | - |
| - | - | - | - | - | - | - | - | - | - | - |

| | | | | | | | | | | |
|----------------|----------------|----------------|----------------|----------------|----------------|----------------|--------------|--------------|--------------|--------------|
| 433,388.84 | 404,630.15 | 355,939.23 | 1,985,869.43 | 1,327,951.70 | 2,384,496.20 | 3,167,571.06 | 1,538,883.60 | 1,572,066.67 | 1,408,179.38 | 421,382.86 |
| (4,790,253.43) | (5,168,486.85) | (5,547,869.36) | (4,764,343.78) | (4,496,991.47) | (3,684,389.85) | (3,549,448.09) | 1,151,245.87 | 669,059.19 | 21,953.91 | 2,414,650.21 |
| 302,554.38 | 2,295,363.22 | 1,199,866.41 | 1,489,940.15 | 387,035.84 | 1,593,679.27 | 2,622,553.32 | 3,535,800.12 | 2,120,715.88 | 1,961,829.38 | 2,039,655.77 |
| 1,532,602.51 | 1,419,290.67 | 1,903,419.25 | 2,249,088.85 | 1,477,101.79 | 2,122,619.58 | 2,836,783.34 | 1,196,430.36 | 1,324,797.82 | 1,812,406.51 | 1,991,292.39 |

| | | | | | | | | | | |
|-----------|-------|----------|----------|----------|----------|----------|-----------|-----------|-----------|-----------|
| - | - | - | - | - | - | - | - | - | - | - |
| 43,349.20 | 45.00 | 45.00 | 45.00 | 45.00 | 45.00 | 45.00 | 45.00 | 45.00 | 45.00 | 45.00 |
| - | - | 5,474.84 | 5,474.84 | 5,474.84 | 5,474.84 | 5,474.84 | 5,474.84 | 5,474.84 | 5,474.84 | 5,474.84 |
| - | - | - | - | - | - | - | 18,236.29 | 18,236.29 | 18,236.29 | 18,236.29 |

| | | | | | | | | | | |
|------------|--------------|--------------|--------------|------------|--------------|------------|------------|--------------|--------------|------------|
| - | - | - | - | - | - | - | - | - | - | - |
| 125,106.24 | 1,056,886.03 | 1,118,260.86 | 1,182,081.96 | 907,383.43 | 1,030,295.66 | 985,542.23 | 970,391.31 | 1,038,057.71 | 1,085,978.44 | 766,069.22 |
| - | - | - | - | - | - | - | - | - | - | - |
| - | - | - | - | - | - | - | - | - | - | - |
| - | - | - | - | - | - | - | - | - | - | - |
| - | - | - | - | - | - | - | - | - | - | - |
| - | - | - | - | - | - | - | - | - | - | - |

| | | | | | | | | | | |
|-----------------------|-------------------|---------------------|---------------------|---------------------|---------------------|---------------------|----------------------|---------------------|---------------------|---------------------|
| 39,170.00 | 39,170.00 | 39,170.00 | 39,170.00 | 39,170.00 | 39,170.00 | 39,170.00 | 39,170.00 | 39,170.00 | 39,170.00 | 39,170.00 |
| (2,551,897.53) | 382,427.91 | (683,040.94) | 4,715,203.92 | 1,256,416.81 | 4,693,083.96 | 7,542,525.07 | 10,113,703.77 | 8,383,706.30 | 7,767,001.03 | 8,894,224.03 |

| | | | | | | | | | | |
|--------------|--------------|--------------|--------------|--------------|--------------|--------------|--------------|--------------|--------------|--------------|
| 647,406.02 | 456,073.61 | 457,519.73 | 706,625.33 | 690,818.46 | 664,154.65 | 911,804.76 | 718,458.88 | 910,478.49 | 726,056.40 | 599,367.85 |
| 64,499.05 | 64,534.62 | 64,608.37 | 64,608.37 | 65,379.76 | (33,440.16) | 14,319.28 | 20,109.47 | 43,580.44 | 811,090.53 | 596,797.81 |
| 2,018,391.49 | 1,680,071.48 | 1,685,847.20 | 2,250,383.00 | 2,362,380.57 | 2,812,689.34 | 3,371,175.75 | 2,791,688.51 | 3,100,551.51 | 2,332,963.52 | 2,484,592.00 |
| - | - | - | - | - | - | - | - | - | - | - |
| 10,126.22 | 10,132.38 | 10,140.30 | 11,168.50 | 13,146.38 | 23,065.54 | 12,661.26 | 21,872.50 | 32,295.66 | 31,390.14 | 31,531.46 |
| 256,891.41 | 256,891.41 | 251,086.32 | 252,207.18 | 252,207.18 | 252,207.18 | 252,207.18 | 252,291.18 | 252,207.18 | 252,207.18 | 269,487.50 |

| | | | | | | | | | | |
|---------------------|---------------------|---------------------|---------------------|---------------------|---------------------|---------------------|---------------------|---------------------|---------------------|---------------------|
| - | - | - | - | - | - | - | - | - | - | - |
| 4,487.96 | 4,842.21 | 5,439.72 | 5,504.45 | 4,747.28 | 4,738.12 | 5,445.21 | 6,773.40 | 7,747.37 | 7,603.03 | 12,281.91 |
| (27,500.00) | (27,500.00) | (27,500.00) | (27,500.00) | (27,500.00) | (27,500.00) | (27,500.00) | (27,500.00) | (27,500.00) | (27,676.80) | (27,500.00) |
| (13,257.45) | (6,649.41) | (6,649.41) | (6,649.41) | (6,885.72) | (6,885.72) | (6,885.72) | (8,029.51) | (7,559.93) | (7,559.93) | (10,542.03) |
| 2,961,044.70 | 2,438,396.30 | 2,440,492.23 | 3,256,347.42 | 3,354,293.91 | 3,689,028.95 | 4,533,227.72 | 3,775,664.43 | 4,311,800.72 | 4,126,074.07 | 3,956,016.50 |
| 598,754.00 | 653,014.00 | 675,381.00 | 674,451.00 | 945,998.00 | 1,087,705.00 | 960,515.00 | 911,354.00 | 715,071.00 | 670,449.00 | 689,510.00 |
| 1,563,642.00 | 1,783,198.00 | 1,892,598.00 | 1,749,365.00 | 2,612,617.00 | 3,603,192.00 | 2,940,163.00 | 2,940,658.00 | 2,031,274.00 | 1,842,763.00 | 2,169,260.00 |
| 20,758.59 | 20,758.59 | 20,758.59 | 20,758.59 | 20,758.59 | 20,758.59 | 20,758.59 | 20,758.59 | 20,758.59 | 20,758.59 | 1,613,596.45 |
| - | - | - | - | - | - | - | - | - | - | - |
| - | - | - | - | - | - | - | - | - | - | - |
| - | - | - | - | - | - | - | - | - | - | - |
| - | - | - | - | - | - | - | - | - | - | - |
| 323.14 | 285.35 | 285.35 | 285.35 | 285.35 | 285.35 | 285.35 | 285.35 | 285.35 | 285.35 | 285.35 |
| 2,183,477.73 | 2,457,255.94 | 2,589,022.94 | 2,444,859.94 | 3,579,658.94 | 4,711,940.94 | 3,921,721.94 | 3,873,055.94 | 2,767,388.94 | 2,534,255.94 | 4,472,651.80 |
| - | - | - | - | - | - | - | - | - | - | - |
| 364,068.92 | 370,943.12 | 372,820.89 | 376,524.04 | 370,514.59 | 378,240.83 | 389,684.22 | 376,861.11 | 365,816.70 | 357,604.68 | 354,623.26 |
| 106,127.21 | 95,919.07 | 97,325.08 | 98,320.96 | 97,940.41 | 100,297.33 | 102,515.40 | 113,080.37 | 102,167.28 | 106,606.87 | 105,679.06 |
| 1,288.99 | 1,288.99 | 1,257.35 | 1,257.35 | 1,257.35 | 1,257.35 | 1,244.79 | 885.27 | 878.64 | 878.64 | 878.64 |
| - | - | - | - | - | - | - | - | - | - | - |
| 133,561.28 | 139,728.57 | 151,454.69 | 105,579.94 | 143,863.60 | 117,803.11 | 106,137.15 | 107,294.86 | 110,745.42 | 116,728.00 | 110,678.48 |
| (75.13) | (75.13) | (75.13) | (75.13) | (75.13) | (75.13) | (75.13) | (75.13) | (75.13) | (75.13) | (75.13) |
| 20,553.11 | 20,553.11 | 20,553.11 | 20,553.11 | 20,553.11 | 20,553.11 | 20,553.11 | 20,553.11 | 20,553.11 | 20,553.11 | 20,553.11 |
| - | - | - | - | - | - | - | - | - | - | - |
| - | - | - | - | - | - | - | - | - | - | - |
| - | - | - | - | - | - | - | - | - | - | - |
| - | - | - | - | - | - | - | - | - | - | - |
| 7,269.15 | 5,282.92 | 2,351.79 | 8,718.30 | 11,704.82 | 10,449.42 | 8,069.02 | 5,126.84 | 6,191.49 | 3,820.93 | 3,820.93 |
| - | - | - | - | - | - | - | - | - | - | - |
| - | - | - | - | - | - | - | - | - | - | - |
| - | - | - | - | - | - | - | - | - | - | - |
| - | - | - | - | - | - | - | - | - | - | - |
| 632,793.53 | 633,640.65 | 645,687.78 | 610,878.57 | 645,758.75 | 628,526.02 | 628,128.56 | 623,726.43 | 606,277.51 | 606,117.10 | 596,158.35 |
| 123,168.23 | 63,855.52 | 124,058.63 | 134,157.96 | 144,640.62 | 157,815.49 | 168,066.18 | 179,441.80 | 121,007.55 | 62,316.63 | 3,574.22 |
| - | - | - | - | - | - | - | - | - | - | - |
| 244,719.60 | 250,756.42 | 281,743.86 | 246,856.11 | 361,193.61 | 414,020.77 | 414,763.67 | 398,542.93 | 448,846.89 | 409,883.35 | 361,831.23 |
| 224,256.04 | - | - | - | 743,072.27 | 495,381.51 | 305,630.75 | - | - | 1,226,675.19 | 1,041,392.28 |
| - | - | - | - | - | - | - | - | - | - | - |
| - | - | - | - | - | - | - | - | - | - | - |
| 27,790.31 | 27,790.31 | 27,790.31 | 27,790.31 | 27,790.31 | 28,199.00 | 28,199.00 | 28,199.00 | 28,199.00 | 28,199.00 | 27,499.56 |
| 46,174.54 | 48,082.51 | 65,510.66 | 57,179.61 | 59,746.66 | 44,657.10 | 29,845.46 | 53,437.59 | 38,334.26 | 38,334.26 | 38,334.26 |
| 278,307.37 | 285,310.28 | 326,683.71 | 312,742.35 | 278,646.46 | 292,373.97 | 275,657.81 | 242,164.58 | 273,013.23 | 276,829.32 | 41,929.98 |

| | | | | | | | | | | |
|----------------------|----------------------|----------------------|----------------------|----------------------|----------------------|----------------------|----------------------|----------------------|----------------------|----------------------|
| - | - | - | - | - | - | 252,408.00 | - | - | - | - |
| 101,621.87 | - | - | - | 296,930.39 | 197,953.60 | 98,976.81 | - | - | 106,846.99 | 236,312.96 |
| - | - | - | - | - | - | - | - | - | - | - |
| (60,101.21) | (40,783.79) | 60,479.12 | 91,370.95 | (57,001.97) | (57,001.97) | (60,236.04) | (60,236.04) | (60,236.04) | (60,236.04) | (56,763.62) |
| 985,936.75 | 635,011.25 | 886,266.29 | 870,097.29 | 1,855,018.35 | 1,573,399.47 | 1,513,311.64 | 841,549.86 | 849,164.89 | 2,088,848.70 | 1,694,110.87 |
| 25,052,284.53 | 23,935,283.14 | 23,763,259.88 | 21,319,972.60 | 22,160,815.19 | 19,869,521.49 | 18,782,071.74 | 20,855,891.81 | 22,069,398.03 | 23,630,732.55 | 26,123,977.14 |
| (3,985,896.50) | (4,945,199.89) | (4,481,778.57) | (3,528,278.12) | (3,849,085.39) | (3,831,364.27) | (3,725,638.09) | (3,414,468.61) | (2,687,812.91) | (3,470,906.75) | (6,841,789.98) |
| (51,252.17) | 21,643.10 | 71,615.89 | 98,759.32 | 92,091.42 | 146,527.83 | 174,444.46 | 120,432.65 | 135,237.78 | 130,373.21 | (156,390.93) |
| 855.09 | 856.69 | 1,354.30 | 1,586.01 | 1,817.76 | 2,049.56 | 2,281.41 | 2,513.31 | 2,513.83 | 2,514.35 | - |
| - | - | (172.87) | (172.91) | (172.95) | (172.99) | (173.03) | (173.07) | (173.11) | (173.15) | - |
| - | - | - | - | - | - | - | - | - | - | - |
| 435,554.76 | 649,298.25 | 810,171.81 | 987,444.21 | 1,238,448.36 | 1,436,074.03 | 1,627,760.69 | 1,190,444.37 | 1,338,591.55 | 1,427,062.77 | - |
| - | - | (5,171.81) | (5,172.89) | (5,173.97) | (5,175.05) | (5,176.13) | (5,177.21) | (6,846.85) | (6,848.28) | - |
| - | - | - | - | - | - | - | - | - | - | - |
| 63,118.11 | 90,875.04 | 121,956.61 | 152,666.36 | 183,698.74 | 215,865.75 | 258,164.50 | 164,211.97 | 180,320.97 | 209,588.84 | - |
| 5.16 | 8.60 | (525.34) | (525.00) | (524.44) | (523.29) | (521.73) | (519.98) | (518.06) | (515.51) | - |
| (63,118.11) | (90,875.04) | (121,956.61) | (152,666.36) | (183,698.74) | (215,865.75) | (258,164.50) | (164,211.97) | (180,320.97) | (209,588.84) | - |
| 12,954.74 | 12,954.74 | 12,954.74 | 12,954.74 | 12,954.74 | 12,954.74 | 12,954.74 | 12,954.74 | 12,954.74 | 12,954.74 | 12,954.74 |
| (12,954.74) | (12,954.74) | (12,954.74) | (12,954.74) | (12,954.74) | (12,954.74) | (12,954.74) | (12,954.74) | (12,954.74) | (12,954.74) | (12,954.74) |
| 736,217.14 | 1,126,431.53 | 1,123,590.81 | 1,490,170.39 | 1,549,451.22 | 1,982,212.96 | 2,432,978.89 | 2,365,198.95 | 2,580,941.53 | 2,914,635.13 | - |
| (736,217.14) | (1,126,431.53) | (1,123,590.81) | (1,490,170.39) | (1,549,451.22) | (1,982,212.96) | (2,432,978.89) | (2,365,198.95) | (2,580,941.53) | (2,914,635.13) | - |
| (5.16) | (8.60) | 525.34 | 525.00 | 524.44 | 523.29 | 521.73 | 519.98 | 518.06 | 515.51 | - |
| - | - | - | - | - | - | - | - | - | - | - |
| - | - | - | - | - | - | - | - | - | - | - |
| - | - | - | - | - | - | - | - | - | - | - |
| - | - | - | - | - | - | - | - | - | - | - |
| (1,118,262.60) | (1,116,115.58) | (1,113,962.83) | (1,111,804.34) | (1,109,640.09) | (1,107,470.07) | (1,105,294.27) | (1,103,112.66) | (1,100,925.24) | (1,098,731.99) | (1,096,532.89) |
| (1,604,335.45) | (1,601,255.19) | (1,598,166.71) | (1,595,070.00) | (1,591,965.03) | (1,588,851.78) | (1,585,730.23) | (1,582,600.35) | (1,579,462.13) | (1,576,315.54) | (1,573,160.56) |
| (1,091,299.03) | (1,089,203.78) | (1,087,102.94) | (1,084,996.50) | (1,082,884.44) | (1,080,766.75) | (1,078,643.41) | (1,076,514.41) | (1,074,379.73) | (1,072,239.36) | (1,070,093.28) |
| - | - | - | - | - | - | - | - | - | - | - |
| - | - | - | - | - | - | - | - | - | - | - |
| (25,323.21) | (25,390.73) | (25,458.44) | (25,526.33) | (25,594.40) | (25,662.65) | (25,731.08) | (25,799.70) | (25,868.50) | (25,937.48) | (26,006.64) |
| (36,330.33) | (36,427.21) | (36,524.35) | (36,621.75) | (36,719.41) | (36,817.33) | (36,915.51) | (37,013.96) | (37,112.66) | (37,211.63) | (37,310.86) |
| (24,712.57) | (24,778.47) | (24,844.55) | (24,910.80) | (24,977.23) | (25,043.84) | (25,110.63) | (25,177.59) | (25,244.73) | (25,312.05) | (25,379.55) |
| 1,830.29 | 1,830.29 | 2,044.24 | 2,272.49 | 4,200.74 | 7,900.74 | 8,128.99 | 9,728.99 | 9,728.99 | 15,768.32 | - |
| - | - | - | - | - | - | - | - | - | - | - |
| 17,553,112.81 | 15,770,540.62 | 16,275,263.05 | 14,997,480.99 | 15,771,160.56 | 13,760,748.92 | 13,006,274.91 | 14,908,973.57 | 17,017,644.32 | 17,892,774.97 | 15,297,312.45 |
| | | | | | | | | | | Variance |
| | | | | | | | | | | (9,075,262.00) |
| 21,764,467.99 | 22,317,272.67 | 22,153,691.35 | 26,894,868.13 | 26,462,307.32 | 29,056,728.26 | 31,145,189.84 | 34,136,674.00 | 33,935,982.68 | 35,015,071.81 | 34,910,474.00 |
| | | | | | | | | | | Same Variance as a |
| - | - | - | - | - | - | - | - | - | - | - |
| - | - | - | - | - | - | - | - | - | - | - |
| - | - | - | - | - | - | - | - | - | - | - |

| | | | | | | | | | | |
|---------------|---------------|---------------|---------------|---------------|---------------|---------------|---------------|---------------|---------------|---------------|
| - | - | - | - | - | - | - | - | - | - | - |
| - | - | - | - | - | - | - | - | - | - | - |
| - | - | - | - | - | - | - | - | - | - | - |
| - | - | - | - | - | - | - | - | - | - | - |
| 72,935,651.30 | 72,753,500.95 | 72,571,350.59 | 72,389,200.23 | 72,207,049.86 | 72,024,899.49 | 71,842,749.13 | 71,660,598.78 | 71,478,448.42 | 71,296,298.06 | 71,114,147.71 |
| - | - | - | - | - | - | - | - | - | - | - |
| - | - | - | - | - | - | - | - | - | - | - |
| - | - | - | - | - | - | - | - | - | - | - |
| - | - | - | - | - | - | - | - | - | - | - |
| - | - | - | - | - | - | - | - | - | - | - |
| - | - | - | - | - | - | - | - | - | - | - |
| - | - | - | - | - | - | - | - | - | - | - |
| - | - | - | - | - | - | - | - | - | - | - |
| 22,006.37 | 21,620.56 | 21,234.75 | 20,848.95 | 20,463.14 | 20,077.33 | 19,691.53 | 19,305.72 | 18,919.92 | 18,534.12 | 18,148.31 |
| - | - | - | - | - | - | - | - | - | - | - |
| - | - | - | - | - | - | - | - | - | - | - |
| - | - | - | - | - | - | - | - | - | - | - |
| - | - | - | - | - | - | - | - | - | - | - |
| - | - | - | - | - | - | - | - | - | - | - |
| - | - | - | - | - | - | - | - | - | - | - |
| - | - | - | - | - | - | - | - | - | - | - |
| - | - | - | - | - | - | - | - | - | - | - |
| - | - | - | - | - | - | - | 406.71 | 406.71 | - | - |
| - | - | - | - | - | - | - | - | - | - | - |
| - | - | - | - | - | - | - | 31.50 | 31.50 | - | - |
| 1,033.32 | 910.31 | 787.29 | 664.26 | 541.25 | 418.22 | 295.20 | 172.19 | 49.17 | - | - |
| 9,516.24 | 9,378.41 | 9,240.57 | 9,102.74 | 8,964.90 | 8,827.07 | 8,689.23 | 8,551.40 | 8,413.56 | 8,275.73 | 8,137.89 |
| - | - | - | - | - | - | - | - | - | - | - |
| 5,212.17 | 5,135.48 | 5,058.79 | 4,982.10 | 4,905.41 | 4,828.72 | 4,752.02 | 4,675.33 | 4,598.63 | 4,521.94 | 4,445.24 |
| - | - | - | - | - | - | - | - | - | - | - |
| - | - | - | - | - | - | - | - | - | - | - |
| - | - | - | - | - | - | - | - | - | - | - |
| - | - | - | - | - | - | - | - | - | - | - |
| - | - | - | - | - | - | - | - | - | - | - |
| - | - | - | - | - | - | - | - | - | - | - |
| - | - | - | - | - | - | - | - | - | - | - |
| - | - | - | - | - | - | - | - | - | - | - |
| - | - | - | - | - | - | - | - | - | - | - |
| 10,533.23 | 10,533.23 | 10,533.23 | 10,533.23 | 10,533.23 | 10,533.23 | 10,533.23 | 10,533.23 | 10,533.23 | 10,533.23 | 10,533.23 |
| 113,492.16 | 120,906.21 | 140,484.75 | 158,883.10 | 173,061.10 | 173,145.10 | 174,572.60 | 175,493.10 | 175,493.10 | 175,493.10 | 178,490.10 |
| 789,009.50 | 787,341.50 | 787,341.50 | 787,341.50 | 785,634.50 | 785,634.50 | 785,634.50 | 783,909.50 | 793,781.45 | 793,781.45 | 815,219.45 |

| | | | | | | | | | | |
|-----------|-----------|-----------|-----------|-----------|-----------|-----------|-----------|-----------|-----------|-----------|
| - | - | - | - | - | - | - | - | - | - | - |
| - | - | - | - | - | - | - | - | - | - | - |
| - | - | - | - | - | - | - | - | - | - | - |
| - | - | - | - | - | - | - | - | - | - | - |
| - | - | - | - | - | - | - | - | - | - | - |
| - | - | - | - | - | - | - | - | - | - | - |
| - | - | - | - | - | - | - | - | - | - | - |
| - | - | - | - | - | - | - | - | - | - | - |
| 6,837.59 | 6,837.59 | 6,837.59 | 6,837.59 | 6,837.59 | 6,837.59 | 6,837.59 | 6,837.59 | 6,837.59 | 6,837.59 | 6,837.59 |
| - | - | - | - | - | - | - | - | - | - | - |
| 4,613.62 | 4,592.65 | 4,571.68 | 4,550.71 | 4,529.74 | 4,508.77 | 4,487.80 | 4,466.83 | 4,445.86 | 4,424.89 | 4,403.92 |
| - | - | - | - | - | - | - | - | - | - | - |
| - | - | - | - | - | - | - | - | - | - | - |
| - | - | - | - | - | - | - | - | - | - | - |
| - | - | - | - | - | - | - | - | - | - | - |
| 4,646.55 | 4,389.24 | 4,131.93 | 3,874.61 | 3,617.29 | 3,359.98 | 3,102.67 | 2,845.35 | 2,588.04 | 2,330.72 | 2,073.40 |
| - | - | - | - | - | - | - | - | - | - | 3,228.10 |
| - | - | - | - | - | - | - | - | - | - | 10,681.31 |
| 10,557.45 | 10,471.64 | 10,385.84 | 10,300.03 | 10,214.23 | 10,128.42 | 10,042.62 | 9,956.81 | 9,871.01 | 9,785.20 | 9,699.40 |
| - | - | - | - | - | - | - | - | - | - | - |
| - | - | - | - | - | - | - | - | - | - | - |
| - | - | - | - | - | - | - | - | - | - | - |
| - | - | - | - | - | - | - | - | - | - | - |
| - | - | - | - | - | - | - | - | - | - | - |
| 2,609.59 | 2,424.04 | 2,238.48 | 2,052.92 | 1,867.37 | 1,681.81 | 1,496.26 | 1,310.71 | 1,125.15 | 939.59 | 754.04 |
| - | - | - | - | - | - | - | - | - | - | - |
| 1,564.31 | 1,541.65 | 1,518.99 | 1,496.33 | 1,473.67 | 1,451.01 | 1,428.35 | 1,405.69 | 1,383.03 | 1,360.37 | 1,337.71 |
| - | - | - | - | - | - | - | - | - | - | - |
| 19,781.18 | 19,581.24 | 19,381.29 | 19,181.34 | 18,981.40 | 18,781.46 | 18,581.51 | 18,381.57 | 18,181.62 | 17,981.67 | 17,781.73 |
| - | - | - | - | - | - | - | - | - | - | 16,674.50 |
| - | - | - | - | - | - | - | - | - | - | - |
| - | - | - | - | - | - | - | - | - | - | - |
| - | - | - | - | - | - | - | - | - | - | - |
| - | - | - | - | - | - | - | - | - | - | - |
| (19.00) | (19.00) | (19.00) | (19.00) | (19.00) | (19.00) | (19.00) | (19.00) | - | 6,226.83 | 14,822.10 |
| - | - | - | - | - | - | - | - | - | - | - |
| 855.38 | 846.26 | 843.41 | 841.70 | 840.56 | 839.99 | 839.99 | 839.99 | - | - | - |
| - | - | - | - | - | - | - | 4,777.50 | 18,435.00 | 34,121.83 | 49,285.40 |
| - | - | - | - | - | - | - | - | - | - | - |

| | | | | | | | | | | |
|------------|------------|------------|------------|------------|------------|------------|------------|------------|------------|------------|
| - | - | - | - | - | - | - | - | - | - | - |
| 6,897.67 | 6,570.20 | 6,242.74 | 5,915.28 | 5,587.81 | 5,260.35 | 4,932.88 | 4,605.41 | 4,277.95 | 3,950.49 | 3,623.02 |
| - | - | - | - | - | - | - | - | - | - | - |
| - | - | - | - | - | - | - | - | - | - | - |
| - | - | - | - | - | - | - | - | - | - | - |
| 7,561.07 | 7,381.17 | 7,201.29 | 7,021.40 | 6,841.51 | 6,661.63 | 6,481.76 | 6,301.86 | 6,121.98 | 5,942.09 | 5,762.20 |
| 9,521.68 | 9,294.90 | 9,068.12 | 8,841.34 | 8,614.57 | 8,387.79 | 8,161.02 | 7,934.24 | 7,707.47 | 7,480.69 | 7,253.94 |
| 18,025.72 | 17,803.18 | 17,580.64 | 17,358.10 | 17,135.56 | 16,913.02 | 16,690.48 | 16,467.94 | 16,245.40 | 16,022.86 | 15,800.32 |
| 10,450.01 | 10,266.68 | 10,083.35 | 9,900.02 | 9,716.69 | 9,533.36 | 9,350.03 | 9,166.70 | 8,983.37 | 8,800.04 | 8,616.71 |
| 8,830.80 | 8,411.10 | 7,991.38 | 7,571.67 | 7,151.95 | 6,732.24 | 6,312.52 | 5,892.81 | 5,473.09 | 5,053.38 | 4,633.66 |
| 8,764.04 | 8,683.31 | 8,602.58 | 8,521.85 | 8,441.12 | 8,360.39 | 8,279.66 | 8,198.93 | 8,118.20 | 8,037.47 | 7,956.74 |
| 35,700.12 | 35,376.89 | 35,053.66 | 34,730.43 | 34,407.20 | 34,083.97 | 33,760.74 | 33,437.51 | 33,114.28 | 32,791.05 | 32,467.82 |
| - | - | - | - | - | - | - | - | - | - | - |
| 1,266.32 | 1,255.40 | 1,244.48 | 1,233.56 | 1,222.64 | 1,211.72 | 1,200.80 | 1,189.88 | 1,178.96 | 1,168.04 | 1,157.12 |
| 6,570.50 | 6,377.25 | 6,184.00 | 5,990.75 | 5,797.50 | 5,604.25 | 5,411.00 | 5,217.75 | 5,024.50 | 4,831.25 | 4,638.00 |
| 15,468.49 | 15,326.58 | 15,184.67 | 15,042.76 | 14,900.85 | 14,758.94 | 14,617.03 | 14,475.12 | 14,333.21 | 14,191.30 | 14,049.39 |
| - | - | - | - | - | - | - | - | - | - | - |
| - | - | - | - | - | - | - | - | - | - | - |
| - | - | - | - | - | - | - | - | - | - | - |
| 11,283.28 | 10,941.77 | 10,600.27 | 10,258.76 | 9,917.26 | 9,575.75 | 9,234.25 | 8,892.74 | 8,551.24 | 8,209.73 | 7,868.24 |
| 6,047.20 | 5,906.55 | 5,765.94 | 5,625.30 | 5,484.64 | 5,344.05 | 5,203.46 | 5,062.80 | 4,922.19 | 4,781.55 | 4,640.89 |
| - | - | - | - | - | - | - | - | - | - | - |
| 411,133.32 | 407,831.39 | 404,529.48 | 401,227.58 | 397,925.65 | 394,623.73 | 391,321.83 | 388,019.90 | 384,717.99 | 381,416.09 | 504,591.66 |
| 22,905.57 | 22,233.77 | 21,562.01 | 20,890.21 | 20,218.45 | 19,546.65 | 18,874.89 | 18,203.09 | 17,531.33 | 16,859.51 | 16,187.75 |
| 26,186.49 | 25,910.73 | 25,634.97 | 25,359.21 | 25,083.45 | 24,807.69 | 24,531.93 | 24,256.17 | 23,980.41 | 23,704.65 | 23,428.89 |
| 14,300.80 | 13,989.90 | 13,679.04 | 13,368.18 | 13,057.28 | 12,746.40 | 12,435.52 | 12,124.62 | 11,813.76 | 11,502.90 | 11,192.00 |
| 9,780.22 | 9,634.25 | 9,488.28 | 9,342.31 | 9,196.34 | 9,050.37 | 8,904.40 | 8,758.43 | 8,612.46 | 8,466.49 | 8,320.52 |
| - | - | - | - | - | - | - | - | - | - | - |
| 68,094.72 | 66,614.35 | 65,134.10 | 63,653.85 | 62,173.48 | 60,693.17 | 59,212.86 | 57,732.49 | 56,252.25 | 54,772.02 | 53,291.63 |
| - | - | - | - | - | - | - | - | - | - | 116,296.92 |
| 3,668.50 | 3,668.50 | 3,668.50 | 3,668.50 | 3,668.50 | 3,668.50 | 3,668.50 | 3,668.50 | 3,668.50 | 3,668.50 | 3,668.50 |
| - | - | - | - | - | - | - | - | - | - | - |
| - | - | - | - | - | - | - | - | - | - | 2,183.14 |
| - | - | - | - | - | - | - | - | - | - | - |
| - | - | - | - | - | - | - | - | - | - | - |
| - | - | - | - | - | - | - | - | - | - | - |
| - | - | - | - | - | - | - | - | - | - | - |
| 47,516.75 | 47,016.36 | 46,515.97 | 46,015.58 | 45,515.19 | 45,014.80 | 44,514.41 | 44,014.02 | 43,513.63 | 43,013.24 | 42,512.85 |
| 1,051.34 | 1,040.28 | 1,029.21 | 1,018.15 | 1,007.08 | 996.02 | 984.95 | 973.89 | 962.82 | 951.76 | 940.69 |
| - | - | - | - | - | - | - | - | - | - | - |
| 3,308.80 | 3,308.80 | 3,308.80 | 3,308.80 | 3,308.80 | 3,308.80 | 3,308.80 | 3,308.80 | 3,308.80 | 3,308.80 | 3,308.80 |
| - | - | - | - | - | - | - | - | - | - | - |
| 2,339.60 | 2,311.06 | 2,282.54 | 2,254.02 | 2,225.48 | 2,196.96 | 2,168.42 | 2,139.88 | 2,111.36 | 2,082.84 | 2,054.30 |

| | | | | | | | | | | | |
|-----------------------|-----------------------|-----------------------|-----------------------|-----------------------|-----------------------|-----------------------|-----------------------|-----------------------|-----------------------|-----------------------|-----------------------|
| - | - | - | - | - | - | - | - | - | - | - | - |
| 151,206.15 | 151,206.15 | 181,781.09 | 181,781.09 | 181,781.09 | 181,781.09 | 181,781.09 | 181,781.09 | 181,781.09 | 181,781.09 | 181,781.09 | 181,781.09 |
| - | - | - | - | - | - | - | - | - | - | - | - |
| 43,611.84 | 42,981.69 | 42,351.54 | 41,721.39 | 41,091.24 | 40,461.09 | 39,830.95 | 39,200.80 | 38,570.66 | 37,940.51 | 37,310.37 | 37,310.37 |
| - | - | - | - | - | - | - | - | - | - | - | - |
| - | - | - | - | - | - | - | - | - | - | - | - |
| 349,219.61 | 345,306.76 | 341,393.92 | 337,481.09 | 333,568.24 | 329,655.40 | 325,742.54 | 321,829.69 | 317,916.85 | 314,004.02 | 310,091.17 | 310,091.17 |
| - | - | - | - | - | - | - | - | - | - | - | 165,653.78 |
| - | - | - | - | - | - | - | - | - | - | - | - |
| - | - | - | - | - | - | - | - | - | - | - | - |
| - | - | - | - | - | - | - | - | - | - | - | - |
| 10,209,678.34 | 10,180,107.51 | 10,150,536.68 | 10,120,965.85 | 10,091,395.02 | 10,061,824.19 | 10,032,253.36 | 10,002,682.53 | 9,973,111.70 | 9,943,540.87 | 12,524,649.00 | 12,524,649.00 |
| 1,074,535.00 | 1,072,972.50 | 1,071,410.00 | 1,069,847.50 | 1,068,285.00 | 1,066,722.50 | 1,065,160.00 | 1,063,597.50 | 1,062,035.00 | 1,060,472.50 | 1,672,464.00 | 1,672,464.00 |
| - | - | - | - | - | - | - | - | - | - | - | - |
| (3,668.50) | (3,668.50) | (3,668.50) | (3,668.50) | (3,668.50) | (3,668.50) | (3,668.50) | (3,668.50) | (3,668.50) | (3,668.50) | (3,668.50) | (3,668.50) |
| 86,519,156.41 | 86,296,052.44 | 86,117,362.43 | 85,906,918.37 | 85,690,547.33 | 85,461,790.01 | 85,234,376.81 | 85,009,947.09 | 84,803,814.94 | 84,596,523.55 | 88,081,427.74 | 88,081,427.74 |
| - | - | - | - | - | - | - | - | - | - | - | - |
| - | - | - | - | - | - | - | - | - | - | - | - |
| - | - | - | - | - | - | - | - | - | - | - | - |
| 2,954.08 | 2,954.08 | 2,954.08 | 2,954.08 | 2,954.08 | 2,954.08 | 2,954.08 | 2,954.08 | 2,954.08 | 2,954.08 | 2,954.08 | - |
| 2,954.08 | 2,954.08 | 2,954.08 | 2,954.08 | 2,954.08 | 2,954.08 | 2,954.08 | 2,954.08 | 2,954.08 | 2,954.08 | 2,954.08 | - |
| - | - | - | - | - | - | - | - | - | - | - | - |
| - | - | - | - | - | - | - | - | - | - | - | - |
| - | - | - | - | - | - | - | - | - | - | - | - |
| 4,318,302.09 | 4,296,652.34 | 4,549,496.11 | 4,542,477.70 | 4,529,880.56 | 4,510,730.53 | 4,512,974.35 | 15,806,299.47 | 15,549,631.49 | 15,291,583.03 | 15,058,099.74 | 15,058,099.74 |
| - | - | - | - | - | - | - | - | - | - | - | - |
| 90,840,412.58 | 90,595,658.86 | 90,669,812.62 | 90,452,350.15 | 90,223,381.97 | 89,975,474.62 | 89,750,305.24 | 100,819,200.64 | 100,356,400.51 | 99,891,060.66 | 103,139,527.48 | 103,139,527.48 |
| 346,545,034.52 | 346,485,744.92 | 346,601,669.54 | 351,192,341.16 | 350,457,421.96 | 352,579,104.75 | 354,971,830.88 | 370,395,120.26 | 370,653,016.89 | 372,937,208.46 | 377,963,662.33 | 377,963,662.33 |
| 355,292,906.08 | 356,530,903.69 | 356,159,694.64 | 360,159,654.48 | 359,833,447.41 | 362,337,034.36 | 365,081,767.94 | 380,077,361.84 | 379,820,093.22 | 383,241,921.87 | 388,803,281.76 | 388,803,281.76 |
| (30,200.00) | (30,200.00) | (30,200.00) | (30,200.00) | (30,200.00) | (30,200.00) | (30,200.00) | (30,200.00) | (30,200.00) | (30,200.00) | (30,200.00) | (30,200.00) |
| (113,814,788.65) | (113,814,788.65) | (113,814,788.65) | (113,814,788.65) | (113,814,788.65) | (113,814,788.65) | (113,814,788.65) | (113,814,788.65) | (113,814,788.65) | (113,814,788.65) | (113,814,788.65) | (113,814,788.65) |

Same Variance as a

| | | | | | | | | | | |
|-------------------------|-------------------------|-------------------------|-------------------------|-------------------------|-------------------------|-------------------------|-------------------------|-------------------------|-------------------------|-------------------------|
| 281,728.20 | 312,422.40 | 320,128.80 | 322,941.60 | 314,991.00 | 323,509.80 | 313,821.00 | 298,728.60 | 288,612.00 | 292,227.00 | 275,723.40 |
| - | - | - | - | - | - | - | - | - | - | - |
| (113,563,260.45) | (113,532,566.25) | (113,524,859.85) | (113,522,047.05) | (113,529,997.65) | (113,521,478.85) | (113,531,167.65) | (113,546,260.05) | (113,556,376.65) | (113,552,761.65) | (113,569,265.25) |
| 2,287,650.79 | 2,287,650.79 | 2,287,650.79 | 2,287,650.79 | 2,287,650.79 | 2,287,650.79 | 2,287,650.79 | 2,287,650.79 | 2,287,650.79 | 2,287,650.79 | 2,287,650.79 |
| 607,695.31 | 655,557.24 | 827,985.69 | 1,062,323.74 | 174,099.33 | (1,666,457.38) | (2,394,085.52) | (3,063,028.87) | (2,529,959.73) | (1,839,000.47) | (2,067,591.89) |
| (110,667,914.35) | (110,589,358.22) | (110,409,223.37) | (110,172,072.52) | (111,068,247.53) | (112,900,285.44) | (113,637,602.38) | (114,321,638.13) | (113,798,685.59) | (113,104,111.33) | (113,349,206.35) |
| - | - | - | - | - | - | - | - | - | - | - |
| - | - | - | - | - | (1,271,831.00) | (1,271,831.00) | (1,271,831.00) | (1,271,831.00) | (1,271,831.00) | (2,543,662.00) |
| (24,103.41) | (22,249.24) | (20,395.07) | (18,540.90) | (16,686.73) | (14,832.56) | (12,978.39) | (11,124.22) | (9,270.05) | (7,415.88) | (5,561.71) |
| (65,450.00) | (64,006.25) | (62,562.50) | (61,118.75) | (59,675.00) | (58,231.25) | (56,787.50) | (55,343.75) | (53,900.00) | (52,456.25) | (51,012.50) |
| (121,177.69) | (120,957.69) | (120,736.69) | (120,515.69) | (120,293.69) | (120,070.69) | (119,846.69) | (119,621.69) | (119,396.69) | (119,179.69) | (118,943.69) |
| - | - | - | - | - | - | - | - | - | - | - |
| (206,412.64) | (203,749.43) | (201,078.48) | (198,399.77) | (195,713.28) | (193,018.97) | (190,316.83) | (187,606.83) | (184,888.96) | (182,163.19) | (179,429.50) |
| (318,800.00) | (316,299.00) | (313,792.00) | (311,278.00) | (308,758.00) | (306,232.00) | (303,700.00) | (301,162.00) | (298,617.00) | (296,066.00) | (293,509.00) |
| (1,585,802.42) | (1,572,573.96) | (1,559,307.05) | (1,546,001.58) | (1,532,657.43) | (1,519,274.50) | (1,505,852.66) | (1,492,391.81) | (1,478,891.84) | (1,465,352.63) | (1,451,774.06) |
| (1,093,665.88) | (1,086,415.44) | (1,079,147.69) | (1,071,862.60) | (1,064,560.12) | (1,057,240.21) | (1,049,902.83) | (1,042,547.94) | (1,035,175.49) | (1,027,785.45) | (1,020,377.78) |
| (166,491.08) | (165,599.08) | (164,700.08) | (163,794.08) | (162,881.08) | (161,961.08) | (161,033.08) | (160,098.08) | (159,156.08) | (158,207.08) | (157,250.08) |
| (98,656.38) | (97,622.38) | (96,588.38) | (95,554.38) | (94,520.38) | (93,486.38) | (92,452.38) | (91,418.38) | (90,384.38) | (89,350.38) | (88,316.38) |
| (510,383.52) | (508,078.52) | (505,754.52) | (503,410.52) | (501,046.52) | (498,663.52) | (496,260.52) | (493,837.52) | (491,394.09) | (488,931.52) | (486,448.52) |
| (139,379.12) | (138,761.41) | (138,139.62) | (137,513.73) | (136,883.73) | (136,249.61) | (135,611.35) | (134,968.96) | (134,322.44) | (133,671.78) | (133,016.92) |
| (114,523.00) | (113,964.00) | (113,400.00) | (112,832.00) | (112,259.00) | (111,681.00) | (111,099.00) | (110,512.00) | (109,921.00) | (109,325.00) | (108,724.00) |
| (218,019.00) | (217,243.00) | (216,462.00) | (215,676.00) | (214,884.00) | (214,087.00) | (213,284.00) | (212,476.00) | (211,662.00) | (210,843.00) | (210,018.00) |
| (38,817.00) | (38,646.00) | (38,474.00) | (38,300.00) | (38,125.00) | (37,948.00) | (37,770.00) | (37,590.00) | (37,409.00) | (37,226.00) | (37,042.00) |
| (279,352.79) | (277,823.25) | (276,290.24) | (274,753.75) | (273,213.78) | (271,670.33) | (270,123.37) | (268,572.91) | (267,018.93) | (265,461.43) | (263,900.41) |
| (533,785.19) | (530,446.19) | (527,099.19) | (523,744.19) | (520,381.19) | (517,009.19) | (513,629.19) | (510,241.19) | (506,845.42) | (503,440.19) | (500,027.19) |
| (2,493,259.88) | (2,438,833.07) | (2,438,833.07) | (2,436,844.86) | (2,382,195.25) | (2,382,195.25) | (2,380,189.26) | (2,325,050.84) | (2,325,050.84) | (2,323,048.91) | (2,267,169.26) |
| - | - | - | - | - | - | - | - | - | - | - |
| (1,206,440.60) | (1,199,690.04) | (1,193,282.38) | (1,186,734.75) | (1,180,286.70) | (1,173,699.87) | (1,167,211.19) | (1,160,702.28) | (1,154,056.37) | (1,147,506.46) | (1,140,820.74) |
| - | - | - | - | - | - | - | - | - | - | - |
| (660,235.31) | (656,659.14) | (653,303.71) | (649,858.88) | (646,478.57) | (643,009.56) | (639,604.18) | (636,186.34) | (632,680.88) | (629,237.70) | (625,707.63) |
| - | - | - | - | - | - | - | - | - | - | - |
| (307,765.67) | (306,300.53) | (304,832.07) | (303,360.28) | (301,885.16) | (300,406.69) | (298,924.87) | (297,439.69) | (295,951.14) | (294,459.22) | (292,963.93) |
| - | - | - | - | - | - | - | - | - | - | - |
| (314,325.68) | (312,947.03) | (311,565.25) | (310,180.34) | (308,792.29) | (307,401.09) | (306,006.74) | (304,609.22) | (303,208.54) | (301,804.69) | (300,397.65) |
| - | - | - | - | - | - | - | - | - | - | - |
| (338,491.79) | (336,964.41) | (335,433.71) | (333,899.67) | (332,362.28) | (330,821.54) | (329,277.44) | (327,729.98) | (326,179.14) | (324,624.92) | (323,067.31) |
| - | - | - | - | - | - | - | - | - | - | - |
| (832,150.99) | (828,494.28) | (824,829.59) | (821,156.92) | (817,476.24) | (813,787.54) | (810,090.79) | (806,385.99) | (802,673.11) | (798,952.14) | (795,223.06) |
| - | - | - | - | - | - | - | - | - | - | - |
| (462,534.51) | (460,463.23) | (458,387.69) | (456,307.89) | (454,223.81) | (452,135.45) | (450,042.81) | (447,945.88) | (445,844.64) | (443,739.10) | (441,629.22) |

| | | | | | | | | | | |
|-----------------|-----------------|-----------------|-----------------|-----------------|-----------------|-----------------|-----------------|-----------------|-----------------|-----------------|
| - | - | - | - | - | - | - | - | - | - | - |
| (538,419.54) | (536,827.59) | (535,448.77) | (533,991.26) | (532,600.48) | (531,131.34) | (529,728.49) | (528,319.72) | (526,833.10) | (525,412.11) | (523,913.61) |
| - | - | - | - | - | - | - | - | - | - | - |
| (329,212.70) | (327,775.70) | (326,335.70) | (324,892.70) | (323,447.70) | (321,999.70) | (320,548.70) | (319,094.70) | (317,637.70) | (316,177.70) | (314,714.70) |
| - | - | - | - | - | - | - | - | - | - | - |
| (1,122,323.14) | (1,119,210.21) | (1,116,478.83) | (1,113,607.32) | (1,110,855.68) | (1,107,964.48) | (1,105,192.43) | (1,102,410.35) | (1,099,489.60) | (1,096,686.90) | (1,093,746.11) |
| (1,776,756.34) | (1,768,799.81) | (1,760,826.95) | (1,752,837.71) | (1,744,832.07) | (1,736,809.99) | (1,728,771.44) | (1,720,716.39) | (1,712,644.79) | (1,704,556.62) | (1,696,451.85) |
| (1,281,109.73) | (1,275,656.44) | (1,270,194.24) | (1,264,723.12) | (1,259,243.06) | (1,253,754.05) | (1,248,256.08) | (1,242,749.13) | (1,237,233.18) | (1,231,708.22) | (1,226,174.24) |
| (35,505,000.00) | (35,505,000.00) | (35,505,000.00) | (35,505,000.00) | (35,505,000.00) | (35,505,000.00) | (35,505,000.00) | - | - | - | - |
| (860,519.62) | (858,254.05) | (856,325.41) | (854,273.86) | (852,328.67) | (850,261.03) | (848,299.15) | (846,329.11) | (844,237.32) | (842,250.38) | (840,142.18) |
| (900,000.00) | (805,000.00) | (805,000.00) | (805,000.00) | (805,000.00) | (805,000.00) | (805,000.00) | (805,000.00) | (805,000.00) | (805,000.00) | (805,000.00) |
| (488,056.51) | (487,078.75) | (486,098.73) | (485,116.45) | (484,131.91) | (483,145.11) | (482,156.03) | (481,164.68) | (480,171.06) | (479,175.16) | (478,176.98) |
| (267,652.10) | (266,468.19) | (265,281.70) | (264,092.63) | (262,900.96) | (261,706.70) | (260,509.83) | (259,310.35) | (258,108.25) | (256,903.54) | (255,696.20) |
| (2,250,774.74) | (2,242,355.22) | (2,233,921.94) | (2,225,474.89) | (2,217,014.04) | (2,208,539.37) | (2,200,050.86) | (2,191,548.49) | (2,183,032.23) | (2,174,502.06) | (2,165,957.96) |
| (2,732,186.69) | (2,720,890.69) | (2,709,575.69) | (2,698,242.69) | (2,686,890.69) | (2,675,520.69) | (2,664,131.69) | (2,652,724.69) | (2,641,298.69) | (2,629,853.69) | (2,618,390.69) |
| (330,577.46) | (329,817.07) | (329,200.02) | (328,531.40) | (327,908.45) | (327,234.09) | (326,605.18) | (325,973.39) | (325,290.44) | (324,652.61) | (323,963.79) |
| (17,710,000.00) | (17,710,000.00) | (17,710,000.00) | (17,710,000.00) | (17,710,000.00) | (17,710,000.00) | (17,710,000.00) | - | - | - | - |
| (226,997.50) | (226,148.36) | (225,297.84) | (224,445.93) | (223,592.63) | (222,737.93) | (221,881.84) | (221,024.35) | (220,165.46) | (219,305.16) | (218,443.46) |
| (1,510,000.00) | (1,510,000.00) | (1,510,000.00) | (1,510,000.00) | (1,510,000.00) | (1,510,000.00) | (1,510,000.00) | - | - | - | - |
| (958,332.63) | (958,332.63) | (958,332.63) | (958,332.63) | (1,283,426.34) | (1,283,426.34) | (1,283,426.34) | (1,283,426.34) | (1,283,426.34) | (1,283,426.34) | (1,283,426.34) |
| (1,065,017.95) | (1,063,229.56) | (1,061,433.82) | (1,059,630.73) | (1,057,820.28) | (1,056,002.44) | (1,054,177.20) | (1,052,344.56) | (1,050,504.51) | (1,048,657.02) | (1,046,802.09) |
| (16,999.40) | (16,999.40) | (16,999.40) | (458,309.20) | (465,967.70) | (465,967.70) | (547,188.70) | (547,188.70) | (561,064.29) | (561,064.29) | (561,064.29) |
| (4,460,000.00) | (4,460,000.00) | (4,460,000.00) | (4,460,000.00) | (4,460,000.00) | (4,460,000.00) | (4,460,000.00) | (4,460,000.00) | (4,460,000.00) | (4,460,000.00) | (4,460,000.00) |
| (276,560.38) | (276,560.38) | (276,560.38) | (276,560.38) | (372,980.96) | (372,980.96) | (441,615.77) | (544,656.99) | (920,164.76) | (920,164.76) | (1,653,173.32) |
| (900,000.00) | (805,000.00) | (805,000.00) | (805,000.00) | (805,000.00) | (805,000.00) | (805,000.00) | (805,000.00) | (805,000.00) | (805,000.00) | (805,000.00) |
| (1,114,235.65) | (1,111,887.13) | (1,109,807.25) | (1,107,581.32) | (1,104,959.91) | (1,102,718.20) | (1,100,508.10) | (1,098,387.66) | (1,095,820.68) | (1,093,581.30) | (1,091,200.42) |
| (8,080,000.00) | (7,945,000.00) | (7,945,000.00) | (7,945,000.00) | (7,945,000.00) | (7,945,000.00) | (7,945,000.00) | (7,945,000.00) | (7,945,000.00) | (7,945,000.00) | (7,945,000.00) |
| - | - | - | - | - | - | - | - | - | (782,824.68) | (781,181.13) |
| - | - | - | - | - | - | - | - | - | - | - |
| (2,859,754.35) | (2,859,754.35) | (2,859,754.35) | (2,859,754.35) | (2,859,754.35) | (2,859,754.35) | (2,859,754.35) | (2,859,754.35) | (3,192,381.85) | (3,151,777.98) | (3,145,925.03) |
| (5,500,000.00) | (5,500,000.00) | (5,500,000.00) | (5,500,000.00) | (5,500,000.00) | (5,419,548.13) | (5,419,548.13) | (5,401,391.68) | (5,392,275.08) | (5,383,132.80) | (5,373,964.77) |
| - | - | (7,000,000.00) | (7,000,000.00) | (7,000,000.00) | (7,000,000.00) | (7,000,000.00) | (7,000,000.00) | (7,000,000.00) | (7,000,000.00) | (7,000,000.00) |
| - | - | (380,000.00) | (255,000.00) | (255,000.00) | (255,000.00) | (255,000.00) | (255,000.00) | (255,000.00) | (255,000.00) | (255,000.00) |
| - | - | - | - | - | - | - | (72,420,000.00) | (72,420,000.00) | (72,420,000.00) | (72,420,000.00) |
| (20,817.22) | (20,333.96) | (19,850.70) | (19,367.44) | (18,884.18) | (18,400.92) | (17,917.66) | (17,434.40) | (16,951.14) | (16,467.88) | (15,984.62) |
| (38,618.35) | (38,499.16) | (38,379.97) | (38,260.78) | (38,141.59) | (38,022.40) | (37,903.21) | (37,784.02) | (37,664.83) | (37,545.64) | (37,426.45) |
| (113,912.13) | (112,970.71) | (112,029.29) | (111,087.87) | (110,146.44) | (109,205.02) | (108,263.60) | (107,322.18) | (106,380.76) | (105,439.33) | (104,497.91) |
| (34,465.20) | (34,151.88) | (33,838.56) | (33,525.24) | (33,211.92) | (32,898.60) | (32,585.28) | (32,271.96) | (31,958.64) | (31,645.32) | (31,332.00) |
| (367,154.32) | (364,434.65) | (361,714.98) | (358,995.31) | (356,275.64) | (353,555.97) | (350,836.30) | (348,116.63) | (345,396.96) | (342,677.29) | (339,957.62) |
| (73,305.63) | (72,803.54) | (72,301.45) | (71,799.36) | (71,297.27) | (70,795.18) | (70,293.09) | (69,791.00) | (69,288.91) | (68,786.82) | (68,284.73) |
| (80,961.80) | (80,334.18) | (79,706.56) | (79,078.94) | (78,451.32) | (77,823.70) | (77,196.08) | (76,568.46) | (75,940.84) | (75,313.22) | (74,685.60) |
| (98,410.33) | (97,824.56) | (97,238.79) | (96,653.02) | (96,067.25) | (95,481.48) | (94,895.71) | (94,309.94) | (93,724.17) | (93,138.40) | (92,552.63) |
| (28,087.96) | (27,882.94) | (27,677.92) | (27,472.90) | (27,267.88) | (27,062.86) | (26,857.84) | (26,652.82) | (26,447.80) | (26,242.78) | (26,037.76) |
| - | - | - | - | - | - | - | - | - | - | - |
| (254,261.98) | (253,482.04) | (252,702.10) | (251,922.16) | (251,142.22) | (250,362.28) | (249,582.34) | (248,802.40) | (248,022.46) | (247,242.52) | (246,462.58) |

| | | | | | | | | | | |
|-------------------------|-------------------------|-------------------------|-------------------------|-------------------------|-------------------------|-------------------------|-------------------------|-------------------------|-------------------------|-------------------------|
| (59,364.57) | (59,189.97) | (59,015.37) | (58,840.77) | (58,666.17) | (58,491.57) | (58,316.97) | (58,142.37) | (57,967.77) | (57,793.17) | (57,618.57) |
| - | - | - | - | - | - | - | - | - | - | - |
| (106,359,869.47) | (105,862,739.69) | (113,126,724.32) | (113,324,041.89) | (113,581,446.99) | (114,655,246.86) | (114,685,824.46) | (132,293,106.31) | (132,887,252.64) | (133,500,185.30) | (135,313,342.17) |
| (8,234,030.80) | (8,234,030.80) | (1,106,392.19) | (1,769,183.09) | (2,375,431.02) | (2,570,769.69) | (2,875,606.77) | (3,430,813.83) | (3,750,313.70) | (3,580,610.73) | (4,855,828.99) |
| - | - | - | - | - | - | - | - | - | - | - |
| - | - | - | (2,543,662.00) | (2,543,662.00) | (1,271,831.00) | (1,271,831.00) | (1,271,831.00) | (1,271,831.00) | (1,271,831.00) | - |
| (22,250.04) | (22,250.04) | (22,250.04) | (22,250.04) | (22,250.04) | (22,250.04) | (22,250.04) | (22,250.04) | (22,250.04) | (22,250.04) | (22,250.04) |
| (17,325.00) | (17,325.00) | (17,325.00) | (17,325.00) | (17,325.00) | (17,325.00) | (17,325.00) | (17,325.00) | (17,325.00) | (17,325.00) | (17,325.00) |
| (2,575.00) | (2,585.00) | (2,595.00) | (2,604.00) | (2,613.00) | (2,623.00) | (2,633.00) | (2,643.00) | (2,652.00) | (2,652.00) | (2,671.00) |
| (31,362.79) | (31,453.95) | (31,545.38) | (31,637.07) | (31,729.02) | (31,821.25) | (31,913.74) | (32,006.51) | (32,099.54) | (32,192.85) | (32,286.42) |
| (29,544.00) | (29,616.00) | (29,688.00) | (29,761.00) | (29,834.00) | (29,907.00) | (29,980.00) | (30,053.00) | (30,127.00) | (30,201.00) | (30,275.00) |
| (155,782.62) | (156,235.43) | (156,689.55) | (157,144.99) | (157,601.76) | (158,059.85) | (158,519.28) | (158,980.04) | (159,442.14) | (159,905.58) | (160,370.37) |
| (85,670.45) | (85,874.91) | (86,079.87) | (86,285.31) | (86,491.25) | (86,697.68) | (86,904.60) | (87,112.01) | (87,319.93) | (87,528.34) | (87,737.24) |
| (10,143.00) | (10,229.00) | (10,315.00) | (10,401.00) | (10,486.00) | (10,571.00) | (10,657.00) | (10,743.00) | (10,829.00) | (10,915.00) | (11,002.00) |
| (12,391.00) | (12,394.00) | (12,397.00) | (12,399.00) | (12,401.00) | (12,403.00) | (12,404.00) | (12,405.00) | (12,406.00) | (12,407.00) | (12,408.00) |
| (26,143.00) | (26,375.00) | (26,607.00) | (26,840.00) | (27,074.00) | (27,308.00) | (27,542.00) | (27,777.00) | (28,012.57) | (28,249.00) | (28,486.00) |
| (7,096.10) | (7,144.59) | (7,193.17) | (7,241.85) | (7,290.63) | (7,339.50) | (7,388.48) | (7,437.56) | (7,486.72) | (7,536.01) | (7,585.35) |
| (6,355.00) | (6,409.00) | (6,464.00) | (6,518.00) | (6,573.00) | (6,628.00) | (6,683.00) | (6,738.00) | (6,793.00) | (6,848.00) | (6,904.00) |
| (8,892.00) | (8,956.00) | (9,020.00) | (9,084.00) | (9,148.00) | (9,212.00) | (9,277.00) | (9,341.00) | (9,406.00) | (9,471.00) | (9,536.00) |
| (1,935.00) | (1,953.00) | (1,970.00) | (1,988.00) | (2,005.00) | (2,023.00) | (2,040.00) | (2,058.00) | (2,076.00) | (2,094.00) | (2,112.00) |
| (18,086.90) | (18,127.89) | (18,168.98) | (18,210.18) | (18,251.46) | (18,292.83) | (18,334.30) | (18,375.85) | (18,417.51) | (18,459.26) | (18,501.09) |
| (39,432.00) | (39,529.00) | (39,626.00) | (39,723.00) | (39,820.00) | (39,918.00) | (40,016.00) | (40,114.00) | (40,212.23) | (40,311.00) | (40,410.00) |
| (222,284.33) | (222,284.33) | (222,284.33) | (224,272.54) | (224,272.54) | (224,272.54) | (226,278.53) | (226,278.53) | (226,278.53) | (228,280.46) | (228,280.46) |
| (2,400,000.00) | (2,400,000.00) | (2,400,000.00) | (2,400,000.00) | (2,400,000.00) | (2,400,000.00) | (2,400,000.00) | - | - | - | - |
| (75,857.86) | (76,200.38) | (76,437.91) | (76,668.50) | (76,907.50) | (77,139.50) | (77,379.96) | (77,621.17) | (77,855.33) | (78,098.02) | (78,333.62) |
| - | - | - | - | - | - | - | - | - | - | - |
| (39,649.16) | (39,862.85) | (40,008.74) | (40,150.43) | (40,297.37) | (40,440.09) | (40,588.09) | (40,736.63) | (40,880.91) | (41,030.52) | (41,175.84) |
| (17,325.33) | (17,364.60) | (17,403.96) | (17,443.41) | (17,482.94) | (17,522.57) | (17,562.29) | (17,602.10) | (17,642.01) | (17,682.01) | (17,722.08) |
| (16,302.69) | (16,339.64) | (16,376.67) | (16,413.79) | (16,450.99) | (16,488.28) | (16,525.65) | (16,563.11) | (16,600.65) | (16,638.28) | (16,676.00) |
| (18,071.43) | (18,110.83) | (18,150.30) | (18,189.87) | (18,229.53) | (18,269.27) | (18,309.10) | (18,349.01) | (18,389.01) | (18,429.10) | (18,469.28) |
| (43,265.01) | (43,359.33) | (43,453.86) | (43,548.59) | (43,643.53) | (43,738.67) | (43,834.03) | (43,929.59) | (44,025.36) | (44,121.33) | (44,217.51) |
| (24,526.85) | (24,577.20) | (24,627.67) | (24,678.24) | (24,728.92) | (24,779.71) | (24,830.60) | (24,881.57) | (24,932.66) | (24,983.85) | (25,035.13) |
| (16,462.77) | (16,601.03) | (16,671.08) | (16,739.15) | (16,809.78) | (16,878.42) | (16,949.64) | (17,021.16) | (17,090.66) | (17,162.78) | (17,232.86) |
| (17,012.00) | (17,047.00) | (17,082.00) | (17,118.00) | (17,153.00) | (17,188.00) | (17,223.00) | (17,258.00) | (17,293.00) | (17,328.00) | (17,363.00) |
| (32,675.13) | (32,916.65) | (33,035.70) | (33,151.32) | (33,271.21) | (33,387.66) | (33,508.41) | (33,629.60) | (33,747.30) | (33,869.35) | (33,987.90) |
| (94,216.14) | (94,409.60) | (94,603.45) | (94,797.70) | (94,992.35) | (95,187.40) | (95,382.85) | (95,578.70) | (95,774.96) | (95,971.62) | (96,168.67) |
| (64,750.02) | (64,855.78) | (64,961.71) | (65,067.81) | (65,174.09) | (65,280.54) | (65,387.16) | (65,493.96) | (65,600.94) | (65,708.09) | (65,815.41) |
| (1,190,000.00) | (1,190,000.00) | (1,190,000.00) | (1,190,000.00) | (1,190,000.00) | (1,190,000.00) | (1,190,000.00) | - | - | - | - |
| (23,112.13) | (23,317.50) | (23,414.48) | (23,508.72) | (23,606.49) | (23,701.51) | (23,800.09) | (23,899.08) | (23,995.28) | (24,095.08) | (24,192.06) |
| (105,000.00) | (105,000.00) | (105,000.00) | (105,000.00) | (105,000.00) | (105,000.00) | (105,000.00) | (105,000.00) | (105,000.00) | (105,000.00) | (105,000.00) |
| (11,558.51) | (11,585.30) | (11,612.13) | (11,639.01) | (11,665.93) | (11,692.89) | (11,719.89) | (11,746.94) | (11,774.02) | (11,801.14) | (11,828.31) |
| (14,007.62) | (14,038.16) | (14,068.76) | (14,099.42) | (14,130.16) | (14,160.96) | (14,191.83) | (14,222.77) | (14,253.78) | (14,284.85) | (14,315.99) |
| (99,969.77) | (100,133.05) | (100,296.60) | (100,460.42) | (100,624.51) | (100,788.87) | (100,953.49) | (101,118.38) | (101,283.54) | (101,448.97) | (101,614.67) |

| | | | | | | | | | | |
|------------------------|------------------------|-----------------------|------------------------|------------------------|------------------------|------------------------|-----------------------|-----------------------|-----------------------|-----------------------|
| (134,126.00) | (134,345.00) | (134,565.00) | (134,785.00) | (135,005.00) | (135,225.00) | (135,446.00) | (135,667.00) | (135,889.00) | (136,111.00) | (136,333.00) |
| (7,439.73) | (7,520.61) | (7,555.13) | (7,588.68) | (7,623.51) | (7,657.37) | (7,692.52) | (7,727.82) | (7,762.14) | (7,797.77) | (7,832.40) |
| (620,000.00) | (620,000.00) | (620,000.00) | (620,000.00) | (620,000.00) | (620,000.00) | (620,000.00) | - | - | - | - |
| (10,082.28) | (10,098.75) | (10,115.24) | (10,131.76) | (10,148.30) | (10,164.88) | (10,181.48) | (10,198.11) | (10,214.76) | (10,231.45) | (10,248.16) |
| (115,000.00) | (115,000.00) | (115,000.00) | (115,000.00) | (115,000.00) | (115,000.00) | (115,000.00) | - | - | - | - |
| - | - | - | - | - | - | - | - | - | - | - |
| (20,892.87) | (20,979.95) | (21,067.19) | (21,154.59) | (21,242.13) | (21,329.83) | (21,417.70) | (21,505.72) | (21,593.88) | (21,682.21) | (21,770.69) |
| - | - | - | - | - | - | - | - | - | - | - |
| - | - | - | - | - | - | - | - | - | - | - |
| - | - | - | - | - | - | - | - | - | - | - |
| (90,000.00) | (95,000.00) | (95,000.00) | (95,000.00) | (95,000.00) | (95,000.00) | (95,000.00) | (95,000.00) | (95,000.00) | (95,000.00) | (95,000.00) |
| (26,224.23) | (26,224.23) | (26,224.23) | (26,224.23) | (26,749.52) | (26,749.52) | (26,847.15) | (26,847.15) | (27,148.78) | (27,251.18) | (27,350.65) |
| - | (135,000.00) | (135,000.00) | (135,000.00) | (135,000.00) | (135,000.00) | (135,000.00) | (135,000.00) | (135,000.00) | (135,000.00) | (135,000.00) |
| - | - | - | - | - | - | - | - | - | (17,297.32) | (18,940.87) |
| (170,000.00) | - | - | - | - | - | - | - | - | - | - |
| - | - | - | - | - | - | - | - | - | (40,603.87) | (46,456.82) |
| - | - | - | - | - | (80,451.87) | (80,451.87) | (98,608.32) | (107,724.92) | (108,028.35) | (108,332.63) |
| - | - | - | - | - | - | - | - | - | - | - |
| - | - | - | (125,000.00) | (125,000.00) | (125,000.00) | (125,000.00) | (125,000.00) | (125,000.00) | (125,000.00) | (125,000.00) |
| - | - | - | - | - | - | - | (1,210,000.00) | (1,210,000.00) | (1,210,000.00) | (1,210,000.00) |
| (5,799.12) | (5,799.12) | (5,799.12) | (5,799.12) | (5,799.12) | (5,799.12) | (5,799.12) | (5,799.12) | (5,799.12) | (5,799.12) | (5,799.12) |
| (1,430.28) | (1,430.28) | (1,430.28) | (1,430.28) | (1,430.28) | (1,430.28) | (1,430.28) | (1,430.28) | (1,430.28) | (1,430.28) | (1,430.28) |
| (11,297.07) | (11,297.07) | (11,297.07) | (11,297.07) | (11,297.07) | (11,297.07) | (11,297.07) | (11,297.07) | (11,297.08) | (11,297.07) | (11,297.07) |
| (3,759.84) | (3,759.84) | (3,759.84) | (3,759.84) | (3,759.84) | (3,759.84) | (3,759.84) | (3,759.84) | (3,759.84) | (3,759.84) | (3,759.84) |
| (32,636.04) | (32,636.04) | (32,636.04) | (32,636.04) | (32,636.04) | (32,636.04) | (32,636.04) | (32,636.04) | (32,636.04) | (32,636.04) | (32,636.04) |
| (6,025.08) | (6,025.08) | (6,025.08) | (6,025.08) | (6,025.08) | (6,025.08) | (6,025.08) | (6,025.08) | (6,025.08) | (6,025.08) | (6,025.08) |
| (7,531.44) | (7,531.44) | (7,531.44) | (7,531.44) | (7,531.44) | (7,531.44) | (7,531.44) | (7,531.44) | (7,531.44) | (7,531.44) | (7,531.44) |
| (7,029.24) | (7,029.24) | (7,029.24) | (7,029.24) | (7,029.24) | (7,029.24) | (7,029.24) | (7,029.24) | (7,029.24) | (7,029.24) | (7,029.24) |
| (2,460.24) | (2,460.24) | (2,460.24) | (2,460.24) | (2,460.24) | (2,460.24) | (2,460.24) | (2,460.24) | (2,460.24) | (2,460.24) | (2,460.24) |
| (9,359.28) | (9,359.28) | (9,359.28) | (9,359.28) | (9,359.28) | (9,359.28) | (9,359.28) | (9,359.28) | (9,359.28) | (9,359.28) | (9,359.28) |
| (2,095.20) | (2,095.20) | (2,095.20) | (2,095.20) | (2,095.20) | (2,095.20) | (2,095.20) | (2,095.20) | (2,095.20) | (2,095.20) | (2,095.20) |
| (14,518,249.39) | (14,492,083.21) | (7,367,765.15) | (10,704,511.54) | (11,314,618.31) | (10,321,898.02) | (10,632,189.37) | (8,093,911.09) | (8,426,173.64) | (8,320,146.24) | (8,334,805.34) |

| | | | | | | | | | | |
|--------------|--------------|--------------|--------------|--------------|--------------|----------------|----------------|--------------|----------------|----------------|
| - | - | - | - | - | - | - | - | - | - | - |
| (280,985.58) | (413,001.57) | (211,825.42) | (491,382.03) | (654,445.01) | (690,926.73) | (1,169,637.08) | (1,649,030.11) | (438,068.48) | (1,973,058.37) | (1,458,207.19) |
| (5,925.63) | (14,081.31) | (4,318.39) | (1,030.28) | (22,176.37) | (3,332.41) | (3,559.39) | (5,065.53) | (9,779.40) | (6,262.18) | (29,583.06) |
| (293,470.92) | (299,600.64) | (15,307.03) | (47,243.93) | (85,500.97) | (97,183.46) | (578,348.64) | (183,593.68) | (463,280.67) | (1,030,424.82) | (974,818.13) |
| - | - | (55,878.64) | (101,238.89) | (148,418.93) | - | - | - | - | - | - |
| - | - | - | - | - | - | - | - | - | - | - |
| - | - | - | - | - | - | - | - | - | - | - |
| - | - | - | - | - | - | - | - | - | - | - |
| - | - | - | - | - | - | - | - | - | - | - |

| | | | | | | | | | | | |
|-----------------------|-----------------------|-----------------------|-----------------------|-----------------------|-----------------------|-----------------------|-----------------------|-----------------------|-----------------------|-----------------------|-------------------|
| (206,509.32) | (309,764.00) | (429,328.00) | (858,656.00) | - | (103,449.33) | (206,898.66) | - | (450,116.88) | (408,343.23) | - | |
| - | - | - | - | - | - | - | - | - | - | - | |
| (2,036.79) | (2,036.79) | 5,667.38 | 5,667.38 | 5,667.38 | 4,071.95 | 5,667.38 | 4,140.80 | 2,535.95 | 5,667.38 | 4,163.21 | |
| - | - | - | - | - | - | - | - | - | - | - | |
| - | - | - | - | - | - | - | - | - | - | - | |
| (783,076.37) | (766,995.74) | (1,082,608.54) | (1,497,091.35) | (299,902.43) | (642,811.97) | (967,474.48) | (337,102.86) | (684,462.50) | (985,021.43) | (1,287,407.96) | |
| - | - | - | - | - | - | - | - | - | - | - | |
| (20,712.24) | (21,596.33) | (808.29) | (3,803.42) | (6,165.36) | (4,262.31) | (6,374.63) | (8,838.23) | (11,206.99) | (13,240.40) | (16,319.72) | |
| - | (4,364.95) | (5,435.20) | (4,444.23) | (4,521.90) | (5,487.43) | (4,291.23) | (5,662.36) | - | (4,393.09) | - | |
| - | - | (14,354.78) | - | - | - | - | (16,839.19) | - | - | (12,930.52) | |
| - | - | (3,474.89) | - | - | - | - | (3,719.93) | - | - | (3,550.29) | |
| - | (284.00) | (355.00) | (284.00) | (284.00) | (355.00) | (284.00) | (355.00) | - | (204.00) | - | |
| 365.69 | 365.69 | 365.69 | 365.69 | 365.69 | 365.69 | 365.69 | 365.69 | 365.69 | 365.69 | 365.69 | |
| (1,504.44) | (1,302.54) | (1,837.78) | (1,559.56) | (1,312.11) | (1,800.39) | (1,531.17) | (2,014.15) | (1,720.33) | (1,487.77) | (1,210.79) | |
| 16.59 | (6.95) | (54.03) | (106.82) | (106.82) | (54.03) | (42.95) | (59.25) | (22.54) | (11.90) | (11.90) | |
| (317.31) | (28.47) | (545.77) | (172.09) | 112.09 | (457.40) | (158.87) | 44.85 | (441.79) | 98.74 | 179.93 | |
| (9.17) | 37.00 | (28.55) | 13.99 | 119.05 | 34.12 | 72.22 | (14.18) | 32.56 | 90.52 | 155.14 | |
| (911.91) | (828.48) | (939.39) | (841.75) | (724.99) | (881.75) | (763.36) | (933.77) | (801.40) | (693.59) | (595.34) | |
| (493,958.85) | (433,571.48) | (961,987.29) | (968,170.90) | (644,145.03) | (817,531.60) | (661,936.66) | (830,226.14) | (460,542.19) | (688,335.18) | (429,093.79) | |
| (685,443.68) | (736,668.93) | (604,413.52) | (592,802.83) | (598,082.33) | (601,298.88) | (577,668.96) | (330,471.91) | (345,999.75) | (471,756.07) | (412,311.07) | |
| (182,777.35) | (253,216.95) | (151,110.14) | (198,177.53) | (269,927.08) | (186,196.02) | (229,746.62) | (110,228.93) | (188,662.65) | (245,048.90) | (145,429.37) | |
| (13,608.86) | (19,459.89) | (11,276.84) | (14,390.77) | (5,791.46) | (14,073.60) | (16,804.11) | (8,154.60) | (13,478.17) | (3,004.81) | (10,630.72) | |
| (160,969.45) | (195,541.29) | (232,529.42) | (260,614.99) | (277,967.82) | (241,429.75) | (232,923.17) | (213,620.63) | (233,312.82) | (238,252.26) | (136,805.67) | Variance |
| (3,131,835.59) | (3,471,947.62) | (3,782,383.84) | (5,035,964.31) | (3,013,208.40) | (3,407,060.30) | (4,652,338.69) | (3,701,379.11) | (3,298,962.36) | (6,063,315.67) | (4,914,041.55) | 242,867.13 |
| - | - | - | - | - | - | - | - | - | - | - | |
| - | - | - | - | - | - | - | - | - | - | - | |
| - | - | - | - | - | - | - | - | - | - | - | |
| - | - | - | - | - | - | - | - | - | - | - | |
| (21,407.95) | (20,923.95) | (24,815.00) | (24,311.33) | (28,402.01) | (31,315.01) | (28,370.01) | (29,627.04) | (28,482.04) | (25,383.95) | (16,245.65) | |
| (2,000.00) | (2,000.00) | (2,000.00) | (2,600.00) | (3,200.00) | (3,800.00) | (4,200.00) | (3,800.00) | (3,600.00) | (3,600.00) | (3,600.00) | |
| - | - | - | - | (205.63) | (205.63) | (205.63) | (205.63) | (205.63) | (205.63) | (205.63) | |
| (23,620.13) | (23,620.13) | (23,620.13) | (23,620.13) | (23,620.13) | (23,620.13) | (64,368.79) | (64,368.79) | (64,368.79) | (64,368.79) | (64,368.79) | |
| (225,677.00) | (227,863.00) | (227,893.00) | (236,732.00) | (258,593.00) | (294,671.00) | (304,252.00) | (306,498.00) | (314,358.96) | (16,847.13) | (39,810.90) | |
| (1,536.00) | (1,560.00) | (1,560.00) | (1,560.00) | (1,776.00) | (2,400.00) | (1,782.00) | (1,782.00) | (1,890.00) | (1,674.00) | (834.00) | |
| - | - | - | - | - | - | - | - | - | - | - | |
| (661.00) | (501.00) | (501.00) | (501.00) | (501.00) | (501.00) | (501.00) | (501.00) | (320.00) | (320.00) | (320.00) | |
| (20,038.00) | (21,613.00) | (20,653.00) | (30,701.00) | (32,949.00) | (38,556.00) | (43,210.00) | (40,122.00) | (41,462.00) | (45,019.00) | (16,934.37) | |
| - | - | - | - | - | - | - | - | - | - | - | |
| - | - | - | - | - | - | - | - | - | - | - | |
| (21,033.55) | (21,033.55) | (21,033.55) | (21,033.55) | (21,033.55) | (21,033.55) | (21,033.55) | (21,033.55) | (21,033.55) | (21,033.55) | (21,033.55) | Variance |

| | | | | | | | | | | | |
|---------------------|---------------------|---------------------|---------------------|---------------------|---------------------|---------------------|---------------------|---------------------|---------------------|---------------------|--------------------------|
| (315,973.63) | (319,114.63) | (322,075.68) | (341,059.01) | (370,280.32) | (416,102.32) | (467,922.98) | (467,938.01) | (475,720.97) | (178,452.05) | (163,352.89) | (242,867.13) |
| (17,966,058.61) | (18,283,145.46) | (11,472,224.67) | (16,081,534.86) | (14,698,107.03) | (14,145,060.64) | (15,752,451.04) | (12,263,228.21) | (12,200,856.97) | (14,561,913.96) | (13,412,199.78) | Variance 9,077,092.29 |
| - | - | - | - | - | - | - | - | - | - | - | - |
| 4,618,128.52 | 4,634,232.28 | 4,650,336.04 | 4,666,439.80 | 4,681,511.56 | 4,703,193.06 | 4,718,780.82 | 4,734,368.58 | 4,749,956.34 | 4,765,544.10 | 5,549,218.00 | |
| 460,664.95 | 460,664.95 | 460,664.95 | 460,664.95 | 460,664.95 | 460,664.95 | 460,664.95 | 460,664.95 | 460,664.95 | 460,664.95 | 506,772.91 | |
| 143,374.51 | 143,374.51 | 143,374.51 | 143,374.51 | 143,374.51 | 143,374.51 | 143,374.51 | 143,374.51 | 143,374.51 | 143,374.51 | 132,529.70 | |
| 5,222,167.98 | 5,238,271.74 | 5,254,375.50 | 5,270,479.26 | 5,285,551.02 | 5,307,232.52 | 5,322,820.28 | 5,338,408.04 | 5,353,995.80 | 5,369,583.56 | 6,188,520.61 | |
| (469,547.00) | (520,704.00) | (533,548.00) | (538,236.00) | (524,985.00) | (539,183.00) | (523,035.00) | (497,881.00) | (481,020.00) | (487,045.00) | (459,539.00) | |
| (366,636.08) | (373,868.88) | (366,702.46) | (359,553.73) | (347,284.00) | (340,135.27) | (332,986.54) | (329,138.81) | (321,990.08) | (314,841.35) | (308,451.62) | |
| - | - | - | - | - | - | - | - | - | - | - | |
| - | - | - | - | - | - | - | - | - | - | - | |
| - | - | - | - | - | - | - | - | - | - | - | |
| (19,270.39) | (42,220.87) | (40,139.97) | (38,059.07) | (35,978.17) | (33,897.27) | (31,816.37) | (29,735.47) | (27,654.57) | (25,573.67) | (23,492.77) | |
| - | - | - | - | - | - | - | - | - | - | - | |
| - | - | - | - | - | - | - | - | - | - | - | |
| (855,453.47) | (936,793.75) | (940,390.43) | (935,848.80) | (908,247.17) | (913,215.54) | (887,837.91) | (856,755.28) | (830,664.65) | (827,460.02) | (791,483.39) | |
| (12,896,706.34) | (12,991,652.01) | (12,732,597.68) | (12,827,543.35) | (12,573,489.02) | (12,437,334.69) | (12,532,280.36) | (12,627,226.03) | (12,429,171.70) | (12,524,117.37) | (15,423,508.00) | |
| - | - | - | - | - | - | - | - | - | - | - | |
| - | - | - | - | - | - | - | - | - | - | - | |
| (1,607,497.67) | (1,602,103.38) | (1,596,709.09) | (1,591,314.80) | (1,585,920.51) | (1,580,526.22) | (1,575,131.93) | (1,569,737.64) | (1,564,343.35) | (1,558,949.06) | (1,553,554.77) | |
| (903,906.95) | (900,991.12) | (898,075.29) | (895,159.46) | (892,243.63) | (889,327.80) | (886,411.97) | (883,496.14) | (880,580.31) | (877,664.48) | (874,748.65) | |
| (197,174.00) | (195,657.28) | (194,140.56) | (192,623.84) | (191,107.12) | (189,590.40) | (188,073.68) | (186,556.96) | (185,040.24) | (183,523.52) | (182,006.80) | |
| (115,039.89) | (114,698.52) | (114,357.15) | (114,015.78) | (113,674.41) | (113,333.04) | (112,991.67) | (112,650.30) | (112,308.93) | (111,967.56) | (111,626.19) | |
| (316,029.52) | (315,123.99) | (314,218.46) | (313,312.93) | (312,407.40) | (311,501.87) | (310,596.34) | (309,690.81) | (308,785.28) | (307,879.75) | (306,974.22) | |
| - | - | (81,952.40) | (81,724.75) | (81,497.10) | (81,269.45) | (81,041.80) | (80,814.15) | (80,586.50) | (80,358.85) | (80,131.20) | |
| (432,056.00) | (429,303.00) | (426,550.00) | (423,797.00) | (421,044.00) | (418,291.00) | (415,538.00) | (412,785.00) | (410,032.00) | (407,279.00) | (404,526.00) | |
| (246,109.06) | (246,109.06) | (246,109.06) | (246,109.06) | (246,109.06) | (246,109.06) | (246,109.06) | (246,109.06) | (246,109.06) | (246,109.06) | (246,109.06) | |
| (303,549.32) | (302,526.32) | (301,503.32) | (300,480.32) | (299,457.32) | (298,434.32) | (297,411.32) | (296,388.32) | (295,365.32) | (294,342.32) | (293,319.32) | |
| (161,423.59) | (161,423.59) | (161,423.59) | (161,423.59) | (161,423.59) | (161,423.59) | (161,423.59) | (161,423.59) | (161,423.59) | (161,423.59) | (161,423.59) | |
| - | - | - | - | - | - | - | - | - | - | - | |
| (22,315,960.21) | (22,315,960.21) | (22,315,960.21) | (22,315,960.21) | (22,315,960.21) | (22,315,960.21) | (22,315,960.21) | (22,315,960.21) | (22,315,960.21) | (22,315,960.21) | (21,430,626.44) | |
| (9,217,279.00) | (9,217,279.00) | (9,217,279.00) | (9,217,279.00) | (9,217,279.00) | (9,217,279.00) | (9,217,279.00) | (9,217,279.00) | (9,217,279.00) | (9,217,279.00) | (9,217,279.00) | |
| (303,549.32) | (302,526.32) | (301,503.32) | (300,480.32) | (299,457.32) | (298,434.32) | (297,411.32) | (296,388.32) | (295,365.32) | (294,342.32) | (293,319.32) | |
| 187,818.80 | 208,281.60 | 213,419.20 | 215,294.40 | 209,994.00 | 215,673.20 | 209,214.00 | 199,152.40 | 192,408.00 | 194,818.00 | 183,815.60 | |
| - | - | - | - | - | - | - | - | - | - | - | |
| 161,423.59 | 161,423.59 | 161,423.59 | 161,423.59 | 161,423.59 | 161,423.59 | 161,423.59 | 161,423.59 | 161,423.59 | 161,423.59 | 161,423.59 | |

| | | | | | | | | | | | |
|-------------------------|-------------------------|-------------------------|-------------------------|-------------------------|-------------------------|-------------------------|-------------------------|-------------------------|-------------------------|-------------------------|---------------|
| (57,404,218.50) | (57,455,658.54) | (57,581,445.78) | (57,607,121.82) | (57,475,256.37) | (57,475,256.37) | (57,521,420.14) | (58,175,359.17) | (59,118,434.34) | (59,138,038.57) | (60,657,199.52) | |
| (959,060.87) | (959,060.87) | (959,060.87) | (959,060.87) | (959,060.87) | (959,060.87) | (959,060.87) | (959,060.87) | (959,060.87) | (959,060.87) | (959,060.87) | |
| (398,349.91) | (398,349.91) | (398,349.91) | (398,349.91) | (398,349.91) | (398,349.91) | (398,349.91) | (398,349.91) | (398,349.91) | (398,349.91) | (398,349.91) | |
| (150,000.00) | (150,000.00) | (150,000.00) | (150,000.00) | (150,000.00) | (150,000.00) | (150,000.00) | (150,000.00) | (150,000.00) | (150,000.00) | (150,000.00) | |
| (82,387.53) | (82,387.53) | (82,387.53) | (82,387.53) | (87,316.36) | (87,316.36) | (87,316.36) | (87,316.36) | (87,316.36) | (87,316.36) | (92,245.15) | |
| (43,000.00) | (43,000.00) | (43,000.00) | (43,000.00) | (43,000.00) | (43,000.00) | (43,000.00) | (43,000.00) | (43,000.00) | (43,000.00) | (43,000.00) | |
| (119,367.38) | (119,367.38) | (119,367.38) | (128,241.97) | (128,241.97) | (128,241.97) | (128,241.97) | (128,241.97) | (128,241.97) | (128,241.97) | (137,116.56) | |
| (15,716.31) | (15,716.31) | (15,716.31) | (15,716.31) | (16,608.62) | (16,608.62) | (16,608.62) | (16,608.62) | (16,608.62) | (16,608.62) | (17,489.44) | |
| (600,000.00) | (600,000.00) | (600,000.00) | (600,000.00) | (600,000.00) | (600,000.00) | (600,000.00) | (600,000.00) | (600,000.00) | (600,000.00) | (600,000.00) | |
| (8,500.00) | (8,500.00) | (8,500.00) | (8,500.00) | (8,500.00) | (8,500.00) | (8,500.00) | (8,500.00) | (8,500.00) | (8,500.00) | (8,500.00) | |
| (148,434.95) | (148,434.95) | (148,434.95) | (148,434.95) | (148,434.95) | (148,434.95) | (148,434.95) | (148,434.95) | (148,434.95) | (148,434.95) | (148,434.95) | |
| (55,080.00) | (55,080.00) | (55,080.00) | (55,080.00) | (55,080.00) | (55,080.00) | (55,080.00) | (55,080.00) | (55,080.00) | (55,080.00) | (55,080.00) | |
| (62,600.00) | (62,600.00) | (62,600.00) | (62,600.00) | (62,600.00) | (62,600.00) | (62,600.00) | (62,600.00) | (62,600.00) | (62,600.00) | (62,600.00) | |
| (7,610.69) | (7,610.69) | (7,610.69) | (7,610.69) | (7,610.69) | (7,610.69) | (7,610.69) | (7,610.69) | (7,610.69) | (7,610.69) | (7,610.69) | |
| (55,365.80) | (55,365.80) | (55,365.80) | (55,365.80) | (55,365.80) | (55,365.80) | (55,365.80) | (55,365.80) | (55,365.80) | (55,365.80) | (55,365.80) | |
| (603,000.00) | (603,000.00) | (603,000.00) | (603,000.00) | (603,000.00) | (603,000.00) | (603,000.00) | (603,000.00) | (603,000.00) | (603,000.00) | (603,000.00) | |
| (82,592.00) | (82,592.00) | (82,592.00) | (82,592.00) | (82,592.00) | (82,592.00) | (82,592.00) | (82,592.00) | (82,592.00) | (82,592.00) | (82,592.00) | |
| (35,000.00) | (35,000.00) | (35,000.00) | (35,000.00) | (35,000.00) | (35,000.00) | (35,000.00) | (35,000.00) | (35,000.00) | (35,000.00) | (35,000.00) | |
| (422,611.50) | (422,611.50) | (422,611.50) | (422,611.50) | (422,611.50) | (422,611.50) | (422,611.50) | (422,611.50) | (422,611.50) | (422,611.50) | (422,611.50) | |
| (15,400.00) | (15,400.00) | (15,400.00) | (15,400.00) | (15,400.00) | (15,400.00) | (15,400.00) | (15,400.00) | (15,400.00) | (15,400.00) | (15,400.00) | |
| (84,300.00) | (84,300.00) | (84,300.00) | (84,300.00) | (84,300.00) | (84,300.00) | (84,300.00) | (84,300.00) | (84,300.00) | (84,300.00) | (84,300.00) | |
| (150,367.50) | (150,367.50) | (150,367.50) | (150,367.50) | (150,367.50) | (150,367.50) | (150,367.50) | (150,367.50) | (150,367.50) | (150,367.50) | (150,367.50) | |
| (19,200.00) | (19,200.00) | (19,200.00) | (19,200.00) | (19,200.00) | (19,200.00) | (19,200.00) | (19,200.00) | (19,200.00) | (19,200.00) | (19,200.00) | |
| (46,000.00) | (46,000.00) | (46,000.00) | (46,000.00) | (46,000.00) | (46,000.00) | (46,000.00) | (46,000.00) | (46,000.00) | (46,000.00) | (46,000.00) | |
| (264,981.00) | (266,244.00) | (266,244.00) | (268,770.00) | (268,770.00) | (269,612.00) | (269,612.00) | (269,612.00) | (269,612.00) | (269,612.00) | (269,612.00) | |
| (242,348.60) | (242,348.60) | (242,348.60) | (242,348.60) | (242,348.60) | (242,348.60) | (242,348.60) | (242,348.60) | (242,348.60) | (242,348.60) | (242,348.60) | |
| (18,900.00) | (18,900.00) | (18,900.00) | (18,900.00) | (18,900.00) | (18,900.00) | (18,900.00) | (18,900.00) | (18,900.00) | (18,900.00) | (18,900.00) | |
| (36,000.00) | (36,000.00) | (36,000.00) | (36,000.00) | (36,000.00) | (36,000.00) | (36,000.00) | (36,000.00) | (36,000.00) | (36,000.00) | (36,000.00) | |
| (20,690.39) | (20,690.39) | (20,690.39) | (20,690.39) | (20,690.39) | (20,690.39) | (20,690.39) | (20,690.39) | (20,690.39) | (20,690.39) | (20,690.39) | |
| (32,805.00) | (32,805.00) | (32,805.00) | (32,805.00) | (32,805.00) | (32,805.00) | (32,805.00) | (32,805.00) | (32,805.00) | (32,805.00) | (32,805.00) | |
| (68,650.00) | (68,650.00) | (68,650.00) | (68,650.00) | (68,650.00) | (68,650.00) | (68,650.00) | (68,650.00) | (68,650.00) | (68,650.00) | (68,650.00) | |
| (2,348,455.85) | (2,348,455.85) | (2,348,455.85) | (2,348,455.85) | (2,348,455.85) | (2,348,455.85) | (2,348,455.85) | (2,348,455.85) | (2,348,455.85) | (2,348,455.85) | (2,348,455.85) | |
| (4,536,626.39) | (4,536,626.39) | (4,536,626.39) | (4,536,626.39) | (4,536,626.39) | (4,536,626.39) | (4,536,626.39) | (4,536,626.39) | (4,536,626.39) | (4,536,626.39) | (4,536,626.39) | |
| (189,754.78) | (189,754.78) | (189,754.78) | (189,754.78) | (189,754.78) | (189,754.78) | (189,754.78) | (189,754.78) | (189,754.78) | (189,754.78) | (189,754.78) | |
| (84,000.00) | (84,000.00) | (84,000.00) | (84,000.00) | (84,000.00) | (84,000.00) | (84,000.00) | (84,000.00) | (84,000.00) | (84,000.00) | (84,000.00) | |
| (69,411,374.95) | (69,464,077.99) | (69,589,865.23) | (69,626,941.86) | (69,500,897.55) | (69,501,739.55) | (69,547,903.32) | (70,201,842.35) | (71,144,917.52) | (71,164,521.75) | (72,698,366.90) | |
| 14,616,495.52 | 14,722,989.27 | 14,829,629.00 | 14,936,317.38 | 15,041,934.61 | 15,148,347.16 | 15,254,858.60 | 15,364,661.03 | 15,842,794.93 | 15,954,526.72 | 16,078,126.38 | |
| (98,488,104.76) | (98,560,206.70) | (98,370,780.86) | (98,359,539.80) | (97,822,396.55) | (97,544,224.95) | (97,530,262.37) | (98,118,681.46) | (98,336,580.02) | (98,304,141.35) | (100,870,478.03) | |
| (107,724,361.80) | (107,828,671.26) | (107,671,452.94) | (107,692,419.40) | (107,185,419.67) | (106,950,611.07) | (106,967,824.01) | (107,587,418.62) | (107,836,492.70) | (107,835,229.55) | (111,968,914.03) | 9,204,049.52 |
| (333,481,947.19) | (333,295,450.07) | (333,378,953.22) | (337,937,189.07) | (337,170,198.10) | (339,244,817.89) | (341,606,140.25) | (356,996,654.11) | (357,223,375.22) | (359,470,351.94) | (362,945,226.33) | |
| (355,292,906.08) | (356,530,903.69) | (356,159,694.64) | (360,159,654.48) | (359,833,447.41) | (362,337,034.36) | (365,081,767.94) | (380,077,361.84) | (379,820,093.22) | (383,241,921.87) | (388,803,281.76) | 22,106,141.81 |

| PEU | PAC | Total | New Variance |
|----------------|----------------|----------------|--------------|
| (7,936,756.60) | (1,140,335.69) | (9,077,092.29) | 1,830.29 |

bove

| PEU | New Variance |
|--------------|--------------|
| (242,867.13) | - |

| PEU | New Variance |
|-----|--------------|
|-----|--------------|

| | |
|--------------|---|
| (242,867.13) | - |
|--------------|---|

| PEU | PAC | Total | New Variance |
|-----|-----|-------|--------------|
| | | | |

Pennichuck Water Works, Inc.
Accounts Excluded From MOERR

DW 22-032

Twelve Months 12/31/2020

| | | | | | | | | | | | | | | Test Year | |
|--------|-----------------------------------|-----------|-----------|-----------|-----------|-----------|-----------|------------|-----------|-----------|-----------|-----------|-----------|--|------------|
| | | | | | | | | | | | | | | <u>2020 Totals</u> | |
| 921002 | SENIOR MANAGEMENT VEHICLES | 162.92 | 24.99 | 24.99 | - | 49.98 | 201.29 | 381.04 | - | 49.98 | 93.13 | 25.25 | 258.08 | 1,271.65 | 1,271.65 |
| 921003 | SENIOR MGMT - FUEL PURCHASED | 373.18 | 350.06 | 326.30 | - | 240.87 | 127.67 | 223.02 | 280.52 | 252.19 | 188.34 | 97.67 | 224.74 | 2,684.56 | 2,684.56 |
| 921004 | SENIOR MGMT-VEH REGISTRATION | - | - | - | - | - | - | - | - | 149.20 | - | - | - | 149.20 | 149.20 |
| 923000 | OUTSIDE SERVICES | 19,591.85 | 19,340.92 | 18,301.43 | 20,094.22 | 19,980.01 | 52,889.22 | 22,133.88 | 21,767.65 | 24,646.44 | 42,849.99 | 26,355.56 | 38,152.67 | 326,103.84 | 326,103.84 |
| 926001 | OFFICER'S LIFE INSURANCE | 386.13 | 386.19 | 386.19 | 386.19 | 386.19 | 386.19 | 386.19 | 386.19 | 386.19 | 525.27 | 525.27 | 525.27 | 5,051.46 | 5,051.46 |
| 926500 | MISC EMPLOYEE BENEFITS | 849.95 | 224.25 | 277.84 | 224.25 | 100.00 | 808.09 | 284.38 | 224.25 | 224.25 | 3,384.11 | 1,194.66 | 901.77 | 8,697.80 | 8,697.80 |
| 926501 | MISC EMPLOYEE BENEFITS-WELLNESS | - | 33.27 | - | - | - | - | - | - | (5.00) | - | - | - | 28.27 | 28.27 |
| 926502 | MISC EMPLOYEE BENEFITS-ACTIVITIES | (67.00) | 1,493.97 | - | - | - | - | - | - | 1,203.81 | - | - | 72.41 | 2,703.19 | 2,703.19 |
| 926505 | EMPLOYEE RELATIONS | - | - | - | - | - | - | - | - | - | - | - | - | - | - |
| 926600 | TUITION REIMBURSEMENTS | 4,806.38 | - | - | - | - | 1,881.00 | 1,050.00 | - | 1,448.00 | 960.00 | - | 2,052.49 | 12,197.87 | 12,197.87 |
| 926610 | TRAINING EDUCATIONAL SEMINARS | 325.72 | 6,288.17 | 1,640.69 | 2,819.92 | 795.04 | 3,522.84 | (2,297.08) | 4,373.92 | 2,003.42 | 10,083.20 | 4,924.92 | 860.92 | 35,341.68 | 35,341.68 |
| 930100 | MEETINGS & CONVENTIONS | 745.00 | 770.00 | 372.00 | - | - | 202.58 | - | - | 4,305.00 | - | - | 295.00 | 6,689.58 | 6,689.58 |
| 930101 | MEMBERSHIPS | 2,371.56 | 2,461.56 | 2,387.72 | 2,358.64 | 2,478.39 | 1,901.14 | 1,634.64 | 2,179.64 | 1,579.64 | 1,573.44 | 1,230.54 | 7,186.56 | 29,343.47 | 29,343.47 |
| 930200 | PUBLIC RELATIONS | - | 11,857.30 | 12,669.49 | 5,521.70 | 792.19 | 465.61 | 1,754.50 | 1,180.00 | 732.50 | 220.00 | 458.85 | - | 35,652.14 | 35,652.14 |
| 930300 | MEALS | 50.26 | 21.81 | - | - | - | - | 27.62 | - | 54.27 | 65.73 | 119.96 | - | 339.65 | 339.65 |
| 930410 | CHARITABLE CONTRIBUTIONS | - | - | - | - | - | - | - | - | - | - | - | - | - | - |
| | | | | | | | | | | | | | | Total of Non RSF backed O&M Expenses - | 466,254.36 |

| | 1 | 2 | 3 | 4 | 5 | 6 | 7 | 8 | 9 | 10 | 11 | |
|--------------------------------|--------------------------------|---------------------|---------------------|---------------------|---------------------|---------------------|---------------------|---------------------|---------------------|---------------------|---------------------|---------------------|
| | Jan-20 | Feb-20 | Mar-20 | Apr-20 | May-20 | Jun-20 | Jul-20 | Aug-20 | Sep-20 | Oct-20 | Nov-20 | |
| Water Sales | | | | | | | | | | | | |
| 461000 | WATER SALES: BILLED REVENUE | (1,723,142.62) | (1,975,570.17) | (1,727,299.89) | (1,743,538.97) | (2,006,361.45) | (2,433,211.28) | (3,324,018.85) | (3,674,399.68) | (3,024,693.72) | (2,826,216.28) | (1,930,418.25) |
| 461001 | WATER SALES BILLED RECOUPMENT | - | - | - | - | - | - | - | - | - | - | - |
| 461100 | WATER SALES: UNBILLED REVENUE | (137,276.00) | 379,652.00 | (219,556.00) | (109,400.00) | 143,233.00 | (863,252.00) | (990,575.00) | 663,029.00 | (495.00) | 909,384.00 | 188,511.00 |
| 461200 | WATER SALES-UNBILLED RECOUPMNT | - | - | - | - | - | - | - | - | - | - | - |
| 471100 | QCPAC SURCHARGE | (83,918.99) | (94,094.23) | (83,988.18) | (84,733.97) | (95,960.84) | (115,311.09) | (148,981.79) | (163,055.73) | (136,799.14) | (128,767.67) | (92,424.90) |
| 467000 | INTERCONNECT - PEU | - | - | - | - | - | - | - | - | - | - | - |
| 460200 | CBFRR REVENUES | (644,086.00) | (644,086.00) | (644,086.00) | (644,086.00) | (644,086.00) | (644,086.00) | (644,086.00) | (644,086.00) | (644,086.00) | (644,086.00) | (644,086.00) |
| 460998 | CBFRR REVENUES - CONTRA | 644,086.00 | 644,086.00 | 644,086.00 | 644,086.00 | 644,086.00 | 644,086.00 | 644,086.00 | 644,086.00 | 644,086.00 | 644,086.00 | 644,086.00 |
| 462000 | FIRE PROTECTION REVENUE | (391,355.66) | (391,365.56) | (391,419.17) | (391,351.25) | (391,597.56) | (406,984.68) | (394,221.71) | (394,249.58) | (394,468.86) | (394,830.27) | (394,987.82) |
| | | 2,335,693.27 | 2,081,377.96 | 2,422,263.24 | 2,329,024.19 | 2,350,686.85 | 3,818,759.05 | 4,857,797.35 | 3,568,675.99 | 3,556,456.72 | 2,440,430.22 | 2,229,319.97 |
| 466000 | WATER SALES FOR RESALE | - | - | - | - | (1,026.00) | (2,538.00) | (2,331.00) | (2,052.00) | (999.00) | (1,296.00) | (405.00) |
| Other Operating Revenue | | | | | | | | | | | | |
| 415200 | JOBGING REVENUE | (16,597.36) | (8,085.06) | (19,733.76) | (7,350.47) | (19,196.27) | (11,790.93) | (22,515.65) | (22,827.07) | (28,297.27) | (21,341.59) | (8,790.44) |
| 474001 | FINANCE CHARGES | - | - | - | - | - | - | - | - | - | - | - |
| 471300 | MISC OPERATING REVENUE | (4,060.00) | (4,485.00) | (3,574.00) | (3,535.00) | (5,172.00) | (8,336.00) | (5,743.00) | (5,851.00) | (5,163.00) | (7,858.00) | (7,254.00) |
| 416000 | JOBGING EXPENSE | 5,632.16 | 1,762.87 | 7,873.81 | 3,313.34 | 7,917.51 | 9,152.46 | 11,773.38 | 8,470.36 | 19,170.30 | 8,348.50 | 937.19 |
| 472600 | LEASE INCOME | (1,010.14) | (1,010.14) | (1,010.14) | (1,040.45) | (1,040.45) | (1,040.45) | (1,040.45) | (1,040.45) | (1,040.45) | (1,040.45) | (1,040.45) |
| 474000 | OTHER WATER REVENUE | (9,067.61) | (9,072.36) | (9,077.90) | (9,085.03) | (9,087.01) | (9,117.50) | (9,113.54) | (9,118.30) | (9,116.32) | (9,113.54) | (9,103.25) |
| | | 25,102.95 | 20,889.69 | 25,521.99 | 17,697.61 | 26,578.22 | 21,132.42 | 26,639.26 | 30,366.46 | 24,446.74 | 31,005.08 | 25,250.95 |
| | Total Revenues | 2,360,796.22 | 2,102,267.65 | 2,447,785.23 | 2,346,721.80 | 2,378,291.07 | 3,842,429.47 | 4,886,767.61 | 3,601,094.45 | 3,581,902.46 | 2,472,731.30 | 2,254,975.92 |
| Production Expenses | | | | | | | | | | | | |
| 601100 | OTHER PROD LABOR: CORE | 3,342.59 | 3,365.13 | 4,931.67 | 2,169.69 | 3,584.29 | 5,676.22 | 5,190.00 | 3,973.10 | 2,576.88 | 2,040.03 | 2,720.04 |
| 601101 | OTHER PROD LABOR: COMM SYSTEMS | 1,079.64 | 761.06 | - | - | 576.43 | 2,324.53 | 1,733.45 | 542.66 | 178.95 | - | 357.90 |
| 601500 | OTHER PROD LABOR:SRCE/SUPPLY | 1,150.07 | 1,632.84 | 3,505.57 | 3,057.31 | 1,571.24 | 1,766.77 | 1,857.16 | 1,664.79 | 2,082.34 | 1,640.04 | 1,670.54 |
| 602000 | PURCH WATER: MILFORD-BARTLETT | 162.81 | 162.80 | 166.13 | 166.13 | 166.13 | 1,511.20 | 1,511.20 | 1,511.20 | 996.51 | 996.51 | 996.51 |
| 602400 | PURCHASED WATER: DREW WOODS | 8,555.11 | 8,555.11 | 9,698.95 | 9,698.95 | 9,698.95 | 17,215.50 | 17,215.50 | 42,059.84 | 12,601.70 | 28,789.31 | 12,601.70 |
| 602500 | PURCH WATER: GREATBROOK | 1,035.58 | 931.70 | 931.70 | 931.70 | 1,029.18 | 1,029.18 | 1,029.18 | 1,077.27 | 1,077.27 | 1,077.27 | 1,034.81 |
| 602502 | PURCH WATER: LITTLE POND | 1,658.44 | 1,551.27 | 1,199.14 | 1,199.14 | 2,896.61 | 5,346.21 | 19,125.21 | 9,173.71 | 11,363.04 | 10,704.71 | 5,958.61 |
| 602550 | PURCH WATER: SOUHEGAN WOODS | 107.07 | 107.07 | 108.74 | 107.07 | 160.61 | 160.61 | - | 176.58 | 176.58 | 176.58 | 1,587.15 |
| 602600 | PURCH WATER: GREENFIELD | 4,565.58 | 4,565.58 | 4,565.58 | 8,341.38 | 8,341.38 | 8,341.38 | 20,856.03 | 20,856.03 | 20,856.03 | 20,499.42 | 7,394.55 |
| 602670 | PURCH WATER: DONALD STREET | 4,343.04 | 3,874.64 | 3,991.74 | 3,874.64 | 4,460.14 | 9,846.74 | 23,079.04 | 19,917.34 | 21,908.04 | 22,259.34 | 8,090.24 |
| 602675 | PURCH WATER:FEDERAL HL-MILFORD | 764.19 | 764.19 | 764.19 | 956.34 | 956.34 | 956.34 | 965.03 | 965.03 | 965.03 | 574.98 | 574.98 |
| 602680 | PURCHASED WTR: ASHLEY COMMONS | 381.72 | 362.46 | 362.46 | 362.45 | 421.76 | 421.76 | 421.76 | 432.68 | 798.06 | 432.68 | 558.60 |
| 602900 | PURCH WATER: FRANCOUER TRUCKS | - | - | - | - | - | 4,040.00 | - | - | - | - | - |
| 603100 | OTHER PROD MATERIAL & EXPENSE | - | - | - | 90.00 | 217.12 | 124.46 | - | - | - | 379.40 | 61.58 |
| 603101 | TRT PLANT: OFFICE SUPPLIES | 726.92 | 1,196.29 | 1,307.99 | 1,896.61 | 1,826.53 | 1,520.60 | 469.81 | 873.75 | 1,087.13 | 1,621.43 | 2,457.68 |
| 610200 | SUPERINTENDENCE - WTP | 27,146.65 | 20,673.61 | 24,455.92 | 24,961.72 | 22,722.66 | 22,187.68 | 19,029.41 | 28,006.25 | 27,928.50 | 32,178.12 | 20,868.90 |
| 610300 | OFFICE SALARIES & WAGES: WTP | 26,654.26 | 23,583.04 | 25,762.36 | 26,347.88 | 24,534.07 | 26,984.33 | 16,921.33 | 11,536.10 | 15,290.25 | 16,014.83 | 16,525.73 |
| 623100 | POWER PURCHASED: TRT PLT ELEC | 40,677.23 | 33,871.92 | 34,500.79 | 37,510.86 | 64,887.68 | 91,101.74 | 80,061.25 | 74,612.92 | 59,585.88 | 46,714.57 | 34,849.28 |
| 623102 | POWER PURCHASED: BT ELECTRIC | 205.93 | 242.84 | 172.73 | 371.92 | 187.61 | 173.02 | 182.79 | 176.35 | 184.19 | 138.61 | 160.42 |
| 623103 | POWER PURCHASED: AVD ELECTRIC | 149.30 | 169.07 | 179.05 | 214.30 | 62.74 | 16.21 | 16.21 | 16.21 | 16.21 | 21.45 | 113.57 |
| 623110 | POWER PURCHASED: ATHERTON COMM | 158.86 | 176.59 | 149.25 | 66.06 | 86.01 | 118.83 | 115.69 | 115.39 | 103.04 | 88.51 | 79.88 |
| 623112 | POWER PURCHASED: RICHARDSON | - | - | - | - | - | - | - | - | - | - | - |
| 623113 | POWER PURCHASED: HI-LO | 488.04 | 479.82 | 506.18 | 508.70 | 399.33 | 324.19 | 186.36 | 164.07 | 171.18 | 153.02 | 226.24 |
| 623114 | POWER PURCHASED: TWIN RIDGE | 1,154.44 | 1,090.19 | 1,037.84 | 784.10 | 702.11 | 823.53 | 797.39 | 784.32 | 811.06 | 767.12 | 925.15 |
| 623115 | POWER PURCHASED: DREW | 1,833.99 | 1,804.98 | 1,793.94 | 1,741.29 | 1,309.88 | 2,327.43 | 2,693.99 | 2,666.07 | 2,608.83 | 2,321.61 | 1,815.68 |

| | | | | | | | | | | | | |
|--------|--------------------------------|-----------|-----------|-----------|-----------|-----------|-----------|-----------|-----------|-----------|-----------|-----------|
| 623116 | POWER PURCHASED: GLENN RIDGE | 801.18 | 746.47 | 851.09 | 752.38 | 525.58 | 577.86 | 543.96 | 498.24 | 558.50 | 571.04 | 564.33 |
| 623117 | POWER PURCHASED: ASHLEY COMMON | - | - | - | - | - | - | - | - | - | - | - |
| 623118 | POWER PURCHASED: BEDFORD | - | - | - | - | - | - | - | - | - | - | - |
| 623119 | POWER PURCHASED: GREATBROOK | - | - | - | - | - | - | - | - | - | - | - |
| 623120 | POWER PURCHASED: MAPLE HAVEN | 802.63 | 767.30 | 767.50 | 706.93 | 445.79 | 496.69 | 522.45 | 523.05 | 571.28 | 463.95 | 597.99 |
| 623121 | POWER PURCHASED: GLENWDLANDS | 680.75 | 604.65 | 591.73 | 460.21 | 352.35 | 394.84 | 418.96 | 344.77 | 349.57 | 349.71 | 606.54 |
| 623122 | POWER PURCHASED: COUNTY RD-BDF | 1,312.60 | 1,518.59 | 1,125.92 | 1,060.43 | 729.66 | 820.92 | 877.67 | 821.47 | 376.34 | 1,106.32 | 929.81 |
| 623123 | POWER PURCHASED:BOWERS LANDING | 866.50 | 832.28 | 647.57 | 398.38 | 383.92 | 432.64 | 431.83 | 411.27 | 421.00 | 383.08 | 1,241.55 |
| 623124 | POWER PURCH: PILGRIM CR-NASHUA | 551.48 | 488.69 | 351.94 | 349.23 | 254.17 | 252.72 | 237.63 | 214.59 | 232.85 | 259.62 | 294.92 |
| 623200 | POWER PURCHASED: MERR RIVER | 8,490.84 | 5,672.60 | 14,880.71 | 26,076.35 | 24,135.82 | 25,641.60 | 32,619.66 | 10,161.20 | 40,780.52 | 25,087.72 | 14,233.60 |
| 623210 | POWER PURCHASED: SNOW STA GAS | 63.61 | 54.48 | 54.48 | 60.12 | 56.36 | 57.75 | 62.26 | 55.55 | 55.55 | 55.54 | 65.12 |
| 623211 | BOOSTER STAT: TIMB - ELECTRIC | 7,111.79 | 6,435.07 | 6,964.23 | 6,511.28 | 5,489.60 | 9,888.26 | 11,357.47 | 10,605.47 | 10,263.47 | 9,123.90 | 6,260.72 |
| 623212 | BOOSTER STAT: ARMORY-ELECTRIC | 949.19 | 882.58 | 857.19 | 709.25 | 646.70 | 640.22 | 922.90 | 889.50 | 776.79 | 715.35 | 509.39 |
| 623240 | POWER PURCHASED: FOUNDERS VIL | 1,099.35 | 881.51 | 634.55 | 373.91 | 454.18 | 824.39 | 488.86 | 790.54 | 697.37 | 596.09 | 286.38 |
| 623252 | BOOSTER STAT: BADGER HILL-ELEC | 1,576.49 | 796.92 | 1,446.32 | 1,827.19 | 1,836.05 | 2,319.29 | 2,067.87 | 1,959.35 | 1,850.20 | 1,713.34 | 1,684.72 |
| 623278 | BOOSTER STAT: BOWERS LAND:ELEC | - | - | - | - | - | - | - | - | - | - | - |
| 623350 | BOOSTER STAT: COBURN ELECTRIC | 670.37 | 640.17 | 629.47 | 917.22 | 1,033.89 | 1,284.90 | 1,358.98 | 1,364.63 | 1,354.05 | 1,294.97 | 283.73 |
| 623362 | BOOSTER STAT: CABOT PRES-ELEC | 606.92 | 641.44 | 564.09 | 378.73 | 396.75 | 736.72 | 442.17 | 716.35 | 685.71 | 586.21 | 468.63 |
| 623372 | BOOSTER STAT: VALLEFIELD-ELEC | 788.19 | 723.97 | 791.16 | 362.09 | 390.83 | 431.95 | 389.35 | 399.26 | 448.80 | 420.58 | 566.39 |
| 623403 | BOOSTER STAT: ENGLISH WDS-ELEC | 419.68 | 494.09 | 478.51 | 378.19 | 259.53 | 357.15 | 338.55 | 429.27 | 201.31 | 219.17 | 310.46 |
| 623428 | BOOSTER STAT:INDIAN RCK-ELECT | 366.01 | 365.68 | 314.51 | 175.37 | 220.50 | 314.20 | 266.27 | 212.52 | 176.72 | 194.38 | 253.24 |
| 623450 | BOOSTER STAT: PWDR HILL-ELEC | 1,429.75 | 1,429.06 | 1,294.83 | 1,085.74 | 1,029.48 | 2,297.49 | 2,177.07 | 2,466.61 | 2,288.24 | 1,712.65 | 1,082.77 |
| 623478 | BOOSTER STAT:FEDERAL HILL-ELEC | 780.54 | 712.80 | 573.01 | 418.53 | 284.63 | 393.00 | 345.62 | 323.29 | 334.40 | 395.32 | 473.32 |
| 623500 | BOOSTER STAT: PINE HILL-ELECT | 697.35 | 851.48 | 801.80 | 1,382.62 | 2,603.46 | 2,521.02 | 2,218.34 | 2,240.34 | 1,460.90 | 1,191.11 | 305.72 |
| 623550 | BOOSTER STAT: AUTUMN WDS-ELEC | 1,506.82 | 1,372.27 | 1,511.51 | 1,388.78 | 557.74 | 1,211.46 | 1,235.75 | 1,097.56 | 1,192.17 | 942.61 | 1,046.86 |
| 623653 | BOOSTER STAT:SOUHEGAN WDS-ELEC | 850.41 | 799.36 | 762.25 | 611.05 | 555.37 | 663.53 | 584.11 | 621.13 | 689.37 | 671.99 | 351.17 |
| 623672 | BOOSTER STAT: DONALD ST-ELEC | 1,240.44 | 1,210.36 | 1,075.33 | 1,086.91 | 1,648.92 | 3,106.12 | 3,340.27 | 3,380.68 | 3,176.42 | 2,353.32 | 1,104.61 |
| 623702 | BOOSTER STAT: ORCHARD-ELECTRIC | 587.29 | 550.41 | 530.92 | 444.77 | 444.58 | 314.17 | 276.14 | 255.08 | 254.44 | 311.19 | 339.67 |
| 623751 | BOOSTER STAT: SKY MEADOW-ELEC | 1,531.20 | 1,273.95 | 1,184.64 | 1,178.28 | 1,256.33 | 1,472.59 | 1,760.00 | 1,604.59 | 1,729.37 | 1,448.87 | 1,214.70 |
| 623772 | BOOSTER STAT: GREAT BAY - ELEC | 688.54 | 714.01 | 637.47 | 588.18 | 400.68 | 277.56 | 609.23 | 468.35 | 386.97 | 428.72 | 715.86 |
| 623810 | BOOSTER STAT: DUNSTABLE-ELEC | 1,311.80 | 1,335.44 | 1,245.97 | 1,156.47 | 973.05 | 5,182.39 | 5,753.44 | 5,563.79 | 4,293.86 | 1,852.16 | 954.06 |
| 623851 | BOOSTER STAT: KESSLER-ELECTRIC | 352.65 | 369.57 | 333.58 | 268.29 | 309.70 | 208.95 | 262.37 | 219.64 | 215.02 | 233.10 | 233.18 |
| 623861 | BOOSTER STAT: SHAKESPEAR -ELEC | 526.15 | 491.62 | 457.15 | 399.65 | 277.31 | 445.66 | 527.08 | 590.17 | 553.10 | 298.09 | 290.97 |
| 623892 | BOOSTER STAT: SWEET HILL-ELECT | 770.47 | 241.82 | 432.79 | 388.50 | 206.43 | 233.62 | 349.97 | 348.14 | 359.92 | 363.46 | 373.74 |
| 623962 | BOOSTER STAT: MILFORD ELECTRIC | 1,074.79 | 1,565.51 | 1,083.04 | 929.26 | 848.14 | 1,875.94 | 2,058.07 | 1,367.02 | 1,702.55 | 1,382.01 | 1,235.13 |
| 623971 | BOOSTER STAT: SOUHEGAN - ELEC | 841.42 | 683.31 | 681.66 | 686.12 | 776.42 | 1,372.11 | 1,168.02 | 1,199.06 | 889.32 | 655.72 | 669.89 |
| 623975 | BOOSTER STAT: PILGRIM HL-ELECT | 254.57 | 253.23 | 239.71 | 251.76 | 194.21 | 188.09 | 194.21 | 184.73 | 195.07 | 190.07 | 114.08 |
| 623976 | BOOSTER STAT:TARA HEIGHTS | 844.02 | 828.01 | 733.92 | 633.78 | 521.20 | 385.50 | 417.59 | 407.87 | 414.27 | 412.12 | 755.76 |
| 623990 | BOOSTER STAT: E STREET ELECT | 279.53 | 276.10 | 218.08 | 160.19 | 158.63 | 1,053.32 | 644.83 | 2,058.82 | 1,195.22 | 808.59 | 409.15 |
| 623999 | POWER PURCHASED: CONSULTING | 165.00 | 165.00 | 165.00 | 165.00 | 165.00 | 165.00 | 165.00 | 165.00 | 165.00 | 165.00 | 165.00 |
| 624100 | OPER LABOR: TREATMENT PLANT | 25,839.45 | 24,670.88 | 25,904.83 | 25,433.97 | 25,526.68 | 25,306.08 | 28,137.24 | 26,190.43 | 25,699.83 | 26,120.89 | 26,189.03 |
| 626100 | OPER EXP T PLANT: MAT & EXP | 962.57 | 1,391.42 | 1,744.50 | 873.28 | 469.84 | 800.22 | 732.20 | 1,408.44 | 704.15 | 517.01 | 1,238.15 |
| 626110 | OPER EXP T PLANT: GAS/OIL | 6,891.47 | 6,488.36 | 5,623.82 | 4,822.64 | 2,899.11 | 1,208.39 | 717.04 | 496.87 | 510.86 | 610.20 | 2,003.19 |
| 626120 | OPER EXP T PLANT: PHONE | 1,363.34 | 1,074.13 | 1,095.87 | 1,030.42 | 1,142.03 | 1,101.25 | 824.84 | 798.53 | 798.53 | 1,411.18 | 809.35 |
| 626122 | OPER EXP T PLANT: HOUSEKEEPING | 196.23 | - | 380.35 | 178.64 | 404.47 | - | 56.90 | - | - | - | 177.33 |
| 626130 | OPER EXP WTP: SMALL TOOLS | 2,658.78 | 623.01 | 67.94 | - | 386.95 | 445.35 | 90.23 | 1,080.68 | 1,233.39 | 276.69 | 213.26 |
| 626200 | OPER EXP SNOW STA: MAT & EXP | - | - | - | - | - | - | - | - | - | - | - |
| 626300 | OPER EXP MERR RIVER: MAT & EXP | - | - | - | - | - | - | - | - | - | - | - |
| 631100 | MAINT STRUCT:T PLANT/D&M/SNOW | 3,410.30 | 4,799.40 | 3,584.09 | 4,706.45 | 3,971.28 | 3,937.28 | 1,505.96 | 1,943.20 | 2,874.64 | 3,731.56 | 3,509.81 |
| 631101 | MAINT STRUCT:COMM SYS/BOOSTERS | - | 112.65 | 75.82 | - | 376.28 | 416.78 | 3.98 | 56.28 | 59.61 | - | 829.61 |
| 631102 | MAINT OF STRUCT: CORE BOOSTERS | - | 110.57 | 261.54 | 1,815.00 | 54.51 | - | - | - | - | 31.08 | 650.00 |
| 631200 | MAINT STRUCT: SNOW STATION | - | - | - | - | - | - | - | - | - | - | - |
| 631500 | MAINT STRUCT: SRCE/SUPPLY | 6,428.52 | 2,280.75 | 1,382.98 | 876.28 | 4,459.31 | 5,205.95 | 4,247.13 | 4,068.17 | 5,684.20 | 4,992.53 | 639.48 |
| 633100 | MAINT PUMP EQUIP:TREATMENT PLT | 1,067.98 | 5,257.40 | 1,473.17 | 3,779.89 | 695.82 | 450.00 | 450.00 | 3,409.79 | 1,052.60 | 8,080.74 | 500.94 |
| 633106 | MAINT PUMP EQUIP: CORE SYSTEMS | - | 2,109.16 | 716.70 | 1,538.21 | 1,217.48 | 75.00 | 75.00 | - | 75.00 | 105.15 | 75.00 |
| 633110 | MAINT OF PUMP EQUIP: COMM SYS | - | 52.99 | 3,699.75 | - | 77.85 | 510.79 | - | 574.95 | - | 414.42 | 322.76 |

| | | | | | | | | | | | | |
|--------|---|-------------------|-------------------|-------------------|-------------------|-------------------|-------------------|-------------------|-------------------|-------------------|-------------------|-------------------|
| 633140 | MAINT CORE BOOSTER STAT: PHONE | - | - | - | - | - | - | - | - | - | - | - |
| 633150 | MAINT COMM BOOSTER STAT:PHONE | - | - | - | - | - | - | - | - | - | 184.27 | - |
| 633155 | MAIN COM BOOST ST:GAS/OIL/PROP | - | - | - | - | - | - | - | - | 939.00 | 285.61 | 1,798.42 |
| 633160 | MAINT CORE BOOST:GAS/OIL/PROP | 632.52 | 747.73 | 199.16 | 620.57 | 174.29 | 191.69 | 213.56 | 169.91 | 266.48 | 3,415.12 | 469.63 |
| 652300 | PWW-DUTY PAY (WTP) | 1,808.00 | 1,760.00 | 1,708.00 | 1,606.00 | 1,960.00 | 1,682.00 | 1,758.00 | 1,808.00 | 1,732.00 | 1,882.00 | 1,962.00 |
| 633198 | BOOST STAT GEN MAINT: COM SYS | 14,855.26 | 16,206.91 | 8,327.87 | 7,904.59 | 16,771.07 | 20,958.57 | 10,591.37 | 12,262.52 | 11,716.51 | 12,773.50 | 10,202.42 |
| 633199 | BOOSTER STATION GENERAL MAINT | 5,158.04 | 9,610.84 | 5,010.85 | 3,941.96 | 6,599.88 | 4,789.89 | 3,885.66 | 4,404.87 | 6,175.42 | 4,379.27 | 2,675.85 |
| 641110 | CHLORINE: TREATMENT PLANT | 2,146.08 | 2,192.92 | 2,767.01 | 2,819.45 | 4,447.48 | 7,264.64 | 6,422.63 | 7,652.40 | 2,985.35 | 3,258.34 | 2,750.17 |
| 641111 | CHLORINE: COMMUNITY SYSTEMS | 41.80 | 44.46 | 23.94 | 39.49 | 35.54 | 98.69 | 75.04 | 67.15 | 75.27 | 67.15 | 35.64 |
| 641120 | FERRIC CHLORIDE | 23,222.83 | 20,671.48 | 22,897.81 | 22,165.42 | 34,942.81 | 51,440.99 | 49,841.43 | 47,238.52 | 38,941.13 | 28,545.59 | 23,823.45 |
| 641130 | AMMONIUM SULFATE-COMM SYSTEMS | - | - | - | - | - | - | - | - | - | - | - |
| 641140 | POLYMERS | 876.05 | 876.05 | 1,362.75 | 486.70 | 1,654.76 | 2,141.46 | 2,238.80 | 1,849.44 | 1,460.09 | 1,168.07 | 888.23 |
| 641150 | CARBON DIOXIDE: GAS - CORE | - | - | - | - | - | - | - | - | - | - | - |
| 641160 | CORROSION INHIBITOR | 3,147.56 | 2,975.09 | 3,449.38 | 4,031.46 | 6,726.28 | 7,860.85 | 8,281.83 | 8,042.31 | 5,690.29 | 4,888.84 | 3,628.38 |
| 641161 | ZINC ORTHOPHOSPHATE-COMM SYS | - | - | - | - | - | - | - | - | - | - | - |
| 641165 | CHEMICALS: BON TERRAIN | - | - | - | - | - | - | - | - | - | - | - |
| 641170 | MISC TREATMENT CHEMICALS | - | 13,603.38 | - | (13,603.38) | - | - | 7,929.00 | - | - | - | - |
| 641190 | TKPP DRY | 1,554.86 | 1,554.86 | 1,410.63 | 1,533.30 | 2,882.59 | 3,741.24 | 3,261.27 | 3,138.85 | 2,708.02 | 1,846.38 | 1,803.51 |
| 641191 | ARSENIC MEDIA REPLACEMENT | - | - | - | 13,603.38 | - | - | - | - | 171.04 | 356.50 | 593.59 |
| 641201 | POLYPHOSPHATE: CORE | - | - | - | - | - | - | - | - | - | - | - |
| 641203 | POTASSIUM PERMAGATE | - | - | - | - | - | - | - | - | - | - | - |
| 641205 | SODIUM HYDROXIDE | 22,002.11 | 19,110.94 | 17,959.44 | 17,219.41 | 28,177.54 | 34,906.36 | 43,405.04 | 35,999.01 | 29,565.47 | 20,539.70 | 16,399.51 |
| 641206 | SALT | - | - | - | - | - | - | - | - | - | - | - |
| 641210 | SODIUM HEXAMETAPHOSPHATE | - | - | - | - | - | - | - | - | - | - | - |
| 641212 | POT ASH | - | - | - | - | - | - | - | - | - | - | - |
| 641220 | POLYPHOSPHATE-COMM SYSTEMS | 167.67 | 149.84 | 112.38 | 112.38 | 187.30 | 243.49 | 318.41 | 280.95 | 206.03 | 412.06 | 168.57 |
| 641221 | POTASSIUM PERMAGATE-COMM SYS | - | - | - | - | - | 149.67 | - | - | - | - | - |
| 641222 | SODIUM HYDROXIDE-COMM SYSTEMS | - | 19.11 | 6.27 | 18.81 | 37.92 | 38.51 | 32.04 | 38.23 | 18.84 | 18.84 | 18.84 |
| 641223 | SALT - COMMUNITY SYSTEMS | 1,016.25 | 626.16 | 552.97 | 845.72 | 1,179.14 | 634.30 | 601.77 | 742.87 | 511.56 | 277.19 | 586.18 |
| 641225 | POT ASH - COMMUNITY SYSTEMS | 479.40 | 479.70 | 586.30 | 586.30 | 799.50 | 1,536.13 | 1,189.29 | 991.07 | 1,494.07 | 1,445.88 | 385.57 |
| 642100 | PURIFICATION LABOR | 23,473.60 | 19,871.23 | 23,164.31 | 23,698.34 | 21,084.64 | 22,937.76 | 21,244.38 | 19,674.80 | 22,885.49 | 24,007.44 | 21,990.75 |
| 642160 | MAINT PURIF EUIP: CAUSTIC | - | - | - | - | - | - | - | - | - | - | - |
| 642200 | LABORATORY EXPENSE | 4,129.47 | 7,790.98 | 9,259.92 | 3,760.93 | 4,240.73 | 9,813.20 | 1,461.28 | 4,263.90 | 5,470.02 | 3,399.05 | 727.94 |
| 642201 | LABORTORY EXP-COMMUNITY SYSTEM | 539.04 | 985.78 | 937.83 | 718.50 | - | - | - | - | 157.52 | 472.56 | 315.04 |
| 642205 | LAB EXPENSE:OUTSIDE TEST-CORE | 1,965.70 | 4,706.50 | 7,726.40 | 6,211.80 | 6,589.00 | 7,577.49 | 6,797.06 | 11,134.08 | 7,565.38 | 11,212.20 | 4,373.20 |
| 642210 | LAB EXP: OUTSIDE TEST-COMM SYS | 1,249.60 | 2,314.48 | 3,458.40 | 1,732.20 | 671.40 | 1,701.40 | 1,891.00 | 2,190.40 | 1,806.40 | 3,471.32 | 3,913.40 |
| 643000 | WTP - NON-UNION VEHICLES | 2,135.74 | 317.34 | 287.12 | - | 141.04 | - | 1,768.56 | 423.12 | 135.76 | - | - |
| 643001 | WTP - UNION TRUCKS | 32.93 | 6,050.14 | - | 379.46 | 1,866.51 | 1,332.72 | 2,926.06 | 377.96 | 2,404.87 | 1,128.28 | 260.90 |
| 643002 | WTP - FUEL PURCHASED | 6,427.27 | 6,878.20 | 6,415.63 | 4,919.86 | 5,148.67 | 6,126.67 | 6,133.47 | 6,188.62 | 6,162.15 | 6,445.76 | 5,954.57 |
| 643004 | TRANSPORTATION EXP:CREDITS WTP | (24,095.50) | (22,357.50) | (23,050.50) | (17,737.50) | (23,900.25) | (28,233.50) | (26,617.50) | (23,352.00) | (24,522.75) | (25,956.00) | (20,454.00) |
| 643005 | WTP-VEH REGISTRATION:NON-UNION | 494.40 | - | - | - | - | - | - | - | 1,326.00 | - | - |
| 643006 | WTP-VEH REGISTRATION: UNION | - | - | - | - | - | - | - | - | 5,205.20 | - | - |
| 643007 | WTP-VEH REGISTRAT: TRAILERS | - | - | - | - | - | - | - | - | 172.00 | - | - |
| 643008 | WTP: TRAILERS | - | 111.12 | - | - | 55.80 | - | - | - | - | - | - |
| 652100 | MAINT PURIF EQU: TREAT PLANT | - | - | - | - | - | - | - | - | - | - | - |
| 652200 | MAINT PROC EQU: TRT PLANT | 6,688.01 | 7,794.83 | 5,205.46 | 8,618.99 | 5,329.20 | 4,179.90 | 4,525.66 | 7,352.17 | 14,660.00 | 4,743.82 | 5,674.84 |
| 652201 | MAINT PROC EQ: TP SLUDGE REMOV | 21,055.79 | 19,654.00 | 16,944.24 | 16,675.70 | 30,319.18 | 45,142.15 | 41,746.08 | 38,972.75 | 30,477.41 | 21,564.83 | 26,093.41 |
| 652220 | MAINT OF PROC EQ: SCADA & OTHR | 313.96 | 449.93 | 338.04 | 336.74 | 2,998.36 | 839.01 | 1,870.69 | 1,935.30 | 819.87 | 2,648.63 | 2,421.34 |
| 652221 | MAINT PROC EQUIP:SCADA-COM SYS | 1,838.38 | 1,579.18 | 688.54 | 545.19 | 5,566.33 | 2,021.73 | 2,918.43 | 3,951.74 | 618.55 | 618.54 | 510.19 |
| 926610 | TRAINING EDUCATIONAL SEMINARS | 436.25 | 1,313.52 | 241.48 | - | 252.91 | 904.42 | 1,088.98 | 44.69 | 290.70 | 2,764.06 | 299.08 |
| 926700 | VAC,HOL, BOOT ALLOW-TRT PLT | 23,816.80 | 18,116.02 | 9,400.03 | 3,990.81 | 15,187.30 | 80,206.19 | 23,007.45 | 18,165.48 | 24,516.02 | 24,511.32 | 40,715.00 |
| | | 365,660.29 | 362,767.94 | 339,408.57 | 342,916.74 | 425,430.29 | 604,862.79 | 558,539.00 | 532,297.01 | 508,162.31 | 461,614.18 | 360,766.43 |
| | Transmission & Distribution Expenses | | | | | | | | | | | |
| 660000 | SUPERINTENDENCE: OPERATIONS | 25,363.47 | 21,843.69 | 24,897.60 | 24,958.54 | 24,000.38 | 24,116.83 | 22,114.25 | 23,232.14 | 21,973.87 | 24,776.44 | 23,038.78 |
| 660300 | OFFICE SALARIES & WAGES: OPS | 17,798.23 | 16,637.25 | 18,139.08 | 18,435.15 | 16,778.42 | 17,123.12 | 17,890.51 | 17,158.00 | 16,742.62 | 18,974.25 | 16,736.54 |
| 662003 | MISC GEN EXPENSE/OPERATIONS | 4,104.80 | 1,851.51 | 8,378.74 | 4,873.43 | 7,058.96 | 1,819.57 | 8,220.57 | 4,525.49 | 6,536.99 | 2,833.77 | 5,476.13 |

| | | | | | | | | | | | | |
|--------|--------------------------------|-------------|-------------|-------------|-------------|-------------|-------------|-------------|-------------|-------------|-------------|-------------|
| 662004 | MISC T&D MATERIALS & SUPPLIES | 2,937.74 | 599.86 | 1,070.94 | - | 40.02 | 35.53 | 769.85 | - | 23.63 | 79.98 | 112.52 |
| 662005 | MISC GEN EXP: OPS DOT PHYSICAL | 447.77 | 560.21 | 138.97 | 811.08 | 365.00 | - | 783.50 | 237.30 | 288.00 | 1,016.52 | 1,096.40 |
| 662006 | TRAINING UNION | 790.15 | 13,759.33 | 8,105.53 | 225.23 | 128.59 | 222.13 | 902.06 | 515.15 | 1,261.73 | 2,861.55 | 4,883.10 |
| 663100 | METER OPERATING LABOR & EXP | 32,258.08 | 28,328.34 | 19,815.56 | 5,381.25 | 4,987.03 | 6,043.00 | 3,869.03 | 12,545.97 | 23,212.29 | 17,613.96 | 11,310.73 |
| 663101 | MOLE: METER REMOVAL | 162.97 | 457.04 | 497.79 | 1,597.37 | 5,005.88 | 825.94 | - | 110.24 | 641.70 | 2,977.24 | 2,227.48 |
| 663102 | MOLE: DPAC | - | - | - | - | - | - | - | - | - | - | - |
| 663200 | METER OPER LABOR & EXP-COM SYS | - | - | - | - | - | - | - | - | - | - | - |
| 663201 | MOLE:METER REMOVAL-COMM SYSTEM | - | - | - | - | - | - | - | - | - | - | - |
| 664200 | OTHER EXPENSE ON CUST PREMISIS | 3,363.54 | 4,166.28 | 259.86 | - | 1,850.63 | 1,288.32 | 2,701.08 | 940.62 | 6,781.98 | 3,594.12 | 545.34 |
| 664201 | OTHER EXP ON CUST PREM-COM SYS | - | - | - | - | - | - | - | - | - | - | - |
| 665000 | STORES EXPENSE | 4,523.22 | 4,421.48 | 3,909.18 | 1,713.60 | 1,713.60 | 2,484.72 | 3,712.80 | 4,569.60 | 5,778.68 | 11,165.23 | 4,321.36 |
| 665087 | TRANS/EXP CONST/MAINT VEH #87 | - | - | - | - | - | - | - | - | - | - | - |
| 665100 | SMALL TOOLS EXPENSE | 1,593.59 | 2,374.45 | 496.63 | 526.27 | 674.47 | 2,239.24 | 2,922.01 | 1,662.70 | 2,636.00 | 1,425.67 | 239.61 |
| 665101 | OPS - UNION TRUCKS | 13,504.61 | 8,439.31 | 1,890.42 | 5,854.41 | 4,799.92 | 7,383.40 | 5,909.16 | 6,680.15 | 4,636.27 | 14,291.21 | 1,535.99 |
| 665102 | OPS - NON-UNION VEHICLES | - | - | 50.91 | - | - | - | 208.92 | - | - | - | - |
| 665103 | OPS - BOOM TRUCK | - | - | - | - | - | 141.04 | 716.95 | - | - | - | - |
| 665104 | OPS - BACKHOES | 67.88 | 587.79 | - | 1,363.91 | 83.12 | 176.30 | 333.58 | 1,843.30 | 291.30 | 974.05 | - |
| 665105 | OPS - DUMP TRUCKS | 1,320.22 | 1,030.60 | 434.06 | 193.93 | 2,124.44 | 5,983.68 | 169.70 | 6,746.82 | 277.00 | 793.97 | 1,281.36 |
| 665106 | NORTH COUNTRY - UNION TRUCKS | 437.16 | - | 823.92 | - | - | - | - | 244.92 | 9,013.72 | 149.96 | 693.08 |
| 665107 | NORTH COUNTRY - NON-UNION VEH | - | - | 770.97 | 502.03 | - | - | - | 335.20 | - | - | - |
| 665108 | OPS - TRAILERS | - | - | - | - | - | 67.88 | 101.82 | - | 906.95 | 443.63 | 164.43 |
| 665110 | OPS-VEH REGISTRAT:NON-UNION VE | - | - | - | - | - | - | - | - | 313.40 | - | - |
| 665111 | OPS-VEH REGISTRAT:UNION TRUCKS | - | - | - | - | - | - | - | - | 13,071.04 | 1,646.40 | - |
| 665112 | OPS-VEH REGISTRAT: BOOM TRUCK | - | - | - | - | - | - | - | - | 419.88 | - | - |
| 665113 | OPS-VEH REGISTRAT: BACKHOES | - | - | - | - | - | - | - | - | 272.00 | - | - |
| 665114 | OPS-VEH REGISTRAT: DUMP TRUCKS | - | - | - | - | - | - | - | - | 5,086.60 | - | - |
| 665115 | OPS-VEH REGISTRAT:NC-NON-UNION | - | - | - | - | - | - | - | - | - | - | - |
| 665116 | OPS-VEH REGISTRAT: NC-UNION | - | - | - | - | - | - | - | 938.00 | 1,211.56 | - | - |
| 665117 | OPS-VEH REGISTRAT: TRAILERS | 600.00 | - | - | - | - | - | - | - | 2,139.00 | - | - |
| 665118 | OPS-VEH REGISTRATION:COMPRESS | - | - | - | - | - | - | - | - | 107.00 | - | - |
| 665119 | OPS: REGISTRATION-NC TRAILERS | - | - | - | - | - | - | - | - | 179.00 | - | - |
| 665200 | TRANS/EXP PAC MAINT VEH #200 | - | - | - | - | - | - | - | - | - | - | - |
| 665201 | TRANS/EXP PAC VEHICILE #201 | - | - | - | - | - | - | - | - | - | - | - |
| 665250 | TRANS/EXP: MISCELLANEOUS | 10,384.50 | 3,378.34 | 5,795.67 | 3,267.39 | 7,622.23 | 7,965.90 | 9,921.39 | 3,832.94 | 8,733.75 | 7,467.00 | 8,530.85 |
| 665400 | FUEL PURCHASED: GAS/DIESEL | 7,487.92 | 6,113.75 | 7,617.76 | 9,106.87 | 10,088.16 | 8,853.77 | 8,146.27 | 7,106.37 | 9,014.82 | 8,378.53 | 7,355.45 |
| 665410 | MOTOR OIL | 2,988.53 | - | - | - | - | - | - | - | - | - | - |
| 665480 | VACTOR MACHINE | - | - | - | - | - | - | - | - | - | - | - |
| 665500 | COMPRESSOR EXPENSE | - | - | - | - | - | - | - | - | - | 33.94 | - |
| 665700 | TRANS/EXP: CREDITS | - | - | - | - | - | - | - | - | - | - | - |
| 665701 | TRANS/EXP TRUCK (CREDIT) | (37,006.00) | (26,702.00) | (40,278.75) | (39,183.00) | (48,042.25) | (48,663.38) | (47,133.96) | (41,389.74) | (50,577.40) | (42,906.14) | (34,307.69) |
| 665702 | TRANS/EXP BACKHOE (CREDIT) | (2,063.25) | (1,769.25) | (2,992.50) | (4,347.00) | (4,609.50) | (4,472.75) | (5,056.00) | (2,784.00) | (5,344.00) | (3,780.00) | (3,008.00) |
| 665703 | TRANS/EXP COMPRESSOR (CREDIT) | - | - | - | - | - | (114.00) | - | (627.00) | - | - | - |
| 665999 | INVENTORY ADJUSTMENT | - | - | - | - | - | - | - | - | - | - | - |
| 662007 | EMPLOYEE RELATIONS | 595.20 | 2,044.48 | 407.64 | 779.16 | 1,081.07 | 1,010.10 | - | 52.89 | 450.58 | 179.92 | 1,067.27 |
| 673001 | MAINT MAINS: REPAIRS | 7,517.80 | 3,325.05 | 10,813.07 | 13,463.64 | 15,068.92 | 9,520.81 | 15,804.49 | 12,027.08 | 51,151.05 | 10,725.22 | 12,690.72 |
| 673002 | MAINT MAINS: GATE PROGRAM | 5,051.98 | 6,617.62 | 14,499.92 | 35,993.39 | 117,079.02 | 31,038.40 | 53,525.07 | 50,825.94 | 31,623.58 | 20,464.02 | 7,291.02 |
| 673003 | MAINT MAINS: FLUSHING LN | 3,747.46 | 723.07 | 7,333.03 | 41,091.49 | 59,546.29 | 16,577.89 | 5,451.65 | 1,579.57 | 1,542.33 | 400.09 | 7,228.30 |
| 673004 | MAINT GATES: INSPECTION | 28,537.55 | 15,455.63 | 8,952.94 | 1,421.52 | 903.71 | 4,966.35 | 6,964.48 | 9,866.99 | 7,820.34 | 15,437.64 | 5,045.19 |
| 673005 | MAINT GATES: INSPECTION | - | - | - | - | 76.31 | - | - | - | - | - | - |
| 673010 | MAINT MAINS:REPAIRS-COMM SYS | - | - | - | - | - | - | - | - | - | - | - |
| 673012 | MAINT MAINS:GATE PROG-COMM SYS | - | - | - | - | - | - | - | - | - | - | - |
| 673013 | MAINT MAINS:FLUSHING-COMM SYS | - | - | - | - | - | - | - | - | - | - | - |
| 673111 | UNION LABOR: CLEARING | (4,523.51) | 2,411.58 | 569.78 | 7,314.29 | 1,352.78 | (1,708.23) | (1,138.86) | (3,602.68) | 4,854.37 | 4,671.07 | 5,005.48 |
| 673140 | MAINT GATES-INSPECTIONS-COMSYS | - | - | - | - | - | - | - | - | - | - | - |
| 673222 | CONTRACTOR: CLEARING | 1,194.64 | 3,087.87 | 1,243.32 | (1,755.34) | 681.39 | 12,419.88 | (2,344.83) | (1,289.85) | 4,503.42 | (1,805.40) | 11,340.50 |
| 673900 | MAINT OF MAINS: W HOLLIS PRV | 16.21 | 16.21 | 16.21 | 16.21 | 16.21 | 16.21 | 16.21 | 16.21 | 16.21 | 16.21 | 16.21 |

| | | | | | | | | | | | | |
|--------|--|-------------------|-------------------|-------------------|-------------------|-------------------|-------------------|-------------------|-------------------|-------------------|-------------------|-------------------|
| 675000 | MAINTENANCE: SERVICES | 28,770.80 | 18,065.47 | 35,187.26 | 16,885.40 | 31,217.60 | 52,062.07 | 57,370.23 | 30,506.87 | 51,281.49 | 33,638.57 | 52,706.73 |
| 675001 | MAINT: SERVICES - COMM SYSTEMS | - | - | - | - | - | - | - | - | - | - | - |
| 676000 | MAINTENANCE: METERS | 1,140.48 | 505.24 | 816.14 | 143.47 | 131.82 | 325.63 | 1,147.03 | 2,391.58 | 1,224.32 | 556.25 | 559.99 |
| 676001 | MAINT: METERS - COMM SYSTEMS | - | - | - | - | - | - | - | - | - | - | - |
| 677000 | MAINTENANCE: HYDRANTS | - | - | - | 166.63 | - | - | - | - | - | - | - |
| 677001 | MAINTENANCE: HYDRANTS-REPAIRS | 14,166.03 | 3,395.81 | 3,591.03 | 3,768.90 | 3,434.67 | 14,030.23 | 7,786.44 | 10,139.48 | 3,996.33 | 3,084.15 | 9,699.51 |
| 677002 | MAINTENANCE: HYDRANTS-PAINTING | - | - | - | - | 210.77 | 8,859.92 | 12,109.38 | 4,577.14 | - | - | - |
| 677003 | MAINTENANCE: HYDRANTS-INSPECTN | 317.92 | 239.14 | 14,129.88 | 3,866.66 | 793.51 | 8,869.01 | 6,913.32 | 2,575.24 | 108.70 | 72.12 | 345.58 |
| 677011 | MAINT: HYDRANTS-COMM SYSTEMS | - | - | - | - | - | - | - | - | - | - | - |
| 677012 | MAINT HYDRANTS:PAINT-COMM SYS | - | - | - | - | - | - | - | - | - | - | - |
| 662100 | PWW-DUTY PAY (WTP) | 4,507.04 | 4,120.00 | 4,340.14 | 3,864.00 | 4,720.00 | 3,896.48 | 4,290.00 | 4,316.00 | 4,310.40 | 4,340.00 | 4,874.00 |
| 677013 | MAINT HYDRANTS:INSPECT-COM SYS | - | - | - | - | - | - | - | - | - | - | - |
| 678000 | MONITOR CONTRACTORS MARKING | 11,693.80 | 10,830.75 | 10,519.20 | 10,270.22 | 8,225.95 | 13,789.24 | 17,734.01 | 12,153.54 | 10,151.90 | 8,199.99 | 9,733.09 |
| 678001 | MONITOR CONTR MARKING-COMM SYS | - | - | - | - | - | - | - | - | - | - | - |
| 678950 | MAINT: MISC GENERAL EQUIPMENT | 3,085.44 | 3,142.85 | 3,835.28 | 806.36 | 1,853.06 | 3,059.17 | 3,965.47 | 3,956.38 | 3,324.66 | 1,991.57 | 1,621.57 |
| 921200 | RENTAL EXP PARKING: WILL ST | - | - | - | - | - | - | - | - | - | - | - |
| 921300 | OFFICE SUPPLY & EXP- WILL ST | 1,086.27 | 871.05 | 1,342.53 | 1,321.76 | 1,453.50 | 1,150.95 | 516.97 | 2,207.19 | 751.92 | 1,034.69 | 1,545.48 |
| 921310 | OFFICE EXPENSE: WILL ST-GAS | 1,428.18 | 1,302.04 | 1,411.12 | 777.08 | 378.79 | 187.40 | 181.15 | 144.67 | 161.78 | 233.36 | 503.23 |
| 921320 | OFFICE EXPENSE: WILL ST-ELECT | 3,456.51 | 3,181.26 | 2,536.44 | 2,496.63 | 2,054.40 | 2,022.43 | 2,376.69 | 2,420.77 | 2,150.07 | 2,111.96 | 2,547.74 |
| 921330 | OFFICE EXPENSE: WILL ST-PHONE | 3,053.71 | 3,539.68 | 2,963.95 | 3,344.32 | 3,439.48 | 2,083.21 | 4,688.49 | 2,856.02 | 3,283.06 | 2,380.20 | 2,392.49 |
| 926002 | EMP BENEFIT-BOOTS,VAC,HOL-OPS | 41,716.71 | 37,754.86 | 23,862.20 | 13,740.95 | 22,926.01 | 119,178.79 | 53,524.57 | 32,581.10 | 36,957.97 | 31,908.05 | 58,945.87 |
| 950120 | MAINTENANCE: GARAGE | 7,529.91 | 15,075.48 | 10,142.48 | 10,029.17 | 10,762.81 | 7,638.23 | 11,087.98 | 8,290.15 | 10,974.69 | 9,891.39 | 7,661.73 |
| 950130 | MAINTENANCE: METER SHOP | - | - | - | - | - | - | - | - | - | - | - |
| | | 255,155.26 | 221,783.12 | 218,335.90 | 205,086.37 | 322,077.17 | 344,514.41 | 299,173.43 | 237,016.45 | 316,268.55 | 224,342.35 | 255,055.16 |
| | Engineering Expense | | | | | | | | | | | |
| 660001 | ENGINEERING VEHICLES | (0.76) | 440.09 | 1,407.69 | 1,238.91 | 1,019.50 | 893.54 | 1,793.45 | 2,708.16 | 2,828.09 | 166.04 | 1,001.06 |
| 660002 | ENGINEERING - FUEL PURCHASED | 1,376.26 | 1,468.17 | 1,636.52 | 676.71 | 754.93 | 1,242.42 | 1,516.08 | 1,732.57 | 1,478.92 | 1,326.75 | 1,553.40 |
| 660003 | ENGINEERING-VEH REGISTRATION | - | - | - | - | - | - | - | - | 3,828.20 | 879.00 | - |
| 660200 | SALARIES & WAGES - ENGINEERING | 122,144.36 | 98,637.82 | 110,300.91 | 113,350.58 | 109,414.49 | 126,352.12 | 123,263.63 | 116,216.31 | 111,982.24 | 121,876.37 | 112,150.23 |
| 922000 | MISC EXP: TRNSF-CR (OVERHEAD) | (41,471.86) | (38,320.26) | (52,901.05) | (87,211.41) | (63,804.20) | (66,442.42) | (55,476.38) | (56,731.12) | (62,204.72) | (82,287.76) | (57,005.00) |
| 662001 | ENGINEERING DEPT: EXPENSE | 547.35 | 371.66 | 2,087.18 | 531.35 | 1,222.25 | 1,193.59 | 1,492.70 | 1,694.64 | 1,576.39 | 2,777.74 | 1,958.23 |
| | | 82,595.35 | 62,597.48 | 62,531.25 | 28,586.14 | 48,606.97 | 63,239.25 | 72,589.48 | 65,620.56 | 59,489.12 | 44,738.14 | 59,657.92 |
| | Customer Accounts & Collection Expenses | | | | | | | | | | | |
| 902000 | CUSTOMER ORDS: COLLECTIONS | - | - | - | - | - | - | - | - | - | - | - |
| 903000 | CUSTOMER ORDS: COLLECTIONS | 2,863.59 | - | (576.80) | - | - | - | - | - | - | - | - |
| 902001 | METER READING | 1,088.70 | 1,495.14 | 2,066.70 | 834.67 | 1,855.00 | 1,688.97 | 1,161.28 | 1,763.27 | 1,159.72 | 1,709.58 | 1,464.98 |
| 902002 | WATER BAN: COMMUNITY SYSTEMS | - | - | - | - | - | - | - | - | - | - | - |
| 902003 | EMPLOY BENEF-BOOTS/VACA/HOL-CS | - | - | - | - | - | - | - | - | - | - | - |
| 902004 | SICK - CUST SERVICE - UNION | - | - | - | - | - | - | - | - | - | - | - |
| 903004 | SICK - CUST SERVICE - UNION | 171.36 | - | - | - | - | - | - | - | - | - | - |
| 902010 | CUST ORDS:COLLECTIONS-COM SYS | - | - | - | - | - | - | - | - | - | - | - |
| 902011 | METER READING: COMM SYSTEMS | - | - | - | - | - | - | - | - | - | - | - |
| 902096 | METER READING-EXCEPT: COMM SYS | - | - | - | - | - | - | - | - | - | 27.50 | 44.00 |
| 902097 | METER READING-TRANSF: COMM SYS | - | - | - | - | - | - | - | - | - | - | - |
| 902098 | METER READING: TRANSFERS | 3,013.29 | 2,406.89 | 3,185.55 | 2,763.95 | 2,668.82 | 3,439.74 | 4,257.01 | 4,038.99 | 4,218.27 | 4,276.54 | 3,740.18 |
| 902099 | METER READING: EXCEPTIONS | 960.13 | 756.72 | 626.27 | - | 489.92 | 1,451.60 | 907.26 | 1,279.64 | 1,172.66 | 1,143.80 | 966.38 |
| 902100 | BILLING & ACCOUNTING | - | - | - | - | - | - | - | - | - | - | - |
| 903100 | BILLING & ACCOUNTING | 13,431.82 | 20,807.97 | 33,110.00 | 42,664.56 | 23,326.51 | 24,226.81 | 27,126.04 | 30,626.29 | 31,397.47 | 19,257.71 | 43,217.78 |
| 921140 | COURIER & EXPRESS MAIL EXPENSE | - | - | - | 92.77 | - | - | - | - | - | - | - |
| 930200 | PUBLIC RELATIONS | - | - | 477.76 | 12.50 | 302.90 | 147.38 | 6,538.96 | 45.50 | 661.55 | 142.10 | - |
| 902400 | WATER BAN | - | - | - | - | 1,928.46 | 3,182.20 | 281.17 | 9,360.32 | 14,193.76 | 52.50 | - |
| 920001 | WAGES: REVENUE & CUSTOMER OPER | 107,720.71 | 88,492.05 | 102,638.25 | 106,162.71 | 101,714.32 | 104,333.87 | 97,300.99 | 92,912.33 | 97,205.68 | 104,064.88 | 99,501.15 |
| 903003 | EMPLOYEE BENEFITS:BOOTS/VACATION | 1,160.31 | - | - | - | - | - | - | - | - | - | - |
| 904000 | UNCOLLECTABLE ACCOUNTS | 1,570.35 | 1,721.64 | (4,542.93) | 317.56 | (164.15) | 236.31 | - | (10.72) | 1,091.67 | 15,468.48 | 1,520.16 |
| | | 131,980.26 | 115,680.41 | 136,984.80 | 152,848.72 | 132,121.78 | 138,706.88 | 137,572.71 | 140,015.62 | 151,100.78 | 146,143.09 | 150,454.63 |
| | Administrative and General Expense | | | | | | | | | | | |

| | | | | | | | | | | | | |
|--------|-----------------------------------|-------------|-------------|-------------|-------------|-------------|-------------|-------------|-------------|-------------|-------------|-------------|
| 920000 | SALARIES & WAGES - ADMIN | 18,403.30 | 15,263.13 | 16,943.36 | 17,313.85 | 16,526.79 | 17,069.62 | 17,303.58 | 15,828.13 | 15,828.09 | 13,666.00 | 15,449.77 |
| 920001 | WAGES: REVENUE & CUSTOMER OPER | - | - | - | - | - | - | - | - | - | - | - |
| 920002 | SALARIES & WAGES: ACCOUNTING | 70,976.87 | 58,829.21 | 62,718.80 | 63,151.31 | 59,934.53 | 60,891.86 | 59,931.88 | 57,381.23 | 63,065.21 | 70,271.34 | 59,058.62 |
| 920003 | SALARIES & WAGES: IS | - | - | - | - | - | - | - | - | - | - | - |
| 920004 | SALARIES & WAGES: PWS | 12,451.92 | 11,808.50 | 13,552.91 | 13,862.37 | 13,256.58 | 13,832.53 | 23,487.00 | 18,929.38 | 22,871.57 | 8,504.21 | 6,283.65 |
| 920005 | SALARIES & WAGES: PWS ADMIN | - | - | - | - | - | - | - | - | - | - | - |
| 920100 | OFFICERS SALARIES & WAGES | 51,173.69 | 38,261.59 | 42,749.14 | 45,720.83 | 42,046.80 | 43,956.25 | 39,267.52 | 41,377.18 | 38,882.48 | 44,772.41 | 39,915.12 |
| 920200 | OFFICER'S SALARIES TRXF OUT | - | - | - | - | - | - | - | - | - | - | - |
| 921000 | OFFICE SUPPLIES & EXPENSE | 4,962.41 | 1,565.27 | 3,381.97 | 801.54 | 594.90 | 933.09 | 1,051.64 | 1,614.31 | 1,398.70 | 2,537.08 | 2,298.40 |
| 921001 | TRANS/EXP MAIN OFFICE - VEH #1 | - | - | - | - | - | - | - | - | - | - | - |
| 921002 | SENIOR MANAGEMENT VEHICLES | 162.92 | 24.99 | 24.99 | - | 49.98 | 201.29 | 381.04 | - | 49.98 | 93.13 | 25.25 |
| 921003 | SENIOR MGMT - FUEL PURCHASED | 373.18 | 350.06 | 326.30 | - | 240.87 | 127.67 | 223.02 | 280.52 | 252.19 | 188.34 | 97.67 |
| 921004 | SENIOR MGMT-VEH REGISTRATION | - | - | - | - | - | - | - | - | 149.20 | - | - |
| 921130 | OFFICE EQUIP: RENTAL/LEASE EXP | 4,637.72 | 5,108.16 | 2,544.62 | 3,563.30 | 2,983.92 | 6,639.30 | 6,607.48 | 4,005.84 | 6,872.01 | 5,513.49 | 2,982.02 |
| 921131 | VEHICLE LEASES | - | - | - | - | - | - | - | - | - | - | - |
| 921133 | IT VEHICLE EXPENSE-FUEL | - | - | - | - | - | - | - | - | - | - | - |
| 921134 | IT VEHICLE EXPENSE-REGISTRATION | - | - | - | - | - | - | - | - | - | - | - |
| 921132 | IT VEHICLE EXPENSE | - | - | - | - | - | - | - | - | - | - | - |
| 921140 | COURIER & EXPRESS MAIL EXPENSE | - | - | - | - | - | - | - | - | - | - | - |
| 921150 | RENTAL EXPENSE: HECOP III | 27,790.75 | 27,790.75 | 27,790.75 | 27,790.75 | 27,790.75 | 27,790.75 | 27,790.75 | 28,199.44 | 28,199.44 | 28,199.44 | 28,199.44 |
| 921160 | OFFICE EXP: MANCHESTR ST-PHONE | - | - | - | - | - | - | - | - | - | - | - |
| 921170 | OFFICE EXPENSE: MANCH ST ELECT | 3,223.37 | 3,016.35 | 2,942.67 | 2,665.53 | 2,759.21 | 3,651.13 | 3,846.29 | 3,832.40 | 3,299.09 | 2,800.31 | 2,119.43 |
| 921180 | OFFICE EXPENSE: NASHUA ELECTRIC | - | - | - | - | - | - | - | - | - | - | - |
| 921190 | OFFICE EXPENSE: NASHUA OTHER UTIL | - | - | - | - | - | - | - | - | - | - | 820.42 |
| 922000 | MISC EXP: TRNSF-CR (OVERHEAD) | (502.80) | (668.47) | (488.60) | (791.82) | (491.99) | (709.98) | (956.78) | (872.30) | (1,654.76) | (675.53) | (855.53) |
| 922200 | LABOR: OVERHEAD | (65,114.53) | (58,480.56) | (66,945.27) | (56,652.01) | (55,116.69) | (73,755.09) | (72,013.76) | (65,702.50) | (95,143.45) | (90,735.51) | (69,768.81) |
| 923000 | OUTSIDE SERVICES | 19,545.85 | 19,127.97 | 17,677.43 | 17,664.22 | 19,506.01 | 52,881.22 | 21,902.67 | 21,759.65 | 22,388.44 | 36,423.00 | 26,347.56 |
| 924000 | INSURANCE EXPENSE | 51,209.08 | 49,186.70 | 49,186.70 | 68,079.56 | 20,046.51 | 5,314.50 | 48,147.25 | 48,295.88 | 48,462.62 | 47,985.57 | 48,274.91 |
| 926001 | OFFICER'S LIFE INSURANCE | 386.13 | 386.19 | 386.19 | 386.19 | 386.19 | 386.19 | 386.19 | 386.19 | 386.19 | 525.27 | 525.27 |
| 926100 | SICKNESS & FUNERAL PAY | - | - | - | - | - | - | - | - | - | - | - |
| 926200 | PENSION- DB PLAN | 124,516.50 | 124,516.50 | 124,516.50 | 124,516.50 | 124,516.50 | 124,516.50 | 124,516.50 | 124,516.50 | 124,516.50 | 124,516.50 | 124,516.50 |
| 926250 | GROUP PENSION: 401K | 26,369.93 | 21,361.70 | 22,961.28 | 21,930.61 | 9,830.57 | 22,891.21 | 28,219.95 | 22,156.83 | 23,167.27 | 28,681.59 | 22,290.11 |
| 926255 | EARLY RETIREE HEALTH EXPENSE | - | - | - | - | - | - | - | - | - | - | - |
| 926260 | POST-65 RETIREMENT HEALTH EXP | 23,244.00 | 23,244.00 | 23,244.00 | 23,244.00 | 23,244.00 | 29,337.74 | 23,244.00 | 23,244.00 | 23,244.00 | 23,244.00 | 23,244.00 |
| 926300 | EMPLOYEE SERVICE AWARDS | - | - | - | - | - | - | - | - | - | - | - |
| 926400 | GROUP HEALTH INSURANCE | 180,493.04 | 154,669.06 | 156,101.42 | 148,405.14 | 151,498.17 | 124,706.95 | 143,542.81 | 156,758.20 | 142,277.47 | 125,839.17 | 150,265.32 |
| 926401 | HEALTH INSURANCE:OPT OUT | - | - | - | - | - | 11,500.00 | 136.97 | - | - | - | - |
| 926410 | GROUP DENTAL | 18,235.39 | 17,121.68 | 17,666.05 | 17,757.26 | 17,826.39 | 17,637.51 | 8,605.49 | 17,668.70 | 17,190.81 | 17,673.51 | 17,391.96 |
| 926420 | GROUP LIFE/DISABILITY INSURANC | 3,335.00 | 3,308.50 | 3,306.50 | 3,363.50 | 3,288.00 | 3,308.50 | 3,333.00 | 3,335.00 | 3,310.50 | 3,312.50 | 3,288.00 |
| 926440 | EMPLOYEE BENEFITS/ SECTION 125 | - | - | - | - | - | - | - | - | - | - | - |
| 926500 | MISC EMPLOYEE BENEFITS | 849.95 | 224.25 | 277.84 | 224.25 | 100.00 | 808.09 | 284.38 | 224.25 | 224.25 | 3,384.11 | 1,194.66 |
| 926501 | MISC EMPLOYEE BENEFITS-WELLNESS | - | 33.27 | - | - | - | - | - | - | (5.00) | - | - |
| 926502 | MISC EMPLOYEE BENEFITS-ACTIVITIES | (67.00) | 1,493.97 | - | - | - | - | - | - | 1,203.81 | - | - |
| 926503 | MISC EMPLOYEE BENEFITS-SAFETY | 1,903.84 | 694.00 | 1,950.04 | - | - | - | 700.50 | 1,092.99 | - | 230.96 | - |
| 926505 | EMPLOYEE RELATIONS | - | - | - | - | - | - | - | - | - | - | - |
| 926600 | TUITION REIMBURSEMENTS | 4,806.38 | - | - | - | - | 1,881.00 | 1,050.00 | - | 1,448.00 | 960.00 | - |
| 926610 | TRAINING EDUCATIONAL SEMINARS | 325.72 | 6,288.17 | 1,640.69 | 2,819.92 | 795.04 | 3,522.84 | (2,297.08) | 4,373.92 | 2,003.42 | 10,083.20 | 4,924.92 |
| 926801 | SUP BEN: SUP EXE RETIRE PLAN | - | - | 15,977.00 | - | - | (3,414.00) | - | - | 5,026.00 | - | - |
| 928000 | REGULATORY COMMISSION EXPENSE | 10,489.67 | 10,489.67 | 10,489.66 | 10,489.67 | 10,489.67 | 10,489.66 | 10,489.66 | 6,947.01 | 19,391.66 | - | 10,673.34 |
| 930100 | MEETINGS & CONVENTIONS | 745.00 | 770.00 | 372.00 | - | - | 202.58 | - | - | 4,305.00 | - | - |
| 930101 | MEMBERSHIPS | 2,371.56 | 2,461.56 | 2,387.72 | 2,358.64 | 2,478.39 | 1,901.14 | 1,634.64 | 2,179.64 | 1,579.64 | 1,573.44 | 1,230.54 |
| 930102 | LICENSING FEES | 1,031.67 | 1,146.00 | 1,031.67 | 1,106.67 | 1,031.67 | 1,181.67 | 1,031.67 | 1,283.67 | 1,133.67 | 1,351.67 | 1,031.67 |
| 930200 | PUBLIC RELATIONS | - | 11,857.30 | 12,581.84 | 5,487.70 | - | - | 980.00 | 1,180.00 | - | - | - |
| 930300 | MEALS | 50.26 | 21.81 | - | - | - | - | 27.62 | - | 54.27 | 65.73 | 119.96 |
| 930400 | MISCELLANEOUS GENERAL EXPENSE | - | 232.51 | 579.87 | - | (579.87) | - | 1,062.74 | 1,413.71 | 1,936.60 | 12.32 | 1,117.28 |
| 930405 | MISC GEN EXP: RECRUITMENT FEES | 387.00 | 695.75 | 734.00 | 744.75 | 2,225.75 | 862.50 | 321.25 | 230.00 | 13,181.50 | (11,149.00) | 1,424.50 |

| | | | | | | | | | | | | |
|--------|------------------------------------|---------------------|---------------------|---------------------|---------------------|---------------------|---------------------|---------------------|---------------------|---------------------|---------------------|---------------------|
| 930410 | CHARITABLE CONTRIBUTIONS | - | - | - | - | - | - | - | - | - | - | - |
| 950100 | MAINTENANCE: OFFICE PROPERTY | 100.00 | 100.00 | 295.00 | 100.00 | - | 100.00 | 100.00 | 100.00 | 100.00 | 100.00 | 100.00 |
| 950110 | MAINTENANCE: MANCHESTER STREET | 1,035.35 | 2,733.33 | 1,577.53 | 3,472.83 | 518.49 | 886.56 | 625.55 | 1,536.65 | 9,052.18 | 643.90 | 1,471.05 |
| 950200 | MAINT: OFFICE FURNT & EQUIP | - | - | - | - | - | - | - | - | - | - | - |
| 950300 | MAINT: COMMUNICATION EQUIP | - | - | - | - | - | - | - | - | - | - | - |
| 950400 | MAINT: MISC GENERAL EQUIP | - | - | - | - | - | - | - | - | - | - | - |
| 950500 | MAINT: COMPUTER EQUIPMENT | - | - | - | - | - | - | - | - | - | - | - |
| | | 599,903.12 | 555,032.87 | 570,482.57 | 569,577.06 | 497,777.13 | 511,530.78 | 524,965.42 | 543,556.42 | 549,648.55 | 500,592.15 | 526,057.00 |
| | IS Expenses | | | | | | | | | | | |
| 920003 | SALARIES & WAGES: IS | 47,928.91 | 40,333.91 | 44,860.20 | 46,617.01 | 43,707.21 | 44,069.73 | 39,926.62 | 38,756.05 | 39,718.03 | 44,119.11 | 44,144.13 |
| 922000 | MISC EXP: TRNSF-CR (OVERHEAD) | (625.92) | (2,631.15) | (750.51) | (4,093.68) | (763.32) | (1,419.56) | (2,091.00) | (1,438.32) | (1,493.64) | (7,080.96) | (7,858.79) |
| 921000 | OFFICE SUPPLIES & EXPENSE | 31.50 | - | - | - | - | - | - | - | 1,231.31 | 230.56 | - |
| 921132 | IT VEHICLE EXPENSE | - | - | - | - | - | - | 33.94 | - | - | - | - |
| 921133 | IT VEHICLE EXPENSE-FUEL | - | 33.50 | - | - | - | - | - | - | - | - | - |
| 921134 | IT VEHICLE EXPENSE-REGISTRATION | - | - | - | - | - | - | - | - | - | - | - |
| 921160 | OFFICE EXP: MANCHESTR ST-PHONE | 1,393.07 | 1,904.79 | 1,952.41 | 2,430.27 | 3,505.90 | 2,082.18 | 1,933.30 | 1,713.85 | 1,820.64 | 1,908.95 | 2,018.09 |
| 950300 | MAINT: COMMUNICATION EQUIP | 2,772.82 | 2,698.99 | 3,428.85 | 2,655.07 | 2,653.52 | 2,689.85 | 4,526.93 | 3,556.24 | 5,013.82 | 4,076.56 | 7,287.09 |
| 950500 | MAINT: COMPUTER EQUIPMENT | 41,200.23 | 41,770.99 | 45,189.68 | 43,074.91 | 45,280.17 | 45,666.66 | 44,307.50 | 49,110.08 | 49,829.37 | 56,805.32 | 55,538.57 |
| | | 92,700.61 | 84,111.03 | 94,680.63 | 90,683.58 | 94,383.48 | 93,088.86 | 88,637.29 | 91,697.90 | 96,119.53 | 100,059.54 | 101,129.09 |
| | Inter Div Management Fee | | | | | | | | | | | |
| 930500 | INTERCOMPANY MGMT FEE: PCP | 18,131.00 | 19,227.00 | 18,039.00 | 18,117.00 | 18,648.00 | 20,254.00 | 20,231.00 | 19,923.00 | 20,195.00 | 18,802.00 | 18,173.00 |
| 930510 | INTCO MGMT FEE:TSC/PWS/PAC/PEU | (313,007.00) | (281,601.00) | (309,914.00) | (301,292.00) | (264,520.00) | (318,481.00) | (294,025.00) | (297,472.00) | (283,928.00) | (325,326.00) | (286,914.00) |
| 930520 | INTERCO MGT:INSIDE GEN COUNSEL | - | - | - | - | - | - | - | - | - | - | - |
| | Total Operating Expenses | 1,233,118.89 | 1,139,598.85 | 1,130,548.72 | 1,106,523.61 | 1,274,524.82 | 1,457,715.97 | 1,407,683.33 | 1,332,654.96 | 1,417,055.84 | 1,170,965.45 | 1,184,379.23 |
| | Depreciation Expense | | | | | | | | | | | |
| 403000 | DEPRECIATION EXPENSE | 511,877.25 | 511,755.58 | 511,867.71 | 511,711.93 | 511,314.18 | 515,668.94 | 510,380.20 | 510,930.13 | 511,374.07 | 512,619.96 | 517,623.96 |
| 406100 | AMORT OF BON TERRAIN ACQ ADJ | (849.62) | (849.62) | (849.62) | (849.62) | (849.62) | (849.62) | (849.62) | (849.62) | (849.62) | (849.62) | (849.62) |
| 406101 | AMORT OF SOUHEGAN WDS ACQ ADJ | (1,402.51) | (1,402.51) | (1,402.52) | (1,402.52) | (1,402.51) | (1,402.52) | (1,402.51) | (1,402.51) | (1,402.52) | (1,402.52) | (1,402.51) |
| | | 509,625.12 | 509,503.45 | 509,615.57 | 509,459.79 | 509,062.05 | 513,416.80 | 508,128.07 | 508,678.00 | 509,121.93 | 510,367.82 | 515,371.83 |
| | Amortization Expense: CIAC | | | | | | | | | | | |
| 405300 | AMORTIZATION EXPENSE: CIAC | (67,946.32) | (67,999.89) | (68,044.04) | (68,174.59) | (68,201.30) | (67,244.26) | (67,922.87) | (67,969.59) | (68,022.07) | (68,077.22) | (68,145.14) |
| | | (67,946.32) | (67,999.89) | (68,044.04) | (68,174.59) | (68,201.30) | (67,244.26) | (67,922.87) | (67,969.59) | (68,022.07) | (68,077.22) | (68,145.14) |
| | Amortization Expense | | | | | | | | | | | |
| 407320 | AMORT EXP - DEFERRED CHARGES | (1,590.38) | 10,938.46 | 10,938.66 | 10,938.41 | 10,938.48 | 10,938.62 | 10,938.52 | 10,938.46 | 10,938.68 | 10,938.38 | 10,864.62 |
| 407100 | AMORT: ACQUISITION PREMIUM | 156,533.92 | 160,894.58 | 160,894.57 | 160,894.58 | 160,894.58 | 160,894.58 | 160,894.58 | 160,894.58 | 160,894.57 | 160,894.58 | 160,894.58 |
| | | 154,943.54 | 171,833.04 | 171,833.23 | 171,832.99 | 171,833.06 | 171,833.20 | 171,833.10 | 171,833.04 | 171,833.25 | 171,832.96 | 171,759.20 |
| 414000 | GAIN FROM ARRA LOAN FORGIVNESS | (5,273.67) | (5,273.67) | (5,273.67) | (5,273.67) | (5,273.67) | (5,273.67) | (5,273.67) | (5,273.67) | (5,273.67) | (5,273.67) | (5,273.67) |
| 414100 | GAIN ON DISP/UTIL PROP-PAPP ND | - | - | - | - | - | - | - | - | - | - | - |
| 921161 | RENT EXP-HECOP III FITUP ALLOW | - | - | - | - | - | - | - | - | - | - | - |
| | Taxes Other than Income Tax | | | | | | | | | | | |
| 408110 | LOCAL PROPERTY TAXES | 308,392.44 | 308,392.44 | 308,392.38 | 308,392.45 | 308,392.45 | 378,696.37 | 331,826.76 | 331,826.76 | 329,169.32 | 332,524.64 | 514,253.34 |
| 408120 | MEDICARE TAX EXPENSE | 11,666.18 | 10,185.96 | 11,254.01 | 11,531.73 | 11,198.57 | 9,403.03 | 15,217.35 | 11,348.04 | 12,227.98 | 11,846.18 | 11,212.90 |
| 408121 | FICA TAX EXPENSE | 49,882.96 | 43,553.77 | 48,120.59 | 49,308.11 | 47,883.54 | 40,206.07 | 65,067.33 | 47,433.42 | 50,033.63 | 48,416.89 | 44,834.35 |
| 408122 | FUTA TAX EXPENSE | 3,498.13 | 456.18 | 55.10 | 69.85 | 21.15 | 109.43 | 163.84 | 77.36 | 27.73 | 54.35 | 49.07 |
| 408123 | SUTA TAX EXPENSE - NH | 3,313.89 | 485.23 | 194.32 | (5,134.02) | 18.84 | 21.64 | (100.50) | 15.81 | 34.56 | 316.03 | 180.86 |
| 408125 | SUTA TAX EXPENSE - MASS | 635.23 | 278.44 | 111.08 | (693.74) | - | - | (2.85) | - | - | - | - |
| 408130 | NH BET TAXES | - | - | - | - | - | - | - | - | - | - | - |
| 408126 | EXCISE TAXES | - | - | - | - | - | - | 243.84 | - | - | - | - |
| | | 377,388.83 | 363,352.02 | 368,127.48 | 363,474.38 | 367,514.55 | 428,436.54 | 412,415.77 | 390,701.39 | 391,493.22 | 393,158.09 | 570,530.52 |
| | Income Tax | | | | | | | | | | | |
| 409102 | PROV/FED INC TAX/CURRENT | 22,349.71 | (16,343.41) | 44,140.06 | 35,684.78 | (23,513.59) | 242,077.91 | 406,703.43 | 208,364.64 | 212,440.16 | (26,041.81) | (109,173.13) |

| | | | | | | | | | | | | |
|--------|---|---------------------|---------------------|---------------------|---------------------|---------------------|---------------------|---------------------|---------------------|---------------------|---------------------|---------------------|
| 409113 | PROVS FOR NH BUS PRFTS TAX CUR | 8,878.54 | (6,492.51) | 17,534.88 | 14,175.97 | (9,340.90) | 96,166.74 | 161,565.10 | 82,773.97 | 84,392.98 | (10,345.25) | (43,369.60) |
| 409120 | MASS EXERCISE TAX | - | - | - | - | - | - | - | - | - | - | - |
| 410102 | PROV/FED INC TAX/DEFERRED | - | - | - | - | - | - | - | - | - | - | - |
| 410113 | PROV NH INCOME TAX DEFERRED | - | - | - | - | - | - | - | - | - | - | - |
| 410120 | PROV MA INCOME TAX DEFERRED | - | - | - | - | - | - | - | - | - | - | - |
| 411000 | AMORT OF REGULATORY LIABILITY | - | - | - | - | - | - | - | - | - | - | - |
| 412000 | INVESTMENT TAX CREDITS | (2,753.00) | (2,753.00) | (2,753.00) | (2,753.00) | (2,753.00) | (2,753.00) | (2,753.00) | (2,753.00) | (2,753.00) | (2,753.00) | (2,753.00) |
| | | 28,475.25 | (25,588.92) | 58,921.94 | 47,107.75 | (35,607.49) | 335,491.65 | 565,515.53 | 288,385.61 | 294,080.14 | (39,140.06) | (155,295.73) |
| | Total Operating Deducts | 2,230,331.64 | 2,085,424.88 | 2,165,729.23 | 2,124,950.26 | 2,213,852.02 | 2,834,376.23 | 2,992,379.26 | 2,619,009.74 | 2,710,288.64 | 2,133,833.37 | 2,213,326.24 |
| | Net Operating Income | 130,464.58 | 16,842.77 | 282,056.00 | 221,771.54 | 164,439.05 | 1,008,053.24 | 1,894,388.35 | 982,084.71 | 871,613.82 | 338,897.93 | 41,649.68 |
| | Non-Operating Revenue Deductions | | | | | | | | | | | |
| 421000 | MISC NON-UTILITY INCOME | - | (2,000.00) | 148.75 | - | - | 3,227.25 | (83,327.29) | - | - | - | - |
| 426000 | NON-OPERATING REVENUE DEDUCTS | - | - | - | - | - | - | - | - | - | - | - |
| 426001 | MISCELLANEOUS NON-UTILITY EXP | - | - | - | - | - | - | - | - | - | - | - |
| | Other Income | - | 2,000.00 | (148.75) | - | - | (3,227.25) | 83,327.29 | - | - | - | - |
| 420000 | AFUDC-INTEREST(DEBT) COMPONENT | - | - | - | - | - | - | - | - | - | - | - |
| 420100 | AFUDC - EQUITY COMPONENT | - | - | - | - | - | - | - | - | - | - | - |
| | Interest Expense | | | | | | | | | | | |
| 427300 | INTEREST EXP: BONDS & NOTES | 333,907.39 | 307,264.05 | 336,500.32 | 323,768.14 | 421,731.15 | 357,838.26 | 368,104.24 | 365,103.58 | 3,916.31 | 365,078.04 | 378,108.33 |
| 427200 | LINE OF CREDIT INTEREST | 18,739.21 | 19,341.81 | 20,022.61 | 16,682.65 | 952.97 | 1,398.17 | 2,179.60 | 2,603.24 | 3,361.59 | 4,351.16 | 4,733.37 |
| 427325 | INTEREST EXP:DEBT SERVICE COST | - | - | - | - | - | - | - | - | - | - | - |
| 428000 | AMORTIZATION OF DEBT EXPENSE | 23,189.57 | 23,189.57 | 23,189.48 | 22,673.55 | 25,139.11 | 23,936.87 | 24,008.63 | 24,938.41 | 256,477.53 | 256,576.65 | 256,510.83 |
| 428001 | AMORT OF ORIGINAL ISSUE DISCNT | - | - | - | - | - | - | - | - | - | - | - |
| 428002 | AMORTIZATION OF DISCOUNT ON BONDS | - | - | - | - | - | - | - | - | - | - | - |
| 429000 | AMORTIZATION: PREMIUM ON DEBT | (11,073.74) | (11,073.74) | (11,073.74) | (11,073.74) | (11,301.39) | (11,301.39) | (11,301.39) | (11,301.39) | (11,301.39) | (11,301.39) | (11,301.39) |
| 427115 | INTERCOMPANY INTEREST | (54,911.89) | (58,414.71) | (48,868.82) | (5,384.45) | (5,183.05) | (5,150.24) | (5,127.73) | (4,887.33) | (4,999.64) | (5,284.53) | (5,648.05) |
| 419000 | INTEREST INCOME | - | - | - | - | - | - | - | - | - | - | - |
| | Total Interest | 309,850.54 | 280,306.98 | 319,769.85 | 346,666.15 | 431,338.79 | 366,721.67 | 377,863.35 | 376,456.51 | 247,454.40 | 609,419.93 | 622,403.09 |
| | Net Income (Or Loss) - MTD | (179,385.96) | (261,464.21) | (37,862.60) | (124,894.61) | (266,899.74) | 638,104.32 | 1,599,852.29 | 605,628.20 | 624,159.42 | (270,522.00) | (580,753.41) |
| | Net Income (Or Loss) - YTD | (179,385.96) | (440,850.17) | (478,712.77) | (603,607.38) | (870,507.12) | (232,402.80) | 1,367,449.49 | 1,973,077.69 | 2,597,237.11 | 2,326,715.11 | 1,745,961.70 |

| 12 | | 12 |
|---------------------|----------------------|---------------|
| Dec-20 | Total | |
| (1,922,164.67) | (28,311,036) | |
| - | - | |
| (326,497.00) | (363,242) | |
| (1,592,837.86) | (1,592,838) | |
| (16,692.88) | (1,244,729) | |
| - | - | |
| (644,086.00) | (7,729,032) | |
| 644,086.00 | 7,729,032 | |
| (479,170.89) | (4,816,003) | |
| 4,337,363.30 | 36,327,848.11 | |
| (162.00) | (10,809) | |
| (50,120.40) | (236,646) | |
| - | - | |
| (5,987.00) | (67,018) | |
| 3,491.57 | 87,843 | |
| (1,040.45) | (12,394) | |
| (21,224.64) | (121,297) | |
| 74,880.92 | 349,512 | |
| 4,412,406.22 | 36,688,169.40 | 35,443,439.99 |
| 5,309.31 | 44,879 | |
| 887.18 | 8,442 | |
| 1,443.67 | 23,042 | |
| 179.72 | 8,527 | |
| 18,894.21 | 195,585 | |
| 1,034.81 | 12,220 | |
| 4,626.57 | 74,803 | |
| 176.58 | 3,045 | |
| 7,394.55 | 136,577 | |
| 4,352.24 | 129,997 | |
| 574.98 | 9,782 | |
| 428.15 | 5,385 | |
| - | 4,040 | |
| 284.71 | 1,157 | |
| 1,229.49 | 16,214 | |
| 19,611.16 | 289,771 | |
| 17,377.36 | 247,532 | |
| 36,903.33 | 635,277 | |
| 399.39 | 2,596 | |
| 257.33 | 1,232 | |
| 239.31 | 1,497 | |
| - | - | |
| 368.66 | 3,976 | |
| 1,398.19 | 11,075 | |
| 2,669.95 | 25,588 | |

| | |
|-----------|---------|
| 716.07 | 7,707 |
| - | - |
| - | - |
| - | - |
| 781.67 | 7,447 |
| 652.53 | 5,807 |
| 1,453.94 | 12,134 |
| 840.28 | 7,290 |
| 432.33 | 3,920 |
| 35,848.63 | 263,629 |
| 57.46 | 698 |
| 7,180.05 | 97,191 |
| 770.02 | 9,269 |
| 1,236.79 | 8,364 |
| 2,054.20 | 21,132 |
| - | - |
| 1,755.60 | 12,588 |
| 531.89 | 6,756 |
| 995.60 | 6,708 |
| 422.06 | 4,308 |
| 501.50 | 3,361 |
| 1,147.72 | 19,441 |
| 744.28 | 5,779 |
| 1,276.23 | 17,550 |
| 1,642.28 | 14,706 |
| 1,198.10 | 8,358 |
| 1,323.79 | 24,047 |
| 469.93 | 4,779 |
| 1,243.66 | 16,898 |
| 811.90 | 6,727 |
| 1,347.72 | 30,970 |
| 302.42 | 3,308 |
| 533.93 | 5,391 |
| 527.10 | 4,596 |
| 1,100.46 | 16,222 |
| 732.95 | 10,356 |
| 360.53 | 2,620 |
| 637.51 | 6,992 |
| 181.92 | 7,444 |
| 165.00 | 1,980 |
| 27,615.86 | 312,635 |
| 747.38 | 11,589 |
| 5,182.39 | 37,454 |
| 1,327.75 | 12,777 |
| 113.01 | 1,507 |
| 352.22 | 7,429 |
| - | - |
| - | - |
| 8,924.94 | 46,899 |
| - | 1,931 |
| 3,200.00 | 6,123 |
| - | - |
| 22,335.96 | 62,601 |
| 1,240.00 | 27,458 |
| 1,623.00 | 7,610 |
| 151.00 | 5,805 |

| | |
|-------------------|---------------------|
| - | - |
| - | 184 |
| 1,078.44 | 4,101 |
| 331.19 | 7,432 |
| 1,884.00 | 21,550 |
| 14,851.06 | 157,422 |
| 5,480.76 | 62,113 |
| 2,604.21 | 47,311 |
| 27.79 | 632 |
| 23,689.14 | 387,421 |
| - | - |
| 986.92 | 15,989 |
| - | - |
| 3,781.38 | 62,504 |
| - | - |
| - | - |
| - | 7,929 |
| 2,284.45 | 27,720 |
| - | 14,725 |
| - | - |
| - | - |
| 17,781.91 | 303,066 |
| - | - |
| - | - |
| - | - |
| 224.76 | 2,584 |
| 137.17 | 287 |
| 18.59 | 266 |
| 488.10 | 8,062 |
| 481.95 | 10,455 |
| 19,880.46 | 263,913 |
| - | - |
| 6,517.08 | 60,835 |
| 315.04 | 4,441 |
| 9,108.20 | 84,967 |
| 2,951.32 | 27,351 |
| - | 5,209 |
| 2,782.00 | 19,542 |
| 6,069.59 | 72,870 |
| (23,745.75) | (284,023) |
| - | 1,820 |
| - | 5,205 |
| - | 172 |
| - | 167 |
| - | - |
| 3,441.14 | 78,214 |
| 20,594.70 | 329,240 |
| 1,170.20 | 16,142 |
| 618.54 | 21,475 |
| 2,735.75 | 10,372 |
| 25,788.70 | 307,421 |
| 425,191.20 | 5,287,616.75 |
| 21,726.16 | 282,042 |
| 16,717.76 | 209,131 |
| 4,405.17 | 60,085 |

| | |
|-------------|-----------|
| 336.77 | 6,007 |
| (5.00) | 5,740 |
| 5,800.05 | 39,455 |
| 16,082.25 | 181,447 |
| 560.99 | 15,065 |
| - | - |
| - | - |
| - | - |
| 2,649.84 | 28,142 |
| - | - |
| 9,868.16 | 58,182 |
| - | - |
| 570.10 | 17,361 |
| 16,712.44 | 91,637 |
| - | 260 |
| - | 858 |
| 2,414.37 | 8,136 |
| 4,487.86 | 24,844 |
| 2,656.34 | 14,019 |
| - | 1,608 |
| - | 1,685 |
| - | 313 |
| - | 14,717 |
| - | 420 |
| - | 272 |
| - | 5,087 |
| - | - |
| - | 2,150 |
| 942.00 | 3,681 |
| - | 107 |
| - | 179 |
| - | - |
| - | - |
| 8,995.10 | 85,895 |
| 7,939.40 | 97,209 |
| 3,232.03 | 6,221 |
| - | - |
| - | 34 |
| - | - |
| (34,367.73) | (490,558) |
| (3,148.00) | (43,374) |
| - | (741) |
| 4,640.72 | 4,641 |
| 222.76 | 7,891 |
| 34,628.61 | 196,736 |
| 15,532.22 | 389,542 |
| 1,104.25 | 146,325 |
| 1,585.60 | 106,958 |
| - | 76 |
| - | - |
| - | - |
| - | - |
| (15,206.07) | (0) |
| - | - |
| (27,275.60) | - |
| 16.21 | 195 |

| | |
|-------------------|---------------------|
| 28,722.16 | 436,415 |
| - | - |
| 662.44 | 9,604 |
| - | - |
| - | 167 |
| 17,673.23 | 94,766 |
| - | 25,757 |
| 3,851.71 | 42,083 |
| - | - |
| - | - |
| 5,013.56 | 52,592 |
| - | - |
| 9,874.93 | 133,177 |
| - | - |
| 3,516.07 | 34,158 |
| - | - |
| 1,539.19 | 14,822 |
| 530.35 | 7,239 |
| 3,125.13 | 30,480 |
| 5,063.59 | 39,088 |
| 56,380.07 | 529,477 |
| 20,486.29 | 129,570 |
| - | - |
| 260,263.48 | 3,159,071.65 |
| 3,001.23 | 16,497 |
| 1,168.99 | 15,932 |
| - | 4,707 |
| 90,657.71 | 1,356,347 |
| (70,048.22) | (733,904) |
| 4,604.73 | 20,058 |
| 29,384.44 | 679,636.10 |
| - | - |
| - | 2,287 |
| 1,300.49 | 17,589 |
| - | - |
| - | - |
| - | 171 |
| - | - |
| - | - |
| - | 72 |
| - | - |
| 3,625.25 | 41,634 |
| 1,208.23 | 10,963 |
| - | - |
| 35,753.02 | 344,946 |
| - | 93 |
| 9,330.64 | 17,659 |
| - | 28,998 |
| 93,740.59 | 1,195,788 |
| - | 1,160 |
| 7,476.67 | 24,685 |
| 152,434.89 | 1,686,044.57 |
| - | - |

| | |
|-------------|------------------|
| 12,383.47 | 191,979 |
| - | - |
| 44,239.05 | 730,450 |
| - | - |
| 6,297.94 | 165,139 |
| - | - |
| 39,248.64 | 507,372 |
| - | - |
| 5,826.23 | 26,966 |
| - | - |
| 258.08 | 1,272 |
| 224.74 | 2,685 |
| - | 149 |
| 2,785.78 | 54,244 |
| - | - |
| - | - |
| - | - |
| - | - |
| 28,199.44 | 335,532 |
| - | - |
| 1,334.86 | 35,491 |
| 3,648.63 | 3,649 |
| 6,172.67 | 6,993 |
| (1,045.75) | (9,714) |
| (68,880.38) | (838,309) |
| 36,926.75 | 312,151 |
| 48,066.51 | 532,256 |
| 525.27 | 5,051 |
| - | - |
| 318,282.50 | 1,687,964 |
| 22,336.44 | 272,197 |
| - | - |
| 143,028.99 | 404,807 |
| - | - |
| 137,248.08 | 1,771,805 |
| 11,750.00 | 23,387 |
| 18,382.33 | 203,157 |
| 3,286.00 | 39,775 |
| - | - |
| 901.77 | 8,698 |
| - | 28 |
| 72.41 | 2,703 |
| - | 6,572 |
| - | - |
| 2,052.49 | 12,198 |
| 860.92 | 35,342 |
| (20,679.00) | (3,090) |
| 10,673.33 | 121,113 |
| 295.00 | 6,690 |
| 7,186.56 | 29,343 |
| 2,281.66 | 14,643 |
| - | 32,087 |
| - | 340 |
| 12,923.39 | 18,699 |
| 394.00 | 10,052 |

| | |
|---------------------|----------------------|
| - | - |
| 100.00 | 1,295 |
| 8,815.23 | 32,369 |
| - | - |
| - | - |
| - | - |
| - | - |
| 846,404.03 | 6,795,527.10 |
| 40,141.75 | 514,323 |
| (54,766.84) | (85,014) |
| 87.40 | 1,581 |
| - | 34 |
| - | 34 |
| - | - |
| 2,327.85 | 24,991 |
| 4,580.71 | 45,940 |
| 66,353.07 | 584,127 |
| 58,723.94 | 1,086,015.48 |
| 22,257.00 | 231,997 |
| (267,576.00) | (3,544,056) |
| - | - |
| - | - |
| 1,527,082.98 | 15,381,852.65 |
| 564,521.60 | 6,201,646 |
| (849.62) | (10,195) |
| (1,402.52) | (16,830) |
| 562,269.46 | 6,174,619.89 |
| - | - |
| (69,177.17) | (816,924) |
| (69,177.17) | (816,924.46) |
| - | - |
| 12,512.29 | 120,233 |
| 160,894.58 | 1,926,374 |
| 173,406.87 | 2,046,607.48 |
| - | - |
| (5,273.67) | (63,284) |
| - | - |
| - | - |
| - | - |
| 431,176.65 | 4,191,436 |
| 12,640.21 | 139,732 |
| 49,002.26 | 583,743 |
| 59.33 | 4,642 |
| 300.03 | (353) |
| - | 328 |
| 84,854.00 | 84,854 |
| - | 244 |
| 578,032.48 | 5,004,625.27 |
| - | - |
| (82,807.75) | 913,881 |

| | |
|---------------------|----------------------|
| (114,009.92) | 281,930 |
| - | - |
| 424,922.00 | 424,922 |
| 140,160.00 | 140,160 |
| - | - |
| - | - |
| (2,753.00) | (33,036) |
| 365,511.33 | 1,727,857.00 |
| - | - |
| 3,131,852.28 | 29,455,353.79 |
| - | - |
| 1,280,553.94 | 7,232,815.61 |
| - | - |
| - | - |
| 623.50 | (81,328) |
| - | - |
| - | - |
| (623.50) | 81,327.79 |
| - | - |
| - | - |
| - | - |
| 369,585.20 | 3,930,905 |
| 6,358.60 | 100,725 |
| - | - |
| 257,295.19 | 1,217,125 |
| - | - |
| - | - |
| (11,301.39) | (134,706) |
| (5,766.62) | (209,627) |
| - | - |
| 616,170.98 | 4,904,422.24 |
| 663,759.46 | 2,409,721.16 |
| 2,409,721.16 | |

Table with multiple columns and rows containing dense text, possibly a ledger or data record. The text is small and repetitive in many places, suggesting a data dump or a form with many instances of the same information.

**Pennichuck Water Works, Inc.
Balance Sheet
January - December 2020**

| | | | | 1 | 2 | 3 | 4 | 5 | 6 | 7 | 8 |
|-------------------|-----|------|--------------------------------|---------------------|---------------------|---------------------|---------------------|---------------------|---------------------|---------------------|---------------------|
| | | | | Jan-20 | Feb-20 | Mar-20 | Apr-20 | May-20 | Jun-20 | Jul-20 | Aug-20 |
| Assets | | | | | | | | | | | |
| Land | | | | | | | | | | | |
| 303100 | 001 | 2000 | LAND: POWDER HILL | 678,906.40 | 641,723.93 | 641,723.93 | 641,723.93 | 641,723.93 | 641,723.93 | 639,329.93 | 639,329.93 |
| 303150 | 001 | 2000 | LAND - TINKER RD (SANDERSON) | - | - | - | - | - | - | - | - |
| 303200 | 001 | 2000 | SOURCE OF SUPPLY & WATER RIGHT | - | - | - | - | - | - | - | - |
| 303201 | 001 | 2000 | SOURCE/SUPPLY WATER RIGHTS:BED | - | - | - | - | - | - | - | - |
| 303240 | 001 | 2000 | EASEMENTS: ENGLISH WOODS | - | - | - | - | - | - | - | - |
| 303250 | 001 | 2000 | EASEMENTS: AUTUMN WOODS | - | - | - | - | - | - | - | - |
| 303300 | 001 | 2000 | EASEMENTS | 228,178.93 | 228,178.93 | 228,178.93 | 228,178.93 | 228,178.93 | 228,178.93 | 228,178.93 | 228,178.93 |
| 303400 | 001 | 2000 | TRANSMISSION SYSTEM LAND | - | - | - | - | - | - | - | - |
| 303500 | 001 | 2000 | DISTRIB RESER & STANDPIPE LAND | - | - | - | - | - | - | - | - |
| 303501 | 001 | 2000 | ASHLEY CMNS INTER WATER RIGHTS | 552,513.16 | 552,513.16 | 552,513.16 | 552,513.16 | 552,513.16 | 552,513.16 | 552,513.16 | 552,513.16 |
| 303550 | 001 | 2000 | DREW WOODS INTER WATER RIGHTS | 688,358.24 | 688,358.24 | 688,358.24 | 688,358.24 | 688,358.24 | 688,358.24 | 688,358.24 | 688,358.24 |
| 303600 | 001 | 2000 | DISTRIB SYS LAND & RIGHTS/WAY | - | - | - | - | - | - | - | - |
| 303650 | 001 | 2000 | DIST SYS LAND & RIGHTS:SHGN WD | - | - | - | - | - | - | - | - |
| 303700 | 001 | 2000 | GENERAL AND MISCELLANEOUS LAND | - | - | - | - | - | - | - | - |
| | | | | 2,147,956.73 | 2,110,774.26 | 2,110,774.26 | 2,110,774.26 | 2,110,774.26 | 2,110,774.26 | 2,108,380.26 | 2,108,380.26 |
| Structures | | | | | | | | | | | |
| 304100 | 001 | 2000 | SOURCE OF SUPPLY STRUCTURES | 4,857,474.74 | 4,857,474.74 | 4,857,474.74 | 4,857,474.74 | 4,857,474.74 | 4,857,474.74 | 4,857,474.74 | 4,857,474.74 |
| 304101 | 001 | 2000 | SOURCE/SUPPLY STRUCT-BON TERR | - | - | - | - | - | - | - | - |
| 304102 | 001 | 2000 | S/S STRUCTURES: CIAC | 404,000.00 | 404,000.00 | 404,000.00 | 404,000.00 | 404,000.00 | 404,000.00 | 404,000.00 | 404,000.00 |
| 304103 | 001 | 2000 | SOURCE/SUPPLY STRUCTS: AVD | - | - | - | - | - | - | - | - |
| 304150 | 001 | 2000 | S/S STRUCTS: MERR RIVER STA | - | - | - | - | - | - | - | - |
| 304155 | 001 | 2000 | SOURCE/SUPPLY STRUCTS: AUTUMN | - | - | - | - | - | - | - | - |
| 304200 | 001 | 2000 | POWER & PUMPING STRUCTURES | 3,215,625.89 | 3,215,625.89 | 3,215,625.89 | 3,215,625.89 | 3,215,625.89 | 3,215,625.89 | 3,215,625.89 | 3,215,625.89 |
| 304201 | 001 | 2000 | HEATING SYSTEM | - | - | - | - | - | - | - | - |
| 304204 | 001 | 2000 | POWER & PUMP STRUCT:ENG WDS | - | - | - | - | - | - | - | - |
| 304210 | 001 | 2000 | STRUCT & IMPROVEMENTS: ROOFING | 25,289.68 | 25,289.68 | 25,289.68 | 25,289.68 | 25,289.68 | 25,289.68 | 25,289.68 | 25,289.68 |
| 304250 | 001 | 2000 | S/S STRUCTS:VALLEYFIELD | - | - | - | - | - | - | - | - |
| 304265 | 001 | 2000 | POWER & PUMP STRUCT-SOUHEGN WD | - | - | - | - | - | - | - | - |
| 304300 | 001 | 2000 | PURIFICATION SYSTEM STRUCTURES | - | - | - | - | - | - | - | - |
| 304500 | 001 | 2000 | DISTRIBUTION RESERVOIRS | 3,772.19 | 3,772.19 | 3,772.19 | 3,772.19 | 3,772.19 | 3,772.19 | 3,772.19 | 3,772.19 |
| 304550 | 001 | 2000 | BOOSTER STATIONS | 2,899,651.58 | 2,899,651.58 | 2,899,651.58 | 2,899,651.58 | 2,899,651.58 | 2,899,651.58 | 2,899,651.58 | 2,899,651.58 |
| 304551 | 001 | 2000 | BOOSTER STATIONS: CIAC | 65,787.00 | 65,787.00 | 65,787.00 | 65,787.00 | 65,787.00 | 65,787.00 | 65,787.00 | 65,787.00 |
| 304555 | 001 | 2000 | BOOSTER STATIONS: AUTUMN WOODS | - | - | - | - | - | - | - | - |
| 304557 | 001 | 2000 | BOOSTER STATIONS - GREAT BAY | - | - | - | - | - | - | - | - |
| 304670 | 001 | 2000 | BOOSTER STATIONS: DONALD ST | - | - | - | - | - | - | - | - |
| 304700 | 001 | 2000 | GENERAL & MISC STRUCTURES | 175,108.00 | 175,108.00 | 175,108.00 | 175,108.00 | 175,108.00 | 178,190.83 | 178,190.83 | 178,190.83 |
| 304701 | 001 | 2000 | NEW OFFICE AT YARD | 7,449,164.44 | 7,449,164.44 | 7,449,164.44 | 7,449,164.44 | 7,449,164.44 | 7,449,164.44 | 7,449,164.44 | 7,449,164.44 |
| 304750 | 001 | 2000 | WILL STREET EXPANSION | 20,460.19 | 20,460.19 | 20,460.19 | 20,460.19 | 20,460.19 | 20,460.19 | 20,460.19 | 20,460.19 |
| 304757 | 001 | 2000 | GEN & MISC STRUCTS:GREENFIELD | - | - | - | - | - | - | - | - |
| 304800 | 001 | 2000 | WATER TREATMENT STRUCTURES | 24,199,617.50 | 24,199,617.50 | 24,199,617.50 | 24,199,617.50 | 24,199,617.50 | 24,199,617.50 | 24,199,617.50 | 24,199,617.50 |
| 304950 | 001 | 2000 | MANCHESTER ST LEASEHOLD IMPRV | 515,588.07 | 515,588.07 | 515,588.07 | 515,588.07 | 515,588.07 | 515,588.07 | 515,588.07 | 515,588.07 |
| 304951 | 001 | 2000 | LH IMPROV-HECOPIII FITUP ALLOW | 292,020.00 | 292,020.00 | 292,020.00 | 292,020.00 | 292,020.00 | 292,020.00 | 292,020.00 | 292,020.00 |
| 305000 | 001 | 2000 | COLCT & IMPOUNDING RESERVOIRS | 4,992,727.87 | 4,992,727.87 | 4,992,727.87 | 4,992,727.87 | 4,992,727.87 | 4,992,727.87 | 4,992,727.87 | 4,992,727.87 |
| 305110 | 001 | 2000 | SOURCE/SUPPLY STRUCT: HOLT DAM | - | - | - | - | - | - | - | - |
| 305120 | 001 | 2000 | SOURCE/SPPLY STRUCT:BOWERS DAM | - | - | - | - | - | - | - | - |
| 305130 | 001 | 2000 | SOURCE/SPPLY STRCT: HARRIS DAM | - | - | - | - | - | - | - | - |
| 305140 | 001 | 2000 | SOURCE/SUPPLY STRCT:SUPPLY PND | - | - | - | - | - | - | - | - |
| 305145 | 001 | 2000 | SRCE/SPPLY STRCT:URBAN RUNOFF | - | - | - | - | - | - | - | - |
| 306000 | 001 | 2000 | LAKE,RIVER, OTHER INTAKES: S/S | 6,373,052.93 | 6,550,270.72 | 6,550,270.72 | 6,568,657.18 | 6,583,925.45 | 6,593,015.21 | 6,613,715.17 | 6,613,715.17 |

| | | | | | | | | | | | |
|--------|-----|------|--------------------------------|---------------|---------------|---------------|---------------|---------------|---------------|---------------|---------------|
| 331100 | 001 | 2000 | TRANSMISSION MAINS | 13,079,919.08 | 13,079,919.08 | 13,079,919.08 | 13,079,919.08 | 13,079,919.08 | 13,079,919.08 | 13,079,919.08 | 13,079,919.08 |
| 331101 | 001 | 2000 | TRANS & DIST MAINS - BON TERR | 1,440,589.96 | 1,440,589.96 | 1,440,589.96 | 1,440,589.96 | 1,440,589.96 | 1,440,589.96 | 1,440,589.96 | 1,440,589.96 |
| 331102 | 001 | 2000 | T&D MAINS:DEV INST:BON TERRAIN | 531,932.04 | 531,932.04 | 531,932.04 | 531,932.04 | 531,932.04 | 531,932.04 | 531,932.04 | 531,932.04 |
| 331150 | 001 | 2000 | TRANS MAINS: DEVELOPER INSTALL | 235,507.36 | 235,507.36 | 235,507.36 | 235,507.36 | 235,507.36 | 235,507.36 | 235,507.36 | 235,507.36 |
| 331165 | 001 | 2000 | TRANS MAINS - SOUHEGAN WOODS | - | - | - | - | - | - | - | - |
| 331200 | 001 | 2000 | DISTRIBUTION MAINS - NEW | 43,128,341.71 | 43,160,216.71 | 43,160,216.71 | 43,160,216.71 | 43,160,216.71 | 43,160,216.71 | 43,160,216.71 | 43,160,216.71 |
| 331201 | 001 | 2000 | DISTRIBUTION SYSTEM EQUIPMENT | 122,253.28 | 122,253.28 | 122,253.28 | 122,253.28 | 122,253.28 | 122,253.28 | 122,253.28 | 122,253.28 |
| 331204 | 001 | 2000 | DISTRIBUTION MAINS: ENG WOODS | - | - | - | - | - | - | - | - |
| 331205 | 001 | 2000 | DISTRIBUTION MAINS: AUTUMN | - | - | - | - | - | - | - | - |
| 331206 | 001 | 2000 | DIST MAINS: SOUHEGAN WOODS | - | - | - | - | - | - | - | - |
| 331220 | 001 | 2000 | DIST MAINS IN LITTLE PND | - | - | - | - | - | - | - | - |
| 331250 | 001 | 2000 | DIST MAINS: GATE VALVES | 2,585,953.74 | 2,585,953.74 | 2,585,238.86 | 2,585,238.86 | 2,585,238.86 | 2,600,338.77 | 2,599,541.35 | 2,599,179.25 |
| 331251 | 001 | 2000 | GATES: 4" & UNDER - CORE | 41,124.32 | 41,124.32 | 41,124.32 | 41,124.32 | 41,124.32 | 46,859.71 | 49,003.13 | 49,003.13 |
| 331252 | 001 | 2000 | GATES: 4" & UNDER - COMM SYS | 15,744.18 | 17,437.67 | 17,437.67 | 17,437.67 | 17,437.67 | 17,437.67 | 17,437.67 | 17,437.67 |
| 331253 | 001 | 2000 | GATES: 6" & LARGER - CORE | 64,058.55 | 64,058.55 | 64,058.55 | 64,058.55 | 64,058.55 | 64,058.55 | 64,058.55 | 64,058.55 |
| 331254 | 001 | 2000 | GATES: 6" & LARGER - COMM SYS | 44,077.77 | 44,077.77 | 51,226.57 | 51,226.57 | 51,226.57 | 51,226.57 | 57,057.40 | 60,678.39 |
| 331256 | 001 | 2000 | DIST MAINS:GATE VALVES-DUNLAP | - | - | - | - | - | - | - | - |
| 331257 | 001 | 2000 | DIST MAINS:VALLEYFIELD | - | - | - | - | - | - | - | - |
| 331300 | 001 | 2000 | DIST MAINS: DEVELOPER INSTALL | 25,223,876.16 | 25,223,876.16 | 25,254,436.64 | 25,254,436.64 | 25,254,436.64 | 25,236,488.91 | 25,236,488.91 | 25,236,488.91 |
| 331305 | 001 | 2000 | DEV INST:DIST MAINS-LTLE POND | - | - | - | - | - | - | - | - |
| 331350 | 001 | 2000 | DIST MAINS: TAYLOR FALLS | - | - | - | - | - | - | - | - |
| 331360 | 001 | 2000 | DIST MAINS: CABOT PRESERVE | - | - | - | - | - | - | - | - |
| 331770 | 001 | 2000 | DISTRIBUTION MAINS - GREAT BAY | - | - | - | - | - | - | - | - |
| 333004 | 001 | 2000 | PAVEMENTS: SERVICES | 1,482,092.25 | 1,482,092.25 | 1,482,092.25 | 1,482,092.25 | 1,482,092.25 | 1,482,092.25 | 1,482,092.25 | 1,482,092.25 |
| 333100 | 001 | 2000 | NEW SERVICES | 4,699,703.86 | 4,699,703.86 | 4,699,703.86 | 4,699,645.82 | 4,699,645.82 | 4,699,304.81 | 4,719,143.25 | 4,719,143.25 |
| 333101 | 001 | 2000 | NEW SERVICES - BON TERRAIN | - | - | - | - | - | - | - | - |
| 333102 | 001 | 2000 | NEW SERV:DEV INSTALL:BON TERR | - | - | - | - | - | - | - | - |
| 333120 | 001 | 2000 | NEW SERVICES - POWDER HILL | - | - | - | - | - | - | - | - |
| 333122 | 001 | 2000 | NEW SERVICES - LITTLE POND | - | - | - | - | - | - | - | - |
| 333140 | 001 | 2000 | NEW SERVICES - ENGLISH WOODS | - | - | - | - | - | - | - | - |
| 333150 | 001 | 2000 | NEW SERVICES-VALLEYFIELD | - | - | - | - | - | - | - | - |
| 333165 | 001 | 2000 | NEW SERVICES - SOUHEGAN WOODS | - | - | - | - | - | - | - | - |
| 333200 | 001 | 2000 | RENEWED SERVICES | 3,545,141.70 | 3,548,210.63 | 3,548,210.63 | 3,562,282.43 | 3,566,694.76 | 3,566,694.76 | 3,580,624.07 | 3,582,304.31 |
| 333230 | 001 | 2000 | DEVELOPER INSTALLED SERV: CIAC | 7,048,397.06 | 7,069,530.14 | 7,077,154.81 | 7,178,150.57 | 7,195,926.84 | 7,087,606.51 | 7,087,606.51 | 7,107,684.69 |
| 333250 | 001 | 2000 | DEVELOPER INSTALLED SERV: PAID | 1,818,865.86 | 1,826,720.07 | 1,830,345.09 | 1,840,774.47 | 1,845,458.93 | 1,854,051.38 | 1,854,100.56 | 1,866,218.99 |
| 334000 | 001 | 2000 | METERING EQUIPMENT | 4,456,658.05 | 4,471,106.79 | 4,480,186.25 | 4,443,162.51 | 4,448,368.82 | 4,451,813.98 | 4,454,535.76 | 4,464,740.50 |
| 334001 | 001 | 2000 | NEW METERS - BON TERRAIN | - | - | - | - | - | - | - | - |
| 334100 | 001 | 2000 | RADIOS FOR METERING | 2,432,703.70 | 2,435,526.02 | 2,437,544.41 | 2,433,124.19 | 2,434,638.13 | 2,436,259.37 | 2,441,797.54 | 2,451,309.63 |
| 334220 | 001 | 2000 | NEW METERS - LITTLE POND | - | - | - | - | - | - | - | - |
| 334250 | 001 | 2000 | NEW METERS: BADGER HILL | - | - | - | - | - | - | - | - |
| 334360 | 001 | 2000 | NEW METERS - CABOT PRESERVE | - | - | - | - | - | - | - | - |
| 334370 | 001 | 2000 | NEW METERS: VALLEYFIELD | - | - | - | - | - | - | - | - |
| 334400 | 001 | 2000 | NEW METERS - ENGLISH WOODS | - | - | - | - | - | - | - | - |
| 334450 | 001 | 2000 | NEW METERS - BARTLETT COMMONS | - | - | - | - | - | - | - | - |
| 334500 | 001 | 2000 | NEW METERS - AUTUMN WOODS | - | - | - | - | - | - | - | - |
| 334570 | 001 | 2000 | NEW METERS: GREENFIELD FARMS | - | - | - | - | - | - | - | - |
| 334600 | 001 | 2000 | NEW METERS - DUNLAP WOODS | - | - | - | - | - | - | - | - |
| 334650 | 001 | 2000 | NEW METERS - SOUHEGAN WOODS | - | - | - | - | - | - | - | - |
| 334770 | 001 | 2000 | NEW METERS-GREAT BAY | - | - | - | - | - | - | - | - |
| 334890 | 001 | 2000 | NEW METERS: SWEET HILL | - | - | - | - | - | - | - | - |
| 334900 | 001 | 2000 | NEW METERS - ATHERTON COMMONS | - | - | - | - | - | - | - | - |
| 334920 | 001 | 2000 | NEW METERS: LAUREL WOODS | - | - | - | - | - | - | - | - |
| 334950 | 001 | 2000 | CONSTRUCTION METERS | 2,565.20 | 2,565.20 | 2,565.20 | 2,565.20 | 2,565.20 | 2,565.20 | 2,565.20 | 2,565.20 |
| 335000 | 001 | 2000 | FIRE PROT EQUIP: HYDRANTS | 3,063,139.33 | 3,063,139.33 | 3,063,139.33 | 3,063,139.33 | 3,067,238.36 | 3,070,646.42 | 3,073,130.29 | 3,073,130.29 |
| 335001 | 001 | 2000 | NEW HYDRANTS - BON TERRAIN | - | - | - | - | - | - | - | - |
| 335002 | 001 | 2000 | HYDRANTS:DEV INSTALL: BON TERR | - | - | - | - | - | - | - | - |

| | | | | | | | | | | | | | |
|--------|-----|------|--------------------------------------|------------------------|------------------------|------------------------|------------------------|------------------------|------------------------|------------------------|------------------------|------------------------|------------------------|
| 335005 | 001 | 2000 | PAVEMENTS: HYDRANTS | 100,205.95 | 100,205.95 | 100,205.95 | 100,205.95 | 100,205.95 | 100,205.95 | 100,205.95 | 100,205.95 | 100,205.95 | 100,205.95 |
| 335100 | 001 | 2000 | HYDRANTS: CIAC | 1,759,315.76 | 1,759,315.76 | 1,765,639.37 | 1,765,639.37 | 1,765,639.37 | 1,762,379.36 | 1,762,379.36 | 1,762,379.36 | 1,762,379.36 | 1,762,379.36 |
| 335200 | 001 | 2000 | NEW HYDRANTS: POWDER HILL | 900.00 | 900.00 | 900.00 | 900.00 | 900.00 | 900.00 | 900.00 | 900.00 | 900.00 | 900.00 |
| 335205 | 001 | 2000 | FIRE PROTECTION: AUTUMN | - | - | - | - | - | - | - | - | - | - |
| 335220 | 001 | 2000 | NEW HYDRANTS - LITTLE POND | - | - | - | - | - | - | - | - | - | - |
| 335650 | 001 | 2000 | NEW HYDRANTS - SOUHEGAN WOODS | - | - | - | - | - | - | - | - | - | - |
| 339000 | 001 | 2000 | OTHER TRANS/DIST EQUIPMENT | 30,352.30 | 30,352.30 | 30,352.30 | 30,352.30 | 30,352.30 | 30,352.30 | 30,352.30 | 30,352.30 | 30,352.30 | 30,352.30 |
| 339100 | 001 | 2000 | OTHER PLANT&MISC EQ-INTANGIBLE | 565.00 | 565.00 | 565.00 | 565.00 | 565.00 | 565.00 | 565.00 | 565.00 | 565.00 | 565.00 |
| 339200 | 001 | 2000 | OTHER PLANT & MISC EQ-S/S PUMP | 97,067.72 | 97,067.72 | 97,067.72 | 97,067.72 | 97,067.72 | 97,067.72 | 97,067.72 | 97,067.72 | 97,067.72 | 97,067.72 |
| 339300 | 001 | 2000 | OTHER PLANT & MISC EQUIP -WTP | 295,946.98 | 295,946.98 | 295,946.98 | 295,946.98 | 295,946.98 | 295,946.98 | 295,946.98 | 295,946.98 | 295,946.98 | 295,946.98 |
| 339360 | 001 | 2000 | OTHER TRANS/DIST EQUIP: CABOT | - | - | - | - | - | - | - | - | - | - |
| 339500 | 001 | 2000 | OTHER TRANS/DIST EQUIP: AUTUMN | - | - | - | - | - | - | - | - | - | - |
| 339650 | 001 | 2000 | OTHER TRANS/DIST EQUIP: SOUHEG | - | - | - | - | - | - | - | - | - | - |
| 339770 | 001 | 2000 | OTHER TRANS/DIST EQUIP: GRT BAY | - | - | - | - | - | - | - | - | - | - |
| | | | | 132,291,768.11 | 132,378,266.01 | 132,446,183.70 | 132,532,430.78 | 132,580,308.92 | 132,491,033.07 | 132,545,022.78 | 132,545,022.78 | 132,604,127.48 | |
| | | | Miscellaneous Equipment | | | | | | | | | | |
| 340100 | 001 | 2000 | OFFICE EQUIPMENT | 532,103.41 | 532,103.41 | 532,103.41 | 532,103.41 | 532,103.41 | 532,103.41 | 532,103.41 | 532,103.41 | 532,103.41 | 532,103.41 |
| 341000 | 001 | 2000 | TRANSPORTATION EQUIPMENT | 3,512,370.12 | 3,514,730.40 | 3,514,730.40 | 3,514,730.40 | 3,514,730.40 | 3,514,730.40 | 3,514,730.40 | 3,514,730.40 | 3,514,730.40 | 3,514,730.40 |
| 343000 | 001 | 2000 | SHOP EQUIPMENT | 751,628.57 | 751,628.57 | 751,628.57 | 751,628.57 | 751,628.57 | 751,628.57 | 751,628.57 | 751,628.57 | 751,628.57 | 757,984.57 |
| 343001 | 001 | 2000 | SHOP EQUIP: BON TERRAIN | - | - | - | - | - | - | - | - | - | - |
| 344000 | 001 | 2000 | LABORATORY EQUIPMENT | 182,670.47 | 182,670.47 | 182,670.47 | 182,670.47 | 182,670.47 | 182,670.47 | 182,670.47 | 182,670.47 | 182,670.47 | 182,670.47 |
| 345000 | 001 | 2000 | POWER OPERATED EQUIPMENT | 376,133.08 | 376,133.08 | 376,133.08 | 376,133.08 | 376,133.08 | 376,133.08 | 376,133.08 | 376,133.08 | 376,133.08 | 376,133.08 |
| 346000 | 001 | 2000 | COMMUNICATION EQUIPMENT | 1,072,971.78 | 1,072,971.78 | 1,072,971.78 | 1,072,952.78 | 1,072,931.79 | 1,075,285.31 | 1,075,285.31 | 1,075,285.31 | 1,075,285.31 | 1,075,285.31 |
| 346250 | 001 | 2000 | COMMUNICATION EQUIP: BADGER HL | - | - | - | - | - | - | - | - | - | - |
| 346500 | 001 | 2000 | COMMUNICATION EQUIP: AUTUMN WD | - | - | - | - | - | - | - | - | - | - |
| 346650 | 001 | 2000 | COMMUNICATION EQUIP-SOUHEGN WD | - | - | - | - | - | - | - | - | - | - |
| 346770 | 001 | 2000 | COMMUNICATION EQUIP: GREAT BAY | - | - | - | - | - | - | - | - | - | - |
| 347110 | 001 | 2000 | COMPUTER EQUIP-HRDWARE/SFTWARE | 8,319,461.20 | 8,327,525.20 | 8,327,525.20 | 8,333,573.20 | 8,339,173.20 | 8,386,540.24 | 8,391,916.24 | 8,391,916.24 | 8,412,657.21 | 8,412,657.21 |
| 348000 | 001 | 2000 | MISCELLANEOUS GENERAL EQUIP | 775,041.74 | 775,041.74 | 775,041.74 | 775,041.74 | 775,041.74 | 775,041.74 | 775,041.74 | 775,041.74 | 775,041.74 | 786,835.98 |
| 348001 | 001 | 2000 | MISC GENERAL EQUIP - BON TERR | - | - | - | - | - | - | - | - | - | - |
| | | | | 15,522,380.37 | 15,532,804.65 | 15,532,804.65 | 15,538,833.65 | 15,544,412.66 | 15,594,133.22 | 15,599,509.22 | 15,599,509.22 | 15,638,400.43 | |
| | | | Intangible Plant | | | | | | | | | | |
| 301000 | 001 | 2000 | ORGANIZATION EXPENSE | 28,856.17 | 28,856.17 | 28,856.17 | 28,856.17 | 28,856.17 | 28,856.17 | 28,856.17 | 28,856.17 | 28,856.17 | 28,856.17 |
| 302000 | 001 | 2000 | FRANCHISES & CONSENTS | 229,132.31 | 229,132.31 | 229,132.31 | 229,132.31 | 229,132.31 | 229,132.31 | 229,132.31 | 229,132.31 | 229,132.31 | 229,132.31 |
| | | | | 257,988.48 | 257,988.48 | 257,988.48 | 257,988.48 | 257,988.48 | 257,988.48 | 257,988.48 | 257,988.48 | 257,988.48 | 257,988.48 |
| | | | Total Plant in Service | 236,569,479.26 | 236,866,544.31 | 236,937,210.90 | 236,957,910.96 | 237,026,636.38 | 237,414,397.14 | 237,504,228.48 | 237,504,228.48 | 237,604,259.29 | |
| | | | Accumulated Depreciation | | | | | | | | | | |
| 108000 | 001 | 2000 | ACCUMULATED DEPRECIATION | (78,101,417.18) | (78,613,172.76) | (79,125,040.47) | (79,599,918.02) | (80,111,232.20) | (80,530,135.28) | (81,040,515.48) | (81,040,515.48) | (81,551,445.61) | (81,551,445.61) |
| 108001 | 001 | 2000 | ACCUM DEPREC: COST OF REMOVAL | 6,249,328.02 | 6,256,137.10 | 6,257,860.81 | 6,359,516.42 | 6,361,466.67 | 6,414,295.24 | 6,417,559.38 | 6,417,559.38 | 6,419,242.03 | 6,419,242.03 |
| 108002 | 001 | 2000 | ACCUMULATED DEPREC: GAIN/LOSS | 6,596,051.60 | 6,601,734.35 | 6,601,734.35 | 6,613,119.66 | 6,613,119.66 | 6,616,079.21 | 6,623,286.40 | 6,623,286.40 | 6,614,349.61 | 6,614,349.61 |
| 108100 | 001 | 2000 | THEORETICAL DEPREE RESERVE-2007 | 3,531,600.00 | 3,531,600.00 | 3,531,600.00 | 3,531,600.00 | 3,531,600.00 | 3,531,600.00 | 3,531,600.00 | 3,531,600.00 | 3,531,600.00 | 3,531,600.00 |
| | | | | (61,724,437.56) | (62,223,701.31) | (62,733,845.31) | (63,095,681.94) | (63,605,045.87) | (63,968,160.83) | (64,468,069.70) | (64,468,069.70) | (64,986,253.97) | (64,986,253.97) |
| | | | Net Plant in Service | 174,845,041.70 | 174,642,843.00 | 174,203,365.59 | 173,862,229.02 | 173,421,590.51 | 173,446,236.31 | 173,036,158.78 | 173,036,158.78 | 172,618,005.32 | |
| | | | Construction Work in Progress | | | | | | | | | | |
| 105111 | 001 | 2000 | CWIP: LABOR CLEARING | (18,126.32) | (19,422.73) | (19,422.73) | (17,009.00) | (19,422.73) | (19,422.73) | (16,666.35) | (16,666.35) | (8,240.14) | (8,240.14) |
| 105222 | 001 | 2000 | CWIP: CONTRACTOR CLEARING | 329,337.14 | 303,262.58 | 372,045.92 | 449,284.82 | 764,624.30 | 536,924.73 | 687,571.76 | 687,571.76 | 1,097,089.57 | 1,097,089.57 |
| 105333 | 001 | 2000 | CWIP: WTP EVAL & CAPITAL PLAN | 33,483.59 | 33,871.33 | 34,011.82 | 35,928.95 | 38,029.75 | 95,381.27 | 182,165.18 | 182,165.18 | 291,270.84 | 291,270.84 |
| 105444 | 001 | 2000 | CWIP: OPERATIONS BUILDING | 450,093.55 | 234,072.18 | 276,014.90 | 192,759.87 | 219,586.99 | 238,052.22 | 195,005.09 | 195,005.09 | 208,278.46 | 208,278.46 |
| | | | | 794,787.96 | 551,783.36 | 662,649.91 | 660,964.64 | 1,002,818.31 | 850,935.49 | 1,048,075.68 | 1,048,075.68 | 1,588,398.73 | 1,588,398.73 |
| | | | Total Plant | 175,639,829.66 | 175,194,626.36 | 174,866,015.50 | 174,523,193.66 | 174,424,408.82 | 174,297,171.80 | 174,084,234.46 | 174,084,234.46 | 174,206,404.05 | 174,206,404.05 |

Current Assets

Cash

| | | | | | | | | | | | | |
|-------------|-----|------|--|---------------------|-----------------------|-----------------------|-----------------------|---------------------|-------------------|---------------------|----------|---------------------|
| 30110:13111 | 001 | 2000 | PETTY CASH: WTP | 2,000.00 | 2,000.00 | 2,000.00 | 2,000.00 | 2,000.00 | 2,000.00 | 2,000.00 | 2,000.00 | 2,038.73 |
| 131111 | 001 | 2000 | PETTY CASH: OPERATIONS | 2,000.00 | 2,000.00 | 2,000.00 | 2,000.00 | 2,000.00 | 2,000.00 | 2,000.00 | 2,000.00 | 2,000.00 |
| 131112 | 001 | 2000 | PETTY CASH: OFFICE | 2,000.00 | 2,000.00 | 2,000.00 | 2,000.00 | 2,000.00 | 2,000.00 | 2,000.00 | 2,000.00 | 2,000.00 |
| 131115 | 001 | 2000 | PETTY CASH : ENGINEERING | - | - | - | - | - | - | - | - | - |
| 131125 | 001 | 2000 | CASH-PAYROLL RBS CITIZENS BANK | - | - | - | - | - | - | - | - | - |
| 131120 | 001 | 2000 | CASH-BANK OF AMERICA: PWW | - | - | - | - | - | - | - | - | - |
| 131140 | 001 | 2000 | CASH - TD BANK | - | - | - | - | - | - | - | - | - |
| 131230 | 001 | 2000 | CASH PAYROLL - TD BANK | - | - | - | - | 2,215,001.73 | 977,694.56 | - | - | - |
| 131350 | 001 | 2000 | RESTRICTED CASH - RSF TD BANK | 501,648.75 | (234,649.55) | 286,318.99 | 197,304.47 | 262,829.79 | 533,345.12 | 1,051,869.14 | - | 1,251,446.92 |
| 131360 | 001 | 2000 | RESTRICTED CASH - 2014 BOND PROJECT FUND | - | - | - | - | - | - | - | - | - |
| 131361 | 001 | 2000 | RESTRICTED CASH - BOND REFUND ESCROW FUND | - | - | - | - | - | - | - | - | - |
| 131370 | 001 | 2000 | RESTRICTED CASH - 2015 BOND PROJECT FUND | - | - | - | - | - | - | - | - | - |
| 131371 | 001 | 2000 | RESTRICTED CASH - 2015 BOND FUND ESCROW FUND | - | - | - | - | - | - | - | - | - |
| 131375 | 001 | 2000 | DSRR 1.0 RSF | 447,027.49 | 360,427.81 | 336,997.67 | 293,986.39 | 1,985,123.49 | 1,344,828.88 | 2,318,815.74 | - | 3,045,984.53 |
| 131380 | 001 | 2000 | MOERR RSF | (4,004,774.79) | (4,391,711.60) | (4,661,616.47) | (4,923,499.95) | (4,066,848.70) | (3,994,076.07) | (3,283,673.38) | - | (3,169,867.58) |
| 131385 | 001 | 2000 | MOERR | 285,653.06 | 60,603.63 | 607,648.53 | 26,281.43 | 826,791.32 | 2,942.14 | 712,682.67 | - | 1,436,596.21 |
| 131390 | 001 | 2000 | DSRR 1.0 | 1,335,985.22 | 1,407,640.10 | 1,283,171.83 | 1,767,729.71 | 2,101,366.63 | 1,383,527.88 | 1,979,395.59 | - | 2,653,937.57 |
| 131372 | 001 | 2000 | RESTRICTED CASH-2018 BOND PROJECT FUND | - | - | - | - | - | - | - | - | - |
| 131373 | 001 | 2000 | RESTRICTED CASH-2019 BOND PROJECT FUND | 43,349.20 | 43,349.20 | 45.00 | 45.00 | 45.00 | 45.00 | 45.00 | - | 45.00 |
| 131374 | 001 | 2000 | RESTRICTED CASH-2020 BOND PROJECT FUND | - | - | - | 5,474.84 | 5,474.84 | 5,474.84 | 5,474.84 | - | 5,474.84 |
| 131376 | 001 | 2000 | RESTRICTED CASH-2020C BOND PROJECT FUND | - | - | - | - | - | - | - | - | - |
| 135100 | 001 | 2000 | INVESTMENTS-BOND PROJECT FUND | - | - | - | - | - | - | - | - | - |
| 131395 | 001 | 2000 | DSRR 0.1 | 859,081.38 | 99,316.86 | 930,278.22 | 980,869.73 | 1,032,648.76 | 739,516.92 | 843,487.33 | - | 782,452.91 |
| 171360 | 001 | 2000 | ACCRUED INTEREST INCOME-2014 BOND PROJ FUND | - | - | - | - | - | - | - | - | - |
| 171370 | 001 | 2000 | ACCRUED INTEREST INCOME-2015 BOND PROJ FUND | - | - | - | - | - | - | - | - | - |
| 181360 | 001 | 2000 | DISCOUNT ON BONDS-2014 BOND PROJ FUND | - | - | - | - | - | - | - | - | - |
| 181370 | 001 | 2000 | DISCOUNT ON BONDS-2015 BOND PROJ FUND | - | - | - | - | - | - | - | - | - |
| 131300 | 001 | 2000 | RESTRICTED CASH - RSF | - | - | - | - | - | - | - | - | - |
| 131200 | 001 | 2000 | CASH-PAYROLL | - | - | - | - | - | - | - | - | - |
| | | | | (526,029.69) | (2,649,023.55) | (1,211,156.23) | (1,645,808.38) | 4,368,432.86 | 999,299.27 | 3,634,096.93 | | 6,012,109.13 |

Accounts Receivable, Net

| | | | | | | | | | | | | |
|--------|-----|------|--------------------------------|---------------------|---------------------|---------------------|---------------------|---------------------|---------------------|---------------------|---|---------------------|
| 141000 | 001 | 2000 | A/R: BILLED WATER REVENUE | - | - | - | - | - | - | - | - | - |
| 141150 | 001 | 2000 | A/R: BILLED WATER REVENUE | 1,477,363.99 | 2,018,391.49 | 1,680,071.48 | 1,685,847.20 | 2,250,383.00 | 2,362,380.57 | 2,812,689.34 | - | 3,371,175.75 |
| 141350 | 001 | 2000 | A/R: MVD REMOVAL GRANTS | - | - | - | - | - | - | - | - | - |
| 141100 | 001 | 2000 | A/R: MISCELLANEOUS | 10,120.94 | 10,126.22 | 10,132.38 | 10,140.30 | 11,168.50 | 13,146.38 | 23,065.54 | - | 12,661.26 |
| 141400 | 001 | 2000 | A/R: MISCELLANEOUS | 256,891.41 | 256,891.41 | 256,891.41 | 251,086.32 | 252,207.18 | 252,207.18 | 252,207.18 | - | 252,207.18 |
| 141450 | 001 | 2000 | A/R: MISC COMPUTERS | - | - | - | - | - | - | - | - | - |
| 142200 | 001 | 2000 | A/R: JOBBING | 5,646.76 | 4,487.96 | 4,842.21 | 5,439.72 | 5,504.45 | 4,747.28 | 4,738.12 | - | 5,445.21 |
| 143901 | 001 | 2000 | ALLOW FOR DOUBTFUL ACCTS-WATER | (25,000.00) | (25,000.00) | (25,000.00) | (25,000.00) | (25,000.00) | (25,000.00) | (25,000.00) | - | (25,000.00) |
| 143902 | 001 | 2000 | ALLOW FOR DOUBTFUL ACCTS-JOBNG | (13,257.45) | (13,257.45) | (6,649.41) | (6,649.41) | (6,649.41) | (6,885.72) | (6,885.72) | - | (6,885.72) |
| | | | | 1,711,765.65 | 2,251,639.63 | 1,920,288.07 | 1,920,864.13 | 2,487,613.72 | 2,600,595.69 | 3,060,814.46 | | 3,609,603.68 |

Unbilled Revenue

| | | | | | | | | | | | | |
|--------|-----|------|-------------------------------|---------------------|---------------------|---------------------|---------------------|---------------------|---------------------|---------------------|---|---------------------|
| 173150 | 001 | 2000 | A/R: UNBILLED WATER REV-QRTL | - | - | - | - | - | - | - | - | - |
| 173151 | 001 | 2000 | A/R: UNBILLED WATER REV-MONTH | 1,943,294.00 | 1,563,642.00 | 1,783,198.00 | 1,892,598.00 | 1,749,365.00 | 2,612,617.00 | 3,603,192.00 | - | 2,940,163.00 |
| 173152 | 001 | 2000 | A/R: UNBLD REVENUE-RECOUPMENT | 20,758.59 | 20,758.59 | 20,758.59 | 20,758.59 | 20,758.59 | 20,758.59 | 20,758.59 | - | 20,758.59 |
| 173153 | 001 | 2000 | A/R UNBILLED:RECOUP STEP INCR | - | - | - | - | - | - | - | - | - |
| | | | | 1,964,052.59 | 1,584,400.59 | 1,803,956.59 | 1,913,356.59 | 1,770,123.59 | 2,633,375.59 | 3,623,950.59 | | 2,960,921.59 |

Inventory & Supplies

| | | | | | | | | | | | | |
|--------|-----|------|-----------------------------|------------|------------|------------|------------|------------|------------|------------|---|------------|
| 151100 | 001 | 2000 | INVENTORY: PIPES & FITTINGS | 367,223.25 | 364,068.92 | 370,943.12 | 372,820.89 | 376,524.04 | 370,514.59 | 378,240.83 | - | 389,684.22 |
| 151101 | 001 | 2000 | INVENTORY: NEW METERS | 90,812.38 | 106,127.21 | 95,919.07 | 97,325.08 | 98,320.96 | 97,940.41 | 100,297.33 | - | 102,515.40 |
| 151150 | 001 | 2000 | INVENTORY: MISC T & D | 1,288.99 | 1,288.99 | 1,288.99 | 1,257.35 | 1,257.35 | 1,257.35 | 1,257.35 | - | 1,244.79 |
| 151200 | 001 | 2000 | INVENTORY: WTP SPARE PARTS | - | - | - | - | - | - | - | - | - |
| 151201 | 001 | 2000 | INVENTORY: WTP CHEMICALS | 137,662.52 | 133,561.28 | 139,728.57 | 151,454.69 | 105,579.94 | 143,863.60 | 117,803.11 | - | 106,137.15 |
| 151250 | 001 | 2000 | INVENTORY: FLEET/VEHICLES | (21.97) | (75.13) | (75.13) | (75.13) | (75.13) | (75.13) | (75.13) | - | (75.13) |

| | | | | | | | | | | | |
|--------|-----|------|-------------------------------------|----------------------|----------------------|----------------------|----------------------|----------------------|----------------------|----------------------|----------------------|
| 151300 | 001 | 2000 | INVENTORY:BACKUP GENERAT FUEL | 20,553.11 | 20,553.11 | 20,553.11 | 20,553.11 | 20,553.11 | 20,553.11 | 20,553.11 | 20,553.11 |
| 151600 | 001 | 2000 | INV: CUSTOMER HANDBOOK/FOLDER | - | - | - | - | - | - | - | - |
| 151615 | 001 | 2000 | INV: CUSTOMER BROCHURE/INSERTS | - | - | - | - | - | - | - | - |
| 151625 | 001 | 2000 | INVENTORY: CUST CONSERVATION | - | - | - | - | - | - | - | - |
| 151650 | 001 | 2000 | INVENTORY: BILLING & ACCTING | 8,700.24 | 7,269.15 | 5,282.92 | 2,351.79 | 8,718.30 | 11,704.82 | 10,449.42 | 8,069.02 |
| 151700 | 001 | 2000 | INVENTORY: POCKET FOLDERS | - | - | - | - | - | - | - | - |
| 151725 | 001 | 2000 | INVENTORY:EDUCATIONAL SUPPLIES | - | - | - | - | - | - | - | - |
| 151730 | 001 | 2000 | INVENTORY: CCR'S | - | - | - | - | - | - | - | - |
| | | | | 626,218.52 | 632,793.53 | 633,640.65 | 645,687.78 | 610,878.57 | 645,758.75 | 628,526.02 | 628,128.56 |
| | | | Prepaid Expenses & Other | | | | | | | | |
| 162100 | 001 | 2000 | PREPAID INSURANCE | 94,233.99 | 101,625.83 | 52,439.13 | 101,581.99 | 109,792.70 | 118,086.74 | 129,373.11 | 137,726.85 |
| 162150 | 001 | 2000 | PREPAID COMPUTER CLASSES | - | - | - | - | - | - | - | - |
| 162200 | 001 | 2000 | PREPAID COMPUTER MAINTENANCE | 282,613.39 | 244,719.60 | 250,756.42 | 281,743.86 | 246,856.11 | 361,193.61 | 414,020.77 | 414,763.67 |
| 163310 | 001 | 2000 | PREPAID PROPERTY TAXES | 448,512.15 | 224,256.04 | - | - | - | 743,072.27 | 495,381.51 | 247,690.75 |
| 162350 | 001 | 2000 | PREPAID OFFICE EQUIPMENT | - | - | - | - | - | - | - | - |
| 162400 | 001 | 2000 | CLEARING ACCOUNT (DO NOT USE) | - | - | - | - | - | - | - | - |
| 162450 | 001 | 2000 | PREPAID HECOP III OFFICE LEASE | 27,790.31 | 27,790.31 | 27,790.31 | 27,790.31 | 27,790.31 | 27,790.31 | 28,199.00 | 28,199.00 |
| 162500 | 001 | 2000 | PREPAID POSTAGE | 44,417.89 | 46,174.54 | 48,082.51 | 65,510.66 | 57,179.61 | 59,746.66 | 44,657.10 | 29,845.46 |
| 162700 | 001 | 2000 | PREPAID EXPENSES | 281,771.40 | 269,510.40 | 279,235.31 | 303,904.74 | 294,400.38 | 263,586.46 | 278,370.64 | 262,361.15 |
| 162300 | 001 | 2000 | PREPAID TAXES | - | - | - | - | - | - | - | 252,408.00 |
| 162310 | 001 | 2000 | PREPAID PROPERTY TAXES | - | - | - | - | - | - | - | - |
| 184100 | 001 | 2000 | CLEARING ACCOUNT | (30,278.39) | (28,553.67) | (9,236.25) | 92,026.66 | 122,918.49 | (25,454.43) | (25,454.43) | (25,454.43) |
| | | | | 1,149,060.74 | 885,523.05 | 649,067.43 | 872,558.22 | 858,937.60 | 1,548,021.62 | 1,364,547.70 | 1,347,540.45 |
| 233300 | 001 | 2000 | INTERCO PAY/REC: PWW/PCP | 29,204,090.99 | 25,052,284.53 | 23,935,283.14 | 23,763,259.88 | 21,319,972.60 | 22,160,815.19 | 19,869,521.49 | 18,782,071.74 |
| 233400 | 001 | 2000 | INTERCO PAY/REC: PWW/TSC | 580.33 | 855.09 | 856.69 | 1,354.30 | 1,586.01 | 1,817.76 | 2,049.56 | 2,281.41 |
| 233500 | 001 | 2000 | INTERCO PAY/REC: PWW/PWS | 246,493.66 | 435,554.76 | 649,298.25 | 810,171.81 | 987,444.21 | 1,238,448.36 | 1,436,074.03 | 1,627,760.69 |
| 233600 | 001 | 2000 | INTERCO PAY/REC: PWW/PAC | 31,232.07 | 63,118.11 | 90,875.04 | 121,956.61 | 152,666.36 | 183,698.74 | 215,865.75 | 258,164.50 |
| 233650 | 001 | 2000 | INTERCO LOAN PWW/PAC: RSF | 12,954.74 | 12,954.74 | 12,954.74 | 12,954.74 | 12,954.74 | 12,954.74 | 12,954.74 | 12,954.74 |
| 233700 | 001 | 2000 | INTERCO PAY/REC: PWW/PEU | 389,040.58 | 736,217.14 | 1,126,431.53 | 1,123,590.81 | 1,490,170.39 | 1,549,451.22 | 1,982,212.96 | 2,432,978.89 |
| | | | | 29,884,392.37 | 26,300,984.37 | 25,815,699.39 | 25,833,288.15 | 23,964,794.31 | 25,147,186.01 | 23,518,678.53 | 23,116,211.97 |
| | | | Total Current Assets | 34,809,460.18 | 29,006,317.62 | 29,611,495.90 | 29,539,946.49 | 34,060,780.65 | 33,574,236.93 | 35,830,614.23 | 37,674,515.38 |
| | | | Other Assets | | | | | | | | |
| | | | Abandoned Property | | | | | | | | |
| 182110 | 001 | 2000 | ABAND PROP:CABOT PRESERVE WELL | - | - | - | - | - | - | - | - |
| 182120 | 001 | 2000 | ABAND PROP: DUNLAP WOODS WELLS | - | - | - | - | - | - | - | - |
| 182300 | 001 | 2000 | SERV ABAND: BRIDGE/SANDERS ST | - | - | - | - | - | - | - | - |
| 182500 | 001 | 2000 | MAIN ABANDONMENT: CUSHING AVE | - | - | - | - | - | - | - | - |
| | | | Other Deferred Charges | | | | | | | | |
| 186100 | 001 | 2000 | ACQUISITION PREMIUM - MARA | 64,585,422.26 | 64,424,527.68 | 64,263,633.11 | 64,102,738.53 | 63,941,843.95 | 63,780,949.37 | 63,620,054.79 | 63,459,160.21 |
| 186120 | 001 | 2000 | FIFIELD TANK INSPECTION | - | - | - | - | - | - | - | - |
| 186126 | 001 | 2000 | MAST ROAD RAILROAD CROSSING | - | - | - | - | - | - | - | - |
| 186130 | 001 | 2000 | SERGEANT WOODS - NEWTON NH | - | - | - | - | - | - | - | - |
| 186136 | 001 | 2000 | WATER ST OFFICE RELOCATION | - | - | - | - | - | - | - | - |
| 186140 | 001 | 2000 | SARBANES-OXLEY | - | - | - | - | - | - | - | - |
| 186145 | 001 | 2000 | 2ND STEP DEFERRED EXPENSE | - | - | - | - | - | - | - | - |
| 186150 | 001 | 2000 | BOND DEFEASANCE PREMIUM | - | - | - | - | - | - | - | - |
| 186172 | 001 | 2000 | MERRIMACK INTERCONNECT STUDY | - | - | - | - | - | - | - | - |
| 186173 | 001 | 2000 | BERKELY/SWART TERRACE STUDY | - | - | - | - | - | - | - | - |
| 186175 | 001 | 2000 | CROSS CONNECTION SURVEY-NASHUA | 22,392.18 | 22,006.37 | 21,620.56 | 21,234.75 | 20,848.95 | 20,463.14 | 20,077.33 | 19,691.53 |
| 186180 | 001 | 2000 | PWW TRADEMARK | - | - | - | - | - | - | - | - |
| 186202 | 001 | 2000 | UNION NEGOTIATIONS - 2002 | - | - | - | - | - | - | - | - |
| 186203 | 001 | 2000 | UNION NEGOTIATIONS - 2006-2007 | - | - | - | - | - | - | - | - |

| | | | | | | | | | | | | | |
|--------|-----|------|--|------------|------------|------------|------------|------------|------------|------------|------------|-----------|-----------|
| 186204 | 001 | 2000 | UNION NEGOTIATIONS - 2010 | - | - | - | - | - | - | - | - | - | - |
| 186205 | 001 | 2000 | UNION NEGOTIATIONS - 2013 | - | - | - | - | - | - | - | - | - | - |
| 186206 | 001 | 2000 | UNION NEGOTIATIONS - 2015 | - | - | - | - | - | - | - | - | - | - |
| 186207 | 001 | 2000 | UNION NEGOTIATIONS - 2017 | 1,156.34 | 1,033.32 | 910.31 | 787.29 | 664.26 | 541.25 | 418.22 | 295.20 | | |
| 186210 | 001 | 2000 | TYNGSBORO WHOLESAL AGREEMENT | 9,654.08 | 9,516.24 | 9,378.41 | 9,240.57 | 9,102.74 | 8,964.90 | 8,827.07 | 8,689.23 | | |
| 186215 | 001 | 2000 | PWW/PEU-COST OF SERVICE STUDY | 5,288.86 | 5,212.17 | 5,135.48 | 5,058.79 | 4,982.10 | 4,905.41 | 4,828.72 | 4,752.02 | | |
| 186220 | 001 | 2000 | COST OF SERVICE STUDY 2001 | - | - | - | - | - | - | - | - | - | - |
| 186225 | 001 | 2000 | EMPLOYEE RECRUITOR FEES | - | - | - | - | - | - | - | - | - | - |
| 186230 | 001 | 2000 | SYNERGEN TRAINING - 2007 | - | - | - | - | - | - | - | - | - | - |
| 186233 | 001 | 2000 | WILL STREET RENOVATIONS 2006 | - | - | - | - | - | - | - | - | - | - |
| 186235 | 001 | 2000 | RATE CASE: 2008 | - | - | - | - | - | - | - | - | - | - |
| 186240 | 001 | 2000 | RATE CASE - 2006 | - | - | - | - | - | - | - | - | - | - |
| 186241 | 001 | 2000 | 2010 DEFERRED RATE CASE EXP | - | - | - | - | - | - | - | - | - | - |
| 186242 | 001 | 2000 | RATE CASE EXPENSE: 2012 | - | - | - | - | - | - | - | - | - | - |
| 186243 | 001 | 2000 | RATE CASE EXPENSE: 2015 | 10,533.23 | 10,533.23 | 10,533.23 | 10,533.23 | 10,533.23 | 10,533.23 | 10,533.23 | 10,533.23 | 10,533.23 | 10,533.23 |
| 186244 | 001 | 2000 | RATE CASE EXPENSE: 2018 | 111,063.66 | 113,492.16 | 120,906.21 | 140,484.75 | 158,883.10 | 173,061.10 | 173,145.10 | 174,572.60 | | |
| 186245 | 001 | 2000 | DEFERRED ASSET - SERP | 789,009.50 | 789,009.50 | 787,341.50 | 787,341.50 | 787,341.50 | 785,634.50 | 785,634.50 | 785,634.50 | | |
| 186250 | 001 | 2000 | ADULT LEARNCTR-NASHUA LAW SUIT | - | - | - | - | - | - | - | - | - | - |
| 186255 | 001 | 2000 | MERRIMACK VILLAGE DAM | - | - | - | - | - | - | - | - | - | - |
| 186256 | 001 | 2000 | MERRIMACK VILLAGE DAM:PHASE II | - | - | - | - | - | - | - | - | - | - |
| 186257 | 001 | 2000 | MERRIMACK VILLAGE DAM DEOMOLIT | - | - | - | - | - | - | - | - | - | - |
| 186260 | 001 | 2000 | NASHUA AERIAL PHOTOGRAPHY PROJ | - | - | - | - | - | - | - | - | - | - |
| 186270 | 001 | 2000 | STUDY: BROOK DAMS ACTION PLAN | - | - | - | - | - | - | - | - | - | - |
| 186275 | 001 | 2000 | 2007 CELL TOWER LEASE SALE | - | - | - | - | - | - | - | - | - | - |
| 186300 | 001 | 2000 | HI-LO WELL #4 REDEVELOP 2010 | 10,643.25 | 10,557.45 | 10,471.64 | 10,385.84 | 10,300.03 | 10,214.23 | 10,128.42 | 10,042.62 | | |
| 186320 | 001 | 2000 | TARIFF FILING: SYS UPGRADE FEE | - | - | - | - | - | - | - | - | - | - |
| 186325 | 001 | 2000 | RATE CASE EXPENSE: 2004 | - | - | - | - | - | - | - | - | - | - |
| 186330 | 001 | 2000 | PENNICHUCK POND AQUIFER STUDY | - | - | - | - | - | - | - | - | - | - |
| 186335 | 001 | 2000 | WATERSHED PROTECTION VIDEOS-PENN BROOK | 2,795.14 | 2,609.59 | 2,424.04 | 2,238.48 | 2,052.92 | 1,867.37 | 1,681.81 | 1,496.26 | | |
| 186420 | 001 | 2000 | WATERSHED STUDY | - | - | - | - | - | - | - | - | - | - |
| 186421 | 001 | 2000 | RESERVOIR STORAGE & SEDIMENT MONITORING | 7,225.13 | 6,897.67 | 6,570.20 | 6,242.74 | 5,915.28 | 5,587.81 | 5,260.35 | 4,932.88 | | |
| 186425 | 001 | 2000 | NRPC - MUTUAL AID STUDY | - | - | - | - | - | - | - | - | - | - |
| 186430 | 001 | 2000 | CATCH BASIN MARKING 2004 | - | - | - | - | - | - | - | - | - | - |
| 186450 | 001 | 2000 | PENNICHUCK BROOK WATERSHED STY | - | - | - | - | - | - | - | - | - | - |
| 186451 | 001 | 2000 | WATERSHED GRDWTR MONT:PENN BRK | 7,740.94 | 7,561.07 | 7,381.17 | 7,201.29 | 7,021.40 | 6,841.51 | 6,661.63 | 6,481.76 | | |
| 186452 | 001 | 2000 | WATERSHED SCHOOL EDUCATION | 9,748.46 | 9,521.68 | 9,294.90 | 9,068.12 | 8,841.34 | 8,614.57 | 8,387.79 | 8,161.02 | | |
| 186453 | 001 | 2000 | PENNICHUCK BROOK SAEF YIELD EVALUATION | 18,248.26 | 18,025.72 | 17,803.18 | 17,580.64 | 17,358.10 | 17,135.56 | 16,913.02 | 16,690.48 | | |
| 186454 | 001 | 2000 | SOURCE WATER PROTECTION STUDY | 10,633.34 | 10,450.01 | 10,266.68 | 10,083.35 | 9,900.02 | 9,716.69 | 9,533.36 | 9,350.03 | | |
| 186455 | 001 | 2000 | HARRIS POND BATHYMETRIC SURVEY | 9,250.51 | 8,830.80 | 8,411.10 | 7,991.38 | 7,571.67 | 7,151.95 | 6,732.24 | 6,312.52 | | |
| 186456 | 001 | 2000 | HARRIS & BOWERS POND VEGETATION ASSESSMENT | 8,844.77 | 8,764.04 | 8,683.31 | 8,602.58 | 8,521.85 | 8,441.12 | 8,360.39 | 8,279.66 | | |
| 186457 | 001 | 2000 | INFILL & DREDGING FEAS STUDY: HARRIS/BOWERS/TINKER | 36,023.35 | 35,700.12 | 35,376.89 | 35,053.66 | 34,730.43 | 34,407.20 | 34,083.97 | 33,760.74 | | |
| 186460 | 001 | 2000 | STUMP PD WATRSHD:COMM BAS EDUC | - | - | - | - | - | - | - | - | - | - |
| 186461 | 001 | 2000 | STUMP PD STORMWATER BMP | 1,277.24 | 1,266.32 | 1,255.40 | 1,244.48 | 1,233.56 | 1,222.64 | 1,211.72 | 1,200.80 | | |
| 186465 | 001 | 2000 | STORMWATER BMP RETROFIT EVAL | 6,763.75 | 6,570.50 | 6,377.25 | 6,184.00 | 5,990.75 | 5,797.50 | 5,604.25 | 5,411.00 | | |
| 186466 | 001 | 2000 | STORMWATER BMP OUTREACH | 15,610.40 | 15,468.49 | 15,326.58 | 15,184.67 | 15,042.76 | 14,900.85 | 14,758.94 | 14,617.03 | | |
| 186470 | 001 | 2000 | TOWN OF MILFORD-WATERSHED STDY | - | - | - | - | - | - | - | - | - | - |
| 186475 | 001 | 2000 | UPPER MERRIMACK WTRSHED STUDY | - | - | - | - | - | - | - | - | - | - |
| 186480 | 001 | 2000 | FACILIT STUDY:NASHUA/MERRIMACK | - | - | - | - | - | - | - | - | - | - |
| 186485 | 001 | 2000 | WATERSHED MONITOR-SEDIMENT DEP | 11,624.78 | 11,283.28 | 10,941.77 | 10,600.27 | 10,258.76 | 9,917.26 | 9,575.75 | 9,234.25 | | |
| 186490 | 001 | 2000 | WATERSHED-ROOF LEADER EDUCAT | 6,187.79 | 6,047.20 | 5,906.55 | 5,765.94 | 5,625.30 | 5,484.64 | 5,344.05 | 5,203.46 | | |
| 186500 | 001 | 2000 | WATERSHED:BMP RETROFIT EVAL | - | - | - | - | - | - | - | - | - | - |
| 186510 | 001 | 2000 | WATERSHED RESTORATION PLAN | 23,577.33 | 22,905.57 | 22,233.77 | 21,562.01 | 20,890.21 | 20,218.45 | 19,546.65 | 18,874.89 | | |
| 186520 | 001 | 2000 | FEAS STUDY-STSWEEP/CATCH BASIN | 14,611.68 | 14,300.80 | 13,989.90 | 13,679.04 | 13,368.18 | 13,057.28 | 12,746.40 | 12,435.52 | | |
| 186530 | 001 | 2000 | K-M NATURAL GAS STUDY | 9,926.19 | 9,780.22 | 9,634.25 | 9,488.28 | 9,342.31 | 9,196.34 | 9,050.37 | 8,904.40 | | |
| 186550 | 001 | 2000 | OSHA COMPLIANCE | - | - | - | - | - | - | - | - | - | - |
| 186600 | 001 | 2000 | ASSET MANAGEMENT ASSESS STUDY | 69,575.03 | 68,094.72 | 66,614.35 | 65,134.10 | 63,653.85 | 62,173.48 | 60,693.17 | 59,212.86 | | |

| | | | | | | | | | | | | | |
|--------|-----|------|-----------------------------------|-----------------------|-----------------------|-----------------------|-----------------------|-----------------------|-----------------------|-----------------------|-----------------------|------------------|------------------|
| 186610 | 001 | 2000 | RISK ASSESSMENT & EMERG PLAN | - | - | - | - | - | - | - | - | - | - |
| 186650 | 001 | 2000 | EMINENT DOMAIN COSTS | - | - | - | - | - | - | - | - | - | - |
| 186670 | 001 | 2000 | PENNICHUCK BROOK WATERSHED WEB | - | - | - | - | - | - | - | - | - | - |
| 186671 | 001 | 2000 | PENNICHUCK BROOK PONDS AERIAL | - | - | - | - | - | - | - | - | - | - |
| 186675 | 001 | 2000 | WEB SITE UPGRADE 2006 | - | - | - | - | - | - | - | - | - | - |
| 186680 | 001 | 2000 | WEB-SITE UPGRADE 2012 | - | - | - | - | - | - | - | - | - | - |
| 186690 | 001 | 2000 | CWS PHASE II & V WAIVER | - | - | - | - | - | - | - | - | - | - |
| 186700 | 001 | 2000 | ONGOING WATERSHED STUDY 00-04 | - | - | - | - | - | - | - | - | - | - |
| 186710 | 001 | 2000 | WATERSHED PROTECT STUDY - 2005 | - | - | - | - | - | - | - | - | - | - |
| 186720 | 001 | 2000 | COMPENSATION STUDY 2004 | - | - | - | - | - | - | - | - | - | - |
| 186730 | 001 | 2000 | COMPENSATION STUDY: 2008 | - | - | - | - | - | - | - | - | - | - |
| 186770 | 001 | 2000 | WTP SLUDGE TANK CLEANING 2015 | 44,241.99 | 43,611.84 | 42,981.69 | 42,351.54 | 41,721.39 | 41,091.24 | 40,461.09 | 39,830.95 | | |
| 186775 | 001 | 2000 | WTP SLUDGE TANK CLEANING 2005 | - | - | - | - | - | - | - | - | - | - |
| 186780 | 001 | 2000 | PWW BOND APPLICATION FEE | - | - | - | - | - | - | - | - | - | - |
| 186790 | 001 | 2000 | LINE OF CREDIT TD BANK | - | - | - | - | - | - | - | - | - | - |
| 186860 | 001 | 2000 | MSDC EXP - BEDFORD/POWDER HILL | 353,132.47 | 349,219.61 | 345,306.76 | 341,393.92 | 337,481.09 | 333,568.24 | 329,655.40 | 325,742.54 | | |
| 186861 | 001 | 2000 | MSDC EXP - MANCHESTER WATER WORKS | - | - | - | - | - | - | - | - | - | - |
| 186863 | 001 | 2000 | DEPRECIATION STUDY - 2006 | - | - | - | - | - | - | - | - | - | - |
| 186865 | 001 | 2000 | DEPRECIATION STUDY 2007 | - | - | - | - | - | - | - | - | - | - |
| 186870 | 001 | 2000 | COST OF REMOVAL ANALYSIS-2007 | - | - | - | - | - | - | - | - | - | - |
| 186901 | 001 | 2000 | MILFORD: MASON DR FEASIBILITY | - | - | - | - | - | - | - | - | - | - |
| 186910 | 001 | 2000 | FILTRATION MEDIA STUDY 2001 | - | - | - | - | - | - | - | - | - | - |
| 186950 | 001 | 2000 | DEFERRED ASSET: PENSION | 10,239,249.17 | 10,209,678.34 | 10,180,107.51 | 10,150,536.68 | 10,120,965.85 | 10,091,395.02 | 10,061,824.19 | 10,032,253.36 | | |
| 186955 | 001 | 2000 | DEFERRED ASSET:POST 65 HEALTH | 1,076,097.50 | 1,074,535.00 | 1,072,972.50 | 1,071,410.00 | 1,069,847.50 | 1,068,285.00 | 1,066,722.50 | 1,065,160.00 | | |
| 186960 | 001 | 2000 | DEF ASSET:EARLY RETIRE HEALTH | - | - | - | - | - | - | - | - | - | - |
| 186998 | 001 | 2000 | EMINENT DOMAIN ALLOWANCE | - | - | - | - | - | - | - | - | - | - |
| | | | | 77,527,548.58 | 77,327,010.71 | 77,129,790.20 | 76,946,402.42 | 76,761,834.38 | 76,571,338.85 | 76,368,456.42 | 76,166,917.55 | | |
| 183000 | 001 | 2000 | DEFERRED TAX ASSET | - | - | - | - | - | - | - | - | - | - |
| 183001 | 001 | 2000 | GROSS-UP TO REG ASSET AFUDC | - | - | - | - | - | - | - | - | - | - |
| 183100 | 001 | 2000 | PRELIM SURVEY/INVESTIGATE CHR | 2,954.08 | 2,954.08 | 2,954.08 | 2,954.08 | 2,954.08 | 2,954.08 | 2,954.08 | 2,954.08 | 2,954.08 | 2,954.08 |
| 162900 | 001 | 2000 | DEFERRED ASSET - PENSION | - | - | - | - | - | - | - | - | - | - |
| 162905 | 001 | 2000 | DEFERRED ASSET-POST 65 HEALTH | - | - | - | - | - | - | - | - | - | - |
| 162915 | 001 | 2000 | DEFR ASSET:EARLY RETIRE HEALTH | - | - | - | - | - | - | - | - | - | - |
| 181000 | 001 | 2000 | UNAMORTIZED DEBT EXPENSE | 4,087,606.90 | 4,064,417.33 | 4,044,917.85 | 4,299,911.89 | 4,295,043.75 | 4,283,308.88 | 4,266,309.12 | 4,270,703.21 | | |
| 181100 | 001 | 2000 | UNAMORT DEBT EXPENSE: OID | - | - | - | - | - | - | - | - | - | - |
| | | | Total Other Assets | 81,618,109.56 | 81,394,382.12 | 81,177,662.13 | 81,249,268.39 | 81,059,832.21 | 80,857,601.81 | 80,637,719.62 | 80,440,574.84 | | |
| | | | Total Assets | 292,067,399.40 | 285,595,326.10 | 285,655,173.53 | 285,312,408.54 | 289,545,021.68 | 288,729,010.54 | 290,552,568.31 | 292,321,494.27 | | |
| | | | | | | | | | | | | | |
| | | | Equity and Liabilities | | | | | | | | | | |
| | | | | | | | | | | | | | |
| | | | Shareholder's Equity | | | | | | | | | | |
| 201100 | 001 | 2000 | COMMON STOCK | (30,000.00) | (30,000.00) | (30,000.00) | (30,000.00) | (30,000.00) | (30,000.00) | (30,000.00) | (30,000.00) | (30,000.00) | (30,000.00) |
| 211000 | 001 | 2000 | ADDITIONAL PAID IN CAPITAL | (106,951,794.71) | (101,130,971.74) | (101,130,971.74) | (101,130,971.74) | (101,130,971.74) | (101,130,971.74) | (101,130,971.74) | (101,130,971.74) | (101,130,971.74) | (101,130,971.74) |
| 219100 | 001 | 2000 | OTHER COMPREHENSIVE INCOME | - | - | - | - | - | - | - | - | - | - |
| 438000 | 001 | 2100 | DIVIDENDS: COMMON STOCK | - | - | - | - | - | - | - | - | - | - |
| | | | Retained Earnings | | | | | | | | | | |
| 215500 | 001 | 2000 | RETAINED EARNINGS BEG - PWW | (386,828.76) | - | - | - | - | - | - | - | - | - |
| | | | Net Profit or Loss | 179,385.96 | 440,850.17 | 478,712.77 | 603,607.38 | 870,507.12 | 232,402.80 | (1,367,449.49) | (1,973,077.69) | | |

| | | | | | | | | | |
|---------------------|--|--|--|--|--|--|--|--|--|
| Total Equity | | | | | | | | | |
|---------------------|--|--|--|--|--|--|--|--|--|

| | | | | | | | | | |
|--|--|--|--|--|--|--|--|--|--|
| | | | | | | | | | |
|--|--|--|--|--|--|--|--|--|--|

Total Long Term Debt

| | | | | | | | | | | |
|--------|-----|------|---------------------------------------|-----------------|-----------------|-----------------|-----------------|-----------------|-----------------|-----------------|
| 221000 | 001 | 2000 | LONG TERM DEBT: BONDS & NOTES | - | - | - | - | - | - | - |
| 221001 | 001 | 2000 | LTD: PAYCHECK PROTECTION PROGRAM LOAN | - | - | - | - | - | (1,271,831.00) | (1,271,831.00) |
| 221002 | 001 | 2000 | LONG TERM DEBT-SRF/HUBBARD | (25,957.58) | (24,103.41) | (22,249.24) | (20,395.07) | (18,540.90) | (16,686.73) | (14,832.56) |
| 221003 | 001 | 2000 | LONG TERM DEBT: TWIN RIDGE SRF | - | - | - | - | - | - | - |
| 221005 | 001 | 2000 | SRF LOAN CONTRACT #4 | (1,598,992.54) | (1,585,802.42) | (1,572,573.96) | (1,559,307.05) | (1,546,001.58) | (1,532,657.43) | (1,519,274.50) |
| 221006 | 001 | 2000 | LTD - SRF/ASHLEY COMMONS | (167,375.08) | (166,491.08) | (165,599.08) | (164,700.08) | (163,794.08) | (162,881.08) | (161,961.08) |
| 221007 | 001 | 2000 | LTD - SRF/FRENCH HILL | (512,668.52) | (510,383.52) | (508,078.52) | (505,754.52) | (503,410.52) | (501,046.52) | (498,663.52) |
| 221008 | 001 | 2000 | LTD: SRF/ARMORY-SOUTH NASHUA | (115,078.00) | (114,523.00) | (113,964.00) | (113,400.00) | (112,832.00) | (112,259.00) | (111,681.00) |
| 221009 | 001 | 2000 | LTD: SRF/GLEN RIDGE | (38,986.00) | (38,817.00) | (38,646.00) | (38,474.00) | (38,300.00) | (38,125.00) | (37,948.00) |
| 221010 | 001 | 2000 | LTD: SRF/DREW WOODS | (537,115.19) | (533,785.19) | (530,446.19) | (527,099.19) | (523,744.19) | (520,381.19) | (517,009.19) |
| 221011 | 001 | 2000 | LTD: AULI | (2,400,000.00) | - | - | - | - | - | - |
| 221012 | 001 | 2000 | LTD: 1997 BFANH | - | - | - | - | - | - | - |
| 221013 | 001 | 2000 | LTD: 2005A BONDS | - | - | - | - | - | - | - |
| 221014 | 001 | 2000 | LTD: 2005B BONDS | - | - | - | - | - | - | - |
| 221015 | 001 | 2000 | LTD: 2005C BONDS | - | - | - | - | - | - | - |
| 221016 | 001 | 2000 | LTD: SERIES A BONDS | - | - | - | - | - | - | - |
| 221017 | 001 | 2000 | LTD: SERIES BC-3 BONDS | - | - | - | - | - | - | - |
| 221018 | 001 | 2000 | LTD: SERIES BC-4 BONDS | - | - | - | - | - | - | - |
| 221019 | 001 | 2000 | LTD: CROSS ST-AMHERST | - | - | - | - | - | - | - |
| 221020 | 001 | 2000 | LTD: BOSTON POST RD-AMHERST | - | - | - | - | - | - | - |
| 221021 | 001 | 2000 | LTD: BURKE STREET | (1,784,696.57) | (1,776,756.34) | (1,768,799.81) | (1,760,826.95) | (1,752,837.71) | (1,744,832.07) | (1,736,809.99) |
| 221022 | 001 | 2000 | LTD: 2014A BONDS | (35,505,000.00) | (35,505,000.00) | (35,505,000.00) | (35,505,000.00) | (35,505,000.00) | (35,505,000.00) | (35,505,000.00) |
| 221023 | 001 | 2000 | LTD: 2014B BONDS | (4,725,000.00) | (4,725,000.00) | (4,725,000.00) | (4,725,000.00) | (4,725,000.00) | (4,725,000.00) | (4,725,000.00) |
| 221024 | 001 | 2000 | LTD: SRF/TIMBERLINE BOOSTER STATION | (268,833.43) | (267,652.10) | (266,468.19) | (265,281.70) | (264,092.63) | (262,900.96) | (261,706.70) |
| 221025 | 001 | 2000 | LTD: SRF/RAW WATER TRANSMISSION | (2,743,464.69) | (2,732,186.69) | (2,720,890.69) | (2,709,575.69) | (2,698,242.69) | (2,686,890.69) | (2,675,520.69) |
| 221026 | 001 | 2000 | LTD: SERIES 2015A BONDS | (17,710,000.00) | (17,710,000.00) | (17,710,000.00) | (17,710,000.00) | (17,710,000.00) | (17,710,000.00) | (17,710,000.00) |
| 221027 | 001 | 2000 | LTD: SERIES 2015B BONDS | (1,510,000.00) | (1,510,000.00) | (1,510,000.00) | (1,510,000.00) | (1,510,000.00) | (1,510,000.00) | (1,510,000.00) |
| 221028 | 001 | 2000 | LTD:SRF NASHUA CORE-AMHERST ST | (1,066,799.02) | (1,065,017.95) | (1,063,229.56) | (1,061,433.82) | (1,059,630.73) | (1,057,820.28) | (1,056,002.44) |
| 221029 | 001 | 2000 | LTD:SERIES 2018A BONDS | (4,460,000.00) | (4,460,000.00) | (4,460,000.00) | (4,460,000.00) | (4,460,000.00) | (4,460,000.00) | (4,460,000.00) |
| 221030 | 001 | 2000 | LTD:SERIES 2018B BONDS | (900,000.00) | (900,000.00) | (805,000.00) | (805,000.00) | (805,000.00) | (805,000.00) | (805,000.00) |
| 221031 | 001 | 2000 | LTD:SERIES 2019A BONDS | (8,080,000.00) | (8,080,000.00) | (7,945,000.00) | (7,945,000.00) | (7,945,000.00) | (7,945,000.00) | (7,945,000.00) |
| 221032 | 001 | 2000 | LTD:SERIES 2019B BONDS | - | - | - | - | - | - | - |
| 221033 | 001 | 2000 | LTD: DWGTF 3.375M LOAN | (2,859,754.35) | (2,859,754.35) | (2,859,754.35) | (2,859,754.35) | (2,859,754.35) | (2,859,754.35) | (2,859,754.35) |
| 221034 | 001 | 2000 | LTD: DWGTF/MERRIMACK INTAKE 5.5M | (5,307,890.54) | (5,500,000.00) | (5,500,000.00) | (5,500,000.00) | (5,500,000.00) | (5,500,000.00) | (5,419,548.13) |
| 221035 | 001 | 2000 | LTD:SERIES 2020A BONDS | - | - | - | (7,000,000.00) | (7,000,000.00) | (7,000,000.00) | (7,000,000.00) |
| 221036 | 001 | 2000 | LTD:SERIES 2020B BONDS | - | - | - | (380,000.00) | (255,000.00) | (255,000.00) | (255,000.00) |
| 221037 | 001 | 2000 | LTD:SERIES 2020C BONDS | - | - | - | - | - | - | - |
| 221056 | 001 | 2000 | FORGIVABLE DEBT: ASHLEY COMMON | (114,853.56) | (113,912.13) | (112,970.71) | (112,029.29) | (111,087.87) | (110,146.44) | (109,205.02) |
| 221057 | 001 | 2000 | FORGIVABLE DEBT: FRENCH HILL | (369,873.99) | (367,154.32) | (364,434.65) | (361,714.98) | (358,995.31) | (356,275.64) | (353,555.97) |
| 221058 | 001 | 2000 | FORGIVABLE DEBT:ARMORY-NASHUA | (81,589.42) | (80,961.80) | (80,334.18) | (79,706.56) | (79,078.94) | (78,451.32) | (77,823.70) |
| 221059 | 001 | 2000 | FORGIVABLE DEBT: GLEN RIDGE | (28,292.98) | (28,087.96) | (27,882.94) | (27,677.92) | (27,472.90) | (27,267.88) | (27,062.86) |
| 221060 | 001 | 2000 | FORGIVABLE DEBT: AMHERST ST | (255,041.92) | (254,261.98) | (253,482.04) | (252,702.10) | (251,922.16) | (251,142.22) | (250,362.28) |
| 221200 | 001 | 2000 | ORIGINAL ISSUE DISCOUNT | - | - | - | - | - | - | - |

| | | | | | | | | | | |
|-----------------------|--|--|--|--|--|--|--|--|--|--|
| Long Term Debt | | | | | | | | | | |
|-----------------------|--|--|--|--|--|--|--|--|--|--|

| | | | | | | | | | | |
|--|--|--|--|--|--|--|--|--|--|--|
| | | | | | | | | | | |
|--|--|--|--|--|--|--|--|--|--|--|

Current Liabilities

| | | | | | | | | | | |
|--------|-----|------|---------------------------------------|----------------|----------------|----------------|--------------|----------------|----------------|----------------|
| 232100 | 001 | 2000 | FIXED ASSET LINE OF CREDIT | (7,032,341.06) | (7,127,638.61) | (7,127,638.61) | - | (662,790.90) | (1,269,038.83) | (1,464,377.50) |
| 221100 | 001 | 2000 | CURRENT PORTION LONG TERM DEBT | - | - | - | - | - | - | - |
| 221101 | 001 | 2000 | STD: PAYCHECK PROTECTION PROGRAM LOAN | - | - | - | - | (2,543,662.00) | (2,543,662.00) | (1,271,831.00) |
| 221102 | 001 | 2000 | CURRENT PORTION LTD:HUBBARD | (22,250.04) | (22,250.04) | (22,250.04) | (22,250.04) | (22,250.04) | (22,250.04) | (22,250.04) |
| 221105 | 001 | 2000 | CURRENT PORTION LTD:CONT #4 | (155,331.13) | (155,782.62) | (156,235.43) | (156,689.55) | (157,144.99) | (157,601.76) | (158,059.85) |
| 221106 | 001 | 2000 | CURR PORTION LTD: ASHLEY COMM | (10,058.00) | (10,143.00) | (10,229.00) | (10,315.00) | (10,401.00) | (10,486.00) | (10,571.00) |

| | | | | | | | | | | | |
|--|-----|------|--|------------------------|------------------------|------------------------|-----------------------|-----------------------|-----------------------|-----------------------|-----------------------|
| 221107 | 001 | 2000 | CURR PORTION LTD:FRENCH HILL | (25,912.00) | (26,143.00) | (26,375.00) | (26,607.00) | (26,840.00) | (27,074.00) | (27,308.00) | (27,542.00) |
| 221108 | 001 | 2000 | CURRENT PORTION LTD: ARMORY | (6,300.00) | (6,355.00) | (6,409.00) | (6,464.00) | (6,518.00) | (6,573.00) | (6,628.00) | (6,683.00) |
| 221109 | 001 | 2000 | CURRENT PORTION LTD:GLEN RIDGE | (1,918.00) | (1,935.00) | (1,953.00) | (1,970.00) | (1,988.00) | (2,005.00) | (2,023.00) | (2,040.00) |
| 221110 | 001 | 2000 | CURRENT PORTION LTD:DREW WOODS | (39,336.00) | (39,432.00) | (39,529.00) | (39,626.00) | (39,723.00) | (39,820.00) | (39,918.00) | (40,016.00) |
| 221111 | 001 | 2000 | CURRENT PORTION LTD: AULI | (400,000.00) | (2,400,000.00) | (2,400,000.00) | (2,400,000.00) | (2,400,000.00) | (2,400,000.00) | (2,400,000.00) | (2,400,000.00) |
| 221112 | 001 | 2000 | CURRENT PORTION LTD:1997 BFAH | - | - | - | - | - | - | - | - |
| 221121 | 001 | 2000 | CURRENT PORTION LTD: NASHUA CORE-2014 | (94,023.07) | (94,216.14) | (94,409.60) | (94,603.45) | (94,797.70) | (94,992.35) | (95,187.40) | (95,382.85) |
| 221122 | 001 | 2000 | CURRENT PORTION LTD:2014A | (1,190,000.00) | (1,190,000.00) | (1,190,000.00) | (1,190,000.00) | (1,190,000.00) | (1,190,000.00) | (1,190,000.00) | (1,190,000.00) |
| 221123 | 001 | 2000 | CURRENT PORTION LTD:2014B | (105,000.00) | (105,000.00) | (105,000.00) | (105,000.00) | (105,000.00) | (105,000.00) | (105,000.00) | (105,000.00) |
| 221124 | 001 | 2000 | CURRENT PORTION LTD:TIMBERLINE BOOSTER STATION | (13,977.15) | (14,007.62) | (14,038.16) | (14,068.76) | (14,099.42) | (14,130.16) | (14,160.96) | (14,191.83) |
| 221125 | 001 | 2000 | CURRENT PORTION LTD:SRF RAW WATER TRANSMISSION | (133,907.00) | (134,126.00) | (134,345.00) | (134,565.00) | (134,785.00) | (135,005.00) | (135,225.00) | (135,446.00) |
| 221126 | 001 | 2000 | CURRENT PORTION LTD: 2015A | (620,000.00) | (620,000.00) | (620,000.00) | (620,000.00) | (620,000.00) | (620,000.00) | (620,000.00) | (620,000.00) |
| 221127 | 001 | 2000 | CURRENT PORTION LTD: 2015B | (115,000.00) | (115,000.00) | (115,000.00) | (115,000.00) | (115,000.00) | (115,000.00) | (115,000.00) | (115,000.00) |
| 221128 | 001 | 2000 | CURRENT PORTION LTD: SRF NASHUA CORE | (20,805.94) | (20,892.87) | (20,979.95) | (21,067.19) | (21,154.59) | (21,242.13) | (21,329.83) | (21,417.70) |
| 221129 | 001 | 2000 | CURRENT PORTION LTD: SERIES 2018A | - | - | - | - | - | - | - | - |
| 221130 | 001 | 2000 | CURRENT PORTION LTD: SERIES 2018B | (90,000.00) | (90,000.00) | (95,000.00) | (95,000.00) | (95,000.00) | (95,000.00) | (95,000.00) | (95,000.00) |
| 221131 | 001 | 2000 | CURRENT PORTION LTD: SERIES 2019A | - | - | (135,000.00) | (135,000.00) | (135,000.00) | (135,000.00) | (135,000.00) | (135,000.00) |
| 221132 | 001 | 2000 | CURRENT PORTION LTD: SERIES 2019B | (170,000.00) | (170,000.00) | - | - | - | - | - | - |
| 221133 | 001 | 2000 | CURRENT PORTION LTD: DWGTF 3.375M LOAN | - | - | - | - | - | - | - | - |
| 221134 | 001 | 2000 | CURRENT PORTION LTD: DWGTF/MERRIMACK INTAKE 5.5M | - | - | - | - | - | - | (80,451.87) | (80,451.87) |
| 221135 | 001 | 2000 | CURRENT PORTION LTD: SERIES 2020A | - | - | - | - | - | - | - | - |
| 221136 | 001 | 2000 | CURRENT PORTION LTD: SERIES 2020B | - | - | - | - | (125,000.00) | (125,000.00) | (125,000.00) | (125,000.00) |
| 221137 | 001 | 2000 | CURRENT PORTION LTD: SERIES 2020C | - | - | - | - | - | - | - | - |
| 221156 | 001 | 2000 | FORGIVABLE DEBT: STD ASHLEY CM | (11,297.07) | (11,297.07) | (11,297.07) | (11,297.07) | (11,297.07) | (11,297.07) | (11,297.07) | (11,297.07) |
| 221157 | 001 | 2000 | FORGIVABLE DEBT: STD FRENCH HL | (32,636.04) | (32,636.04) | (32,636.04) | (32,636.04) | (32,636.04) | (32,636.04) | (32,636.04) | (32,636.04) |
| 221158 | 001 | 2000 | FORGIVABLE DEBT: STD ARMORY NA | (7,531.44) | (7,531.44) | (7,531.44) | (7,531.44) | (7,531.44) | (7,531.44) | (7,531.44) | (7,531.44) |
| 221159 | 001 | 2000 | FORGIVABLE DEBT: STD GLENRIDGE | (2,460.24) | (2,460.24) | (2,460.24) | (2,460.24) | (2,460.24) | (2,460.24) | (2,460.24) | (2,460.24) |
| 221160 | 001 | 2000 | FORGIVABLE DEBT: AMHERST ST | (9,359.28) | (9,359.28) | (9,359.28) | (9,359.28) | (9,359.28) | (9,359.28) | (9,359.28) | (9,359.28) |
| Current Portion of Long Term Debt | | | | (10,309,443.46) | (12,406,205.97) | (12,377,675.86) | (5,251,510.06) | (8,584,438.71) | (9,192,164.34) | (8,197,605.52) | (8,503,927.22) |
| <u>Accounts Payable & Accr Expenses</u> | | | | | | | | | | | |
| 222000 | 001 | 2000 | ACCOUNTS PAYABLE | - | - | - | - | - | - | - | - |
| 231000 | 001 | 2000 | ACCOUNTS PAYABLE | (678,770.92) | (245,123.67) | (288,716.11) | (168,877.14) | (262,646.34) | (487,669.28) | (467,497.50) | (804,360.73) |
| 231111 | 001 | 2000 | ACCOUNTS PAYABLE | (1,389.19) | (5,925.63) | (13,465.31) | (4,318.39) | (1,030.28) | (22,176.37) | (3,136.41) | (3,559.39) |
| 231222 | 001 | 2000 | ACCOUNTS PAYABLE | (263,214.49) | (287,329.65) | (290,903.88) | (15,307.03) | (47,243.93) | (76,129.79) | (83,647.99) | (303,091.82) |
| 236110 | 001 | 2000 | PAYROLL TAXES PAYABLE | - | - | - | (55,878.64) | (101,238.89) | (148,418.93) | - | - |
| 236111 | 001 | 2000 | FICA TAXES PAYABLE | - | - | - | - | - | - | - | - |
| 236112 | 001 | 2000 | EMPLOYEE WITHHOLDING PAYABLE | - | - | - | - | - | - | - | - |
| 236113 | 001 | 2000 | SUTA TAX PAYABLE - NH | - | - | - | - | - | - | - | - |
| 236114 | 001 | 2000 | FED UNEMPLOYMENT TAX PAYABLE | - | - | - | - | - | - | - | - |
| 236115 | 001 | 2000 | LOCAL PROPERTY TAXES PAYABLE | (84,136.33) | (168,272.66) | (252,409.00) | (308,392.45) | (616,784.90) | - | (84,136.00) | (168,272.00) |
| 236117 | 001 | 2000 | SECTION 125 WITHHOLDING | (2,036.79) | (2,036.79) | (2,036.79) | 5,667.38 | 5,667.38 | 5,667.38 | 4,071.95 | 5,667.38 |
| 236118 | 001 | 2000 | MASS STATE TAX | - | - | - | - | - | - | - | - |
| 236119 | 001 | 2000 | ACCRUED TAXES | - | - | - | - | - | - | - | - |
| 237110 | 001 | 2000 | ACCRUED INTEREST LTD | (555,592.72) | (737,016.47) | (748,431.47) | (1,050,182.51) | (1,450,008.50) | (281,510.92) | (612,442.92) | (924,996.26) |
| 237115 | 001 | 2000 | ACCR INT BC1 AUCTION RATE BNDS | - | - | - | - | - | - | - | - |
| 237120 | 001 | 2000 | ACCRUED INTEREST - LOC | (19,519.93) | (20,712.24) | (21,596.33) | (808.29) | (3,803.42) | (6,165.36) | (4,262.31) | (6,374.63) |
| 241100 | 001 | 2000 | UNION DUES PAYABLE | - | - | (4,364.95) | (5,435.20) | (4,444.23) | (4,521.90) | (5,487.43) | (4,291.23) |
| 241210 | 001 | 2000 | 401K WITHHOLDING PAYABLE | - | - | - | (14,354.78) | - | - | - | - |
| 241215 | 001 | 2000 | 401K LOAN WITHHOLDING PAYABLE | - | - | - | (3,474.89) | - | - | - | - |
| 241220 | 001 | 2000 | UNITED WAY WITHHELD | - | - | (284.00) | (355.00) | (284.00) | (284.00) | (355.00) | (284.00) |
| 241223 | 001 | 2000 | DEPENDENT CARE - FSA | 365.69 | 365.69 | 365.69 | 365.69 | 365.69 | 365.69 | 365.69 | 365.69 |
| 241226 | 001 | 2000 | LTD INSURANCE | (1,731.55) | (1,504.44) | (1,302.54) | (1,837.78) | (1,559.56) | (1,312.11) | (1,800.39) | (1,531.17) |
| 241228 | 001 | 2000 | CAR AND/OR HOME INS WITHHELD | (105.24) | 16.59 | (6.95) | (54.03) | (106.82) | (106.82) | (54.03) | (42.95) |
| 241230 | 001 | 2000 | LIFE INSURANCE WITHHELD | (610.49) | (317.31) | (28.47) | (545.77) | (172.09) | 112.09 | (457.40) | (158.87) |

| | | | | | | | | | | | |
|--------|-----|------|---------------------------------------|------------------------|------------------------|------------------------|-----------------------|------------------------|------------------------|------------------------|------------------------|
| 241237 | 001 | 2000 | VOLUNTARY ACCIDENT INS WITHHELD | (55.13) | (9.17) | 37.00 | (28.55) | 13.99 | 119.05 | 34.12 | 72.22 |
| 241238 | 001 | 2000 | VISION INSURANCE WITHHELD | (928.50) | (911.91) | (828.48) | (939.39) | (841.75) | (724.99) | (881.75) | (763.36) |
| 241300 | 001 | 2000 | MISC CURRENT ACCRUED LIABILITY | (162,804.52) | (281,485.80) | (262,016.73) | (236,484.96) | (590,525.42) | (401,721.11) | (547,511.28) | (481,978.62) |
| 241350 | 001 | 2000 | ACCRUED LIABILITY - RETAINAGE | (562,180.00) | (649,129.78) | (700,355.03) | (524,959.62) | (524,959.62) | (522,516.62) | (522,983.17) | (464,281.95) |
| 241900 | 001 | 2000 | ACCRUED PAYROLL | (179,482.44) | (182,777.35) | (253,216.95) | (151,110.14) | (198,177.53) | (269,927.08) | (186,196.02) | (229,746.62) |
| 241905 | 001 | 2000 | ACCRUED EMPLOYER PAYROLL TAXES | (14,051.34) | (13,608.86) | (19,459.89) | (11,276.84) | (14,390.77) | (5,791.46) | (14,073.60) | (16,804.11) |
| 241910 | 001 | 2000 | ACCRUED VACATION - PWW | (137,514.31) | (160,969.45) | (195,541.29) | (232,529.42) | (260,614.99) | (277,967.82) | (241,429.75) | (232,923.17) |
| | | | | (2,663,758.20) | (2,756,748.90) | (3,054,561.48) | (2,781,117.75) | (4,072,785.98) | (2,500,680.35) | (2,771,881.19) | (3,637,355.59) |
| 241236 | 001 | 2000 | ACCRUED LIAB PENSION-SHORT TRM | - | - | - | - | - | - | - | - |
| 241304 | 001 | 2000 | EARLY RETIREE LIAB-HEALTH - ST | - | - | - | - | - | - | - | - |
| 241316 | 001 | 2000 | POST-65 HEALTH LIABILITY - ST | - | - | - | - | - | - | - | - |
| 228900 | 001 | 2000 | MASS TAXES PAYABLE | - | - | - | - | - | - | - | - |
| | | | Customer Deposits | | | | | | | | |
| 235100 | 001 | 2000 | SERVICE INSTALLATION DEPOSITS | (21,891.95) | (21,407.95) | (20,923.95) | (24,815.00) | (24,311.33) | (28,402.01) | (31,315.01) | (28,370.01) |
| 235150 | 001 | 2000 | CONSTRUCTION METER DEPOSITS | (2,200.00) | (2,000.00) | (2,000.00) | (2,000.00) | (2,600.00) | (3,200.00) | (3,800.00) | (4,200.00) |
| 235250 | 001 | 2000 | HARDSHIP CASE: CREDITS | - | - | - | - | - | (205.63) | (205.63) | (205.63) |
| 235350 | 001 | 2000 | DEPOSITS - MERRIMACK SOURCE DEV | (6,430.00) | (6,430.00) | (8,616.00) | (8,646.00) | (8,646.00) | (10,830.00) | (11,953.00) | (13,076.00) |
| 235550 | 001 | 2000 | SERVICE DEPOSITS: SALISBURY | (1,428.00) | (1,536.00) | (1,560.00) | (1,560.00) | (1,560.00) | (1,776.00) | (2,400.00) | (1,782.00) |
| 235551 | 001 | 2000 | SERVICE DEPOSITS: SALS B METERS | - | - | - | - | - | - | - | - |
| 235600 | 001 | 2000 | SERVICE INSTALL DEPOSITS - PAC | (661.00) | (661.00) | (501.00) | (501.00) | (501.00) | (501.00) | (501.00) | (501.00) |
| 235700 | 001 | 2000 | SERVICE INST DEPOSITS - PEU | (16,527.00) | (20,038.00) | (21,613.00) | (20,653.00) | (30,701.00) | (32,949.00) | (38,556.00) | (43,210.00) |
| 235750 | 001 | 2000 | DEPOSIT-AMHERST (TCI) PROJECT ESCROW | - | - | - | - | - | - | - | - |
| 235800 | 001 | 2000 | DEPOSITS | - | - | - | - | - | - | - | - |
| 235850 | 001 | 2000 | DEPOSITS - SG BEDFORD | (21,033.55) | (21,033.55) | (21,033.55) | (21,033.55) | (21,033.55) | (21,033.55) | (21,033.55) | (21,033.55) |
| | | | | (70,171.50) | (73,106.50) | (76,247.50) | (79,208.55) | (89,352.88) | (98,897.19) | (109,764.19) | (112,378.19) |
| | | | Total Current Liabilities | (13,043,373.16) | (15,236,061.37) | (15,508,484.84) | (8,111,836.36) | (12,746,577.57) | (11,791,741.88) | (11,079,250.90) | (12,253,661.00) |
| | | | Other Deferred Credits | | | | | | | | |
| 241305 | 001 | 2000 | EARLY RETIREE LIABILITY-HEALTH | - | - | - | - | - | - | - | - |
| 241315 | 001 | 2000 | POST-65 HEALTH LIABILITY | (4,602,024.76) | (4,618,128.52) | (4,634,232.28) | (4,650,336.04) | (4,666,439.80) | (4,681,511.56) | (4,703,193.06) | (4,718,780.82) |
| 186440 | 001 | 2000 | VEBA TRUST - UNION | 460,664.95 | 460,664.95 | 460,664.95 | 460,664.95 | 460,664.95 | 460,664.95 | 460,664.95 | 460,664.95 |
| 186445 | 001 | 2000 | VEBA TRUST - NON-UNION | 143,374.51 | 143,374.51 | 143,374.51 | 143,374.51 | 143,374.51 | 143,374.51 | 143,374.51 | 143,374.51 |
| | | | | (3,997,985.30) | (4,014,089.06) | (4,030,192.82) | (4,046,296.58) | (4,062,400.34) | (4,077,472.10) | (4,099,153.60) | (4,114,741.36) |
| 241306 | 001 | 2000 | ACC LIAB: SUP EXEC RETIRE PLAN | (373,712.28) | (366,636.08) | (373,868.88) | (366,702.46) | (359,553.73) | (347,284.00) | (340,135.27) | (332,986.54) |
| 253001 | 001 | 2000 | DEFERRED RENT LIABILITY | - | - | - | - | - | - | - | - |
| 253002 | 001 | 2000 | OTHER DEFERRED CREDITS | - | - | - | - | - | - | - | - |
| 253005 | 001 | 2000 | DEFRENT CR-HECOP III FITUP ALO | (21,290.67) | (19,270.39) | (42,220.87) | (40,139.97) | (38,059.07) | (35,978.17) | (33,897.27) | (31,816.37) |
| 253100 | 001 | 2000 | DEFERRED GAIN: ARMORY ARRA | - | - | - | - | - | - | - | - |
| 253101 | 001 | 2000 | DEFERRED GAIN:ASHLEY CMNS ARRA | - | - | - | - | - | - | - | - |
| | | | | (395,002.95) | (385,906.47) | (416,089.75) | (406,842.43) | (397,612.80) | (383,262.17) | (374,032.54) | (364,802.91) |
| 263231 | 001 | 2000 | ACCURED LIABILITY: PENSION | (12,801,760.67) | (12,896,706.34) | (12,991,652.01) | (12,732,597.68) | (12,827,543.35) | (12,573,489.02) | (12,437,334.69) | (12,532,280.36) |
| 241235 | 001 | 2000 | ACCRUED STOCK COMP EXPENSE | - | - | - | - | - | - | - | - |
| 251000 | 001 | 2000 | UNAMORTIZED DEBT PREMIUM | - | - | - | - | - | - | - | - |
| 251001 | 001 | 2000 | UNAMORTIZED DEBT PREMIUM-SERIES 2014A | (1,612,891.96) | (1,607,497.67) | (1,602,103.38) | (1,596,709.09) | (1,591,314.80) | (1,585,920.51) | (1,580,526.22) | (1,575,131.93) |
| 251002 | 001 | 2000 | UNAMORTIZED DEBT PREMIUM-SERIES 2015A | (906,822.78) | (903,906.95) | (900,991.12) | (898,075.29) | (895,159.46) | (892,243.63) | (889,327.80) | (886,411.97) |
| 251003 | 001 | 2000 | UNAMORTIZED DEBT PREMIUM-SERIES 2015B | (198,690.72) | (197,174.00) | (195,657.28) | (194,140.56) | (192,623.84) | (191,107.12) | (189,590.40) | (188,073.68) |
| 251004 | 001 | 2000 | UNAMORTIZED DEBT PREMIUM-SERIES 2018B | (115,381.26) | (115,039.89) | (114,698.52) | (114,357.15) | (114,015.78) | (113,674.41) | (113,333.04) | (112,991.67) |
| 251005 | 001 | 2000 | UNAMORTIZED DEBT PREMIUM-SERIES 2019B | (316,935.05) | (316,029.52) | (315,123.99) | (314,218.46) | (313,312.93) | (312,407.40) | (311,501.87) | (310,596.34) |

| | | | | | | | | | | | |
|--------|-----|------|---------------------------------------|-----------------|-----------------|-----------------|-----------------|-----------------|-----------------|-----------------|-----------------|
| 251006 | 001 | 2000 | UNAMORTIZED DEBT PREMIUM-SERIES 2020A | - | - | - | (81,952.40) | (81,724.75) | (81,497.10) | (81,269.45) | (81,041.80) |
| 255100 | 001 | 2000 | UNAMORTIZED INVESTMENT CREDIT | (434,809.00) | (432,056.00) | (429,303.00) | (426,550.00) | (423,797.00) | (421,044.00) | (418,291.00) | (415,538.00) |
| 283105 | 001 | 2000 | REG LIABILITY-EXCESS DEF TAX | (246,109.06) | (246,109.06) | (246,109.06) | (246,109.06) | (246,109.06) | (246,109.06) | (246,109.06) | (246,109.06) |
| 283106 | 001 | 2000 | DEF TAX LIAB-UNAMORTIZED ITC | (304,572.32) | (303,549.32) | (302,526.32) | (301,503.32) | (300,480.32) | (299,457.32) | (298,434.32) | (297,411.32) |
| 283107 | 001 | 2000 | GROSSUP TO REG LIAB EXCESS DEF | (161,423.59) | (161,423.59) | (161,423.59) | (161,423.59) | (161,423.59) | (161,423.59) | (161,423.59) | (161,423.59) |
| 282100 | 001 | 2000 | DEFERRED TAX ASSET | - | - | - | - | - | - | - | - |
| 282200 | 001 | 2000 | DEFERRED INCOME TAXES | (17,144,332.26) | (17,144,332.26) | (17,144,332.26) | (17,144,332.26) | (17,144,332.26) | (17,144,332.26) | (17,144,332.26) | (17,144,332.26) |
| 283100 | 001 | 2000 | ACCUM DEFERRED INC TAX-REG LIABILITY | (7,395,319.00) | (7,395,319.00) | (7,395,319.00) | (7,395,319.00) | (7,395,319.00) | (7,395,319.00) | (7,395,319.00) | (7,395,319.00) |
| 282201 | 001 | 2000 | DEF TAX OFFSET TO REG LIAB ITC | 304,572.32 | 303,549.32 | 302,526.32 | 301,503.32 | 300,480.32 | 299,457.32 | 298,434.32 | 297,411.32 |
| 282202 | 001 | 2000 | DEF TAX OFFSET TO GU REG ASSET | - | - | - | - | - | - | - | - |
| 282203 | 001 | 2000 | DEF TAX OFFSET TO GU REG LIAB | 161,423.59 | 161,423.59 | 161,423.59 | 161,423.59 | 161,423.59 | 161,423.59 | 161,423.59 | 161,423.59 |

Contributions in Aid of Construction - All Divisions

| | | | | | | | | | | | |
|--------|-----|------|--------------------------------|------------------------|------------------------|------------------------|------------------------|------------------------|------------------------|------------------------|------------------------|
| 271200 | 001 | 2000 | CONTRIBUTIONS IN AID OF CONST | (38,511,033.98) | (38,552,453.23) | (38,596,961.99) | (38,697,957.75) | (38,715,734.02) | (38,601,305.86) | (38,601,305.86) | (38,621,384.04) |
| 271201 | 001 | 2000 | CIAC: BON TERRAIN | (959,060.87) | (959,060.87) | (959,060.87) | (959,060.87) | (959,060.87) | (959,060.87) | (959,060.87) | (959,060.87) |
| 271202 | 001 | 2000 | CIAC: TAYLOR FALLS BOOSTER STA | (150,000.00) | (150,000.00) | (150,000.00) | (150,000.00) | (150,000.00) | (150,000.00) | (150,000.00) | (150,000.00) |
| 271205 | 001 | 2000 | CIAC: TOWN OF AMHERST | (43,000.00) | (43,000.00) | (43,000.00) | (43,000.00) | (43,000.00) | (43,000.00) | (43,000.00) | (43,000.00) |
| 271210 | 001 | 2000 | CIAC: MAST ROAD | (8,500.00) | (8,500.00) | (8,500.00) | (8,500.00) | (8,500.00) | (8,500.00) | (8,500.00) | (8,500.00) |
| 271220 | 001 | 2000 | CIAC: LITTLE POND MAINS | (148,434.95) | (148,434.95) | (148,434.95) | (148,434.95) | (148,434.95) | (148,434.95) | (148,434.95) | (148,434.95) |
| 271225 | 001 | 2000 | CIAC: PWDRHILL/DUNLAP WDS TANK | (55,080.00) | (55,080.00) | (55,080.00) | (55,080.00) | (55,080.00) | (55,080.00) | (55,080.00) | (55,080.00) |
| 271230 | 001 | 2000 | CIAC: URBAN RUNOFF | (62,600.00) | (62,600.00) | (62,600.00) | (62,600.00) | (62,600.00) | (62,600.00) | (62,600.00) | (62,600.00) |
| 271240 | 001 | 2000 | CIAC-NEW SERVICES:ENGLISH WOOD | (7,610.69) | (7,610.69) | (7,610.69) | (7,610.69) | (7,610.69) | (7,610.69) | (7,610.69) | (7,610.69) |
| 271250 | 001 | 2000 | CIAC: SAFE WATER DRINKING ACT | (55,365.80) | (55,365.80) | (55,365.80) | (55,365.80) | (55,365.80) | (55,365.80) | (55,365.80) | (55,365.80) |
| 271260 | 001 | 2000 | CIAC: AUTUMN WOODS BOOSTER STA | (82,592.00) | (82,592.00) | (82,592.00) | (82,592.00) | (82,592.00) | (82,592.00) | (82,592.00) | (82,592.00) |
| 271270 | 001 | 2000 | CIAC: CHERRY LANE WELL | (35,000.00) | (35,000.00) | (35,000.00) | (35,000.00) | (35,000.00) | (35,000.00) | (35,000.00) | (35,000.00) |
| 271275 | 001 | 2000 | CIAC: MANCHESTER INTERCONNECT | (422,611.50) | (422,611.50) | (422,611.50) | (422,611.50) | (422,611.50) | (422,611.50) | (422,611.50) | (422,611.50) |
| 271310 | 001 | 2000 | CIAC - MAPLEWOOD | (264,560.00) | (264,981.00) | (266,244.00) | (266,244.00) | (268,770.00) | (268,770.00) | (269,612.00) | (269,612.00) |
| 271320 | 001 | 2000 | CIAC - LAUREL WOODS | (242,348.60) | (242,348.60) | (242,348.60) | (242,348.60) | (242,348.60) | (242,348.60) | (242,348.60) | (242,348.60) |
| 271400 | 001 | 2000 | CONTR IN AID OF CONST-DEV INST | (2,348,455.85) | (2,348,455.85) | (2,348,455.85) | (2,348,455.85) | (2,348,455.85) | (2,348,455.85) | (2,348,455.85) | (2,348,455.85) |
| 271550 | 001 | 2000 | CIAC: AUTUMN WOODS | (189,754.78) | (189,754.78) | (189,754.78) | (189,754.78) | (189,754.78) | (189,754.78) | (189,754.78) | (189,754.78) |
| 252001 | 001 | 2000 | CUST ADV FOR CONST: MVD INTER | (84,000.00) | (84,000.00) | (84,000.00) | (84,000.00) | (84,000.00) | (84,000.00) | (84,000.00) | (84,000.00) |
| | | | | (43,670,009.02) | (43,711,849.27) | (43,757,621.03) | (43,858,616.79) | (43,878,919.06) | (43,764,490.90) | (43,765,332.90) | (43,785,411.08) |

Reserve for Amort of CIAC: All

| | | | | | | | | | | | |
|--------|-----|------|-------------------------------|---------------|---------------|---------------|---------------|---------------|---------------|---------------|---------------|
| 272101 | 001 | 2000 | RESERVE FOR AMORT OF CIAC:PWW | 10,568,523.68 | 10,636,523.57 | 10,704,567.61 | 10,772,742.20 | 10,840,943.50 | 10,908,187.76 | 10,976,110.63 | 11,044,080.22 |
|--------|-----|------|-------------------------------|---------------|---------------|---------------|---------------|---------------|---------------|---------------|---------------|

Total Deferred Credits (78,667,525.35) (78,729,491.92) (78,834,625.61) (78,683,374.55) (78,723,240.93) (78,274,180.92) (78,069,343.20) (78,108,701.20)

Total Equity & Liabilities (292,067,399.40) (285,595,326.10) (285,655,173.53) (285,312,408.54) (289,545,021.68) (288,729,010.54) (290,552,568.31) (292,321,494.27)

- - - - - - - - - -

| | 9 | 10 | 11 | 12 | | | | |
|---------------------|---------------------|---------------------|---------------------|---------------------|-------------|--------------|------------|-------|
| | Sep-20 | Oct-20 | Nov-20 | Dec-20 | | | | |
| 639,329.93 | 639,329.93 | 639,329.93 | 639,329.93 | 639,329.93 | | | | |
| - | - | - | - | - | | | | |
| - | - | - | - | - | | | | |
| - | - | - | - | - | | | | |
| - | - | - | - | - | | | | |
| 228,178.93 | 228,178.93 | 228,178.93 | 228,178.93 | 228,178.93 | | | | |
| - | - | - | - | - | | | | |
| - | - | - | - | - | | | | |
| 552,513.16 | 552,513.16 | 552,513.16 | 552,513.16 | 552,513.16 | | | | |
| 688,358.24 | 688,358.24 | 688,358.24 | 688,358.24 | 688,358.24 | | | | |
| - | - | - | - | - | | | | |
| - | - | - | - | - | | | | |
| - | - | - | - | - | | | | |
| 2,108,380.26 | 2,108,380.26 | 2,108,380.26 | 2,108,380.26 | 2,108,380.26 | | | | |
| 4,937,431.38 | 4,937,431.38 | 4,937,431.38 | 4,937,431.38 | 4,843,997.59 | | | | |
| - | - | - | - | - | | | | |
| 404,000.00 | 404,000.00 | 404,000.00 | 404,000.00 | 404,000.00 | | | | |
| - | - | - | - | - | | | | |
| - | - | - | - | - | | | | |
| - | - | - | - | - | | | | |
| 3,215,625.89 | 3,215,625.89 | 3,215,625.89 | 3,215,625.89 | 3,499,067.24 | 14245113.53 | -14245113.53 | 2671556.09 | ##### |
| - | - | - | - | - | | | | |
| - | - | - | - | - | | | | |
| 25,289.68 | 25,289.68 | 25,289.68 | 25,289.68 | 25,289.68 | | | | |
| - | - | - | - | - | | | | |
| - | - | - | - | - | | | | |
| - | - | - | - | - | | | | |
| 3,772.19 | 3,772.19 | 3,772.19 | 3,772.19 | 3,772.19 | | | | |
| 2,899,651.58 | 2,899,651.58 | 2,899,651.58 | 2,899,651.58 | 2,945,398.28 | | | | |
| 65,787.00 | 65,787.00 | 65,787.00 | 65,787.00 | 65,787.00 | | | | |
| - | - | - | - | - | | | | |
| - | - | - | - | - | | | | |
| - | - | - | - | - | | | | |
| 178,190.83 | 178,190.83 | 178,190.83 | 178,190.83 | 193,540.83 | | | | |
| 7,449,164.44 | 7,449,164.44 | 7,449,164.44 | 7,449,164.44 | 7,449,164.44 | | | | |
| 20,460.19 | 20,460.19 | 20,460.19 | 20,460.19 | 20,460.19 | | | | |
| - | - | - | - | - | | | | |
| 24,199,617.50 | 24,199,617.50 | 24,199,617.50 | 24,199,617.50 | 24,213,859.80 | | | | |
| 515,588.07 | 515,588.07 | 515,588.07 | 515,588.07 | 360,211.86 | | | | |
| 292,020.00 | 292,020.00 | 292,020.00 | 292,020.00 | - | | | | |
| 4,992,727.87 | 4,992,727.87 | 4,992,727.87 | 4,992,727.87 | 4,983,156.52 | | | | |
| - | - | - | - | - | | | | |
| - | - | - | - | - | | | | |
| - | - | - | - | - | | | | |
| - | - | - | - | - | | | | |
| - | - | - | - | - | | | | |
| 6,728,161.40 | 6,728,161.40 | 6,728,161.40 | 6,728,161.40 | 6,767,017.45 | | | | |

| | | | |
|----------------------|----------------------|----------------------|----------------------|
| 1,182,109.55 | 1,182,109.55 | 1,182,109.55 | 1,182,109.55 |
| 228,840.91 | 228,840.91 | 228,840.91 | 237,963.26 |
| - | - | - | - |
| - | - | - | - |
| 1,543.33 | 1,543.33 | 1,543.33 | 1,543.33 |
| 3,759,467.57 | 3,759,467.57 | 3,759,467.57 | 3,781,114.53 |
| 61,099,449.38 | 61,099,449.38 | 61,099,449.38 | 60,977,453.74 |
| 1,272,373.64 | 1,272,373.64 | 1,272,373.64 | 1,384,381.53 |
| 5,435,863.02 | 5,435,863.02 | 5,435,863.02 | 5,599,600.77 |
| - | - | - | - |
| - | - | - | - |
| - | - | - | - |
| - | - | - | - |
| 717,387.33 | 717,387.33 | 827,907.97 | 907,994.85 |
| 6,047.12 | 6,047.12 | 6,047.12 | 6,047.12 |
| 13,889.74 | 15,416.80 | 15,416.80 | 15,416.80 |
| - | - | - | - |
| - | - | - | - |
| - | - | - | - |
| 15,857.20 | 15,857.20 | 15,857.20 | 15,857.20 |
| 248,484.33 | 248,484.33 | 248,484.33 | 248,484.33 |
| 54,759.15 | 54,759.15 | 54,759.15 | 54,759.15 |
| - | - | - | - |
| - | - | - | - |
| - | - | - | - |
| 746,174.21 | 746,174.21 | 746,174.21 | 741,925.51 |
| - | - | - | - |
| - | - | - | - |
| - | - | - | - |
| - | - | - | - |
| 78,163.51 | 78,163.51 | 78,163.51 | 76,495.62 |
| 13,500.00 | 13,500.00 | 13,500.00 | 13,500.00 |
| - | - | - | - |
| 15,941,027.59 | 15,941,027.59 | 15,941,027.59 | 15,937,388.48 |
| - | - | - | - |
| 1,540,594.28 | 1,540,594.28 | 1,540,594.28 | 1,337,394.28 |
| - | - | - | - |
| 26,084,121.12 | 26,085,648.18 | 26,196,168.82 | 26,339,245.64 |
| (384,880.18) | (384,880.18) | (384,880.18) | (384,880.18) |
| (460,025.00) | (460,025.00) | (460,025.00) | (460,025.00) |
| 370,816.58 | 372,219.10 | 373,621.61 | 375,024.13 |
| 229,744.49 | 230,594.11 | 231,443.73 | 232,293.35 |
| - | - | - | - |
| - | - | - | - |
| - | - | - | - |
| - | - | - | - |
| 8,459,084.08 | 8,459,084.08 | 8,459,084.08 | 8,459,084.08 |
| 322,272.32 | 322,272.32 | 322,272.32 | 322,272.32 |
| 360,604.84 | 360,604.84 | 360,604.84 | 360,604.84 |
| 5,836,968.54 | 5,836,968.54 | 5,852,129.04 | 5,919,203.25 |
| 239,018.36 | 239,018.36 | 239,018.36 | 239,018.36 |

| | | | |
|---------------|---------------|---------------|---------------|
| 13,079,919.08 | 13,079,919.08 | 13,079,919.08 | 13,075,686.45 |
| 1,440,589.96 | 1,440,589.96 | 1,440,589.96 | 1,440,589.96 |
| 531,932.04 | 531,932.04 | 531,932.04 | 531,932.04 |
| 235,507.36 | 235,507.36 | 235,507.36 | 235,507.36 |
| - | - | - | - |
| 43,397,634.87 | 43,397,124.08 | 43,511,436.65 | 44,541,128.54 |
| 122,253.28 | 122,253.28 | 122,253.28 | 122,253.28 |
| - | - | - | - |
| - | - | - | - |
| - | - | - | - |
| - | - | - | - |
| 2,598,828.79 | 2,598,828.79 | 2,613,542.69 | 2,679,877.09 |
| 49,003.13 | 49,003.13 | 49,003.13 | 49,003.13 |
| 17,437.67 | 17,437.67 | 17,437.67 | 26,433.69 |
| 64,058.55 | 64,058.55 | 64,058.55 | 64,058.55 |
| 64,183.01 | 64,183.01 | 67,872.54 | 67,872.54 |
| - | - | - | - |
| - | - | - | - |
| 25,236,488.91 | 25,236,488.91 | 25,236,488.91 | 25,334,367.25 |
| - | - | - | - |
| - | - | - | - |
| - | - | - | - |
| - | - | - | - |
| 1,482,092.25 | 1,482,092.25 | 1,482,092.25 | 1,482,092.25 |
| 4,718,850.11 | 4,722,151.76 | 4,733,302.69 | 4,738,958.36 |
| - | - | - | - |
| - | - | - | - |
| - | - | - | - |
| - | - | - | - |
| - | - | - | - |
| - | - | - | - |
| 3,603,115.39 | 3,603,115.39 | 3,640,261.20 | 3,752,941.20 |
| 7,124,563.34 | 7,138,976.92 | 7,150,889.88 | 7,155,122.44 |
| 1,872,592.50 | 1,878,386.60 | 1,886,067.49 | 1,894,179.23 |
| 4,468,632.63 | 4,477,030.61 | 4,480,725.70 | 4,469,606.61 |
| - | - | - | - |
| 2,442,732.39 | 2,446,809.42 | 2,450,422.68 | 2,447,513.72 |
| - | - | - | - |
| - | - | - | - |
| - | - | - | - |
| - | - | - | - |
| - | - | - | - |
| - | - | - | - |
| - | - | - | - |
| - | - | - | - |
| - | - | - | - |
| - | - | - | - |
| - | - | - | - |
| - | - | - | - |
| - | - | - | - |
| - | - | - | - |
| 2,565.20 | 2,565.20 | 2,565.20 | 2,565.20 |
| 3,094,113.31 | 3,095,870.69 | 3,100,361.73 | 3,127,969.23 |
| - | - | - | - |
| - | - | - | - |

| | | | |
|------------------------|------------------------|------------------------|------------------------|
| 100,205.95 | 100,205.95 | 100,205.95 | 100,205.95 |
| 1,762,379.36 | 1,762,379.36 | 1,762,379.36 | 1,774,011.29 |
| 900.00 | 900.00 | 900.00 | 900.00 |
| - | - | - | - |
| - | - | - | - |
| - | - | - | - |
| 30,352.30 | 30,352.30 | 30,352.30 | 30,352.30 |
| 565.00 | 565.00 | 565.00 | 565.00 |
| 97,067.72 | 97,067.72 | 97,067.72 | 97,067.72 |
| 295,946.98 | 295,946.98 | 295,946.98 | 295,946.98 |
| - | - | - | - |
| - | - | - | - |
| - | - | - | - |
| - | - | - | - |
| 132,908,115.11 | 132,947,598.18 | 133,177,416.79 | 134,601,302.51 |
| 532,103.41 | 532,103.41 | 532,103.41 | 672,773.73 |
| 3,504,373.40 | 3,507,761.32 | 3,507,761.32 | 3,736,445.42 |
| 751,974.05 | 751,974.05 | 751,974.05 | 761,884.05 |
| - | - | - | - |
| 182,670.47 | 182,670.47 | 182,670.47 | 182,670.47 |
| 376,133.08 | 376,133.08 | 376,133.08 | 376,133.08 |
| 1,075,285.31 | 1,075,285.31 | 1,075,285.31 | 991,872.25 |
| - | - | - | - |
| - | - | - | - |
| - | - | - | - |
| - | - | - | - |
| 8,426,590.35 | 8,448,343.58 | 8,508,020.17 | 8,634,631.61 |
| 783,170.98 | 783,170.98 | 783,170.98 | 783,170.98 |
| - | - | - | - |
| 15,632,301.05 | 15,657,442.20 | 15,717,118.79 | 16,139,581.59 |
| 28,856.17 | 28,856.17 | 28,856.17 | 28,856.17 |
| 229,132.31 | 229,132.31 | 229,132.31 | 229,132.31 |
| 257,988.48 | 257,988.48 | 257,988.48 | 257,988.48 |
| 238,090,355.40 | 238,156,506.68 | 238,556,522.52 | 240,423,952.22 |
| (82,006,248.47) | (82,489,310.43) | (83,006,934.39) | (81,979,706.09) |
| 6,460,828.32 | 6,462,126.37 | 6,490,301.88 | 6,695,159.95 |
| 6,653,019.95 | 6,668,486.74 | 6,668,486.74 | 7,057,858.72 |
| 3,531,600.00 | 3,531,600.00 | 3,531,600.00 | 3,531,600.00 |
| (65,360,800.20) | (65,827,097.32) | (66,316,545.77) | (64,695,087.42) |
| 172,729,555.20 | 172,329,409.36 | 172,239,976.75 | 175,728,864.80 |
| (10,155.26) | (10,082.84) | (9,963.54) | (10,025.84) |
| 1,364,219.11 | 1,812,033.95 | 2,648,351.53 | 255,920.05 |
| 381,585.69 | 429,061.75 | 704,556.95 | 9,606.14 |
| 215,641.28 | 242,156.14 | 244,329.38 | 144,976.45 |
| 1,951,290.82 | 2,473,169.00 | 3,587,274.32 | 400,476.80 |
| 174,680,846.02 | 174,802,578.36 | 175,827,251.07 | 176,129,341.60 |

| | | | |
|---------------------|---------------------|---------------------|---------------------|
| 2,000.00 | 2,000.00 | 2,000.00 | 2,000.00 |
| 2,000.00 | 2,000.00 | 2,000.00 | 2,000.00 |
| 2,000.00 | 2,000.00 | 2,000.00 | 2,000.00 |
| - | - | - | - |
| - | - | - | - |
| - | - | - | - |
| - | - | - | - |
| - | - | - | - |
| 1,452,758.29 | 1,383,859.89 | 1,206,399.56 | 780,000.00 |
| - | - | - | 213,675.00 |
| - | - | - | - |
| - | - | - | - |
| - | - | - | - |
| 1,440,299.81 | 1,485,314.87 | 1,350,685.52 | 390,000.00 |
| 1,577,518.47 | 1,258,893.63 | 817,583.11 | 3,344,778.51 |
| 2,960,592.33 | 1,880,079.22 | 676,102.34 | 1,089,742.38 |
| 796,466.46 | 1,156,753.83 | 1,612,675.58 | 1,854,935.15 |
| - | - | - | - |
| 45.00 | 45.00 | 45.00 | 45.00 |
| 5,474.84 | 5,474.84 | 5,474.84 | 5,474.84 |
| 18,236.29 | 18,236.29 | 18,236.29 | 18,236.29 |
| - | - | - | - |
| 752,727.27 | 808,019.65 | 845,308.96 | 514,453.62 |
| - | - | - | - |
| - | - | - | - |
| - | - | - | - |
| - | - | - | - |
| - | - | - | - |
| 9,010,118.76 | 8,002,677.22 | 6,538,511.20 | 8,217,340.79 |
| - | - | - | - |
| 2,791,688.51 | 3,100,551.51 | 2,332,963.52 | 2,484,592.00 |
| - | - | - | - |
| 21,872.50 | 32,295.66 | 31,390.14 | 31,531.46 |
| 252,291.18 | 252,207.18 | 252,207.18 | 269,487.50 |
| - | - | - | - |
| 6,773.40 | 7,747.37 | 7,603.03 | 12,281.91 |
| (25,000.00) | (25,000.00) | (25,176.80) | (25,000.00) |
| (8,029.51) | (7,559.93) | (7,559.93) | (10,542.03) |
| 3,039,596.08 | 3,360,241.79 | 2,591,427.14 | 2,762,350.84 |
| - | - | - | - |
| 2,940,658.00 | 2,031,274.00 | 1,842,763.00 | 2,169,260.00 |
| 20,758.59 | 20,758.59 | 20,758.59 | 1,613,596.45 |
| - | - | - | - |
| 2,961,416.59 | 2,052,032.59 | 1,863,521.59 | 3,782,856.45 |
| 376,861.11 | 365,816.70 | 357,604.68 | 354,623.26 |
| 113,080.37 | 102,167.28 | 106,606.87 | 105,679.06 |
| 885.27 | 878.64 | 878.64 | 878.64 |
| - | - | - | - |
| 107,294.86 | 110,745.42 | 116,728.00 | 110,678.48 |
| (75.13) | (75.13) | (75.13) | (75.13) |

| | | | |
|----------------------|----------------------|----------------------|----------------------|
| 20,553.11 | 20,553.11 | 20,553.11 | 20,553.11 |
| - | - | - | - |
| - | - | - | - |
| - | - | - | - |
| 5,126.84 | 6,191.49 | 3,820.93 | 3,820.93 |
| - | - | - | - |
| - | - | - | - |
| - | - | - | - |
| 623,726.43 | 606,277.51 | 606,117.10 | 596,158.35 |
| 146,913.85 | 99,042.28 | 51,007.37 | 2,940.86 |
| - | - | - | - |
| 398,542.93 | 448,846.89 | 409,883.35 | 361,831.23 |
| - | - | 1,226,675.19 | 1,041,392.28 |
| - | - | - | - |
| - | - | - | - |
| 28,199.00 | 28,199.00 | 28,199.00 | 27,499.56 |
| 53,437.59 | 38,334.26 | 38,334.26 | 38,334.26 |
| 229,154.59 | 261,129.91 | 261,654.33 | 31,490.00 |
| - | - | - | - |
| - | - | - | - |
| (25,454.43) | (25,454.43) | (25,454.43) | (21,982.01) |
| 830,793.53 | 850,097.91 | 1,990,299.07 | 1,481,506.18 |
| 20,855,891.81 | 22,069,398.03 | 23,630,732.55 | 26,123,977.14 |
| 2,513.31 | 2,513.83 | 2,514.35 | - |
| 1,190,444.37 | 1,338,591.55 | 1,427,062.77 | - |
| 164,211.97 | 180,320.97 | 209,588.84 | - |
| 12,954.74 | 12,954.74 | 12,954.74 | 12,954.74 |
| 2,365,198.95 | 2,580,941.53 | 2,914,635.13 | - |
| 24,591,215.15 | 26,184,720.65 | 28,197,488.38 | 26,136,931.88 |
| 41,056,866.54 | 41,056,047.67 | 41,787,364.48 | 42,977,144.49 |
| - | - | - | - |
| - | - | - | - |
| - | - | - | - |
| - | - | - | - |
| 63,298,265.64 | 63,137,371.06 | 62,976,476.48 | 62,815,581.90 |
| - | - | - | - |
| - | - | - | - |
| - | - | - | - |
| - | - | - | - |
| - | - | - | - |
| - | - | - | - |
| - | - | - | - |
| - | - | - | - |
| - | - | - | - |
| 19,305.72 | 18,919.92 | 18,534.12 | 18,148.31 |
| - | - | - | - |
| - | - | - | - |
| - | - | - | - |

| | | | |
|------------|------------|------------|------------|
| - | - | - | - |
| 406.71 | 406.71 | - | - |
| 31.50 | 31.50 | - | - |
| 172.19 | 49.17 | - | - |
| 8,551.40 | 8,413.56 | 8,275.73 | 8,137.89 |
| 4,675.33 | 4,598.63 | 4,521.94 | 4,445.24 |
| - | - | - | - |
| - | - | - | - |
| - | - | - | - |
| - | - | - | - |
| - | - | - | - |
| - | - | - | - |
| 10,533.23 | 10,533.23 | 10,533.23 | 10,533.23 |
| 175,493.10 | 175,493.10 | 175,493.10 | 178,490.10 |
| 783,909.50 | 793,781.45 | 793,781.45 | 815,219.45 |
| - | - | - | - |
| - | - | - | - |
| - | - | - | - |
| - | - | - | - |
| - | - | - | - |
| - | - | - | - |
| 9,956.81 | 9,871.01 | 9,785.20 | 9,699.40 |
| - | - | - | - |
| - | - | - | - |
| - | - | - | - |
| 1,310.71 | 1,125.15 | 939.59 | 754.04 |
| - | - | - | - |
| 4,605.41 | 4,277.95 | 3,950.49 | 3,623.02 |
| - | - | - | - |
| - | - | - | - |
| - | - | - | - |
| 6,301.86 | 6,121.98 | 5,942.09 | 5,762.20 |
| 7,934.24 | 7,707.47 | 7,480.69 | 7,253.94 |
| 16,467.94 | 16,245.40 | 16,022.86 | 15,800.32 |
| 9,166.70 | 8,983.37 | 8,800.04 | 8,616.71 |
| 5,892.81 | 5,473.09 | 5,053.38 | 4,633.66 |
| 8,198.93 | 8,118.20 | 8,037.47 | 7,956.74 |
| 33,437.51 | 33,114.28 | 32,791.05 | 32,467.82 |
| - | - | - | - |
| 1,189.88 | 1,178.96 | 1,168.04 | 1,157.12 |
| 5,217.75 | 5,024.50 | 4,831.25 | 4,638.00 |
| 14,475.12 | 14,333.21 | 14,191.30 | 14,049.39 |
| - | - | - | - |
| - | - | - | - |
| - | - | - | - |
| 8,892.74 | 8,551.24 | 8,209.73 | 7,868.24 |
| 5,062.80 | 4,922.19 | 4,781.55 | 4,640.89 |
| - | - | - | - |
| 18,203.09 | 17,531.33 | 16,859.51 | 16,187.75 |
| 12,124.62 | 11,813.76 | 11,502.90 | 11,192.00 |
| 8,758.43 | 8,612.46 | 8,466.49 | 8,320.52 |
| - | - | - | - |
| 57,732.49 | 56,252.25 | 54,772.02 | 53,291.63 |

| | | | | | | |
|-----------------------|-----------------------|-----------------------|-----------------------|---------------|-------------|---|
| - | - | - | 116,296.92 | | | |
| - | - | - | - | | | |
| - | - | - | - | | | |
| - | - | - | 2,183.14 | | | |
| - | - | - | - | | | |
| - | - | - | - | | | |
| - | - | - | - | | | |
| - | - | - | - | | | |
| - | - | - | - | | | |
| - | - | - | - | | | |
| 39,200.80 | 38,570.66 | 37,940.51 | 37,310.37 | | | |
| - | - | - | - | | | |
| - | - | - | - | | | |
| - | - | - | - | | | |
| 321,829.69 | 317,916.85 | 314,004.02 | 310,091.17 | | | |
| - | - | - | 165,653.78 | | | |
| - | - | - | - | | | |
| - | - | - | - | | | |
| - | - | - | - | | | |
| - | - | - | - | | | |
| 10,002,682.53 | 9,973,111.70 | 9,943,540.87 | 12,524,649.00 | | | |
| 1,063,597.50 | 1,062,035.00 | 1,060,472.50 | 1,672,464.00 | | | |
| - | - | - | - | | | |
| - | - | - | - | | | |
| 75,963,584.68 | 75,770,490.34 | 75,567,159.60 | 78,897,117.89 | 64,700,004.89 | 64700004.89 | - |
| - | - | - | - | | | |
| - | - | - | - | | | |
| 2,954.08 | 2,954.08 | 2,954.08 | - | | | |
| - | - | - | - | | | |
| - | - | - | - | | | |
| - | - | - | - | | | |
| 15,566,127.07 | 15,310,663.92 | 15,054,352.29 | 14,810,580.39 | | | - |
| - | - | - | - | | | |
| 91,532,665.83 | 91,084,108.34 | 90,624,465.97 | 93,707,698.28 | | | |
| 307,270,378.39 | 306,942,734.37 | 308,239,081.52 | 312,814,184.37 | | | |
| | | | | | | |
| (30,000.00) | (30,000.00) | (30,000.00) | (30,000.00) | | | |
| (101,130,971.74) | (101,130,971.74) | (101,130,971.74) | (101,130,971.74) | | | |
| - | - | - | - | | | |
| - | - | - | - | | | |
| - | - | - | - | | | |
| (2,597,237.11) | (2,326,715.11) | (1,745,961.70) | (2,409,721.16) | | | |

| | | | |
|-------------------------|-------------------------|-------------------------|-------------------------|
| (103,758,208.85) | (103,487,686.85) | (102,906,933.44) | (103,570,692.90) |
| - | - | - | - |
| (1,271,831.00) | (1,271,831.00) | (1,271,831.00) | (2,543,662.00) |
| (11,124.22) | (9,270.05) | (7,415.88) | (5,561.71) |
| - | - | - | - |
| (1,492,391.81) | (1,478,891.84) | (1,465,352.63) | (1,451,774.06) |
| (160,098.08) | (159,156.08) | (158,207.08) | (157,250.08) |
| (493,837.52) | (491,394.09) | (488,931.52) | (486,448.52) |
| (110,512.00) | (109,921.00) | (109,325.00) | (108,724.00) |
| (37,590.00) | (37,409.00) | (37,226.00) | (37,042.00) |
| (510,241.19) | (506,845.42) | (503,440.19) | (500,027.19) |
| - | - | - | - |
| - | - | - | - |
| - | - | - | - |
| - | - | - | - |
| - | - | - | - |
| - | - | - | - |
| - | - | - | - |
| - | - | - | - |
| (1,720,716.39) | (1,712,644.79) | (1,704,556.62) | (1,696,451.85) |
| - | - | - | - |
| (4,725,000.00) | (4,725,000.00) | (4,725,000.00) | (4,725,000.00) |
| (259,310.35) | (258,108.25) | (256,903.54) | (255,696.20) |
| (2,652,724.69) | (2,641,298.69) | (2,629,853.69) | (2,618,390.69) |
| - | - | - | - |
| - | - | - | - |
| (1,052,344.56) | (1,050,504.51) | (1,048,657.02) | (1,046,802.09) |
| (4,460,000.00) | (4,460,000.00) | (4,460,000.00) | (4,460,000.00) |
| (805,000.00) | (805,000.00) | (805,000.00) | (805,000.00) |
| (7,945,000.00) | (7,945,000.00) | (7,945,000.00) | (7,945,000.00) |
| - | - | - | - |
| (2,859,754.35) | (3,192,381.85) | (3,151,777.98) | (3,145,925.03) |
| (5,401,391.68) | (5,392,275.08) | (5,383,132.80) | (5,373,964.77) |
| (7,000,000.00) | (7,000,000.00) | (7,000,000.00) | (7,000,000.00) |
| (255,000.00) | (255,000.00) | (255,000.00) | (255,000.00) |
| (72,420,000.00) | (72,420,000.00) | (72,420,000.00) | (72,420,000.00) |
| (107,322.18) | (106,380.76) | (105,439.33) | (104,497.91) |
| (348,116.63) | (345,396.96) | (342,677.29) | (339,957.62) |
| (76,568.46) | (75,940.84) | (75,313.22) | (74,685.60) |
| (26,652.82) | (26,447.80) | (26,242.78) | (26,037.76) |
| (248,802.40) | (248,022.46) | (247,242.52) | (246,462.58) |
| - | - | - | - |
| (116,451,330.33) | (116,724,120.47) | (116,623,526.09) | (117,829,361.66) |
| (2,324,421.64) | (2,643,921.51) | (3,274,340.54) | (4,549,558.80) |
| - | - | - | - |
| (1,271,831.00) | (1,271,831.00) | (1,271,831.00) | - |
| (22,250.04) | (22,250.04) | (22,250.04) | (22,250.04) |
| (158,980.04) | (159,442.14) | (159,905.58) | (160,370.37) |
| (10,743.00) | (10,829.00) | (10,915.00) | (11,002.00) |

| | | | |
|-----------------------|-----------------------|-----------------------|-----------------------|
| (27,777.00) | (28,012.57) | (28,249.00) | (28,486.00) |
| (6,738.00) | (6,793.00) | (6,848.00) | (6,904.00) |
| (2,058.00) | (2,076.00) | (2,094.00) | (2,112.00) |
| (40,114.00) | (40,212.23) | (40,311.00) | (40,410.00) |
| - | - | - | - |
| - | - | - | - |
| (95,578.70) | (95,774.96) | (95,971.62) | (96,168.67) |
| - | - | - | - |
| (105,000.00) | (105,000.00) | (105,000.00) | (105,000.00) |
| (14,222.77) | (14,253.78) | (14,284.85) | (14,315.99) |
| (135,667.00) | (135,889.00) | (136,111.00) | (136,333.00) |
| - | - | - | - |
| - | - | - | - |
| (21,505.72) | (21,593.88) | (21,682.21) | (21,770.69) |
| - | - | - | - |
| (95,000.00) | (95,000.00) | (95,000.00) | (95,000.00) |
| (135,000.00) | (135,000.00) | (135,000.00) | (135,000.00) |
| - | - | - | - |
| - | - | (40,603.87) | (46,456.82) |
| (98,608.32) | (107,724.92) | (108,028.35) | (108,332.63) |
| - | - | - | - |
| (125,000.00) | (125,000.00) | (125,000.00) | (125,000.00) |
| (1,210,000.00) | (1,210,000.00) | (1,210,000.00) | (1,210,000.00) |
| (11,297.07) | (11,297.08) | (11,297.07) | (11,297.07) |
| (32,636.04) | (32,636.04) | (32,636.04) | (32,636.04) |
| (7,531.44) | (7,531.44) | (7,531.44) | (7,531.44) |
| (2,460.24) | (2,460.24) | (2,460.24) | (2,460.24) |
| (9,359.28) | (9,359.28) | (9,359.28) | (9,359.28) |
| (5,963,779.30) | (6,293,888.11) | (6,966,710.13) | (6,977,755.08) |
| - | - | - | - |
| (1,161,303.04) | (349,261.06) | (483,724.67) | (563,478.71) |
| (2,815.53) | (9,779.40) | (6,262.18) | (27,030.79) |
| (165,526.63) | (224,984.47) | (1,030,424.82) | (776,883.25) |
| - | - | - | - |
| - | - | - | - |
| - | - | - | - |
| - | - | - | - |
| - | - | - | - |
| - | (331,826.76) | (232,742.50) | - |
| 4,140.80 | 2,535.95 | 5,667.38 | 4,163.21 |
| - | - | - | - |
| - | - | - | - |
| (312,601.98) | (640,847.82) | (926,186.85) | (1,251,998.78) |
| - | - | - | - |
| (8,838.23) | (11,206.99) | (13,240.40) | (16,319.72) |
| (5,662.36) | - | (4,393.09) | - |
| (16,839.19) | - | - | (12,930.52) |
| (3,719.93) | - | - | (3,550.29) |
| (355.00) | - | (204.00) | - |
| 365.69 | 365.69 | 365.69 | 365.69 |
| (2,014.15) | (1,720.33) | (1,487.77) | (1,210.79) |
| (59.25) | (22.54) | (11.90) | (11.90) |
| 44.85 | (441.79) | 98.74 | 179.93 |

| | | | |
|-----------------------|-----------------------|------------------------|------------------------|
| (14.18) | 32.56 | 90.52 | 155.14 |
| (933.77) | (801.40) | (693.59) | (595.34) |
| (574,689.72) | (190,226.45) | (308,024.90) | (203,525.39) |
| (253,732.72) | (242,391.31) | (235,237.73) | (205,967.56) |
| (110,228.93) | (188,662.65) | (245,048.90) | (145,429.37) |
| (8,154.60) | (13,478.17) | (3,004.81) | (10,630.72) |
| (213,620.63) | (233,312.82) | (238,252.26) | (136,805.67) |
| (2,836,558.50) | (2,436,029.76) | (3,722,718.04) | (3,351,504.83) |
| - | - | - | - |
| - | - | - | - |
| - | - | - | - |
| - | - | - | - |
| - | - | - | - |
| (29,627.04) | (28,482.04) | (25,383.95) | (16,245.65) |
| (3,800.00) | (3,600.00) | (3,600.00) | (3,600.00) |
| (205.63) | (205.63) | (205.63) | (205.63) |
| (15,322.00) | (15,322.00) | (2,246.50) | (8,365.27) |
| (1,782.00) | (1,890.00) | (1,674.00) | (834.00) |
| - | - | - | - |
| (501.00) | (320.00) | (320.00) | (320.00) |
| (40,122.00) | (41,462.00) | (45,019.00) | (16,934.37) |
| - | - | - | - |
| - | - | - | - |
| (21,033.55) | (21,033.55) | (21,033.55) | (21,033.55) |
| (112,393.22) | (112,315.22) | (99,482.63) | (67,538.47) |
| (8,912,731.02) | (8,842,233.09) | (10,788,910.80) | (10,396,798.38) |
| - | - | - | - |
| (4,734,368.58) | (4,749,956.34) | (4,765,544.10) | (5,549,218.00) |
| 460,664.95 | 460,664.95 | 460,664.95 | 506,772.91 |
| 143,374.51 | 143,374.51 | 143,374.51 | 132,529.70 |
| (4,130,329.12) | (4,145,916.88) | (4,161,504.64) | (4,909,915.39) |
| (329,138.81) | (321,990.08) | (314,841.35) | (308,451.62) |
| - | - | - | - |
| - | - | - | - |
| (29,735.47) | (27,654.57) | (25,573.67) | (23,492.77) |
| - | - | - | - |
| - | - | - | - |
| (358,874.28) | (349,644.65) | (340,415.02) | (331,944.39) |
| (12,627,226.03) | (12,429,171.70) | (12,524,117.37) | (15,423,508.00) |
| - | - | - | - |
| - | - | - | - |
| (1,569,737.64) | (1,564,343.35) | (1,558,949.06) | (1,553,554.77) |
| (883,496.14) | (880,580.31) | (877,664.48) | (874,748.65) |
| (186,556.96) | (185,040.24) | (183,523.52) | (182,006.80) |
| (112,650.30) | (112,308.93) | (111,967.56) | (111,626.19) |
| (309,690.81) | (308,785.28) | (307,879.75) | (306,974.22) |

| | | | |
|-------------------------|-------------------------|-------------------------|-------------------------|
| (80,814.15) | (80,586.50) | (80,358.85) | (80,131.20) |
| (412,785.00) | (410,032.00) | (407,279.00) | (404,526.00) |
| (246,109.06) | (246,109.06) | (246,109.06) | (246,109.06) |
| (296,388.32) | (295,365.32) | (294,342.32) | (293,319.32) |
| (161,423.59) | (161,423.59) | (161,423.59) | (161,423.59) |
| - | - | - | - |
| (17,144,332.26) | (17,144,332.26) | (17,144,332.26) | (16,563,826.48) |
| (7,395,319.00) | (7,395,319.00) | (7,395,319.00) | (7,395,319.00) |
| 296,388.32 | 295,365.32 | 294,342.32 | 293,319.32 |
| - | - | - | - |
| 161,423.59 | 161,423.59 | 161,423.59 | 161,423.59 |
| (38,638,262.69) | (38,652,676.27) | (38,664,589.23) | (38,786,616.06) |
| (959,060.87) | (959,060.87) | (959,060.87) | (959,060.87) |
| (150,000.00) | (150,000.00) | (150,000.00) | (150,000.00) |
| (43,000.00) | (43,000.00) | (43,000.00) | (43,000.00) |
| (8,500.00) | (8,500.00) | (8,500.00) | (8,500.00) |
| (148,434.95) | (148,434.95) | (148,434.95) | (148,434.95) |
| (55,080.00) | (55,080.00) | (55,080.00) | (55,080.00) |
| (62,600.00) | (62,600.00) | (62,600.00) | (62,600.00) |
| (7,610.69) | (7,610.69) | (7,610.69) | (7,610.69) |
| (55,365.80) | (55,365.80) | (55,365.80) | (55,365.80) |
| (82,592.00) | (82,592.00) | (82,592.00) | (82,592.00) |
| (35,000.00) | (35,000.00) | (35,000.00) | (35,000.00) |
| (422,611.50) | (422,611.50) | (422,611.50) | (422,611.50) |
| (269,612.00) | (269,612.00) | (269,612.00) | (269,612.00) |
| (242,348.60) | (242,348.60) | (242,348.60) | (242,348.60) |
| (2,348,455.85) | (2,348,455.85) | (2,348,455.85) | (2,348,455.85) |
| (189,754.78) | (189,754.78) | (189,754.78) | (189,754.78) |
| (84,000.00) | (84,000.00) | (84,000.00) | (84,000.00) |
| (43,802,289.73) | (43,816,703.31) | (43,828,616.27) | (43,950,643.10) |
| 11,112,102.29 | 11,180,179.51 | 11,248,324.65 | 11,317,501.82 |
| (78,148,108.19) | (77,888,693.96) | (77,919,711.19) | (81,017,331.43) |
| (307,270,378.39) | (306,942,734.37) | (308,239,081.52) | (312,814,184.37) |
| - | - | - | - |

**Pennichuck Water Works, Inc.
Balance Sheet
January - December 2020**

| | | | | 1 | 2 | 3 | 4 | 5 | 6 | 7 | 8 |
|-------------------|-----|------|--------------------------------|---------------------|---------------------|---------------------|---------------------|---------------------|---------------------|---------------------|---------------------|
| | | | | Jan-20 | Feb-20 | Mar-20 | Apr-20 | May-20 | Jun-20 | Jul-20 | Aug-20 |
| Assets | | | | | | | | | | | |
| Land | | | | | | | | | | | |
| 303100 | 001 | 2000 | LAND: POWDER HILL | 678,906.40 | 641,723.93 | 641,723.93 | 641,723.93 | 641,723.93 | 641,723.93 | 639,329.93 | 639,329.93 |
| 303150 | 001 | 2000 | LAND - TINKER RD (SANDERSON) | - | - | - | - | - | - | - | - |
| 303200 | 001 | 2000 | SOURCE OF SUPPLY & WATER RIGHT | - | - | - | - | - | - | - | - |
| 303201 | 001 | 2000 | SOURCE/SUPPLY WATER RIGHTS:BED | - | - | - | - | - | - | - | - |
| 303240 | 001 | 2000 | EASEMENTS: ENGLISH WOODS | - | - | - | - | - | - | - | - |
| 303250 | 001 | 2000 | EASEMENTS: AUTUMN WOODS | - | - | - | - | - | - | - | - |
| 303300 | 001 | 2000 | EASEMENTS | 228,178.93 | 228,178.93 | 228,178.93 | 228,178.93 | 228,178.93 | 228,178.93 | 228,178.93 | 228,178.93 |
| 303400 | 001 | 2000 | TRANSMISSION SYSTEM LAND | - | - | - | - | - | - | - | - |
| 303500 | 001 | 2000 | DISTRIB RESER & STANDPIPE LAND | - | - | - | - | - | - | - | - |
| 303501 | 001 | 2000 | ASHLEY CMNS INTER WATER RIGHTS | 552,513.16 | 552,513.16 | 552,513.16 | 552,513.16 | 552,513.16 | 552,513.16 | 552,513.16 | 552,513.16 |
| 303550 | 001 | 2000 | DREW WOODS INTER WATER RIGHTS | 688,358.24 | 688,358.24 | 688,358.24 | 688,358.24 | 688,358.24 | 688,358.24 | 688,358.24 | 688,358.24 |
| 303600 | 001 | 2000 | DISTRIB SYS LAND & RIGHTS/WAY | - | - | - | - | - | - | - | - |
| 303650 | 001 | 2000 | DIST SYS LAND & RIGHTS:SHGN WD | - | - | - | - | - | - | - | - |
| 303700 | 001 | 2000 | GENERAL AND MISCELLANEOUS LAND | - | - | - | - | - | - | - | - |
| | | | | 2,147,956.73 | 2,110,774.26 | 2,110,774.26 | 2,110,774.26 | 2,110,774.26 | 2,110,774.26 | 2,108,380.26 | 2,108,380.26 |
| Structures | | | | | | | | | | | |
| 304100 | 001 | 2000 | SOURCE OF SUPPLY STRUCTURES | 4,857,474.74 | 4,857,474.74 | 4,857,474.74 | 4,857,474.74 | 4,857,474.74 | 4,857,474.74 | 4,857,474.74 | 4,857,474.74 |
| 304101 | 001 | 2000 | SOURCE/SUPPLY STRUCT-BON TERR | - | - | - | - | - | - | - | - |
| 304102 | 001 | 2000 | S/S STRUCTURES: CIAC | 404,000.00 | 404,000.00 | 404,000.00 | 404,000.00 | 404,000.00 | 404,000.00 | 404,000.00 | 404,000.00 |
| 304103 | 001 | 2000 | SOURCE/SUPPLY STRUCTS: AVD | - | - | - | - | - | - | - | - |
| 304150 | 001 | 2000 | S/S STRUCTS: MERR RIVER STA | - | - | - | - | - | - | - | - |
| 304155 | 001 | 2000 | SOURCE/SUPPLY STRUCTS: AUTUMN | - | - | - | - | - | - | - | - |
| 304200 | 001 | 2000 | POWER & PUMPING STRUCTURES | 3,215,625.89 | 3,215,625.89 | 3,215,625.89 | 3,215,625.89 | 3,215,625.89 | 3,215,625.89 | 3,215,625.89 | 3,215,625.89 |
| 304201 | 001 | 2000 | HEATING SYSTEM | - | - | - | - | - | - | - | - |
| 304204 | 001 | 2000 | POWER & PUMP STRUCT:ENG WDS | - | - | - | - | - | - | - | - |
| 304210 | 001 | 2000 | STRUCT & IMPROVEMENTS: ROOFING | 25,289.68 | 25,289.68 | 25,289.68 | 25,289.68 | 25,289.68 | 25,289.68 | 25,289.68 | 25,289.68 |
| 304250 | 001 | 2000 | S/S STRUCTS:VALLEYFIELD | - | - | - | - | - | - | - | - |
| 304265 | 001 | 2000 | POWER & PUMP STRUCT-SOUHEGN WD | - | - | - | - | - | - | - | - |
| 304300 | 001 | 2000 | PURIFICATION SYSTEM STRUCTURES | - | - | - | - | - | - | - | - |
| 304500 | 001 | 2000 | DISTRIBUTION RESERVOIRS | 3,772.19 | 3,772.19 | 3,772.19 | 3,772.19 | 3,772.19 | 3,772.19 | 3,772.19 | 3,772.19 |
| 304550 | 001 | 2000 | BOOSTER STATIONS | 2,899,651.58 | 2,899,651.58 | 2,899,651.58 | 2,899,651.58 | 2,899,651.58 | 2,899,651.58 | 2,899,651.58 | 2,899,651.58 |
| 304551 | 001 | 2000 | BOOSTER STATIONS: CIAC | 65,787.00 | 65,787.00 | 65,787.00 | 65,787.00 | 65,787.00 | 65,787.00 | 65,787.00 | 65,787.00 |
| 304555 | 001 | 2000 | BOOSTER STATIONS: AUTUMN WOODS | - | - | - | - | - | - | - | - |
| 304557 | 001 | 2000 | BOOSTER STATIONS - GREAT BAY | - | - | - | - | - | - | - | - |
| 304670 | 001 | 2000 | BOOSTER STATIONS: DONALD ST | - | - | - | - | - | - | - | - |
| 304700 | 001 | 2000 | GENERAL & MISC STRUCTURES | 175,108.00 | 175,108.00 | 175,108.00 | 175,108.00 | 175,108.00 | 178,190.83 | 178,190.83 | 178,190.83 |
| 304701 | 001 | 2000 | NEW OFFICE AT YARD | 7,449,164.44 | 7,449,164.44 | 7,449,164.44 | 7,449,164.44 | 7,449,164.44 | 7,449,164.44 | 7,449,164.44 | 7,449,164.44 |
| 304750 | 001 | 2000 | WILL STREET EXPANSION | 20,460.19 | 20,460.19 | 20,460.19 | 20,460.19 | 20,460.19 | 20,460.19 | 20,460.19 | 20,460.19 |
| 304757 | 001 | 2000 | GEN & MISC STRUCTS:GREENFIELD | - | - | - | - | - | - | - | - |
| 304800 | 001 | 2000 | WATER TREATMENT STRUCTURES | 24,199,617.50 | 24,199,617.50 | 24,199,617.50 | 24,199,617.50 | 24,199,617.50 | 24,199,617.50 | 24,199,617.50 | 24,199,617.50 |
| 304950 | 001 | 2000 | MANCHESTER ST LEASEHOLD IMPRV | 515,588.07 | 515,588.07 | 515,588.07 | 515,588.07 | 515,588.07 | 515,588.07 | 515,588.07 | 515,588.07 |
| 304951 | 001 | 2000 | LH IMPROV-HECOPIII FITUP ALLOW | 292,020.00 | 292,020.00 | 292,020.00 | 292,020.00 | 292,020.00 | 292,020.00 | 292,020.00 | 292,020.00 |
| 305000 | 001 | 2000 | COLCT & IMPOUNDING RESERVOIRS | 4,992,727.87 | 4,992,727.87 | 4,992,727.87 | 4,992,727.87 | 4,992,727.87 | 4,992,727.87 | 4,992,727.87 | 4,992,727.87 |
| 305110 | 001 | 2000 | SOURCE/SUPPLY STRUCT: HOLT DAM | - | - | - | - | - | - | - | - |
| 305120 | 001 | 2000 | SOURCE/SPPLY STRUCT:BOWERS DAM | - | - | - | - | - | - | - | - |
| 305130 | 001 | 2000 | SOURCE/SPPLY STRCT: HARRIS DAM | - | - | - | - | - | - | - | - |
| 305140 | 001 | 2000 | SOURCE/SUPPLY STRCT:SUPPLY PND | - | - | - | - | - | - | - | - |
| 305145 | 001 | 2000 | SRCE/SPPLY STRCT:URBAN RUNOFF | - | - | - | - | - | - | - | - |
| 306000 | 001 | 2000 | LAKE,RIVER, OTHER INTAKES: S/S | 6,373,052.93 | 6,550,270.72 | 6,550,270.72 | 6,568,657.18 | 6,583,925.45 | 6,593,015.21 | 6,613,715.17 | 6,613,715.17 |

| | | | | | | | | | | | | | |
|--------|-----|------|---------------------------------|----------------------|----------------------|----------------------|----------------------|----------------------|----------------------|----------------------|----------------------|----------------------|----------------------|
| 307100 | 001 | 2000 | WELLS & SPRINGS - PWW | 1,182,109.55 | 1,182,109.55 | 1,182,109.55 | 1,182,109.55 | 1,182,109.55 | 1,182,109.55 | 1,182,109.55 | 1,182,109.55 | 1,182,109.55 | 1,182,109.55 |
| 307210 | 001 | 2000 | WELL PUMPS & PIPING | 223,816.39 | 223,816.39 | 223,816.39 | 223,816.39 | 223,816.39 | 223,816.39 | 223,816.39 | 228,840.91 | 228,840.91 | 228,840.91 |
| 307250 | 001 | 2000 | WELLS & SPRINGS-BADGER HILL | - | - | - | - | - | - | - | - | - | - |
| 307251 | 001 | 2000 | WELLS & SPRINGS - VALLEYFIELD | - | - | - | - | - | - | - | - | - | - |
| 308200 | 001 | 2000 | INFILT GALLERIES & TUNNELS: S/S | 1,543.33 | 1,543.33 | 1,543.33 | 1,543.33 | 1,543.33 | 1,543.33 | 1,543.33 | 1,543.33 | 1,543.33 | 1,543.33 |
| 309200 | 001 | 2000 | SUPPLY MAINS-SOURCE OF SUPPLY | 3,759,467.57 | 3,759,467.57 | 3,759,467.57 | 3,759,467.57 | 3,759,467.57 | 3,759,467.57 | 3,759,467.57 | 3,759,467.57 | 3,759,467.57 | 3,759,467.57 |
| | | | | 60,656,276.92 | 60,833,494.71 | 60,833,494.71 | 60,851,881.17 | 60,867,149.44 | 60,879,322.03 | 60,905,046.51 | 60,905,046.51 | 60,905,046.51 | 60,905,046.51 |

Equipment

| | | | | | | | | | | | | | |
|--------|-----|------|---------------------------------------|----------------------|----------------------|----------------------|----------------------|----------------------|----------------------|----------------------|----------------------|----------------------|----------------------|
| 310000 | 001 | 2000 | POWER GENERATION EQUIPMENT | 1,272,373.64 | 1,272,373.64 | 1,272,373.64 | 1,272,373.64 | 1,272,373.64 | 1,272,373.64 | 1,272,373.64 | 1,272,373.64 | 1,272,373.64 | 1,272,373.64 |
| 311200 | 001 | 2000 | ELECTRIC PUMPING EQUIPMENT | 5,519,176.35 | 5,519,176.35 | 5,519,176.35 | 5,519,176.35 | 5,519,176.35 | 5,436,461.13 | 5,436,461.13 | 5,436,461.13 | 5,436,461.13 | 5,436,461.13 |
| 311201 | 001 | 2000 | ELECTRIC PUMP EQUIP - BON TERR | - | - | - | - | - | - | - | - | - | - |
| 311202 | 001 | 2000 | ELECTRIC PUMP EQUIP: MERR RIV | - | - | - | - | - | - | - | - | - | - |
| 311203 | 001 | 2000 | ELECTRIC PUMP EQUIP: TAYLOR FL | - | - | - | - | - | - | - | - | - | - |
| 311205 | 001 | 2000 | ELECTRIC PUMPING EQUIP: AUTUMN | - | - | - | - | - | - | - | - | - | - |
| 311207 | 001 | 2000 | ELECTRIC PUMP EQUIP: GREAT BAY | - | - | - | - | - | - | - | - | - | - |
| 311210 | 001 | 2000 | ELECTRIC PUMPING EQUIP: PUMPS | 598,370.31 | 654,882.33 | 657,631.23 | 665,294.33 | 665,294.33 | 713,814.18 | 720,949.33 | 722,984.23 | 722,984.23 | 722,984.23 |
| 311220 | 001 | 2000 | ELECTRIC PUMPING EQUIP: METERS | 6,047.12 | 6,047.12 | 6,047.12 | 6,047.12 | 6,047.12 | 6,047.12 | 6,047.12 | 6,047.12 | 6,047.12 | 6,047.12 |
| 311230 | 001 | 2000 | ELECTRIC PUMPING EQUIP-CHEMICAL PUMPS | 7,430.54 | 8,908.37 | 8,908.37 | 10,348.99 | 10,348.99 | 13,889.74 | 13,889.74 | 13,889.74 | 13,889.74 | 13,889.74 |
| 311250 | 001 | 2000 | ELEC PUMPING EQUIP-VALLEYFIELD | - | - | - | - | - | - | - | - | - | - |
| 311265 | 001 | 2000 | ELEC PUMP EQUIP - SOUHEGAN WDS | - | - | - | - | - | - | - | - | - | - |
| 311300 | 001 | 2000 | DIESEL PUMPING EQUIPMENT | - | - | - | - | - | - | - | - | - | - |
| 311400 | 001 | 2000 | HYDRAULIC PUMPING EQUIPMENT | 15,857.20 | 15,857.20 | 15,857.20 | 15,857.20 | 15,857.20 | 15,857.20 | 15,857.20 | 15,857.20 | 15,857.20 | 15,857.20 |
| 311500 | 001 | 2000 | NATURAL GAS PUMPING EQUIPMENT | 248,484.33 | 248,484.33 | 248,484.33 | 248,484.33 | 248,484.33 | 248,484.33 | 248,484.33 | 248,484.33 | 248,484.33 | 248,484.33 |
| 311600 | 001 | 2000 | OTHER POWER PUMPING EQUIPMENT | 54,759.15 | 54,759.15 | 54,759.15 | 54,759.15 | 54,759.15 | 54,759.15 | 54,759.15 | 54,759.15 | 54,759.15 | 54,759.15 |
| 311603 | 001 | 2000 | OTHER PWR & PUMP EQUIP-POWDER | - | - | - | - | - | - | - | - | - | - |
| 311605 | 001 | 2000 | OTHER PWR & PUMP EQUIP-AUTUMN | - | - | - | - | - | - | - | - | - | - |
| 311607 | 001 | 2000 | OTHER PWR & PUMP EQUIP-GRT BAY | - | - | - | - | - | - | - | - | - | - |
| 320000 | 001 | 2000 | PURIFICATION SYSTEM EQUIPMENT | 746,174.21 | 746,174.21 | 746,174.21 | 746,174.21 | 746,174.21 | 746,174.21 | 746,174.21 | 746,174.21 | 746,174.21 | 746,174.21 |
| 320005 | 001 | 2000 | PURIFICATION SYS EQUIP-AUTUMN | - | - | - | - | - | - | - | - | - | - |
| 320006 | 001 | 2000 | PURIF SYS EQUIP-SOUHEGAN WOODS | - | - | - | - | - | - | - | - | - | - |
| 320007 | 001 | 2000 | PURIFICATION SYS EQUIP-BT | - | - | - | - | - | - | - | - | - | - |
| 320008 | 001 | 2000 | PURIF SYS EQUIP: SWEET HILL | - | - | - | - | - | - | - | - | - | - |
| 320017 | 001 | 2000 | PURIFICATION EQUIP: GREAT BAY | - | - | - | - | - | - | - | - | - | - |
| 320100 | 001 | 2000 | OTHER PRODUCTION EQUIPMENT | 78,163.51 | 78,163.51 | 78,163.51 | 78,163.51 | 78,163.51 | 78,163.51 | 78,163.51 | 78,163.51 | 78,163.51 | 78,163.51 |
| 320101 | 001 | 2000 | OTHER PRODUCTION EQUIP: CIAC | 13,500.00 | 13,500.00 | 13,500.00 | 13,500.00 | 13,500.00 | 13,500.00 | 13,500.00 | 13,500.00 | 13,500.00 | 13,500.00 |
| 320105 | 001 | 2000 | OTHER PROD EQUIP: AUTUMN WOODS | - | - | - | - | - | - | - | - | - | - |
| 320200 | 001 | 2000 | WATER TREATMENT EQUIPMENT | 15,938,909.89 | 15,941,027.59 | 15,941,027.59 | 15,941,027.59 | 15,941,027.59 | 15,941,027.59 | 15,941,027.59 | 15,941,027.59 | 15,941,027.59 | 15,941,027.59 |
| 320250 | 001 | 2000 | PURIF SYS EQUIP-VALLEYFIELD | - | - | - | - | - | - | - | - | - | - |
| 320310 | 001 | 2000 | WATER TREATMENT: FILTER MEDIA | 1,193,862.40 | 1,193,862.40 | 1,193,862.40 | 1,094,796.20 | 1,094,796.20 | 1,540,594.28 | 1,540,594.28 | 1,540,594.28 | 1,540,594.28 | 1,540,594.28 |
| 320360 | 001 | 2000 | OTHER PROD EQUIP: CABOT PRES | - | - | - | - | - | - | - | - | - | - |
| | | | | 25,693,108.65 | 25,753,216.20 | 25,755,965.10 | 25,666,002.62 | 25,666,002.62 | 26,081,146.08 | 26,088,281.23 | 26,090,316.13 | 26,090,316.13 | 26,090,316.13 |

Transmission & Distribution

| | | | | | | | | | | | | | |
|--------|-----|------|--------------------------------|--------------|--------------|--------------|--------------|--------------|--------------|--------------|--------------|--------------|--------------|
| 114100 | 001 | 2000 | AQUISITION ADJ - BON TERRAIN | (384,880.18) | (384,880.18) | (384,880.18) | (384,880.18) | (384,880.18) | (384,880.18) | (384,880.18) | (384,880.18) | (384,880.18) | (384,880.18) |
| 114101 | 001 | 2000 | ACQUISITION ADJ-SOUHEGAN WOODS | (460,025.00) | (460,025.00) | (460,025.00) | (460,025.00) | (460,025.00) | (460,025.00) | (460,025.00) | (460,025.00) | (460,025.00) | (460,025.00) |
| 115101 | 001 | 2000 | ACCUM AMORT:SOUHEGN WD ACQ ADJ | 359,596.46 | 360,998.97 | 362,401.49 | 363,804.01 | 365,206.52 | 366,609.04 | 368,011.55 | 369,414.06 | 369,414.06 | 369,414.06 |
| 115102 | 001 | 2000 | ACCUM AMORT: BON TERR ACQ ADJ | 222,947.53 | 223,797.15 | 224,646.77 | 225,496.39 | 226,346.01 | 227,195.63 | 228,045.25 | 228,894.87 | 228,894.87 | 228,894.87 |
| 330160 | 001 | 2000 | DISTRIBUTION RES: SHAKESPEARE | - | - | - | - | - | - | - | - | - | - |
| 330165 | 001 | 2000 | DISTRIBUTION RES: FIFIELD TANK | - | - | - | - | - | - | - | - | - | - |
| 330170 | 001 | 2000 | DISTRIBUTION RES: POWDER HILL | - | - | - | - | - | - | - | - | - | - |
| 330171 | 001 | 2000 | DISTRIBUTION RES: GREAT BAY | - | - | - | - | - | - | - | - | - | - |
| 330174 | 001 | 2000 | DISTRIBUTION RES: ENGLISH WOOD | - | - | - | - | - | - | - | - | - | - |
| 330500 | 001 | 2000 | DISTRIBUTION RESERVIORS | 8,459,084.08 | 8,459,084.08 | 8,459,084.08 | 8,459,084.08 | 8,459,084.08 | 8,459,084.08 | 8,459,084.08 | 8,459,084.08 | 8,459,084.08 | 8,459,084.08 |
| 331000 | 001 | 2000 | PAVEMENTS - GENERAL | 322,272.32 | 322,272.32 | 322,272.32 | 322,272.32 | 322,272.32 | 322,272.32 | 322,272.32 | 322,272.32 | 322,272.32 | 322,272.32 |
| 331001 | 001 | 2000 | PAVEMENTS - TRANS MAINS | 360,604.84 | 360,604.84 | 360,604.84 | 360,604.84 | 360,604.84 | 360,604.84 | 360,604.84 | 360,604.84 | 360,604.84 | 360,604.84 |
| 331002 | 001 | 2000 | PAVEMENTS - DIST MAINS | 5,826,150.83 | 5,827,500.83 | 5,827,500.83 | 5,827,500.83 | 5,835,434.50 | 5,835,873.38 | 5,835,873.38 | 5,835,873.38 | 5,835,873.38 | 5,835,873.38 |
| 331003 | 001 | 2000 | PAVEMENTS - GATE VALVES | 239,018.36 | 239,018.36 | 239,018.36 | 239,018.36 | 239,018.36 | 239,018.36 | 239,018.36 | 239,018.36 | 239,018.36 | 239,018.36 |

| | | | | | | | | | | | |
|--------|-----|------|--------------------------------|---------------|---------------|---------------|---------------|---------------|---------------|---------------|---------------|
| 331100 | 001 | 2000 | TRANSMISSION MAINS | 13,079,919.08 | 13,079,919.08 | 13,079,919.08 | 13,079,919.08 | 13,079,919.08 | 13,079,919.08 | 13,079,919.08 | 13,079,919.08 |
| 331101 | 001 | 2000 | TRANS & DIST MAINS - BON TERR | 1,440,589.96 | 1,440,589.96 | 1,440,589.96 | 1,440,589.96 | 1,440,589.96 | 1,440,589.96 | 1,440,589.96 | 1,440,589.96 |
| 331102 | 001 | 2000 | T&D MAINS:DEV INST:BON TERRAIN | 531,932.04 | 531,932.04 | 531,932.04 | 531,932.04 | 531,932.04 | 531,932.04 | 531,932.04 | 531,932.04 |
| 331150 | 001 | 2000 | TRANS MAINS: DEVELOPER INSTALL | 235,507.36 | 235,507.36 | 235,507.36 | 235,507.36 | 235,507.36 | 235,507.36 | 235,507.36 | 235,507.36 |
| 331165 | 001 | 2000 | TRANS MAINS - SOUHEGAN WOODS | - | - | - | - | - | - | - | - |
| 331200 | 001 | 2000 | DISTRIBUTION MAINS - NEW | 43,128,341.71 | 43,160,216.71 | 43,160,216.71 | 43,160,216.71 | 43,160,216.71 | 43,160,216.71 | 43,160,216.71 | 43,160,216.71 |
| 331201 | 001 | 2000 | DISTRIBUTION SYSTEM EQUIPMENT | 122,253.28 | 122,253.28 | 122,253.28 | 122,253.28 | 122,253.28 | 122,253.28 | 122,253.28 | 122,253.28 |
| 331204 | 001 | 2000 | DISTRIBUTION MAINS: ENG WOODS | - | - | - | - | - | - | - | - |
| 331205 | 001 | 2000 | DISTRIBUTION MAINS: AUTUMN | - | - | - | - | - | - | - | - |
| 331206 | 001 | 2000 | DIST MAINS: SOUHEGAN WOODS | - | - | - | - | - | - | - | - |
| 331220 | 001 | 2000 | DIST MAINS IN LITTLE PND | - | - | - | - | - | - | - | - |
| 331250 | 001 | 2000 | DIST MAINS: GATE VALVES | 2,585,953.74 | 2,585,953.74 | 2,585,238.86 | 2,585,238.86 | 2,585,238.86 | 2,600,338.77 | 2,599,541.35 | 2,599,179.25 |
| 331251 | 001 | 2000 | GATES: 4" & UNDER - CORE | 41,124.32 | 41,124.32 | 41,124.32 | 41,124.32 | 41,124.32 | 46,859.71 | 49,003.13 | 49,003.13 |
| 331252 | 001 | 2000 | GATES: 4" & UNDER - COMM SYS | 15,744.18 | 17,437.67 | 17,437.67 | 17,437.67 | 17,437.67 | 17,437.67 | 17,437.67 | 17,437.67 |
| 331253 | 001 | 2000 | GATES: 6" & LARGER - CORE | 64,058.55 | 64,058.55 | 64,058.55 | 64,058.55 | 64,058.55 | 64,058.55 | 64,058.55 | 64,058.55 |
| 331254 | 001 | 2000 | GATES: 6" & LARGER - COMM SYS | 44,077.77 | 44,077.77 | 51,226.57 | 51,226.57 | 51,226.57 | 51,226.57 | 57,057.40 | 60,678.39 |
| 331256 | 001 | 2000 | DIST MAINS:GATE VALVES-DUNLAP | - | - | - | - | - | - | - | - |
| 331257 | 001 | 2000 | DIST MAINS:VALLEYFIELD | - | - | - | - | - | - | - | - |
| 331300 | 001 | 2000 | DIST MAINS: DEVELOPER INSTALL | 25,223,876.16 | 25,223,876.16 | 25,254,436.64 | 25,254,436.64 | 25,254,436.64 | 25,236,488.91 | 25,236,488.91 | 25,236,488.91 |
| 331305 | 001 | 2000 | DEV INST:DIST MAINS-LTLE POND | - | - | - | - | - | - | - | - |
| 331350 | 001 | 2000 | DIST MAINS: TAYLOR FALLS | - | - | - | - | - | - | - | - |
| 331360 | 001 | 2000 | DIST MAINS: CABOT PRESERVE | - | - | - | - | - | - | - | - |
| 331770 | 001 | 2000 | DISTRIBUTION MAINS - GREAT BAY | - | - | - | - | - | - | - | - |
| 333004 | 001 | 2000 | PAVEMENTS: SERVICES | 1,482,092.25 | 1,482,092.25 | 1,482,092.25 | 1,482,092.25 | 1,482,092.25 | 1,482,092.25 | 1,482,092.25 | 1,482,092.25 |
| 333100 | 001 | 2000 | NEW SERVICES | 4,699,703.86 | 4,699,703.86 | 4,699,703.86 | 4,699,645.82 | 4,699,645.82 | 4,699,304.81 | 4,719,143.25 | 4,719,143.25 |
| 333101 | 001 | 2000 | NEW SERVICES - BON TERRAIN | - | - | - | - | - | - | - | - |
| 333102 | 001 | 2000 | NEW SERV:DEV INSTALL:BON TERR | - | - | - | - | - | - | - | - |
| 333120 | 001 | 2000 | NEW SERVICES - POWDER HILL | - | - | - | - | - | - | - | - |
| 333122 | 001 | 2000 | NEW SERVICES - LITTLE POND | - | - | - | - | - | - | - | - |
| 333140 | 001 | 2000 | NEW SERVICES - ENGLISH WOODS | - | - | - | - | - | - | - | - |
| 333150 | 001 | 2000 | NEW SERVICES-VALLEYFIELD | - | - | - | - | - | - | - | - |
| 333165 | 001 | 2000 | NEW SERVICES - SOUHEGAN WOODS | - | - | - | - | - | - | - | - |
| 333200 | 001 | 2000 | RENEWED SERVICES | 3,545,141.70 | 3,548,210.63 | 3,548,210.63 | 3,562,282.43 | 3,566,694.76 | 3,566,694.76 | 3,580,624.07 | 3,582,304.31 |
| 333230 | 001 | 2000 | DEVELOPER INSTALLED SERV: CIAC | 7,048,397.06 | 7,069,530.14 | 7,077,154.81 | 7,178,150.57 | 7,195,926.84 | 7,087,606.51 | 7,087,606.51 | 7,107,684.69 |
| 333250 | 001 | 2000 | DEVELOPER INSTALLED SERV: PAID | 1,818,865.86 | 1,826,720.07 | 1,830,345.09 | 1,840,774.47 | 1,845,458.93 | 1,854,051.38 | 1,854,100.56 | 1,866,218.99 |
| 334000 | 001 | 2000 | METERING EQUIPMENT | 4,456,658.05 | 4,471,106.79 | 4,480,186.25 | 4,443,162.51 | 4,448,368.82 | 4,451,813.98 | 4,454,535.76 | 4,464,740.50 |
| 334001 | 001 | 2000 | NEW METERS - BON TERRAIN | - | - | - | - | - | - | - | - |
| 334100 | 001 | 2000 | RADIOS FOR METERING | 2,432,703.70 | 2,435,526.02 | 2,437,544.41 | 2,433,124.19 | 2,434,638.13 | 2,436,259.37 | 2,441,797.54 | 2,451,309.63 |
| 334220 | 001 | 2000 | NEW METERS - LITTLE POND | - | - | - | - | - | - | - | - |
| 334250 | 001 | 2000 | NEW METERS: BADGER HILL | - | - | - | - | - | - | - | - |
| 334360 | 001 | 2000 | NEW METERS - CABOT PRESERVE | - | - | - | - | - | - | - | - |
| 334370 | 001 | 2000 | NEW METERS: VALLEYFIELD | - | - | - | - | - | - | - | - |
| 334400 | 001 | 2000 | NEW METERS - ENGLISH WOODS | - | - | - | - | - | - | - | - |
| 334450 | 001 | 2000 | NEW METERS - BARTLETT COMMONS | - | - | - | - | - | - | - | - |
| 334500 | 001 | 2000 | NEW METERS - AUTUMN WOODS | - | - | - | - | - | - | - | - |
| 334570 | 001 | 2000 | NEW METERS: GREENFIELD FARMS | - | - | - | - | - | - | - | - |
| 334600 | 001 | 2000 | NEW METERS - DUNLAP WOODS | - | - | - | - | - | - | - | - |
| 334650 | 001 | 2000 | NEW METERS - SOUHEGAN WOODS | - | - | - | - | - | - | - | - |
| 334770 | 001 | 2000 | NEW METERS-GREAT BAY | - | - | - | - | - | - | - | - |
| 334890 | 001 | 2000 | NEW METERS: SWEET HILL | - | - | - | - | - | - | - | - |
| 334900 | 001 | 2000 | NEW METERS - ATHERTON COMMONS | - | - | - | - | - | - | - | - |
| 334920 | 001 | 2000 | NEW METERS: LAUREL WOODS | - | - | - | - | - | - | - | - |
| 334950 | 001 | 2000 | CONSTRUCTION METERS | 2,565.20 | 2,565.20 | 2,565.20 | 2,565.20 | 2,565.20 | 2,565.20 | 2,565.20 | 2,565.20 |
| 335000 | 001 | 2000 | FIRE PROT EQUIP: HYDRANTS | 3,063,139.33 | 3,063,139.33 | 3,063,139.33 | 3,063,139.33 | 3,067,238.36 | 3,070,646.42 | 3,073,130.29 | 3,073,130.29 |
| 335001 | 001 | 2000 | NEW HYDRANTS - BON TERRAIN | - | - | - | - | - | - | - | - |
| 335002 | 001 | 2000 | HYDRANTS:DEV INSTALL: BON TERR | - | - | - | - | - | - | - | - |

| | | | | | | | | | | | | | |
|--------|-----|------|--------------------------------------|------------------------|------------------------|------------------------|------------------------|------------------------|------------------------|------------------------|------------------------|-------------------|-------------------|
| 335005 | 001 | 2000 | PAVEMENTS: HYDRANTS | 100,205.95 | 100,205.95 | 100,205.95 | 100,205.95 | 100,205.95 | 100,205.95 | 100,205.95 | 100,205.95 | 100,205.95 | 100,205.95 |
| 335100 | 001 | 2000 | HYDRANTS: CIAC | 1,759,315.76 | 1,759,315.76 | 1,765,639.37 | 1,765,639.37 | 1,765,639.37 | 1,762,379.36 | 1,762,379.36 | 1,762,379.36 | 1,762,379.36 | 1,762,379.36 |
| 335200 | 001 | 2000 | NEW HYDRANTS: POWDER HILL | 900.00 | 900.00 | 900.00 | 900.00 | 900.00 | 900.00 | 900.00 | 900.00 | 900.00 | 900.00 |
| 335205 | 001 | 2000 | FIRE PROTECTION: AUTUMN | - | - | - | - | - | - | - | - | - | - |
| 335220 | 001 | 2000 | NEW HYDRANTS - LITTLE POND | - | - | - | - | - | - | - | - | - | - |
| 335650 | 001 | 2000 | NEW HYDRANTS - SOUHEGAN WOODS | - | - | - | - | - | - | - | - | - | - |
| 339000 | 001 | 2000 | OTHER TRANS/DIST EQUIPMENT | 30,352.30 | 30,352.30 | 30,352.30 | 30,352.30 | 30,352.30 | 30,352.30 | 30,352.30 | 30,352.30 | 30,352.30 | 30,352.30 |
| 339100 | 001 | 2000 | OTHER PLANT&MISC EQ-INTANGIBLE | 565.00 | 565.00 | 565.00 | 565.00 | 565.00 | 565.00 | 565.00 | 565.00 | 565.00 | 565.00 |
| 339200 | 001 | 2000 | OTHER PLANT & MISC EQ-S/S PUMP | 97,067.72 | 97,067.72 | 97,067.72 | 97,067.72 | 97,067.72 | 97,067.72 | 97,067.72 | 97,067.72 | 97,067.72 | 97,067.72 |
| 339300 | 001 | 2000 | OTHER PLANT & MISC EQUIP -WTP | 295,946.98 | 295,946.98 | 295,946.98 | 295,946.98 | 295,946.98 | 295,946.98 | 295,946.98 | 295,946.98 | 295,946.98 | 295,946.98 |
| 339360 | 001 | 2000 | OTHER TRANS/DIST EQUIP: CABOT | - | - | - | - | - | - | - | - | - | - |
| 339500 | 001 | 2000 | OTHER TRANS/DIST EQUIP: AUTUMN | - | - | - | - | - | - | - | - | - | - |
| 339650 | 001 | 2000 | OTHER TRANS/DIST EQUIP: SOUHEG | - | - | - | - | - | - | - | - | - | - |
| 339770 | 001 | 2000 | OTHER TRANS/DIST EQUIP: GRT BAY | - | - | - | - | - | - | - | - | - | - |
| | | | | 132,291,768.11 | 132,378,266.01 | 132,446,183.70 | 132,532,430.78 | 132,580,308.92 | 132,491,033.07 | 132,545,022.78 | 132,604,127.48 | | |
| | | | Miscellaneous Equipment | | | | | | | | | | |
| 340100 | 001 | 2000 | OFFICE EQUIPMENT | 532,103.41 | 532,103.41 | 532,103.41 | 532,103.41 | 532,103.41 | 532,103.41 | 532,103.41 | 532,103.41 | 532,103.41 | 532,103.41 |
| 341000 | 001 | 2000 | TRANSPORTATION EQUIPMENT | 3,512,370.12 | 3,514,730.40 | 3,514,730.40 | 3,514,730.40 | 3,514,730.40 | 3,514,730.40 | 3,514,730.40 | 3,514,730.40 | 3,514,730.40 | 3,514,730.40 |
| 343000 | 001 | 2000 | SHOP EQUIPMENT | 751,628.57 | 751,628.57 | 751,628.57 | 751,628.57 | 751,628.57 | 751,628.57 | 751,628.57 | 751,628.57 | 757,984.57 | 757,984.57 |
| 343001 | 001 | 2000 | SHOP EQUIP: BON TERRAIN | - | - | - | - | - | - | - | - | - | - |
| 344000 | 001 | 2000 | LABORATORY EQUIPMENT | 182,670.47 | 182,670.47 | 182,670.47 | 182,670.47 | 182,670.47 | 182,670.47 | 182,670.47 | 182,670.47 | 182,670.47 | 182,670.47 |
| 345000 | 001 | 2000 | POWER OPERATED EQUIPMENT | 376,133.08 | 376,133.08 | 376,133.08 | 376,133.08 | 376,133.08 | 376,133.08 | 376,133.08 | 376,133.08 | 376,133.08 | 376,133.08 |
| 346000 | 001 | 2000 | COMMUNICATION EQUIPMENT | 1,072,971.78 | 1,072,971.78 | 1,072,971.78 | 1,072,952.78 | 1,072,931.79 | 1,075,285.31 | 1,075,285.31 | 1,075,285.31 | 1,075,285.31 | 1,075,285.31 |
| 346250 | 001 | 2000 | COMMUNICATION EQUIP: BADGER HL | - | - | - | - | - | - | - | - | - | - |
| 346500 | 001 | 2000 | COMMUNICATION EQUIP: AUTUMN WD | - | - | - | - | - | - | - | - | - | - |
| 346650 | 001 | 2000 | COMMUNICATION EQUIP-SOUHEGN WD | - | - | - | - | - | - | - | - | - | - |
| 346770 | 001 | 2000 | COMMUNICATION EQUIP: GREAT BAY | - | - | - | - | - | - | - | - | - | - |
| 347110 | 001 | 2000 | COMPUTER EQUIP-HRDWARE/SFTWARE | 8,319,461.20 | 8,327,525.20 | 8,327,525.20 | 8,333,573.20 | 8,339,173.20 | 8,386,540.24 | 8,391,916.24 | 8,412,657.21 | 8,412,657.21 | 8,412,657.21 |
| 348000 | 001 | 2000 | MISCELLANEOUS GENERAL EQUIP | 775,041.74 | 775,041.74 | 775,041.74 | 775,041.74 | 775,041.74 | 775,041.74 | 775,041.74 | 775,041.74 | 786,835.98 | 786,835.98 |
| 348001 | 001 | 2000 | MISC GENERAL EQUIP - BON TERR | - | - | - | - | - | - | - | - | - | - |
| | | | | 15,522,380.37 | 15,532,804.65 | 15,532,804.65 | 15,538,833.65 | 15,544,412.66 | 15,594,133.22 | 15,599,509.22 | 15,638,400.43 | | |
| | | | Intangible Plant | | | | | | | | | | |
| 301000 | 001 | 2000 | ORGANIZATION EXPENSE | 28,856.17 | 28,856.17 | 28,856.17 | 28,856.17 | 28,856.17 | 28,856.17 | 28,856.17 | 28,856.17 | 28,856.17 | 28,856.17 |
| 302000 | 001 | 2000 | FRANCHISES & CONSENTS | 229,132.31 | 229,132.31 | 229,132.31 | 229,132.31 | 229,132.31 | 229,132.31 | 229,132.31 | 229,132.31 | 229,132.31 | 229,132.31 |
| | | | | 257,988.48 | 257,988.48 | 257,988.48 | 257,988.48 | 257,988.48 | 257,988.48 | 257,988.48 | 257,988.48 | 257,988.48 | 257,988.48 |
| | | | Total Plant in Service | 236,569,479.26 | 236,866,544.31 | 236,937,210.90 | 236,957,910.96 | 237,026,636.38 | 237,414,397.14 | 237,504,228.48 | 237,604,259.29 | | |
| | | | Accumulated Depreciation | | | | | | | | | | |
| 108000 | 001 | 2000 | ACCUMULATED DEPRECIATION | (78,101,417.18) | (78,613,172.76) | (79,125,040.47) | (79,599,918.02) | (80,111,232.20) | (80,530,135.28) | (81,040,515.48) | (81,551,445.61) | (81,551,445.61) | (81,551,445.61) |
| 108001 | 001 | 2000 | ACCUM DEPREC: COST OF REMOVAL | 6,249,328.02 | 6,256,137.10 | 6,257,860.81 | 6,359,516.42 | 6,361,466.67 | 6,414,295.24 | 6,417,559.38 | 6,419,242.03 | 6,419,242.03 | 6,419,242.03 |
| 108002 | 001 | 2000 | ACCUMULATED DEPREC: GAIN/LOSS | 6,596,051.60 | 6,601,734.35 | 6,601,734.35 | 6,613,119.66 | 6,613,119.66 | 6,616,079.21 | 6,623,286.40 | 6,614,349.61 | 6,614,349.61 | 6,614,349.61 |
| 108100 | 001 | 2000 | THEORETICAL DEP REERVE-2007 | 3,531,600.00 | 3,531,600.00 | 3,531,600.00 | 3,531,600.00 | 3,531,600.00 | 3,531,600.00 | 3,531,600.00 | 3,531,600.00 | 3,531,600.00 | 3,531,600.00 |
| | | | | (61,724,437.56) | (62,223,701.31) | (62,733,845.31) | (63,095,681.94) | (63,605,045.87) | (63,968,160.83) | (64,468,069.70) | (64,986,253.97) | | |
| | | | Net Plant in Service | 174,845,041.70 | 174,642,843.00 | 174,203,365.59 | 173,862,229.02 | 173,421,590.51 | 173,446,236.31 | 173,036,158.78 | 172,618,005.32 | | |
| | | | Construction Work in Progress | | | | | | | | | | |
| 105111 | 001 | 2000 | CWIP: LABOR CLEARING | (18,126.32) | (19,422.73) | (19,422.73) | (17,009.00) | (19,422.73) | (19,422.73) | (16,666.35) | (8,240.14) | (8,240.14) | (8,240.14) |
| 105222 | 001 | 2000 | CWIP: CONTRACTOR CLEARING | 329,337.14 | 303,262.58 | 372,045.92 | 449,284.82 | 764,624.30 | 536,924.73 | 687,571.76 | 1,097,089.57 | 1,097,089.57 | 1,097,089.57 |
| 105333 | 001 | 2000 | CWIP: WTP EVAL & CAPITAL PLAN | 33,483.59 | 33,871.33 | 34,011.82 | 35,928.95 | 38,029.75 | 95,381.27 | 182,165.18 | 291,270.84 | 291,270.84 | 291,270.84 |
| 105444 | 001 | 2000 | CWIP: OPERATIONS BUILDING | 450,093.55 | 234,072.18 | 276,014.90 | 192,759.87 | 219,586.99 | 238,052.22 | 195,005.09 | 208,278.46 | 208,278.46 | 208,278.46 |
| | | | | 794,787.96 | 551,783.36 | 662,649.91 | 660,964.64 | 1,002,818.31 | 850,935.49 | 1,048,075.68 | 1,588,398.73 | | |
| | | | Total Plant | 175,639,829.66 | 175,194,626.36 | 174,866,015.50 | 174,523,193.66 | 174,424,408.82 | 174,297,171.80 | 174,084,234.46 | 174,206,404.05 | | |

Current Assets

Cash

| | | | | | | | | | | | | |
|-------------|-----|------|--|---------------------|-----------------------|-----------------------|-----------------------|---------------------|-------------------|---------------------|----------|---------------------|
| 30110:13111 | 001 | 2000 | PETTY CASH: WTP | 2,000.00 | 2,000.00 | 2,000.00 | 2,000.00 | 2,000.00 | 2,000.00 | 2,000.00 | 2,000.00 | 2,038.73 |
| 131111 | 001 | 2000 | PETTY CASH: OPERATIONS | 2,000.00 | 2,000.00 | 2,000.00 | 2,000.00 | 2,000.00 | 2,000.00 | 2,000.00 | 2,000.00 | 2,000.00 |
| 131112 | 001 | 2000 | PETTY CASH: OFFICE | 2,000.00 | 2,000.00 | 2,000.00 | 2,000.00 | 2,000.00 | 2,000.00 | 2,000.00 | 2,000.00 | 2,000.00 |
| 131115 | 001 | 2000 | PETTY CASH : ENGINEERING | - | - | - | - | - | - | - | - | - |
| 131125 | 001 | 2000 | CASH-PAYROLL RBS CITIZENS BANK | - | - | - | - | - | - | - | - | - |
| 131120 | 001 | 2000 | CASH-BANK OF AMERICA: PWW | - | - | - | - | - | - | - | - | - |
| 131140 | 001 | 2000 | CASH - TD BANK | - | - | - | - | - | - | - | - | - |
| 131230 | 001 | 2000 | CASH PAYROLL - TD BANK | - | - | - | - | 2,215,001.73 | 977,694.56 | - | - | - |
| 131350 | 001 | 2000 | RESTRICTED CASH - RSF TD BANK | 501,648.75 | (234,649.55) | 286,318.99 | 197,304.47 | 262,829.79 | 533,345.12 | 1,051,869.14 | - | 1,251,446.92 |
| 131360 | 001 | 2000 | RESTRICTED CASH - 2014 BOND PROJECT FUND | - | - | - | - | - | - | - | - | - |
| 131361 | 001 | 2000 | RESTRICTED CASH - BOND REFUND ESCROW FUND | - | - | - | - | - | - | - | - | - |
| 131370 | 001 | 2000 | RESTRICTED CASH - 2015 BOND PROJECT FUND | - | - | - | - | - | - | - | - | - |
| 131371 | 001 | 2000 | RESTRICTED CASH - 2015 BOND FUND ESCROW FUND | - | - | - | - | - | - | - | - | - |
| 131375 | 001 | 2000 | DSRR 1.0 RSF | 447,027.49 | 360,427.81 | 336,997.67 | 293,986.39 | 1,985,123.49 | 1,344,828.88 | 2,318,815.74 | - | 3,045,984.53 |
| 131380 | 001 | 2000 | MOERR RSF | (4,004,774.79) | (4,391,711.60) | (4,661,616.47) | (4,923,499.95) | (4,066,848.70) | (3,994,076.07) | (3,283,673.38) | - | (3,169,867.58) |
| 131385 | 001 | 2000 | MOERR | 285,653.06 | 60,603.63 | 607,648.53 | 26,281.43 | 826,791.32 | 2,942.14 | 712,682.67 | - | 1,436,596.21 |
| 131390 | 001 | 2000 | DSRR 1.0 | 1,335,985.22 | 1,407,640.10 | 1,283,171.83 | 1,767,729.71 | 2,101,366.63 | 1,383,527.88 | 1,979,395.59 | - | 2,653,937.57 |
| 131372 | 001 | 2000 | RESTRICTED CASH-2018 BOND PROJECT FUND | - | - | - | - | - | - | - | - | - |
| 131373 | 001 | 2000 | RESTRICTED CASH-2019 BOND PROJECT FUND | 43,349.20 | 43,349.20 | 45.00 | 45.00 | 45.00 | 45.00 | 45.00 | - | 45.00 |
| 131374 | 001 | 2000 | RESTRICTED CASH-2020 BOND PROJECT FUND | - | - | - | 5,474.84 | 5,474.84 | 5,474.84 | 5,474.84 | - | 5,474.84 |
| 131376 | 001 | 2000 | RESTRICTED CASH-2020C BOND PROJECT FUND | - | - | - | - | - | - | - | - | - |
| 135100 | 001 | 2000 | INVESTMENTS-BOND PROJECT FUND | - | - | - | - | - | - | - | - | - |
| 131395 | 001 | 2000 | DSRR 0.1 | 859,081.38 | 99,316.86 | 930,278.22 | 980,869.73 | 1,032,648.76 | 739,516.92 | 843,487.33 | - | 782,452.91 |
| 171360 | 001 | 2000 | ACCRUED INTEREST INCOME-2014 BOND PROJ FUND | - | - | - | - | - | - | - | - | - |
| 171370 | 001 | 2000 | ACCRUED INTEREST INCOME-2015 BOND PROJ FUND | - | - | - | - | - | - | - | - | - |
| 181360 | 001 | 2000 | DISCOUNT ON BONDS-2014 BOND PROJ FUND | - | - | - | - | - | - | - | - | - |
| 181370 | 001 | 2000 | DISCOUNT ON BONDS-2015 BOND PROJ FUND | - | - | - | - | - | - | - | - | - |
| 131300 | 001 | 2000 | RESTRICTED CASH - RSF | - | - | - | - | - | - | - | - | - |
| 131200 | 001 | 2000 | CASH-PAYROLL | - | - | - | - | - | - | - | - | - |
| | | | | (526,029.69) | (2,649,023.55) | (1,211,156.23) | (1,645,808.38) | 4,368,432.86 | 999,299.27 | 3,634,096.93 | | 6,012,109.13 |

Accounts Receivable, Net

| | | | | | | | | | | | | |
|--------|-----|------|--------------------------------|---------------------|---------------------|---------------------|---------------------|---------------------|---------------------|---------------------|---|---------------------|
| 141000 | 001 | 2000 | A/R: BILLED WATER REVENUE | - | - | - | - | - | - | - | - | - |
| 141150 | 001 | 2000 | A/R: BILLED WATER REVENUE | 1,477,363.99 | 2,018,391.49 | 1,680,071.48 | 1,685,847.20 | 2,250,383.00 | 2,362,380.57 | 2,812,689.34 | - | 3,371,175.75 |
| 141350 | 001 | 2000 | A/R: MVD REMOVAL GRANTS | - | - | - | - | - | - | - | - | - |
| 141100 | 001 | 2000 | A/R: MISCELLANEOUS | 10,120.94 | 10,126.22 | 10,132.38 | 10,140.30 | 11,168.50 | 13,146.38 | 23,065.54 | - | 12,661.26 |
| 141400 | 001 | 2000 | A/R: MISCELLANEOUS | 256,891.41 | 256,891.41 | 256,891.41 | 251,086.32 | 252,207.18 | 252,207.18 | 252,207.18 | - | 252,207.18 |
| 141450 | 001 | 2000 | A/R: MISC COMPUTERS | - | - | - | - | - | - | - | - | - |
| 142200 | 001 | 2000 | A/R: JOBBING | 5,646.76 | 4,487.96 | 4,842.21 | 5,439.72 | 5,504.45 | 4,747.28 | 4,738.12 | - | 5,445.21 |
| 143901 | 001 | 2000 | ALLOW FOR DOUBTFUL ACCTS-WATER | (25,000.00) | (25,000.00) | (25,000.00) | (25,000.00) | (25,000.00) | (25,000.00) | (25,000.00) | - | (25,000.00) |
| 143902 | 001 | 2000 | ALLOW FOR DOUBTFUL ACCTS-JOBNG | (13,257.45) | (13,257.45) | (6,649.41) | (6,649.41) | (6,649.41) | (6,885.72) | (6,885.72) | - | (6,885.72) |
| | | | | 1,711,765.65 | 2,251,639.63 | 1,920,288.07 | 1,920,864.13 | 2,487,613.72 | 2,600,595.69 | 3,060,814.46 | | 3,609,603.68 |

Unbilled Revenue

| | | | | | | | | | | | | |
|--------|-----|------|--------------------------------|---------------------|---------------------|---------------------|---------------------|---------------------|---------------------|---------------------|---|---------------------|
| 173150 | 001 | 2000 | A/R: UNBILLED WATER REV-QRTLY | - | - | - | - | - | - | - | - | - |
| 173151 | 001 | 2000 | A/R: UNBILLED WATER REV-MONTH | 1,943,294.00 | 1,563,642.00 | 1,783,198.00 | 1,892,598.00 | 1,749,365.00 | 2,612,617.00 | 3,603,192.00 | - | 2,940,163.00 |
| 173152 | 001 | 2000 | A/R: UNBLLD REVENUE-RECOUPMENT | 20,758.59 | 20,758.59 | 20,758.59 | 20,758.59 | 20,758.59 | 20,758.59 | 20,758.59 | - | 20,758.59 |
| 173153 | 001 | 2000 | A/R UNBILLED:RECOUP STEP INCR | - | - | - | - | - | - | - | - | - |
| | | | | 1,964,052.59 | 1,584,400.59 | 1,803,956.59 | 1,913,356.59 | 1,770,123.59 | 2,633,375.59 | 3,623,950.59 | | 2,960,921.59 |

Inventory & Supplies

| | | | | | | | | | | | | |
|--------|-----|------|-----------------------------|------------|------------|------------|------------|------------|------------|------------|---|------------|
| 151100 | 001 | 2000 | INVENTORY: PIPES & FITTINGS | 367,223.25 | 364,068.92 | 370,943.12 | 372,820.89 | 376,524.04 | 370,514.59 | 378,240.83 | - | 389,684.22 |
| 151101 | 001 | 2000 | INVENTORY: NEW METERS | 90,812.38 | 106,127.21 | 95,919.07 | 97,325.08 | 98,320.96 | 97,940.41 | 100,297.33 | - | 102,515.40 |
| 151150 | 001 | 2000 | INVENTORY: MISC T & D | 1,288.99 | 1,288.99 | 1,288.99 | 1,257.35 | 1,257.35 | 1,257.35 | 1,257.35 | - | 1,244.79 |
| 151200 | 001 | 2000 | INVENTORY: WTP SPARE PARTS | - | - | - | - | - | - | - | - | - |
| 151201 | 001 | 2000 | INVENTORY: WTP CHEMICALS | 137,662.52 | 133,561.28 | 139,728.57 | 151,454.69 | 105,579.94 | 143,863.60 | 117,803.11 | - | 106,137.15 |
| 151250 | 001 | 2000 | INVENTORY: FLEET/VEHICLES | (21.97) | (75.13) | (75.13) | (75.13) | (75.13) | (75.13) | (75.13) | - | (75.13) |

| | | | | | | | | | | | |
|--------|-----|------|-------------------------------------|----------------------|----------------------|----------------------|----------------------|----------------------|----------------------|----------------------|----------------------|
| 151300 | 001 | 2000 | INVENTORY:BACKUP GENERAT FUEL | 20,553.11 | 20,553.11 | 20,553.11 | 20,553.11 | 20,553.11 | 20,553.11 | 20,553.11 | 20,553.11 |
| 151600 | 001 | 2000 | INV: CUSTOMER HANDBOOK/FOLDER | - | - | - | - | - | - | - | - |
| 151615 | 001 | 2000 | INV: CUSTOMER BROCHURE/INSERTS | - | - | - | - | - | - | - | - |
| 151625 | 001 | 2000 | INVENTORY: CUST CONSERVATION | - | - | - | - | - | - | - | - |
| 151650 | 001 | 2000 | INVENTORY: BILLING & ACCTING | 8,700.24 | 7,269.15 | 5,282.92 | 2,351.79 | 8,718.30 | 11,704.82 | 10,449.42 | 8,069.02 |
| 151700 | 001 | 2000 | INVENTORY: POCKET FOLDERS | - | - | - | - | - | - | - | - |
| 151725 | 001 | 2000 | INVENTORY:EDUCATIONAL SUPPLIES | - | - | - | - | - | - | - | - |
| 151730 | 001 | 2000 | INVENTORY: CCR'S | - | - | - | - | - | - | - | - |
| | | | | 626,218.52 | 632,793.53 | 633,640.65 | 645,687.78 | 610,878.57 | 645,758.75 | 628,526.02 | 628,128.56 |
| | | | Prepaid Expenses & Other | | | | | | | | |
| 162100 | 001 | 2000 | PREPAID INSURANCE | 94,233.99 | 101,625.83 | 52,439.13 | 101,581.99 | 109,792.70 | 118,086.74 | 129,373.11 | 137,726.85 |
| 162150 | 001 | 2000 | PREPAID COMPUTER CLASSES | - | - | - | - | - | - | - | - |
| 162200 | 001 | 2000 | PREPAID COMPUTER MAINTENANCE | 282,613.39 | 244,719.60 | 250,756.42 | 281,743.86 | 246,856.11 | 361,193.61 | 414,020.77 | 414,763.67 |
| 163310 | 001 | 2000 | PREPAID PROPERTY TAXES | 448,512.15 | 224,256.04 | - | - | - | 743,072.27 | 495,381.51 | 247,690.75 |
| 162350 | 001 | 2000 | PREPAID OFFICE EQUIPMENT | - | - | - | - | - | - | - | - |
| 162400 | 001 | 2000 | CLEARING ACCOUNT (DO NOT USE) | - | - | - | - | - | - | - | - |
| 162450 | 001 | 2000 | PREPAID HECOP III OFFICE LEASE | 27,790.31 | 27,790.31 | 27,790.31 | 27,790.31 | 27,790.31 | 27,790.31 | 28,199.00 | 28,199.00 |
| 162500 | 001 | 2000 | PREPAID POSTAGE | 44,417.89 | 46,174.54 | 48,082.51 | 65,510.66 | 57,179.61 | 59,746.66 | 44,657.10 | 29,845.46 |
| 162700 | 001 | 2000 | PREPAID EXPENSES | 281,771.40 | 269,510.40 | 279,235.31 | 303,904.74 | 294,400.38 | 263,586.46 | 278,370.64 | 262,361.15 |
| 162300 | 001 | 2000 | PREPAID TAXES | - | - | - | - | - | - | - | 252,408.00 |
| 162310 | 001 | 2000 | PREPAID PROPERTY TAXES | - | - | - | - | - | - | - | - |
| 184100 | 001 | 2000 | CLEARING ACCOUNT | (30,278.39) | (28,553.67) | (9,236.25) | 92,026.66 | 122,918.49 | (25,454.43) | (25,454.43) | (25,454.43) |
| | | | | 1,149,060.74 | 885,523.05 | 649,067.43 | 872,558.22 | 858,937.60 | 1,548,021.62 | 1,364,547.70 | 1,347,540.45 |
| 233300 | 001 | 2000 | INTERCO PAY/REC: PWW/PCP | 29,204,090.99 | 25,052,284.53 | 23,935,283.14 | 23,763,259.88 | 21,319,972.60 | 22,160,815.19 | 19,869,521.49 | 18,782,071.74 |
| 233400 | 001 | 2000 | INTERCO PAY/REC: PWW/TSC | 580.33 | 855.09 | 856.69 | 1,354.30 | 1,586.01 | 1,817.76 | 2,049.56 | 2,281.41 |
| 233500 | 001 | 2000 | INTERCO PAY/REC: PWW/PWS | 246,493.66 | 435,554.76 | 649,298.25 | 810,171.81 | 987,444.21 | 1,238,448.36 | 1,436,074.03 | 1,627,760.69 |
| 233600 | 001 | 2000 | INTERCO PAY/REC: PWW/PAC | 31,232.07 | 63,118.11 | 90,875.04 | 121,956.61 | 152,666.36 | 183,698.74 | 215,865.75 | 258,164.50 |
| 233650 | 001 | 2000 | INTERCO LOAN PWW/PAC: RSF | 12,954.74 | 12,954.74 | 12,954.74 | 12,954.74 | 12,954.74 | 12,954.74 | 12,954.74 | 12,954.74 |
| 233700 | 001 | 2000 | INTERCO PAY/REC: PWW/PEU | 389,040.58 | 736,217.14 | 1,126,431.53 | 1,123,590.81 | 1,490,170.39 | 1,549,451.22 | 1,982,212.96 | 2,432,978.89 |
| | | | | 29,884,392.37 | 26,300,984.37 | 25,815,699.39 | 25,833,288.15 | 23,964,794.31 | 25,147,186.01 | 23,518,678.53 | 23,116,211.97 |
| | | | Total Current Assets | 34,809,460.18 | 29,006,317.62 | 29,611,495.90 | 29,539,946.49 | 34,060,780.65 | 33,574,236.93 | 35,830,614.23 | 37,674,515.38 |
| | | | Other Assets | | | | | | | | |
| | | | Abandoned Property | | | | | | | | |
| 182110 | 001 | 2000 | ABAND PROP:CABOT PRESERVE WELL | - | - | - | - | - | - | - | - |
| 182120 | 001 | 2000 | ABAND PROP: DUNLAP WOODS WELLS | - | - | - | - | - | - | - | - |
| 182300 | 001 | 2000 | SERV ABAND: BRIDGE/SANDERS ST | - | - | - | - | - | - | - | - |
| 182500 | 001 | 2000 | MAIN ABANDONMENT: CUSHING AVE | - | - | - | - | - | - | - | - |
| | | | Other Deferred Charges | | | | | | | | |
| 186100 | 001 | 2000 | ACQUISITION PREMIUM - MARA | 64,585,422.26 | 64,424,527.68 | 64,263,633.11 | 64,102,738.53 | 63,941,843.95 | 63,780,949.37 | 63,620,054.79 | 63,459,160.21 |
| 186120 | 001 | 2000 | FIFIELD TANK INSPECTION | - | - | - | - | - | - | - | - |
| 186126 | 001 | 2000 | MAST ROAD RAILROAD CROSSING | - | - | - | - | - | - | - | - |
| 186130 | 001 | 2000 | SERGEANT WOODS - NEWTON NH | - | - | - | - | - | - | - | - |
| 186136 | 001 | 2000 | WATER ST OFFICE RELOCATION | - | - | - | - | - | - | - | - |
| 186140 | 001 | 2000 | SARBANES-OXLEY | - | - | - | - | - | - | - | - |
| 186145 | 001 | 2000 | 2ND STEP DEFERRED EXPENSE | - | - | - | - | - | - | - | - |
| 186150 | 001 | 2000 | BOND DEFEASANCE PREMIUM | - | - | - | - | - | - | - | - |
| 186172 | 001 | 2000 | MERRIMACK INTERCONNECT STUDY | - | - | - | - | - | - | - | - |
| 186173 | 001 | 2000 | BERKELY/SWART TERRACE STUDY | - | - | - | - | - | - | - | - |
| 186175 | 001 | 2000 | CROSS CONNECTION SURVEY-NASHUA | 22,392.18 | 22,006.37 | 21,620.56 | 21,234.75 | 20,848.95 | 20,463.14 | 20,077.33 | 19,691.53 |
| 186180 | 001 | 2000 | PWW TRADEMARK | - | - | - | - | - | - | - | - |
| 186202 | 001 | 2000 | UNION NEGOTIATIONS - 2002 | - | - | - | - | - | - | - | - |
| 186203 | 001 | 2000 | UNION NEGOTIATIONS - 2006-2007 | - | - | - | - | - | - | - | - |

| | | | | | | | | | | | | |
|--------|-----|------|--|------------|------------|------------|------------|------------|------------|------------|------------|-----------|
| 186204 | 001 | 2000 | UNION NEGOTIATIONS - 2010 | - | - | - | - | - | - | - | - | - |
| 186205 | 001 | 2000 | UNION NEGOTIATIONS - 2013 | - | - | - | - | - | - | - | - | - |
| 186206 | 001 | 2000 | UNION NEGOTIATIONS - 2015 | - | - | - | - | - | - | - | - | - |
| 186207 | 001 | 2000 | UNION NEGOTIATIONS - 2017 | 1,156.34 | 1,033.32 | 910.31 | 787.29 | 664.26 | 541.25 | 418.22 | 295.20 | |
| 186210 | 001 | 2000 | TYNGSBORO WHOLESAL AGREEMENT | 9,654.08 | 9,516.24 | 9,378.41 | 9,240.57 | 9,102.74 | 8,964.90 | 8,827.07 | 8,689.23 | |
| 186215 | 001 | 2000 | PWW/PEU-COST OF SERVICE STUDY | 5,288.86 | 5,212.17 | 5,135.48 | 5,058.79 | 4,982.10 | 4,905.41 | 4,828.72 | 4,752.02 | |
| 186220 | 001 | 2000 | COST OF SERVICE STUDY 2001 | - | - | - | - | - | - | - | - | - |
| 186225 | 001 | 2000 | EMPLOYEE RECRUITOR FEES | - | - | - | - | - | - | - | - | - |
| 186230 | 001 | 2000 | SYNERGEN TRAINING - 2007 | - | - | - | - | - | - | - | - | - |
| 186233 | 001 | 2000 | WILL STREET RENOVATIONS 2006 | - | - | - | - | - | - | - | - | - |
| 186235 | 001 | 2000 | RATE CASE: 2008 | - | - | - | - | - | - | - | - | - |
| 186240 | 001 | 2000 | RATE CASE - 2006 | - | - | - | - | - | - | - | - | - |
| 186241 | 001 | 2000 | 2010 DEFERRED RATE CASE EXP | - | - | - | - | - | - | - | - | - |
| 186242 | 001 | 2000 | RATE CASE EXPENSE: 2012 | - | - | - | - | - | - | - | - | - |
| 186243 | 001 | 2000 | RATE CASE EXPENSE: 2015 | 10,533.23 | 10,533.23 | 10,533.23 | 10,533.23 | 10,533.23 | 10,533.23 | 10,533.23 | 10,533.23 | 10,533.23 |
| 186244 | 001 | 2000 | RATE CASE EXPENSE: 2018 | 111,063.66 | 113,492.16 | 120,906.21 | 140,484.75 | 158,883.10 | 173,061.10 | 173,145.10 | 174,572.60 | |
| 186245 | 001 | 2000 | DEFERRED ASSET - SERP | 789,009.50 | 789,009.50 | 787,341.50 | 787,341.50 | 787,341.50 | 785,634.50 | 785,634.50 | 785,634.50 | |
| 186250 | 001 | 2000 | ADULT LEARNCTR-NASHUA LAW SUIT | - | - | - | - | - | - | - | - | - |
| 186255 | 001 | 2000 | MERRIMACK VILLAGE DAM | - | - | - | - | - | - | - | - | - |
| 186256 | 001 | 2000 | MERRIMACK VILLAGE DAM:PHASE II | - | - | - | - | - | - | - | - | - |
| 186257 | 001 | 2000 | MERRIMACK VILLAGE DAM DEOMOLIT | - | - | - | - | - | - | - | - | - |
| 186260 | 001 | 2000 | NASHUA AERIAL PHOTOGRAPHY PROJ | - | - | - | - | - | - | - | - | - |
| 186270 | 001 | 2000 | STUDY: BROOK DAMS ACTION PLAN | - | - | - | - | - | - | - | - | - |
| 186275 | 001 | 2000 | 2007 CELL TOWER LEASE SALE | - | - | - | - | - | - | - | - | - |
| 186300 | 001 | 2000 | HI-LO WELL #4 REDEVELOP 2010 | 10,643.25 | 10,557.45 | 10,471.64 | 10,385.84 | 10,300.03 | 10,214.23 | 10,128.42 | 10,042.62 | |
| 186320 | 001 | 2000 | TARIFF FILING: SYS UPGRADE FEE | - | - | - | - | - | - | - | - | - |
| 186325 | 001 | 2000 | RATE CASE EXPENSE: 2004 | - | - | - | - | - | - | - | - | - |
| 186330 | 001 | 2000 | PENNICHUCK POND AQUIFER STUDY | - | - | - | - | - | - | - | - | - |
| 186335 | 001 | 2000 | WATERSHED PROTECTION VIDEOS-PENN BROOK | 2,795.14 | 2,609.59 | 2,424.04 | 2,238.48 | 2,052.92 | 1,867.37 | 1,681.81 | 1,496.26 | |
| 186420 | 001 | 2000 | WATERSHED STUDY | - | - | - | - | - | - | - | - | - |
| 186421 | 001 | 2000 | RESERVOIR STORAGE & SEDIMENT MONITORING | 7,225.13 | 6,897.67 | 6,570.20 | 6,242.74 | 5,915.28 | 5,587.81 | 5,260.35 | 4,932.88 | |
| 186425 | 001 | 2000 | NRPC - MUTUAL AID STUDY | - | - | - | - | - | - | - | - | - |
| 186430 | 001 | 2000 | CATCH BASIN MARKING 2004 | - | - | - | - | - | - | - | - | - |
| 186450 | 001 | 2000 | PENNICHUCK BROOK WATERSHED STY | - | - | - | - | - | - | - | - | - |
| 186451 | 001 | 2000 | WATERSHED GRDWTR MONT:PENN BRK | 7,740.94 | 7,561.07 | 7,381.17 | 7,201.29 | 7,021.40 | 6,841.51 | 6,661.63 | 6,481.76 | |
| 186452 | 001 | 2000 | WATERSHED SCHOOL EDUCATION | 9,748.46 | 9,521.68 | 9,294.90 | 9,068.12 | 8,841.34 | 8,614.57 | 8,387.79 | 8,161.02 | |
| 186453 | 001 | 2000 | PENNICHUCK BROOK SAEF YIELD EVALUATION | 18,248.26 | 18,025.72 | 17,803.18 | 17,580.64 | 17,358.10 | 17,135.56 | 16,913.02 | 16,690.48 | |
| 186454 | 001 | 2000 | SOURCE WATER PROTECTION STUDY | 10,633.34 | 10,450.01 | 10,266.68 | 10,083.35 | 9,900.02 | 9,716.69 | 9,533.36 | 9,350.03 | |
| 186455 | 001 | 2000 | HARRIS POND BATHYMETRIC SURVEY | 9,250.51 | 8,830.80 | 8,411.10 | 7,991.38 | 7,571.67 | 7,151.95 | 6,732.24 | 6,312.52 | |
| 186456 | 001 | 2000 | HARRIS & BOWERS POND VEGETATION ASSESSMENT | 8,844.77 | 8,764.04 | 8,683.31 | 8,602.58 | 8,521.85 | 8,441.12 | 8,360.39 | 8,279.66 | |
| 186457 | 001 | 2000 | INFILL & DREDGING FEAS STUDY: HARRIS/BOWERS/TINKER | 36,023.35 | 35,700.12 | 35,376.89 | 35,053.66 | 34,730.43 | 34,407.20 | 34,083.97 | 33,760.74 | |
| 186460 | 001 | 2000 | STUMP PD WATRSHD:COMM BAS EDUC | - | - | - | - | - | - | - | - | - |
| 186461 | 001 | 2000 | STUMP PD STORMWATER BMP | 1,277.24 | 1,266.32 | 1,255.40 | 1,244.48 | 1,233.56 | 1,222.64 | 1,211.72 | 1,200.80 | |
| 186465 | 001 | 2000 | STORMWATER BMP RETROFIT EVAL | 6,763.75 | 6,570.50 | 6,377.25 | 6,184.00 | 5,990.75 | 5,797.50 | 5,604.25 | 5,411.00 | |
| 186466 | 001 | 2000 | STORMWATER BMP OUTREACH | 15,610.40 | 15,468.49 | 15,326.58 | 15,184.67 | 15,042.76 | 14,900.85 | 14,758.94 | 14,617.03 | |
| 186470 | 001 | 2000 | TOWN OF MILFORD-WATERSHED STDY | - | - | - | - | - | - | - | - | - |
| 186475 | 001 | 2000 | UPPER MERRIMACK WTRSHED STUDY | - | - | - | - | - | - | - | - | - |
| 186480 | 001 | 2000 | FACILIT STUDY:NASHUA/MERRIMACK | - | - | - | - | - | - | - | - | - |
| 186485 | 001 | 2000 | WATERSHED MONITOR-SEDIMENT DEP | 11,624.78 | 11,283.28 | 10,941.77 | 10,600.27 | 10,258.76 | 9,917.26 | 9,575.75 | 9,234.25 | |
| 186490 | 001 | 2000 | WATERSHED-ROOF LEADER EDUCAT | 6,187.79 | 6,047.20 | 5,906.55 | 5,765.94 | 5,625.30 | 5,484.64 | 5,344.05 | 5,203.46 | |
| 186500 | 001 | 2000 | WATERSHED:BMP RETROFIT EVAL | - | - | - | - | - | - | - | - | - |
| 186510 | 001 | 2000 | WATERSHED RESTORATION PLAN | 23,577.33 | 22,905.57 | 22,233.77 | 21,562.01 | 20,890.21 | 20,218.45 | 19,546.65 | 18,874.89 | |
| 186520 | 001 | 2000 | FEAS STUDY-STSWEEP/CATCH BASIN | 14,611.68 | 14,300.80 | 13,989.90 | 13,679.04 | 13,368.18 | 13,057.28 | 12,746.40 | 12,435.52 | |
| 186530 | 001 | 2000 | K-M NATURAL GAS STUDY | 9,926.19 | 9,780.22 | 9,634.25 | 9,488.28 | 9,342.31 | 9,196.34 | 9,050.37 | 8,904.40 | |
| 186550 | 001 | 2000 | OSHA COMPLIANCE | - | - | - | - | - | - | - | - | - |
| 186600 | 001 | 2000 | ASSET MANAGEMENT ASSESS STUDY | 69,575.03 | 68,094.72 | 66,614.35 | 65,134.10 | 63,653.85 | 62,173.48 | 60,693.17 | 59,212.86 | |

| | | | | | | | | | | | | | |
|--------|-----|------|-----------------------------------|-----------------------|-----------------------|-----------------------|-----------------------|-----------------------|-----------------------|-----------------------|-----------------------|------------------|------------------|
| 186610 | 001 | 2000 | RISK ASSESSMENT & EMERG PLAN | - | - | - | - | - | - | - | - | - | - |
| 186650 | 001 | 2000 | EMINENT DOMAIN COSTS | - | - | - | - | - | - | - | - | - | - |
| 186670 | 001 | 2000 | PENNICHUCK BROOK WATERSHED WEB | - | - | - | - | - | - | - | - | - | - |
| 186671 | 001 | 2000 | PENNICHUCK BROOK PONDS AERIAL | - | - | - | - | - | - | - | - | - | - |
| 186675 | 001 | 2000 | WEB SITE UPGRADE 2006 | - | - | - | - | - | - | - | - | - | - |
| 186680 | 001 | 2000 | WEB-SITE UPGRADE 2012 | - | - | - | - | - | - | - | - | - | - |
| 186690 | 001 | 2000 | CWS PHASE II & V WAIVER | - | - | - | - | - | - | - | - | - | - |
| 186700 | 001 | 2000 | ONGOING WATERSHED STUDY 00-04 | - | - | - | - | - | - | - | - | - | - |
| 186710 | 001 | 2000 | WATERSHED PROTECT STUDY - 2005 | - | - | - | - | - | - | - | - | - | - |
| 186720 | 001 | 2000 | COMPENSATION STUDY 2004 | - | - | - | - | - | - | - | - | - | - |
| 186730 | 001 | 2000 | COMPENSATION STUDY: 2008 | - | - | - | - | - | - | - | - | - | - |
| 186770 | 001 | 2000 | WTP SLUDGE TANK CLEANING 2015 | 44,241.99 | 43,611.84 | 42,981.69 | 42,351.54 | 41,721.39 | 41,091.24 | 40,461.09 | 39,830.95 | | |
| 186775 | 001 | 2000 | WTP SLUDGE TANK CLEANING 2005 | - | - | - | - | - | - | - | - | - | - |
| 186780 | 001 | 2000 | PWW BOND APPLICATION FEE | - | - | - | - | - | - | - | - | - | - |
| 186790 | 001 | 2000 | LINE OF CREDIT TD BANK | - | - | - | - | - | - | - | - | - | - |
| 186860 | 001 | 2000 | MSDC EXP - BEDFORD/POWDER HILL | 353,132.47 | 349,219.61 | 345,306.76 | 341,393.92 | 337,481.09 | 333,568.24 | 329,655.40 | 325,742.54 | | |
| 186861 | 001 | 2000 | MSDC EXP - MANCHESTER WATER WORKS | - | - | - | - | - | - | - | - | - | - |
| 186863 | 001 | 2000 | DEPRECIATION STUDY - 2006 | - | - | - | - | - | - | - | - | - | - |
| 186865 | 001 | 2000 | DEPRECIATION STUDY 2007 | - | - | - | - | - | - | - | - | - | - |
| 186870 | 001 | 2000 | COST OF REMOVAL ANALYSIS-2007 | - | - | - | - | - | - | - | - | - | - |
| 186901 | 001 | 2000 | MILFORD: MASON DR FEASIBILITY | - | - | - | - | - | - | - | - | - | - |
| 186910 | 001 | 2000 | FILTRATION MEDIA STUDY 2001 | - | - | - | - | - | - | - | - | - | - |
| 186950 | 001 | 2000 | DEFERRED ASSET: PENSION | 10,239,249.17 | 10,209,678.34 | 10,180,107.51 | 10,150,536.68 | 10,120,965.85 | 10,091,395.02 | 10,061,824.19 | 10,032,253.36 | | |
| 186955 | 001 | 2000 | DEFERRED ASSET:POST 65 HEALTH | 1,076,097.50 | 1,074,535.00 | 1,072,972.50 | 1,071,410.00 | 1,069,847.50 | 1,068,285.00 | 1,066,722.50 | 1,065,160.00 | | |
| 186960 | 001 | 2000 | DEF ASSET:EARLY RETIRE HEALTH | - | - | - | - | - | - | - | - | - | - |
| 186998 | 001 | 2000 | EMINENT DOMAIN ALLOWANCE | - | - | - | - | - | - | - | - | - | - |
| | | | | 77,527,548.58 | 77,327,010.71 | 77,129,790.20 | 76,946,402.42 | 76,761,834.38 | 76,571,338.85 | 76,368,456.42 | 76,166,917.55 | | |
| 183000 | 001 | 2000 | DEFERRED TAX ASSET | - | - | - | - | - | - | - | - | - | - |
| 183001 | 001 | 2000 | GROSS-UP TO REG ASSET AFUDC | - | - | - | - | - | - | - | - | - | - |
| 183100 | 001 | 2000 | PRELIM SURVEY/INVESTIGATE CHR | 2,954.08 | 2,954.08 | 2,954.08 | 2,954.08 | 2,954.08 | 2,954.08 | 2,954.08 | 2,954.08 | 2,954.08 | 2,954.08 |
| 162900 | 001 | 2000 | DEFERRED ASSET - PENSION | - | - | - | - | - | - | - | - | - | - |
| 162905 | 001 | 2000 | DEFERRED ASSET-POST 65 HEALTH | - | - | - | - | - | - | - | - | - | - |
| 162915 | 001 | 2000 | DEFR ASSET:EARLY RETIRE HEALTH | - | - | - | - | - | - | - | - | - | - |
| 181000 | 001 | 2000 | UNAMORTIZED DEBT EXPENSE | 4,087,606.90 | 4,064,417.33 | 4,044,917.85 | 4,299,911.89 | 4,295,043.75 | 4,283,308.88 | 4,266,309.12 | 4,270,703.21 | | |
| 181100 | 001 | 2000 | UNAMORT DEBT EXPENSE: OID | - | - | - | - | - | - | - | - | - | - |
| | | | Total Other Assets | 81,618,109.56 | 81,394,382.12 | 81,177,662.13 | 81,249,268.39 | 81,059,832.21 | 80,857,601.81 | 80,637,719.62 | 80,440,574.84 | | |
| | | | Total Assets | 292,067,399.40 | 285,595,326.10 | 285,655,173.53 | 285,312,408.54 | 289,545,021.68 | 288,729,010.54 | 290,552,568.31 | 292,321,494.27 | | |
| | | | | | | | | | | | | | |
| | | | Equity and Liabilities | | | | | | | | | | |
| | | | | | | | | | | | | | |
| | | | Shareholder's Equity | | | | | | | | | | |
| 201100 | 001 | 2000 | COMMON STOCK | (30,000.00) | (30,000.00) | (30,000.00) | (30,000.00) | (30,000.00) | (30,000.00) | (30,000.00) | (30,000.00) | (30,000.00) | (30,000.00) |
| 211000 | 001 | 2000 | ADDITIONAL PAID IN CAPITAL | (106,951,794.71) | (101,130,971.74) | (101,130,971.74) | (101,130,971.74) | (101,130,971.74) | (101,130,971.74) | (101,130,971.74) | (101,130,971.74) | (101,130,971.74) | (101,130,971.74) |
| 219100 | 001 | 2000 | OTHER COMPREHENSIVE INCOME | - | - | - | - | - | - | - | - | - | - |
| 438000 | 001 | 2100 | DIVIDENDS: COMMON STOCK | - | - | - | - | - | - | - | - | - | - |
| | | | Retained Earnings | | | | | | | | | | |
| 215500 | 001 | 2000 | RETAINED EARNINGS BEG - PWW | (386,828.76) | - | - | - | - | - | - | - | - | - |
| | | | Net Profit or Loss | 179,385.96 | 440,850.17 | 478,712.77 | 603,607.38 | 870,507.12 | 232,402.80 | (1,367,449.49) | (1,973,077.69) | | |

| | | | | | | | | | | | |
|--------|-----|------|---------------------------------------|------------------------|------------------------|------------------------|------------------------|------------------------|------------------------|------------------------|------------------------|
| | | | Total Equity | (107,189,237.51) | (100,720,121.57) | (100,682,258.97) | (100,557,364.36) | (100,290,464.62) | (100,928,568.94) | (102,528,421.23) | (103,134,049.43) |
| | | | Total Long Term Debt | | | | | | | | |
| 221000 | 001 | 2000 | LONG TERM DEBT: BONDS & NOTES | - | - | - | - | - | - | - | - |
| 221001 | 001 | 2000 | LTD: PAYCHECK PROTECTION PROGRAM LOAN | - | - | - | - | - | - | (1,271,831.00) | (1,271,831.00) |
| 221002 | 001 | 2000 | LONG TERM DEBT-SRF/HUBBARD | (25,957.58) | (24,103.41) | (22,249.24) | (20,395.07) | (18,540.90) | (16,686.73) | (14,832.56) | (12,978.39) |
| 221003 | 001 | 2000 | LONG TERM DEBT: TWIN RIDGE SRF | - | - | - | - | - | - | - | - |
| 221005 | 001 | 2000 | SRF LOAN CONTRACT #4 | (1,598,992.54) | (1,585,802.42) | (1,572,573.96) | (1,559,307.05) | (1,546,001.58) | (1,532,657.43) | (1,519,274.50) | (1,505,852.66) |
| 221006 | 001 | 2000 | LTD - SRF/ASHLEY COMMONS | (167,375.08) | (166,491.08) | (165,599.08) | (164,700.08) | (163,794.08) | (162,881.08) | (161,961.08) | (161,033.08) |
| 221007 | 001 | 2000 | LTD - SRF/FRENCH HILL | (512,668.52) | (510,383.52) | (508,078.52) | (505,754.52) | (503,410.52) | (501,046.52) | (498,663.52) | (496,260.52) |
| 221008 | 001 | 2000 | LTD: SRF/ARMORY-SOUTH NASHUA | (115,078.00) | (114,523.00) | (113,964.00) | (113,400.00) | (112,832.00) | (112,259.00) | (111,681.00) | (111,099.00) |
| 221009 | 001 | 2000 | LTD: SRF/GLEN RIDGE | (38,986.00) | (38,817.00) | (38,646.00) | (38,474.00) | (38,300.00) | (38,125.00) | (37,948.00) | (37,770.00) |
| 221010 | 001 | 2000 | LTD: SRF/DREW WOODS | (537,115.19) | (533,785.19) | (530,446.19) | (527,099.19) | (523,744.19) | (520,381.19) | (517,009.19) | (513,629.19) |
| 221011 | 001 | 2000 | LTD: AULI | (2,400,000.00) | - | - | - | - | - | - | - |
| 221012 | 001 | 2000 | LTD: 1997 BFANH | - | - | - | - | - | - | - | - |
| 221013 | 001 | 2000 | LTD: 2005A BONDS | - | - | - | - | - | - | - | - |
| 221014 | 001 | 2000 | LTD: 2005B BONDS | - | - | - | - | - | - | - | - |
| 221015 | 001 | 2000 | LTD: 2005C BONDS | - | - | - | - | - | - | - | - |
| 221016 | 001 | 2000 | LTD: SERIES A BONDS | - | - | - | - | - | - | - | - |
| 221017 | 001 | 2000 | LTD: SERIES BC-3 BONDS | - | - | - | - | - | - | - | - |
| 221018 | 001 | 2000 | LTD: SERIES BC-4 BONDS | - | - | - | - | - | - | - | - |
| 221019 | 001 | 2000 | LTD: CROSS ST-AMHERST | - | - | - | - | - | - | - | - |
| 221020 | 001 | 2000 | LTD: BOSTON POST RD-AMHERST | - | - | - | - | - | - | - | - |
| 221021 | 001 | 2000 | LTD: BURKE STREET | (1,784,696.57) | (1,776,756.34) | (1,768,799.81) | (1,760,826.95) | (1,752,837.71) | (1,744,832.07) | (1,736,809.99) | (1,728,771.44) |
| 221022 | 001 | 2000 | LTD: 2014A BONDS | (35,505,000.00) | (35,505,000.00) | (35,505,000.00) | (35,505,000.00) | (35,505,000.00) | (35,505,000.00) | (35,505,000.00) | (35,505,000.00) |
| 221023 | 001 | 2000 | LTD: 2014B BONDS | (4,725,000.00) | (4,725,000.00) | (4,725,000.00) | (4,725,000.00) | (4,725,000.00) | (4,725,000.00) | (4,725,000.00) | (4,725,000.00) |
| 221024 | 001 | 2000 | LTD: SRF/TIMBERLINE BOOSTER STATION | (268,833.43) | (267,652.10) | (266,468.19) | (265,281.70) | (264,092.63) | (262,900.96) | (261,706.70) | (260,509.83) |
| 221025 | 001 | 2000 | LTD: SRF/RAW WATER TRANSMISSION | (2,743,464.69) | (2,732,186.69) | (2,720,890.69) | (2,709,575.69) | (2,698,242.69) | (2,686,890.69) | (2,675,520.69) | (2,664,131.69) |
| 221026 | 001 | 2000 | LTD: SERIES 2015A BONDS | (17,710,000.00) | (17,710,000.00) | (17,710,000.00) | (17,710,000.00) | (17,710,000.00) | (17,710,000.00) | (17,710,000.00) | (17,710,000.00) |
| 221027 | 001 | 2000 | LTD: SERIES 2015B BONDS | (1,510,000.00) | (1,510,000.00) | (1,510,000.00) | (1,510,000.00) | (1,510,000.00) | (1,510,000.00) | (1,510,000.00) | (1,510,000.00) |
| 221028 | 001 | 2000 | LTD:SRF NASHUA CORE-AMHERST ST | (1,066,799.02) | (1,065,017.95) | (1,063,229.56) | (1,061,433.82) | (1,059,630.73) | (1,057,820.28) | (1,056,002.44) | (1,054,177.20) |
| 221029 | 001 | 2000 | LTD:SERIES 2018A BONDS | (4,460,000.00) | (4,460,000.00) | (4,460,000.00) | (4,460,000.00) | (4,460,000.00) | (4,460,000.00) | (4,460,000.00) | (4,460,000.00) |
| 221030 | 001 | 2000 | LTD:SERIES 2018B BONDS | (900,000.00) | (900,000.00) | (805,000.00) | (805,000.00) | (805,000.00) | (805,000.00) | (805,000.00) | (805,000.00) |
| 221031 | 001 | 2000 | LTD:SERIES 2019A BONDS | (8,080,000.00) | (8,080,000.00) | (7,945,000.00) | (7,945,000.00) | (7,945,000.00) | (7,945,000.00) | (7,945,000.00) | (7,945,000.00) |
| 221032 | 001 | 2000 | LTD:SERIES 2019B BONDS | - | - | - | - | - | - | - | - |
| 221033 | 001 | 2000 | LTD: DWGTF 3.375M LOAN | (2,859,754.35) | (2,859,754.35) | (2,859,754.35) | (2,859,754.35) | (2,859,754.35) | (2,859,754.35) | (2,859,754.35) | (2,859,754.35) |
| 221034 | 001 | 2000 | LTD: DWGTF/MERRIMACK INTAKE 5.5M | (5,307,890.54) | (5,500,000.00) | (5,500,000.00) | (5,500,000.00) | (5,500,000.00) | (5,500,000.00) | (5,419,548.13) | (5,419,548.13) |
| 221035 | 001 | 2000 | LTD:SERIES 2020A BONDS | - | - | - | (7,000,000.00) | (7,000,000.00) | (7,000,000.00) | (7,000,000.00) | (7,000,000.00) |
| 221036 | 001 | 2000 | LTD:SERIES 2020B BONDS | - | - | - | (380,000.00) | (255,000.00) | (255,000.00) | (255,000.00) | (255,000.00) |
| 221037 | 001 | 2000 | LTD:SERIES 2020C BONDS | - | - | - | - | - | - | - | - |
| 221056 | 001 | 2000 | FORGIVABLE DEBT: ASHLEY COMMON | (114,853.56) | (113,912.13) | (112,970.71) | (112,029.29) | (111,087.87) | (110,146.44) | (109,205.02) | (108,263.60) |
| 221057 | 001 | 2000 | FORGIVABLE DEBT: FRENCH HILL | (369,873.99) | (367,154.32) | (364,434.65) | (361,714.98) | (358,995.31) | (356,275.64) | (353,555.97) | (350,836.30) |
| 221058 | 001 | 2000 | FORGIVABLE DEBT:ARMORY-NASHUA | (81,589.42) | (80,961.80) | (80,334.18) | (79,706.56) | (79,078.94) | (78,451.32) | (77,823.70) | (77,196.08) |
| 221059 | 001 | 2000 | FORGIVABLE DEBT: GLEN RIDGE | (28,292.98) | (28,087.96) | (27,882.94) | (27,677.92) | (27,472.90) | (27,267.88) | (27,062.86) | (26,857.84) |
| 221060 | 001 | 2000 | FORGIVABLE DEBT: AMHERST ST | (255,041.92) | (254,261.98) | (253,482.04) | (252,702.10) | (251,922.16) | (251,142.22) | (250,362.28) | (249,582.34) |
| 221200 | 001 | 2000 | ORIGINAL ISSUE DISCOUNT | - | - | - | - | - | - | - | - |
| | | | Long Term Debt | (93,167,263.38) | (90,909,651.24) | (90,629,804.11) | (97,959,833.27) | (97,784,738.56) | (97,734,518.80) | (98,875,552.98) | (98,825,082.64) |
| | | | Current Liabilities | | | | | | | | |
| 232100 | 001 | 2000 | FIXED ASSET LINE OF CREDIT | (7,032,341.06) | (7,127,638.61) | (7,127,638.61) | - | (662,790.90) | (1,269,038.83) | (1,464,377.50) | (1,769,214.58) |
| 221100 | 001 | 2000 | CURRENT PORTION LONG TERM DEBT | - | - | - | - | - | - | - | - |
| 221101 | 001 | 2000 | STD: PAYCHECK PROTECTION PROGRAM LOAN | - | - | - | - | (2,543,662.00) | (2,543,662.00) | (1,271,831.00) | (1,271,831.00) |
| 221102 | 001 | 2000 | CURRENT PORTION LTD:HUBBARD | (22,250.04) | (22,250.04) | (22,250.04) | (22,250.04) | (22,250.04) | (22,250.04) | (22,250.04) | (22,250.04) |
| 221105 | 001 | 2000 | CURRENT PORTION LTD:CONT #4 | (155,331.13) | (155,782.62) | (156,235.43) | (156,689.55) | (157,144.99) | (157,601.76) | (158,059.85) | (158,519.28) |
| 221106 | 001 | 2000 | CURR PORTION LTD: ASHLEY COMM | (10,058.00) | (10,143.00) | (10,229.00) | (10,315.00) | (10,401.00) | (10,486.00) | (10,571.00) | (10,657.00) |

| | | | | | | | | | | | |
|--------|-----|------|--|------------------------|------------------------|------------------------|-----------------------|-----------------------|-----------------------|-----------------------|-----------------------|
| 221107 | 001 | 2000 | CURR PORTION LTD:FRENCH HILL | (25,912.00) | (26,143.00) | (26,375.00) | (26,607.00) | (26,840.00) | (27,074.00) | (27,308.00) | (27,542.00) |
| 221108 | 001 | 2000 | CURRENT PORTION LTD: ARMORY | (6,300.00) | (6,355.00) | (6,409.00) | (6,464.00) | (6,518.00) | (6,573.00) | (6,628.00) | (6,683.00) |
| 221109 | 001 | 2000 | CURRENT PORTION LTD:GLEN RIDGE | (1,918.00) | (1,935.00) | (1,953.00) | (1,970.00) | (1,988.00) | (2,005.00) | (2,023.00) | (2,040.00) |
| 221110 | 001 | 2000 | CURRENT PORTION LTD:DREW WOODS | (39,336.00) | (39,432.00) | (39,529.00) | (39,626.00) | (39,723.00) | (39,820.00) | (39,918.00) | (40,016.00) |
| 221111 | 001 | 2000 | CURRENT PORTION LTD: AULI | (400,000.00) | (2,400,000.00) | (2,400,000.00) | (2,400,000.00) | (2,400,000.00) | (2,400,000.00) | (2,400,000.00) | (2,400,000.00) |
| 221112 | 001 | 2000 | CURRENT PORTION LTD:1997 BFAH | - | - | - | - | - | - | - | - |
| 221121 | 001 | 2000 | CURRENT PORTION LTD: NASHUA CORE-2014 | (94,023.07) | (94,216.14) | (94,409.60) | (94,603.45) | (94,797.70) | (94,992.35) | (95,187.40) | (95,382.85) |
| 221122 | 001 | 2000 | CURRENT PORTION LTD:2014A | (1,190,000.00) | (1,190,000.00) | (1,190,000.00) | (1,190,000.00) | (1,190,000.00) | (1,190,000.00) | (1,190,000.00) | (1,190,000.00) |
| 221123 | 001 | 2000 | CURRENT PORTION LTD:2014B | (105,000.00) | (105,000.00) | (105,000.00) | (105,000.00) | (105,000.00) | (105,000.00) | (105,000.00) | (105,000.00) |
| 221124 | 001 | 2000 | CURRENT PORTION LTD:TIMBERLINE BOOSTER STATION | (13,977.15) | (14,007.62) | (14,038.16) | (14,068.76) | (14,099.42) | (14,130.16) | (14,160.96) | (14,191.83) |
| 221125 | 001 | 2000 | CURRENT PORTION LTD:SRF RAW WATER TRANSMISSION | (133,907.00) | (134,126.00) | (134,345.00) | (134,565.00) | (134,785.00) | (135,005.00) | (135,225.00) | (135,446.00) |
| 221126 | 001 | 2000 | CURRENT PORTION LTD: 2015A | (620,000.00) | (620,000.00) | (620,000.00) | (620,000.00) | (620,000.00) | (620,000.00) | (620,000.00) | (620,000.00) |
| 221127 | 001 | 2000 | CURRENT PORTION LTD: 2015B | (115,000.00) | (115,000.00) | (115,000.00) | (115,000.00) | (115,000.00) | (115,000.00) | (115,000.00) | (115,000.00) |
| 221128 | 001 | 2000 | CURRENT PORTION LTD: SRF NASHUA CORE | (20,805.94) | (20,892.87) | (20,979.95) | (21,067.19) | (21,154.59) | (21,242.13) | (21,329.83) | (21,417.70) |
| 221129 | 001 | 2000 | CURRENT PORTION LTD: SERIES 2018A | - | - | - | - | - | - | - | - |
| 221130 | 001 | 2000 | CURRENT PORTION LTD: SERIES 2018B | (90,000.00) | (90,000.00) | (95,000.00) | (95,000.00) | (95,000.00) | (95,000.00) | (95,000.00) | (95,000.00) |
| 221131 | 001 | 2000 | CURRENT PORTION LTD: SERIES 2019A | - | - | (135,000.00) | (135,000.00) | (135,000.00) | (135,000.00) | (135,000.00) | (135,000.00) |
| 221132 | 001 | 2000 | CURRENT PORTION LTD: SERIES 2019B | (170,000.00) | (170,000.00) | - | - | - | - | - | - |
| 221133 | 001 | 2000 | CURRENT PORTION LTD: DWGTF 3.375M LOAN | - | - | - | - | - | - | - | - |
| 221134 | 001 | 2000 | CURRENT PORTION LTD: DWGTF/MERRIMACK INTAKE 5.5M | - | - | - | - | - | - | (80,451.87) | (80,451.87) |
| 221135 | 001 | 2000 | CURRENT PORTION LTD: SERIES 2020A | - | - | - | - | - | - | - | - |
| 221136 | 001 | 2000 | CURRENT PORTION LTD: SERIES 2020B | - | - | - | - | (125,000.00) | (125,000.00) | (125,000.00) | (125,000.00) |
| 221137 | 001 | 2000 | CURRENT PORTION LTD: SERIES 2020C | - | - | - | - | - | - | - | - |
| 221156 | 001 | 2000 | FORGIVABLE DEBT: STD ASHLEY CM | (11,297.07) | (11,297.07) | (11,297.07) | (11,297.07) | (11,297.07) | (11,297.07) | (11,297.07) | (11,297.07) |
| 221157 | 001 | 2000 | FORGIVABLE DEBT: STD FRENCH HL | (32,636.04) | (32,636.04) | (32,636.04) | (32,636.04) | (32,636.04) | (32,636.04) | (32,636.04) | (32,636.04) |
| 221158 | 001 | 2000 | FORGIVABLE DEBT: STD ARMORY NA | (7,531.44) | (7,531.44) | (7,531.44) | (7,531.44) | (7,531.44) | (7,531.44) | (7,531.44) | (7,531.44) |
| 221159 | 001 | 2000 | FORGIVABLE DEBT: STD GLENRIDGE | (2,460.24) | (2,460.24) | (2,460.24) | (2,460.24) | (2,460.24) | (2,460.24) | (2,460.24) | (2,460.24) |
| 221160 | 001 | 2000 | FORGIVABLE DEBT: AMHERST ST | (9,359.28) | (9,359.28) | (9,359.28) | (9,359.28) | (9,359.28) | (9,359.28) | (9,359.28) | (9,359.28) |
| | | | Current Portion of Long Term Debt | (10,309,443.46) | (12,406,205.97) | (12,377,675.86) | (5,251,510.06) | (8,584,438.71) | (9,192,164.34) | (8,197,605.52) | (8,503,927.22) |
| | | | <u>Accounts Payable & Accr Expenses</u> | | | | | | | | |
| 222000 | 001 | 2000 | ACCOUNTS PAYABLE | - | - | - | - | - | - | - | - |
| 231000 | 001 | 2000 | ACCOUNTS PAYABLE | (678,770.92) | (245,123.67) | (288,716.11) | (168,877.14) | (262,646.34) | (487,669.28) | (467,497.50) | (804,360.73) |
| 231111 | 001 | 2000 | ACCOUNTS PAYABLE | (1,389.19) | (5,925.63) | (13,465.31) | (4,318.39) | (1,030.28) | (22,176.37) | (3,136.41) | (3,559.39) |
| 231222 | 001 | 2000 | ACCOUNTS PAYABLE | (263,214.49) | (287,329.65) | (290,903.88) | (15,307.03) | (47,243.93) | (76,129.79) | (83,647.99) | (303,091.82) |
| 236110 | 001 | 2000 | PAYROLL TAXES PAYABLE | - | - | - | (55,878.64) | (101,238.89) | (148,418.93) | - | - |
| 236111 | 001 | 2000 | FICA TAXES PAYABLE | - | - | - | - | - | - | - | - |
| 236112 | 001 | 2000 | EMPLOYEE WITHHOLDING PAYABLE | - | - | - | - | - | - | - | - |
| 236113 | 001 | 2000 | SUTA TAX PAYABLE - NH | - | - | - | - | - | - | - | - |
| 236114 | 001 | 2000 | FED UNEMPLOYMENT TAX PAYABLE | - | - | - | - | - | - | - | - |
| 236115 | 001 | 2000 | LOCAL PROPERTY TAXES PAYABLE | (84,136.33) | (168,272.66) | (252,409.00) | (308,392.45) | (616,784.90) | - | (84,136.00) | (168,272.00) |
| 236117 | 001 | 2000 | SECTION 125 WITHHOLDING | (2,036.79) | (2,036.79) | (2,036.79) | 5,667.38 | 5,667.38 | 5,667.38 | 4,071.95 | 5,667.38 |
| 236118 | 001 | 2000 | MASS STATE TAX | - | - | - | - | - | - | - | - |
| 236119 | 001 | 2000 | ACCRUED TAXES | - | - | - | - | - | - | - | - |
| 237110 | 001 | 2000 | ACCRUED INTEREST LTD | (555,592.72) | (737,016.47) | (748,431.47) | (1,050,182.51) | (1,450,008.50) | (281,510.92) | (612,442.92) | (924,996.26) |
| 237115 | 001 | 2000 | ACCR INT BC1 AUCTION RATE BNDS | - | - | - | - | - | - | - | - |
| 237120 | 001 | 2000 | ACCRUED INTEREST - LOC | (19,519.93) | (20,712.24) | (21,596.33) | (808.29) | (3,803.42) | (6,165.36) | (4,262.31) | (6,374.63) |
| 241100 | 001 | 2000 | UNION DUES PAYABLE | - | - | (4,364.95) | (5,435.20) | (4,444.23) | (4,521.90) | (5,487.43) | (4,291.23) |
| 241210 | 001 | 2000 | 401K WITHHOLDING PAYABLE | - | - | - | (14,354.78) | - | - | - | - |
| 241215 | 001 | 2000 | 401K LOAN WITHHOLDING PAYABLE | - | - | - | (3,474.89) | - | - | - | - |
| 241220 | 001 | 2000 | UNITED WAY WITHHELD | - | - | (284.00) | (355.00) | (284.00) | (284.00) | (355.00) | (284.00) |
| 241223 | 001 | 2000 | DEPENDENT CARE - FSA | 365.69 | 365.69 | 365.69 | 365.69 | 365.69 | 365.69 | 365.69 | 365.69 |
| 241226 | 001 | 2000 | LTD INSURANCE | (1,731.55) | (1,504.44) | (1,302.54) | (1,837.78) | (1,559.56) | (1,312.11) | (1,800.39) | (1,531.17) |
| 241228 | 001 | 2000 | CAR AND/OR HOME INS WITHHELD | (105.24) | 16.59 | (6.95) | (54.03) | (106.82) | (106.82) | (54.03) | (42.95) |
| 241230 | 001 | 2000 | LIFE INSURANCE WITHHELD | (610.49) | (317.31) | (28.47) | (545.77) | (172.09) | 112.09 | (457.40) | (158.87) |

| | | | | | | | | | | | |
|-------------------------------|-----|------|---------------------------------------|------------------------|------------------------|------------------------|-----------------------|------------------------|------------------------|------------------------|------------------------|
| 241237 | 001 | 2000 | VOLUNTARY ACCIDENT INS WITHHELD | (55.13) | (9.17) | 37.00 | (28.55) | 13.99 | 119.05 | 34.12 | 72.22 |
| 241238 | 001 | 2000 | VISION INSURANCE WITHHELD | (928.50) | (911.91) | (828.48) | (939.39) | (841.75) | (724.99) | (881.75) | (763.36) |
| 241300 | 001 | 2000 | MISC CURRENT ACCRUED LIABILITY | (162,804.52) | (281,485.80) | (262,016.73) | (236,484.96) | (590,525.42) | (401,721.11) | (547,511.28) | (481,978.62) |
| 241350 | 001 | 2000 | ACCRUED LIABILITY - RETAINAGE | (562,180.00) | (649,129.78) | (700,355.03) | (524,959.62) | (524,959.62) | (522,516.62) | (522,983.17) | (464,281.95) |
| 241900 | 001 | 2000 | ACCRUED PAYROLL | (179,482.44) | (182,777.35) | (253,216.95) | (151,110.14) | (198,177.53) | (269,927.08) | (186,196.02) | (229,746.62) |
| 241905 | 001 | 2000 | ACCRUED EMPLOYER PAYROLL TAXES | (14,051.34) | (13,608.86) | (19,459.89) | (11,276.84) | (14,390.77) | (5,791.46) | (14,073.60) | (16,804.11) |
| 241910 | 001 | 2000 | ACCRUED VACATION - PWW | (137,514.31) | (160,969.45) | (195,541.29) | (232,529.42) | (260,614.99) | (277,967.82) | (241,429.75) | (232,923.17) |
| | | | | (2,663,758.20) | (2,756,748.90) | (3,054,561.48) | (2,781,117.75) | (4,072,785.98) | (2,500,680.35) | (2,771,881.19) | (3,637,355.59) |
| 241236 | 001 | 2000 | ACCRUED LIAB PENSION-SHORT TRM | - | - | - | - | - | - | - | - |
| 241304 | 001 | 2000 | EARLY RETIREE LIAB-HEALTH - ST | - | - | - | - | - | - | - | - |
| 241316 | 001 | 2000 | POST-65 HEALTH LIABILITY - ST | - | - | - | - | - | - | - | - |
| 228900 | 001 | 2000 | MASS TAXES PAYABLE | - | - | - | - | - | - | - | - |
| Customer Deposits | | | | | | | | | | | |
| 235100 | 001 | 2000 | SERVICE INSTALLATION DEPOSITS | (21,891.95) | (21,407.95) | (20,923.95) | (24,815.00) | (24,311.33) | (28,402.01) | (31,315.01) | (28,370.01) |
| 235150 | 001 | 2000 | CONSTRUCTION METER DEPOSITS | (2,200.00) | (2,000.00) | (2,000.00) | (2,000.00) | (2,600.00) | (3,200.00) | (3,800.00) | (4,200.00) |
| 235250 | 001 | 2000 | HARDSHIP CASE: CREDITS | - | - | - | - | - | (205.63) | (205.63) | (205.63) |
| 235350 | 001 | 2000 | DEPOSITS - MERRIMACK SOURCE DEV | (6,430.00) | (6,430.00) | (8,616.00) | (8,646.00) | (8,646.00) | (10,830.00) | (11,953.00) | (13,076.00) |
| 235550 | 001 | 2000 | SERVICE DEPOSITS: SALISBURY | (1,428.00) | (1,536.00) | (1,560.00) | (1,560.00) | (1,560.00) | (1,776.00) | (2,400.00) | (1,782.00) |
| 235551 | 001 | 2000 | SERVICE DEPOSITS: SALS B METERS | - | - | - | - | - | - | - | - |
| 235600 | 001 | 2000 | SERVICE INSTALL DEPOSITS - PAC | (661.00) | (661.00) | (501.00) | (501.00) | (501.00) | (501.00) | (501.00) | (501.00) |
| 235700 | 001 | 2000 | SERVICE INST DEPOSITS - PEU | (16,527.00) | (20,038.00) | (21,613.00) | (20,653.00) | (30,701.00) | (32,949.00) | (38,556.00) | (43,210.00) |
| 235750 | 001 | 2000 | DEPOSIT-AMHERST (TCI) PROJECT ESCROW | - | - | - | - | - | - | - | - |
| 235800 | 001 | 2000 | DEPOSITS | - | - | - | - | - | - | - | - |
| 235850 | 001 | 2000 | DEPOSITS - SG BEDFORD | (21,033.55) | (21,033.55) | (21,033.55) | (21,033.55) | (21,033.55) | (21,033.55) | (21,033.55) | (21,033.55) |
| | | | | (70,171.50) | (73,106.50) | (76,247.50) | (79,208.55) | (89,352.88) | (98,897.19) | (109,764.19) | (112,378.19) |
| | | | Total Current Liabilities | (13,043,373.16) | (15,236,061.37) | (15,508,484.84) | (8,111,836.36) | (12,746,577.57) | (11,791,741.88) | (11,079,250.90) | (12,253,661.00) |
| Other Deferred Credits | | | | | | | | | | | |
| 241305 | 001 | 2000 | EARLY RETIREE LIABILITY-HEALTH | - | - | - | - | - | - | - | - |
| 241315 | 001 | 2000 | POST-65 HEALTH LIABILITY | (4,602,024.76) | (4,618,128.52) | (4,634,232.28) | (4,650,336.04) | (4,666,439.80) | (4,681,511.56) | (4,703,193.06) | (4,718,780.82) |
| 186440 | 001 | 2000 | VEBA TRUST - UNION | 460,664.95 | 460,664.95 | 460,664.95 | 460,664.95 | 460,664.95 | 460,664.95 | 460,664.95 | 460,664.95 |
| 186445 | 001 | 2000 | VEBA TRUST - NON-UNION | 143,374.51 | 143,374.51 | 143,374.51 | 143,374.51 | 143,374.51 | 143,374.51 | 143,374.51 | 143,374.51 |
| | | | | (3,997,985.30) | (4,014,089.06) | (4,030,192.82) | (4,046,296.58) | (4,062,400.34) | (4,077,472.10) | (4,099,153.60) | (4,114,741.36) |
| 241306 | 001 | 2000 | ACC LIAB: SUP EXEC RETIRE PLAN | (373,712.28) | (366,636.08) | (373,868.88) | (366,702.46) | (359,553.73) | (347,284.00) | (340,135.27) | (332,986.54) |
| 253001 | 001 | 2000 | DEFERRED RENT LIABILITY | - | - | - | - | - | - | - | - |
| 253002 | 001 | 2000 | OTHER DEFERRED CREDITS | - | - | - | - | - | - | - | - |
| 253005 | 001 | 2000 | DEFRENT CR-HECOP III FITUP ALO | (21,290.67) | (19,270.39) | (42,220.87) | (40,139.97) | (38,059.07) | (35,978.17) | (33,897.27) | (31,816.37) |
| 253100 | 001 | 2000 | DEFERRED GAIN: ARMORY ARRA | - | - | - | - | - | - | - | - |
| 253101 | 001 | 2000 | DEFERRED GAIN:ASHLEY CMNS ARRA | - | - | - | - | - | - | - | - |
| | | | | (395,002.95) | (385,906.47) | (416,089.75) | (406,842.43) | (397,612.80) | (383,262.17) | (374,032.54) | (364,802.91) |
| 263231 | 001 | 2000 | ACCURED LIABILITY: PENSION | (12,801,760.67) | (12,896,706.34) | (12,991,652.01) | (12,732,597.68) | (12,827,543.35) | (12,573,489.02) | (12,437,334.69) | (12,532,280.36) |
| 241235 | 001 | 2000 | ACCRUED STOCK COMP EXPENSE | - | - | - | - | - | - | - | - |
| 251000 | 001 | 2000 | UNAMORTIZED DEBT PREMIUM | - | - | - | - | - | - | - | - |
| 251001 | 001 | 2000 | UNAMORTIZED DEBT PREMIUM-SERIES 2014A | (1,612,891.96) | (1,607,497.67) | (1,602,103.38) | (1,596,709.09) | (1,591,314.80) | (1,585,920.51) | (1,580,526.22) | (1,575,131.93) |
| 251002 | 001 | 2000 | UNAMORTIZED DEBT PREMIUM-SERIES 2015A | (906,822.78) | (903,906.95) | (900,991.12) | (898,075.29) | (895,159.46) | (892,243.63) | (889,327.80) | (886,411.97) |
| 251003 | 001 | 2000 | UNAMORTIZED DEBT PREMIUM-SERIES 2015B | (198,690.72) | (197,174.00) | (195,657.28) | (194,140.56) | (192,623.84) | (191,107.12) | (189,590.40) | (188,073.68) |
| 251004 | 001 | 2000 | UNAMORTIZED DEBT PREMIUM-SERIES 2018B | (115,381.26) | (115,039.89) | (114,698.52) | (114,357.15) | (114,015.78) | (113,674.41) | (113,333.04) | (112,991.67) |
| 251005 | 001 | 2000 | UNAMORTIZED DEBT PREMIUM-SERIES 2019B | (316,935.05) | (316,029.52) | (315,123.99) | (314,218.46) | (313,312.93) | (312,407.40) | (311,501.87) | (310,596.34) |

| | | | | | | | | | | | |
|--------|-----|------|---------------------------------------|-----------------|-----------------|-----------------|-----------------|-----------------|-----------------|-----------------|-----------------|
| 251006 | 001 | 2000 | UNAMORTIZED DEBT PREMIUM-SERIES 2020A | - | - | - | (81,952.40) | (81,724.75) | (81,497.10) | (81,269.45) | (81,041.80) |
| 255100 | 001 | 2000 | UNAMORTIZED INVESTMENT CREDIT | (434,809.00) | (432,056.00) | (429,303.00) | (426,550.00) | (423,797.00) | (421,044.00) | (418,291.00) | (415,538.00) |
| 283105 | 001 | 2000 | REG LIABILITY-EXCESS DEF TAX | (246,109.06) | (246,109.06) | (246,109.06) | (246,109.06) | (246,109.06) | (246,109.06) | (246,109.06) | (246,109.06) |
| 283106 | 001 | 2000 | DEF TAX LIAB-UNAMORTIZED ITC | (304,572.32) | (303,549.32) | (302,526.32) | (301,503.32) | (300,480.32) | (299,457.32) | (298,434.32) | (297,411.32) |
| 283107 | 001 | 2000 | GROSSUP TO REG LIAB EXCESS DEF | (161,423.59) | (161,423.59) | (161,423.59) | (161,423.59) | (161,423.59) | (161,423.59) | (161,423.59) | (161,423.59) |
| 282100 | 001 | 2000 | DEFERRED TAX ASSET | - | - | - | - | - | - | - | - |
| 282200 | 001 | 2000 | DEFERRED INCOME TAXES | (17,144,332.26) | (17,144,332.26) | (17,144,332.26) | (17,144,332.26) | (17,144,332.26) | (17,144,332.26) | (17,144,332.26) | (17,144,332.26) |
| 283100 | 001 | 2000 | ACCUM DEFERRED INC TAX-REG LIABILITY | (7,395,319.00) | (7,395,319.00) | (7,395,319.00) | (7,395,319.00) | (7,395,319.00) | (7,395,319.00) | (7,395,319.00) | (7,395,319.00) |
| 282201 | 001 | 2000 | DEF TAX OFFSET TO REG LIAB ITC | 304,572.32 | 303,549.32 | 302,526.32 | 301,503.32 | 300,480.32 | 299,457.32 | 298,434.32 | 297,411.32 |
| 282202 | 001 | 2000 | DEF TAX OFFSET TO GU REG ASSET | - | - | - | - | - | - | - | - |
| 282203 | 001 | 2000 | DEF TAX OFFSET TO GU REG LIAB | 161,423.59 | 161,423.59 | 161,423.59 | 161,423.59 | 161,423.59 | 161,423.59 | 161,423.59 | 161,423.59 |

Contributions in Aid of Construction - All Divisions

| | | | | | | | | | | | |
|--------|-----|------|--------------------------------|------------------------|------------------------|------------------------|------------------------|------------------------|------------------------|------------------------|------------------------|
| 271200 | 001 | 2000 | CONTRIBUTIONS IN AID OF CONST | (38,511,033.98) | (38,552,453.23) | (38,596,961.99) | (38,697,957.75) | (38,715,734.02) | (38,601,305.86) | (38,601,305.86) | (38,621,384.04) |
| 271201 | 001 | 2000 | CIAC: BON TERRAIN | (959,060.87) | (959,060.87) | (959,060.87) | (959,060.87) | (959,060.87) | (959,060.87) | (959,060.87) | (959,060.87) |
| 271202 | 001 | 2000 | CIAC: TAYLOR FALLS BOOSTER STA | (150,000.00) | (150,000.00) | (150,000.00) | (150,000.00) | (150,000.00) | (150,000.00) | (150,000.00) | (150,000.00) |
| 271205 | 001 | 2000 | CIAC: TOWN OF AMHERST | (43,000.00) | (43,000.00) | (43,000.00) | (43,000.00) | (43,000.00) | (43,000.00) | (43,000.00) | (43,000.00) |
| 271210 | 001 | 2000 | CIAC: MAST ROAD | (8,500.00) | (8,500.00) | (8,500.00) | (8,500.00) | (8,500.00) | (8,500.00) | (8,500.00) | (8,500.00) |
| 271220 | 001 | 2000 | CIAC: LITTLE POND MAINS | (148,434.95) | (148,434.95) | (148,434.95) | (148,434.95) | (148,434.95) | (148,434.95) | (148,434.95) | (148,434.95) |
| 271225 | 001 | 2000 | CIAC: PWDRHILL/DUNLAP WDS TANK | (55,080.00) | (55,080.00) | (55,080.00) | (55,080.00) | (55,080.00) | (55,080.00) | (55,080.00) | (55,080.00) |
| 271230 | 001 | 2000 | CIAC: URBAN RUNOFF | (62,600.00) | (62,600.00) | (62,600.00) | (62,600.00) | (62,600.00) | (62,600.00) | (62,600.00) | (62,600.00) |
| 271240 | 001 | 2000 | CIAC-NEW SERVICES:ENGLISH WOOD | (7,610.69) | (7,610.69) | (7,610.69) | (7,610.69) | (7,610.69) | (7,610.69) | (7,610.69) | (7,610.69) |
| 271250 | 001 | 2000 | CIAC: SAFE WATER DRINKING ACT | (55,365.80) | (55,365.80) | (55,365.80) | (55,365.80) | (55,365.80) | (55,365.80) | (55,365.80) | (55,365.80) |
| 271260 | 001 | 2000 | CIAC: AUTUMN WOODS BOOSTER STA | (82,592.00) | (82,592.00) | (82,592.00) | (82,592.00) | (82,592.00) | (82,592.00) | (82,592.00) | (82,592.00) |
| 271270 | 001 | 2000 | CIAC: CHERRY LANE WELL | (35,000.00) | (35,000.00) | (35,000.00) | (35,000.00) | (35,000.00) | (35,000.00) | (35,000.00) | (35,000.00) |
| 271275 | 001 | 2000 | CIAC: MANCHESTER INTERCONNECT | (422,611.50) | (422,611.50) | (422,611.50) | (422,611.50) | (422,611.50) | (422,611.50) | (422,611.50) | (422,611.50) |
| 271310 | 001 | 2000 | CIAC - MAPLEWOOD | (264,560.00) | (264,981.00) | (266,244.00) | (266,244.00) | (268,770.00) | (268,770.00) | (269,612.00) | (269,612.00) |
| 271320 | 001 | 2000 | CIAC - LAUREL WOODS | (242,348.60) | (242,348.60) | (242,348.60) | (242,348.60) | (242,348.60) | (242,348.60) | (242,348.60) | (242,348.60) |
| 271400 | 001 | 2000 | CONTR IN AID OF CONST-DEV INST | (2,348,455.85) | (2,348,455.85) | (2,348,455.85) | (2,348,455.85) | (2,348,455.85) | (2,348,455.85) | (2,348,455.85) | (2,348,455.85) |
| 271550 | 001 | 2000 | CIAC: AUTUMN WOODS | (189,754.78) | (189,754.78) | (189,754.78) | (189,754.78) | (189,754.78) | (189,754.78) | (189,754.78) | (189,754.78) |
| 252001 | 001 | 2000 | CUST ADV FOR CONST: MVD INTER | (84,000.00) | (84,000.00) | (84,000.00) | (84,000.00) | (84,000.00) | (84,000.00) | (84,000.00) | (84,000.00) |
| | | | | (43,670,009.02) | (43,711,849.27) | (43,757,621.03) | (43,858,616.79) | (43,878,919.06) | (43,764,490.90) | (43,765,332.90) | (43,785,411.08) |

Reserve for Amort of CIAC: All

| | | | | | | | | | | | |
|--------|-----|------|-------------------------------|---------------|---------------|---------------|---------------|---------------|---------------|---------------|---------------|
| 272101 | 001 | 2000 | RESERVE FOR AMORT OF CIAC:PWV | 10,568,523.68 | 10,636,523.57 | 10,704,567.61 | 10,772,742.20 | 10,840,943.50 | 10,908,187.76 | 10,976,110.63 | 11,044,080.22 |
|--------|-----|------|-------------------------------|---------------|---------------|---------------|---------------|---------------|---------------|---------------|---------------|

Total Deferred Credits (78,667,525.35) (78,729,491.92) (78,834,625.61) (78,683,374.55) (78,723,240.93) (78,274,180.92) (78,069,343.20) (78,108,701.20)

Total Equity & Liabilities (292,067,399.40) (285,595,326.10) (285,655,173.53) (285,312,408.54) (289,545,021.68) (288,729,010.54) (290,552,568.31) (292,321,494.27)

- - - - - - - - - -

| 9 | 10 | 11 | 12 | 12 |
|---------------------|---------------------|---------------------|---------------------|--------------|
| Sep-20 | Oct-20 | Nov-20 | Dec-20 | |
| 639,329.93 | 639,329.93 | 639,329.93 | 639,329.93 | |
| - | - | - | - | |
| - | - | - | - | |
| - | - | - | - | |
| - | - | - | - | |
| 228,178.93 | 228,178.93 | 228,178.93 | 228,178.93 | |
| - | - | - | - | |
| - | - | - | - | |
| 552,513.16 | 552,513.16 | 552,513.16 | 552,513.16 | |
| 688,358.24 | 688,358.24 | 688,358.24 | 688,358.24 | |
| - | - | - | - | |
| - | - | - | - | |
| - | - | - | - | |
| 2,108,380.26 | 2,108,380.26 | 2,108,380.26 | 2,108,380.26 | |
| 4,937,431.38 | 4,937,431.38 | 4,937,431.38 | 4,843,997.59 | |
| - | - | - | - | |
| 404,000.00 | 404,000.00 | 404,000.00 | 404,000.00 | |
| - | - | - | - | |
| - | - | - | - | |
| - | - | - | - | |
| 3,215,625.89 | 3,215,625.89 | 3,215,625.89 | 3,499,067.24 | 14245113.53 |
| - | - | - | - | -14245113.53 |
| - | - | - | - | 2671556.09 |
| 25,289.68 | 25,289.68 | 25,289.68 | 25,289.68 | ##### |
| - | - | - | - | |
| - | - | - | - | |
| - | - | - | - | |
| 3,772.19 | 3,772.19 | 3,772.19 | 3,772.19 | |
| 2,899,651.58 | 2,899,651.58 | 2,899,651.58 | 2,945,398.28 | |
| 65,787.00 | 65,787.00 | 65,787.00 | 65,787.00 | |
| - | - | - | - | |
| - | - | - | - | |
| - | - | - | - | |
| 178,190.83 | 178,190.83 | 178,190.83 | 193,540.83 | |
| 7,449,164.44 | 7,449,164.44 | 7,449,164.44 | 7,449,164.44 | |
| 20,460.19 | 20,460.19 | 20,460.19 | 20,460.19 | |
| - | - | - | - | |
| 24,199,617.50 | 24,199,617.50 | 24,199,617.50 | 24,213,859.80 | |
| 515,588.07 | 515,588.07 | 515,588.07 | 360,211.86 | |
| 292,020.00 | 292,020.00 | 292,020.00 | - | |
| 4,992,727.87 | 4,992,727.87 | 4,992,727.87 | 4,983,156.52 | |
| - | - | - | - | |
| - | - | - | - | |
| - | - | - | - | |
| - | - | - | - | |
| - | - | - | - | |
| 6,728,161.40 | 6,728,161.40 | 6,728,161.40 | 6,767,017.45 | |

| | | | |
|----------------------|----------------------|----------------------|----------------------|
| 1,182,109.55 | 1,182,109.55 | 1,182,109.55 | 1,182,109.55 |
| 228,840.91 | 228,840.91 | 228,840.91 | 237,963.26 |
| - | - | - | - |
| - | - | - | - |
| 1,543.33 | 1,543.33 | 1,543.33 | 1,543.33 |
| 3,759,467.57 | 3,759,467.57 | 3,759,467.57 | 3,781,114.53 |
| 61,099,449.38 | 61,099,449.38 | 61,099,449.38 | 60,977,453.74 |
| 1,272,373.64 | 1,272,373.64 | 1,272,373.64 | 1,384,381.53 |
| 5,435,863.02 | 5,435,863.02 | 5,435,863.02 | 5,599,600.77 |
| - | - | - | - |
| - | - | - | - |
| - | - | - | - |
| - | - | - | - |
| 717,387.33 | 717,387.33 | 827,907.97 | 907,994.85 |
| 6,047.12 | 6,047.12 | 6,047.12 | 6,047.12 |
| 13,889.74 | 15,416.80 | 15,416.80 | 15,416.80 |
| - | - | - | - |
| - | - | - | - |
| - | - | - | - |
| 15,857.20 | 15,857.20 | 15,857.20 | 15,857.20 |
| 248,484.33 | 248,484.33 | 248,484.33 | 248,484.33 |
| 54,759.15 | 54,759.15 | 54,759.15 | 54,759.15 |
| - | - | - | - |
| - | - | - | - |
| - | - | - | - |
| 746,174.21 | 746,174.21 | 746,174.21 | 741,925.51 |
| - | - | - | - |
| - | - | - | - |
| - | - | - | - |
| - | - | - | - |
| 78,163.51 | 78,163.51 | 78,163.51 | 76,495.62 |
| 13,500.00 | 13,500.00 | 13,500.00 | 13,500.00 |
| - | - | - | - |
| 15,941,027.59 | 15,941,027.59 | 15,941,027.59 | 15,937,388.48 |
| - | - | - | - |
| 1,540,594.28 | 1,540,594.28 | 1,540,594.28 | 1,337,394.28 |
| - | - | - | - |
| 26,084,121.12 | 26,085,648.18 | 26,196,168.82 | 26,339,245.64 |
| (384,880.18) | (384,880.18) | (384,880.18) | (384,880.18) |
| (460,025.00) | (460,025.00) | (460,025.00) | (460,025.00) |
| 370,816.58 | 372,219.10 | 373,621.61 | 375,024.13 |
| 229,744.49 | 230,594.11 | 231,443.73 | 232,293.35 |
| - | - | - | - |
| - | - | - | - |
| - | - | - | - |
| - | - | - | - |
| - | - | - | - |
| 8,459,084.08 | 8,459,084.08 | 8,459,084.08 | 8,459,084.08 |
| 322,272.32 | 322,272.32 | 322,272.32 | 322,272.32 |
| 360,604.84 | 360,604.84 | 360,604.84 | 360,604.84 |
| 5,836,968.54 | 5,836,968.54 | 5,852,129.04 | 5,919,203.25 |
| 239,018.36 | 239,018.36 | 239,018.36 | 239,018.36 |

| | | | |
|---------------|---------------|---------------|---------------|
| 13,079,919.08 | 13,079,919.08 | 13,079,919.08 | 13,075,686.45 |
| 1,440,589.96 | 1,440,589.96 | 1,440,589.96 | 1,440,589.96 |
| 531,932.04 | 531,932.04 | 531,932.04 | 531,932.04 |
| 235,507.36 | 235,507.36 | 235,507.36 | 235,507.36 |
| - | - | - | - |
| 43,397,634.87 | 43,397,124.08 | 43,511,436.65 | 44,541,128.54 |
| 122,253.28 | 122,253.28 | 122,253.28 | 122,253.28 |
| - | - | - | - |
| - | - | - | - |
| - | - | - | - |
| - | - | - | - |
| 2,598,828.79 | 2,598,828.79 | 2,613,542.69 | 2,679,877.09 |
| 49,003.13 | 49,003.13 | 49,003.13 | 49,003.13 |
| 17,437.67 | 17,437.67 | 17,437.67 | 26,433.69 |
| 64,058.55 | 64,058.55 | 64,058.55 | 64,058.55 |
| 64,183.01 | 64,183.01 | 67,872.54 | 67,872.54 |
| - | - | - | - |
| - | - | - | - |
| 25,236,488.91 | 25,236,488.91 | 25,236,488.91 | 25,334,367.25 |
| - | - | - | - |
| - | - | - | - |
| - | - | - | - |
| - | - | - | - |
| 1,482,092.25 | 1,482,092.25 | 1,482,092.25 | 1,482,092.25 |
| 4,718,850.11 | 4,722,151.76 | 4,733,302.69 | 4,738,958.36 |
| - | - | - | - |
| - | - | - | - |
| - | - | - | - |
| - | - | - | - |
| - | - | - | - |
| - | - | - | - |
| 3,603,115.39 | 3,603,115.39 | 3,640,261.20 | 3,752,941.20 |
| 7,124,563.34 | 7,138,976.92 | 7,150,889.88 | 7,155,122.44 |
| 1,872,592.50 | 1,878,386.60 | 1,886,067.49 | 1,894,179.23 |
| 4,468,632.63 | 4,477,030.61 | 4,480,725.70 | 4,469,606.61 |
| - | - | - | - |
| 2,442,732.39 | 2,446,809.42 | 2,450,422.68 | 2,447,513.72 |
| - | - | - | - |
| - | - | - | - |
| - | - | - | - |
| - | - | - | - |
| - | - | - | - |
| - | - | - | - |
| - | - | - | - |
| - | - | - | - |
| - | - | - | - |
| - | - | - | - |
| - | - | - | - |
| - | - | - | - |
| - | - | - | - |
| - | - | - | - |
| - | - | - | - |
| - | - | - | - |
| - | - | - | - |
| - | - | - | - |
| - | - | - | - |
| 2,565.20 | 2,565.20 | 2,565.20 | 2,565.20 |
| 3,094,113.31 | 3,095,870.69 | 3,100,361.73 | 3,127,969.23 |
| - | - | - | - |
| - | - | - | - |

| | | | |
|------------------------|------------------------|------------------------|------------------------|
| 100,205.95 | 100,205.95 | 100,205.95 | 100,205.95 |
| 1,762,379.36 | 1,762,379.36 | 1,762,379.36 | 1,774,011.29 |
| 900.00 | 900.00 | 900.00 | 900.00 |
| - | - | - | - |
| - | - | - | - |
| - | - | - | - |
| 30,352.30 | 30,352.30 | 30,352.30 | 30,352.30 |
| 565.00 | 565.00 | 565.00 | 565.00 |
| 97,067.72 | 97,067.72 | 97,067.72 | 97,067.72 |
| 295,946.98 | 295,946.98 | 295,946.98 | 295,946.98 |
| - | - | - | - |
| - | - | - | - |
| - | - | - | - |
| - | - | - | - |
| 132,908,115.11 | 132,947,598.18 | 133,177,416.79 | 134,601,302.51 |
| 532,103.41 | 532,103.41 | 532,103.41 | 672,773.73 |
| 3,504,373.40 | 3,507,761.32 | 3,507,761.32 | 3,736,445.42 |
| 751,974.05 | 751,974.05 | 751,974.05 | 761,884.05 |
| - | - | - | - |
| 182,670.47 | 182,670.47 | 182,670.47 | 182,670.47 |
| 376,133.08 | 376,133.08 | 376,133.08 | 376,133.08 |
| 1,075,285.31 | 1,075,285.31 | 1,075,285.31 | 991,872.25 |
| - | - | - | - |
| - | - | - | - |
| - | - | - | - |
| - | - | - | - |
| 8,426,590.35 | 8,448,343.58 | 8,508,020.17 | 8,634,631.61 |
| 783,170.98 | 783,170.98 | 783,170.98 | 783,170.98 |
| - | - | - | - |
| 15,632,301.05 | 15,657,442.20 | 15,717,118.79 | 16,139,581.59 |
| 28,856.17 | 28,856.17 | 28,856.17 | 28,856.17 |
| 229,132.31 | 229,132.31 | 229,132.31 | 229,132.31 |
| 257,988.48 | 257,988.48 | 257,988.48 | 257,988.48 |
| 238,090,355.40 | 238,156,506.68 | 238,556,522.52 | 240,423,952.22 |
| (82,006,248.47) | (82,489,310.43) | (83,006,934.39) | (81,979,706.09) |
| 6,460,828.32 | 6,462,126.37 | 6,490,301.88 | 6,695,159.95 |
| 6,653,019.95 | 6,668,486.74 | 6,668,486.74 | 7,057,858.72 |
| 3,531,600.00 | 3,531,600.00 | 3,531,600.00 | 3,531,600.00 |
| (65,360,800.20) | (65,827,097.32) | (66,316,545.77) | (64,695,087.42) |
| 172,729,555.20 | 172,329,409.36 | 172,239,976.75 | 175,728,864.80 |
| (10,155.26) | (10,082.84) | (9,963.54) | (10,025.84) |
| 1,364,219.11 | 1,812,033.95 | 2,648,351.53 | 255,920.05 |
| 381,585.69 | 429,061.75 | 704,556.95 | 9,606.14 |
| 215,641.28 | 242,156.14 | 244,329.38 | 144,976.45 |
| 1,951,290.82 | 2,473,169.00 | 3,587,274.32 | 400,476.80 |
| 174,680,846.02 | 174,802,578.36 | 175,827,251.07 | 176,129,341.60 |

| | | | |
|---------------------|---------------------|---------------------|---------------------|
| 2,000.00 | 2,000.00 | 2,000.00 | 2,000.00 |
| 2,000.00 | 2,000.00 | 2,000.00 | 2,000.00 |
| 2,000.00 | 2,000.00 | 2,000.00 | 2,000.00 |
| - | - | - | - |
| - | - | - | - |
| - | - | - | - |
| - | - | - | - |
| - | - | - | - |
| 1,452,758.29 | 1,383,859.89 | 1,206,399.56 | 780,000.00 |
| - | - | - | 213,675.00 |
| - | - | - | - |
| - | - | - | - |
| - | - | - | - |
| 1,440,299.81 | 1,485,314.87 | 1,350,685.52 | 390,000.00 |
| 1,577,518.47 | 1,258,893.63 | 817,583.11 | 3,344,778.51 |
| 2,960,592.33 | 1,880,079.22 | 676,102.34 | 1,089,742.38 |
| 796,466.46 | 1,156,753.83 | 1,612,675.58 | 1,854,935.15 |
| - | - | - | - |
| 45.00 | 45.00 | 45.00 | 45.00 |
| 5,474.84 | 5,474.84 | 5,474.84 | 5,474.84 |
| 18,236.29 | 18,236.29 | 18,236.29 | 18,236.29 |
| - | - | - | - |
| 752,727.27 | 808,019.65 | 845,308.96 | 514,453.62 |
| - | - | - | - |
| - | - | - | - |
| - | - | - | - |
| - | - | - | - |
| - | - | - | - |
| 9,010,118.76 | 8,002,677.22 | 6,538,511.20 | 8,217,340.79 |
| - | - | - | - |
| 2,791,688.51 | 3,100,551.51 | 2,332,963.52 | 2,484,592.00 |
| - | - | - | - |
| 21,872.50 | 32,295.66 | 31,390.14 | 31,531.46 |
| 252,291.18 | 252,207.18 | 252,207.18 | 269,487.50 |
| - | - | - | - |
| 6,773.40 | 7,747.37 | 7,603.03 | 12,281.91 |
| (25,000.00) | (25,000.00) | (25,176.80) | (25,000.00) |
| (8,029.51) | (7,559.93) | (7,559.93) | (10,542.03) |
| 3,039,596.08 | 3,360,241.79 | 2,591,427.14 | 2,762,350.84 |
| - | - | - | - |
| 2,940,658.00 | 2,031,274.00 | 1,842,763.00 | 2,169,260.00 |
| 20,758.59 | 20,758.59 | 20,758.59 | 1,613,596.45 |
| - | - | - | - |
| 2,961,416.59 | 2,052,032.59 | 1,863,521.59 | 3,782,856.45 |
| 376,861.11 | 365,816.70 | 357,604.68 | 354,623.26 |
| 113,080.37 | 102,167.28 | 106,606.87 | 105,679.06 |
| 885.27 | 878.64 | 878.64 | 878.64 |
| - | - | - | - |
| 107,294.86 | 110,745.42 | 116,728.00 | 110,678.48 |
| (75.13) | (75.13) | (75.13) | (75.13) |

| | | | |
|----------------------|----------------------|----------------------|----------------------|
| 20,553.11 | 20,553.11 | 20,553.11 | 20,553.11 |
| - | - | - | - |
| - | - | - | - |
| - | - | - | - |
| 5,126.84 | 6,191.49 | 3,820.93 | 3,820.93 |
| - | - | - | - |
| - | - | - | - |
| - | - | - | - |
| 623,726.43 | 606,277.51 | 606,117.10 | 596,158.35 |
| 146,913.85 | 99,042.28 | 51,007.37 | 2,940.86 |
| - | - | - | - |
| 398,542.93 | 448,846.89 | 409,883.35 | 361,831.23 |
| - | - | 1,226,675.19 | 1,041,392.28 |
| - | - | - | - |
| - | - | - | - |
| 28,199.00 | 28,199.00 | 28,199.00 | 27,499.56 |
| 53,437.59 | 38,334.26 | 38,334.26 | 38,334.26 |
| 229,154.59 | 261,129.91 | 261,654.33 | 31,490.00 |
| - | - | - | - |
| - | - | - | - |
| (25,454.43) | (25,454.43) | (25,454.43) | (21,982.01) |
| 830,793.53 | 850,097.91 | 1,990,299.07 | 1,481,506.18 |
| 20,855,891.81 | 22,069,398.03 | 23,630,732.55 | 26,123,977.14 |
| 2,513.31 | 2,513.83 | 2,514.35 | - |
| 1,190,444.37 | 1,338,591.55 | 1,427,062.77 | - |
| 164,211.97 | 180,320.97 | 209,588.84 | - |
| 12,954.74 | 12,954.74 | 12,954.74 | 12,954.74 |
| 2,365,198.95 | 2,580,941.53 | 2,914,635.13 | - |
| 24,591,215.15 | 26,184,720.65 | 28,197,488.38 | 26,136,931.88 |
| 41,056,866.54 | 41,056,047.67 | 41,787,364.48 | 42,977,144.49 |
| - | - | - | - |
| - | - | - | - |
| - | - | - | - |
| - | - | - | - |
| 63,298,265.64 | 63,137,371.06 | 62,976,476.48 | 62,815,581.90 |
| - | - | - | - |
| - | - | - | - |
| - | - | - | - |
| - | - | - | - |
| - | - | - | - |
| - | - | - | - |
| - | - | - | - |
| - | - | - | - |
| - | - | - | - |
| 19,305.72 | 18,919.92 | 18,534.12 | 18,148.31 |
| - | - | - | - |
| - | - | - | - |
| - | - | - | - |

| | | | |
|------------|------------|------------|------------|
| - | - | - | - |
| 406.71 | 406.71 | - | - |
| 31.50 | 31.50 | - | - |
| 172.19 | 49.17 | - | - |
| 8,551.40 | 8,413.56 | 8,275.73 | 8,137.89 |
| 4,675.33 | 4,598.63 | 4,521.94 | 4,445.24 |
| - | - | - | - |
| - | - | - | - |
| - | - | - | - |
| - | - | - | - |
| - | - | - | - |
| - | - | - | - |
| 10,533.23 | 10,533.23 | 10,533.23 | 10,533.23 |
| 175,493.10 | 175,493.10 | 175,493.10 | 178,490.10 |
| 783,909.50 | 793,781.45 | 793,781.45 | 815,219.45 |
| - | - | - | - |
| - | - | - | - |
| - | - | - | - |
| - | - | - | - |
| - | - | - | - |
| - | - | - | - |
| 9,956.81 | 9,871.01 | 9,785.20 | 9,699.40 |
| - | - | - | - |
| - | - | - | - |
| - | - | - | - |
| 1,310.71 | 1,125.15 | 939.59 | 754.04 |
| - | - | - | - |
| 4,605.41 | 4,277.95 | 3,950.49 | 3,623.02 |
| - | - | - | - |
| - | - | - | - |
| - | - | - | - |
| 6,301.86 | 6,121.98 | 5,942.09 | 5,762.20 |
| 7,934.24 | 7,707.47 | 7,480.69 | 7,253.94 |
| 16,467.94 | 16,245.40 | 16,022.86 | 15,800.32 |
| 9,166.70 | 8,983.37 | 8,800.04 | 8,616.71 |
| 5,892.81 | 5,473.09 | 5,053.38 | 4,633.66 |
| 8,198.93 | 8,118.20 | 8,037.47 | 7,956.74 |
| 33,437.51 | 33,114.28 | 32,791.05 | 32,467.82 |
| - | - | - | - |
| 1,189.88 | 1,178.96 | 1,168.04 | 1,157.12 |
| 5,217.75 | 5,024.50 | 4,831.25 | 4,638.00 |
| 14,475.12 | 14,333.21 | 14,191.30 | 14,049.39 |
| - | - | - | - |
| - | - | - | - |
| - | - | - | - |
| 8,892.74 | 8,551.24 | 8,209.73 | 7,868.24 |
| 5,062.80 | 4,922.19 | 4,781.55 | 4,640.89 |
| - | - | - | - |
| 18,203.09 | 17,531.33 | 16,859.51 | 16,187.75 |
| 12,124.62 | 11,813.76 | 11,502.90 | 11,192.00 |
| 8,758.43 | 8,612.46 | 8,466.49 | 8,320.52 |
| - | - | - | - |
| 57,732.49 | 56,252.25 | 54,772.02 | 53,291.63 |

| | | | | | | |
|-----------------------|-----------------------|-----------------------|-----------------------|---------------|-------------|---|
| - | - | - | 116,296.92 | | | |
| - | - | - | - | | | |
| - | - | - | - | | | |
| - | - | - | 2,183.14 | | | |
| - | - | - | - | | | |
| - | - | - | - | | | |
| - | - | - | - | | | |
| - | - | - | - | | | |
| - | - | - | - | | | |
| - | - | - | - | | | |
| 39,200.80 | 38,570.66 | 37,940.51 | 37,310.37 | | | |
| - | - | - | - | | | |
| - | - | - | - | | | |
| - | - | - | - | | | |
| 321,829.69 | 317,916.85 | 314,004.02 | 310,091.17 | | | |
| - | - | - | 165,653.78 | | | |
| - | - | - | - | | | |
| - | - | - | - | | | |
| - | - | - | - | | | |
| - | - | - | - | | | |
| 10,002,682.53 | 9,973,111.70 | 9,943,540.87 | 12,524,649.00 | | | |
| 1,063,597.50 | 1,062,035.00 | 1,060,472.50 | 1,672,464.00 | | | |
| - | - | - | - | | | |
| - | - | - | - | | | |
| 75,963,584.68 | 75,770,490.34 | 75,567,159.60 | 78,897,117.89 | 64,700,004.89 | 64700004.89 | - |
| - | - | - | - | | | |
| - | - | - | - | | | |
| 2,954.08 | 2,954.08 | 2,954.08 | - | | | |
| - | - | - | - | | | |
| - | - | - | - | | | |
| - | - | - | - | | | |
| 15,566,127.07 | 15,310,663.92 | 15,054,352.29 | 14,810,580.39 | | | - |
| - | - | - | - | | | |
| 91,532,665.83 | 91,084,108.34 | 90,624,465.97 | 93,707,698.28 | | | |
| 307,270,378.39 | 306,942,734.37 | 308,239,081.52 | 312,814,184.37 | | | |
| | | | | | | |
| (30,000.00) | (30,000.00) | (30,000.00) | (30,000.00) | | | |
| (101,130,971.74) | (101,130,971.74) | (101,130,971.74) | (101,130,971.74) | | | |
| - | - | - | - | | | |
| - | - | - | - | | | |
| - | - | - | - | | | |
| (2,597,237.11) | (2,326,715.11) | (1,745,961.70) | (2,409,721.16) | | | |

| | | | |
|-------------------------|-------------------------|-------------------------|-------------------------|
| (103,758,208.85) | (103,487,686.85) | (102,906,933.44) | (103,570,692.90) |
| - | - | - | - |
| (1,271,831.00) | (1,271,831.00) | (1,271,831.00) | (2,543,662.00) |
| (11,124.22) | (9,270.05) | (7,415.88) | (5,561.71) |
| - | - | - | - |
| (1,492,391.81) | (1,478,891.84) | (1,465,352.63) | (1,451,774.06) |
| (160,098.08) | (159,156.08) | (158,207.08) | (157,250.08) |
| (493,837.52) | (491,394.09) | (488,931.52) | (486,448.52) |
| (110,512.00) | (109,921.00) | (109,325.00) | (108,724.00) |
| (37,590.00) | (37,409.00) | (37,226.00) | (37,042.00) |
| (510,241.19) | (506,845.42) | (503,440.19) | (500,027.19) |
| - | - | - | - |
| - | - | - | - |
| - | - | - | - |
| - | - | - | - |
| - | - | - | - |
| - | - | - | - |
| - | - | - | - |
| - | - | - | - |
| (1,720,716.39) | (1,712,644.79) | (1,704,556.62) | (1,696,451.85) |
| - | - | - | - |
| (4,725,000.00) | (4,725,000.00) | (4,725,000.00) | (4,725,000.00) |
| (259,310.35) | (258,108.25) | (256,903.54) | (255,696.20) |
| (2,652,724.69) | (2,641,298.69) | (2,629,853.69) | (2,618,390.69) |
| - | - | - | - |
| - | - | - | - |
| (1,052,344.56) | (1,050,504.51) | (1,048,657.02) | (1,046,802.09) |
| (4,460,000.00) | (4,460,000.00) | (4,460,000.00) | (4,460,000.00) |
| (805,000.00) | (805,000.00) | (805,000.00) | (805,000.00) |
| (7,945,000.00) | (7,945,000.00) | (7,945,000.00) | (7,945,000.00) |
| - | - | - | - |
| (2,859,754.35) | (3,192,381.85) | (3,151,777.98) | (3,145,925.03) |
| (5,401,391.68) | (5,392,275.08) | (5,383,132.80) | (5,373,964.77) |
| (7,000,000.00) | (7,000,000.00) | (7,000,000.00) | (7,000,000.00) |
| (255,000.00) | (255,000.00) | (255,000.00) | (255,000.00) |
| (72,420,000.00) | (72,420,000.00) | (72,420,000.00) | (72,420,000.00) |
| (107,322.18) | (106,380.76) | (105,439.33) | (104,497.91) |
| (348,116.63) | (345,396.96) | (342,677.29) | (339,957.62) |
| (76,568.46) | (75,940.84) | (75,313.22) | (74,685.60) |
| (26,652.82) | (26,447.80) | (26,242.78) | (26,037.76) |
| (248,802.40) | (248,022.46) | (247,242.52) | (246,462.58) |
| - | - | - | - |
| (116,451,330.33) | (116,724,120.47) | (116,623,526.09) | (117,829,361.66) |
| (2,324,421.64) | (2,643,921.51) | (3,274,340.54) | (4,549,558.80) |
| - | - | - | - |
| (1,271,831.00) | (1,271,831.00) | (1,271,831.00) | - |
| (22,250.04) | (22,250.04) | (22,250.04) | (22,250.04) |
| (158,980.04) | (159,442.14) | (159,905.58) | (160,370.37) |
| (10,743.00) | (10,829.00) | (10,915.00) | (11,002.00) |

| | | | |
|-----------------------|-----------------------|-----------------------|-----------------------|
| (27,777.00) | (28,012.57) | (28,249.00) | (28,486.00) |
| (6,738.00) | (6,793.00) | (6,848.00) | (6,904.00) |
| (2,058.00) | (2,076.00) | (2,094.00) | (2,112.00) |
| (40,114.00) | (40,212.23) | (40,311.00) | (40,410.00) |
| - | - | - | - |
| - | - | - | - |
| (95,578.70) | (95,774.96) | (95,971.62) | (96,168.67) |
| - | - | - | - |
| (105,000.00) | (105,000.00) | (105,000.00) | (105,000.00) |
| (14,222.77) | (14,253.78) | (14,284.85) | (14,315.99) |
| (135,667.00) | (135,889.00) | (136,111.00) | (136,333.00) |
| - | - | - | - |
| - | - | - | - |
| (21,505.72) | (21,593.88) | (21,682.21) | (21,770.69) |
| - | - | - | - |
| (95,000.00) | (95,000.00) | (95,000.00) | (95,000.00) |
| (135,000.00) | (135,000.00) | (135,000.00) | (135,000.00) |
| - | - | - | - |
| - | - | (40,603.87) | (46,456.82) |
| (98,608.32) | (107,724.92) | (108,028.35) | (108,332.63) |
| - | - | - | - |
| (125,000.00) | (125,000.00) | (125,000.00) | (125,000.00) |
| (1,210,000.00) | (1,210,000.00) | (1,210,000.00) | (1,210,000.00) |
| (11,297.07) | (11,297.08) | (11,297.07) | (11,297.07) |
| (32,636.04) | (32,636.04) | (32,636.04) | (32,636.04) |
| (7,531.44) | (7,531.44) | (7,531.44) | (7,531.44) |
| (2,460.24) | (2,460.24) | (2,460.24) | (2,460.24) |
| (9,359.28) | (9,359.28) | (9,359.28) | (9,359.28) |
| (5,963,779.30) | (6,293,888.11) | (6,966,710.13) | (6,977,755.08) |
| - | - | - | - |
| (1,161,303.04) | (349,261.06) | (483,724.67) | (563,478.71) |
| (2,815.53) | (9,779.40) | (6,262.18) | (27,030.79) |
| (165,526.63) | (224,984.47) | (1,030,424.82) | (776,883.25) |
| - | - | - | - |
| - | - | - | - |
| - | - | - | - |
| - | - | - | - |
| - | - | - | - |
| - | (331,826.76) | (232,742.50) | - |
| 4,140.80 | 2,535.95 | 5,667.38 | 4,163.21 |
| - | - | - | - |
| - | - | - | - |
| (312,601.98) | (640,847.82) | (926,186.85) | (1,251,998.78) |
| - | - | - | - |
| (8,838.23) | (11,206.99) | (13,240.40) | (16,319.72) |
| (5,662.36) | - | (4,393.09) | - |
| (16,839.19) | - | - | (12,930.52) |
| (3,719.93) | - | - | (3,550.29) |
| (355.00) | - | (204.00) | - |
| 365.69 | 365.69 | 365.69 | 365.69 |
| (2,014.15) | (1,720.33) | (1,487.77) | (1,210.79) |
| (59.25) | (22.54) | (11.90) | (11.90) |
| 44.85 | (441.79) | 98.74 | 179.93 |

| | | | |
|-----------------------|-----------------------|------------------------|------------------------|
| (14.18) | 32.56 | 90.52 | 155.14 |
| (933.77) | (801.40) | (693.59) | (595.34) |
| (574,689.72) | (190,226.45) | (308,024.90) | (203,525.39) |
| (253,732.72) | (242,391.31) | (235,237.73) | (205,967.56) |
| (110,228.93) | (188,662.65) | (245,048.90) | (145,429.37) |
| (8,154.60) | (13,478.17) | (3,004.81) | (10,630.72) |
| (213,620.63) | (233,312.82) | (238,252.26) | (136,805.67) |
| (2,836,558.50) | (2,436,029.76) | (3,722,718.04) | (3,351,504.83) |
| - | - | - | - |
| - | - | - | - |
| - | - | - | - |
| - | - | - | - |
| - | - | - | - |
| (29,627.04) | (28,482.04) | (25,383.95) | (16,245.65) |
| (3,800.00) | (3,600.00) | (3,600.00) | (3,600.00) |
| (205.63) | (205.63) | (205.63) | (205.63) |
| (15,322.00) | (15,322.00) | (2,246.50) | (8,365.27) |
| (1,782.00) | (1,890.00) | (1,674.00) | (834.00) |
| - | - | - | - |
| (501.00) | (320.00) | (320.00) | (320.00) |
| (40,122.00) | (41,462.00) | (45,019.00) | (16,934.37) |
| - | - | - | - |
| - | - | - | - |
| (21,033.55) | (21,033.55) | (21,033.55) | (21,033.55) |
| (112,393.22) | (112,315.22) | (99,482.63) | (67,538.47) |
| (8,912,731.02) | (8,842,233.09) | (10,788,910.80) | (10,396,798.38) |
| - | - | - | - |
| (4,734,368.58) | (4,749,956.34) | (4,765,544.10) | (5,549,218.00) |
| 460,664.95 | 460,664.95 | 460,664.95 | 506,772.91 |
| 143,374.51 | 143,374.51 | 143,374.51 | 132,529.70 |
| (4,130,329.12) | (4,145,916.88) | (4,161,504.64) | (4,909,915.39) |
| (329,138.81) | (321,990.08) | (314,841.35) | (308,451.62) |
| - | - | - | - |
| - | - | - | - |
| (29,735.47) | (27,654.57) | (25,573.67) | (23,492.77) |
| - | - | - | - |
| - | - | - | - |
| (358,874.28) | (349,644.65) | (340,415.02) | (331,944.39) |
| (12,627,226.03) | (12,429,171.70) | (12,524,117.37) | (15,423,508.00) |
| - | - | - | - |
| - | - | - | - |
| (1,569,737.64) | (1,564,343.35) | (1,558,949.06) | (1,553,554.77) |
| (883,496.14) | (880,580.31) | (877,664.48) | (874,748.65) |
| (186,556.96) | (185,040.24) | (183,523.52) | (182,006.80) |
| (112,650.30) | (112,308.93) | (111,967.56) | (111,626.19) |
| (309,690.81) | (308,785.28) | (307,879.75) | (306,974.22) |

| | | | |
|-------------------------|-------------------------|-------------------------|-------------------------|
| (80,814.15) | (80,586.50) | (80,358.85) | (80,131.20) |
| (412,785.00) | (410,032.00) | (407,279.00) | (404,526.00) |
| (246,109.06) | (246,109.06) | (246,109.06) | (246,109.06) |
| (296,388.32) | (295,365.32) | (294,342.32) | (293,319.32) |
| (161,423.59) | (161,423.59) | (161,423.59) | (161,423.59) |
| - | - | - | - |
| (17,144,332.26) | (17,144,332.26) | (17,144,332.26) | (16,563,826.48) |
| (7,395,319.00) | (7,395,319.00) | (7,395,319.00) | (7,395,319.00) |
| 296,388.32 | 295,365.32 | 294,342.32 | 293,319.32 |
| - | - | - | - |
| 161,423.59 | 161,423.59 | 161,423.59 | 161,423.59 |
| | | | |
| (38,638,262.69) | (38,652,676.27) | (38,664,589.23) | (38,786,616.06) |
| (959,060.87) | (959,060.87) | (959,060.87) | (959,060.87) |
| (150,000.00) | (150,000.00) | (150,000.00) | (150,000.00) |
| (43,000.00) | (43,000.00) | (43,000.00) | (43,000.00) |
| (8,500.00) | (8,500.00) | (8,500.00) | (8,500.00) |
| (148,434.95) | (148,434.95) | (148,434.95) | (148,434.95) |
| (55,080.00) | (55,080.00) | (55,080.00) | (55,080.00) |
| (62,600.00) | (62,600.00) | (62,600.00) | (62,600.00) |
| (7,610.69) | (7,610.69) | (7,610.69) | (7,610.69) |
| (55,365.80) | (55,365.80) | (55,365.80) | (55,365.80) |
| (82,592.00) | (82,592.00) | (82,592.00) | (82,592.00) |
| (35,000.00) | (35,000.00) | (35,000.00) | (35,000.00) |
| (422,611.50) | (422,611.50) | (422,611.50) | (422,611.50) |
| (269,612.00) | (269,612.00) | (269,612.00) | (269,612.00) |
| (242,348.60) | (242,348.60) | (242,348.60) | (242,348.60) |
| (2,348,455.85) | (2,348,455.85) | (2,348,455.85) | (2,348,455.85) |
| (189,754.78) | (189,754.78) | (189,754.78) | (189,754.78) |
| (84,000.00) | (84,000.00) | (84,000.00) | (84,000.00) |
| (43,802,289.73) | (43,816,703.31) | (43,828,616.27) | (43,950,643.10) |
| 11,112,102.29 | 11,180,179.51 | 11,248,324.65 | 11,317,501.82 |
| (78,148,108.19) | (77,888,693.96) | (77,919,711.19) | (81,017,331.43) |
| (307,270,378.39) | (306,942,734.37) | (308,239,081.52) | (312,814,184.37) |
| - | - | - | - |

Pennichuck Water Works, Inc.
Accounts Excluded From MOERR
DW 22-032
Twelve Months 12/31/2020

| | | | | | | | | | | | | | | <u>2020</u> | |
|--|-----------------------------------|-----------|-----------|-----------|-----------|-----------|-----------|------------|-----------|-----------|-----------|-----------|-----------|-------------------|------------|
| 921002 | SENIOR MANAGEMENT VEHICLES | 162.92 | 24.99 | 24.99 | - | 49.98 | 201.29 | 381.04 | - | 49.98 | 93.13 | 25.25 | 258.08 | 1,271.65 | 1,271.65 |
| 921003 | SENIOR MGMT - FUEL PURCHASED | 373.18 | 350.06 | 326.30 | - | 240.87 | 127.67 | 223.02 | 280.52 | 252.19 | 188.34 | 97.67 | 224.74 | 2,684.56 | 2,684.56 |
| 921004 | SENIOR MGMT-VEH REGISTRATION | - | - | - | - | - | - | - | - | 149.20 | - | - | - | 149.20 | 149.20 |
| 923000 | OUTSIDE SERVICES | 19,545.85 | 19,127.97 | 17,677.43 | 17,664.22 | 19,506.01 | 52,881.22 | 21,902.67 | 21,759.65 | 22,388.44 | 36,423.00 | 26,347.56 | 36,926.75 | 312,150.77 | 312,150.77 |
| 926001 | OFFICER'S LIFE INSURANCE | 386.13 | 386.19 | 386.19 | 386.19 | 386.19 | 386.19 | 386.19 | 386.19 | 386.19 | 525.27 | 525.27 | 525.27 | 5,051.46 | 5,051.46 |
| 926500 | MISC EMPLOYEE BENEFITS | 849.95 | 224.25 | 277.84 | 224.25 | 100.00 | 808.09 | 284.38 | 224.25 | 224.25 | 3,384.11 | 1,194.66 | 901.77 | 8,697.80 | 8,697.80 |
| 926501 | MISC EMPLOYEE BENEFITS-WELLNESS | - | 33.27 | - | - | - | - | - | - | (5.00) | - | - | - | 28.27 | 28.27 |
| 926502 | MISC EMPLOYEE BENEFITS-ACTIVITIES | (67.00) | 1,493.97 | - | - | - | - | - | - | 1,203.81 | - | - | 72.41 | 2,703.19 | 2,703.19 |
| 926505 | EMPLOYEE RELATIONS | - | - | - | - | - | - | - | - | - | - | - | - | - | - |
| 926600 | TUITION REIMBURSEMENTS | 4,806.38 | - | - | - | - | 1,881.00 | 1,050.00 | - | 1,448.00 | 960.00 | - | 2,052.49 | 12,197.87 | 12,197.87 |
| 926610 | TRAINING EDUCATIONAL SEMINARS | 325.72 | 6,288.17 | 1,640.69 | 2,819.92 | 795.04 | 3,522.84 | (2,297.08) | 4,373.92 | 2,003.42 | 10,083.20 | 4,924.92 | 860.92 | 35,341.68 | 35,341.68 |
| 930100 | MEETINGS & CONVENTIONS | 745.00 | 770.00 | 372.00 | - | - | 202.58 | - | - | 4,305.00 | - | - | 295.00 | 6,689.58 | 6,689.58 |
| 930101 | MEMBERSHIPS | 2,371.56 | 2,461.56 | 2,387.72 | 2,358.64 | 2,478.39 | 1,901.14 | 1,634.64 | 2,179.64 | 1,579.64 | 1,573.44 | 1,230.54 | 7,186.56 | 29,343.47 | 29,343.47 |
| 930200 | PUBLIC RELATIONS | - | 11,857.30 | 12,581.84 | 5,487.70 | - | - | 980.00 | 1,180.00 | - | - | - | - | 32,086.84 | 32,086.84 |
| 930300 | MEALS | 50.26 | 21.81 | - | - | - | - | 27.62 | - | 54.27 | 65.73 | 119.96 | - | 339.65 | 339.65 |
| 930410 | CHARITABLE CONTRIBUTIONS | - | - | - | - | - | - | - | - | - | - | - | - | - | - |
| Total of Non RSF backed O&M Expenses - | | | | | | | | | | | | | | 448,735.99 | |

| | 1 | 2 | 3 | 4 | 5 | 6 | 7 | 8 | 9 | 10 | |
|--------------------------------|----------------------------------|---------------------|---------------------|---------------------|---------------------|---------------------|-----------------------|-----------------------|-----------------------|---------------------|---------------------|
| | Jan-20 | Feb-20 | Mar-20 | Apr-20 | May-20 | Jun-20 | Jul-20 | Aug-20 | Sep-20 | Oct-20 | |
| Water Sales | | | | | | | | | | | |
| 460100 001 7100 | WATER SLS: BILLED CAP REC SURCG | (15,143.46) | (15,193.41) | (15,186.16) | (15,159.70) | (15,197.87) | (15,206.67) | (15,166.12) | (15,166.12) | (15,184.87) | (15,265.22) |
| 460200 001 7100 | CBFRR REVENUES | (77,192.43) | (77,192.43) | (77,192.43) | (77,192.43) | (77,192.43) | (77,192.43) | (77,192.43) | (77,192.43) | (77,192.43) | (77,192.43) |
| 460998 001 7100 | CBFRR REVENUES - CONTRA | 77,192.43 | 77,192.43 | 77,192.43 | 77,192.43 | 77,192.43 | 77,192.43 | 77,192.43 | 77,192.43 | 77,192.43 | 77,192.43 |
| 461000 001 7100 | WATER SALES: BILLED REVENUE | (501,297.19) | (578,525.48) | (489,925.40) | (503,525.11) | (611,443.21) | (729,754.91) | (889,214.82) | (994,844.05) | (804,057.91) | (820,535.82) |
| 461001 001 7100 | WATER SALES BILLED RECOUPMENT | (51,253.36) | (46,153.18) | (37.79) | - | - | - | - | - | - | - |
| 461100 001 7100 | WATER SALES: UNBILLED REVENUE | (83,124.00) | 128,610.00 | (44,107.00) | (28,116.00) | 4,295.00 | (270,446.00) | (137,379.00) | 129,969.00 | 42,855.00 | 194,272.00 |
| 461200 001 7100 | WATER SALES-UNBILLED RECOUPMNT | 51,253.36 | 46,153.18 | 37.79 | - | - | - | - | - | - | - |
| 461300 001 7100 | WATER SLS: UNBIL CAP REC RECOUP | - | - | - | - | - | - | - | - | - | - |
| 461400 001 7100 | WATER SLS: BILLED CAP REC RECOUP | - | - | - | - | - | - | - | - | - | - |
| 471100 001 7100 | QCPAC SURCHARGE REVENUE | 66,476.96 | (73,580.31) | (37,656.66) | (18,230.68) | (21,438.48) | (30,277.67) | (29,746.33) | (32,623.31) | (27,032.86) | (27,580.07) |
| 462000 001 7100 | FIRE PROTECTION REVENUE | (107,298.29) | (107,373.65) | (107,399.36) | (107,418.89) | (107,447.71) | (107,440.51) | (107,492.96) | (107,447.34) | (107,473.78) | (107,637.24) |
| | | (640,385.98) | (646,062.85) | (694,274.58) | (672,450.38) | (751,232.27) | (1,153,125.76) | (1,178,999.23) | (1,020,111.82) | (910,894.42) | (776,746.35) |
| Other Operating Revenue | | | | | | | | | | | |
| 471300 001 7100 | MISC OPERATING REVENUE | (1,215.00) | (1,601.00) | (695.00) | (960.00) | (1,866.00) | 2,865.82 | (1,626.00) | (1,722.00) | (1,678.00) | (2,662.00) |
| | Total Revenues | 641,600.98 | 647,663.85 | 694,969.58 | 673,410.38 | 753,098.27 | 1,150,259.94 | 1,180,625.23 | 1,021,833.82 | 912,572.42 | 779,408.35 |
| Production Expenses | | | | | | | | | | | |
| 601100 001 7105 | OTHER PRODUCTION LABOR | 4,970.46 | 1,072.72 | 246.60 | - | 3,442.33 | 3,858.55 | 4,198.29 | 1,748.16 | - | - |
| 602100 001 7105 | PURCH WATER: INTERCONNECT | 17,831.59 | 17,583.09 | 16,816.55 | 15,443.90 | 24,688.25 | 26,851.09 | 37,349.75 | 78,682.02 | (1,550.14) | 25,599.40 |
| 602200 001 7105 | PURCH WATER: COHAS | 23,092.44 | 22,173.84 | 23,398.64 | 22,020.74 | 21,255.24 | 31,359.84 | 41,311.34 | 37,636.94 | 50,344.24 | 41,617.54 |
| 602205 001 7105 | PURCH WATER: SMYTHE WOODS | 838.47 | 779.92 | 826.76 | 815.05 | 1,142.93 | 686.24 | 1,658.17 | 686.24 | 1,295.16 | 1,213.19 |
| 602300 001 7105 | PURCHASED WATER: BIRCH HILL | 4,153.67 | 1,954.67 | 2,209.67 | 2,221.67 | 1,699.67 | 5,011.67 | 5,203.67 | 2,452.67 | 2,617.67 | 5,302.67 |
| 602450 001 7105 | PURCH WATER: BROOK PARK | 4,121.82 | 3,411.44 | 3,665.58 | 3,807.96 | 3,997.81 | 5,807.45 | 11,577.79 | 6,837.81 | 8,838.83 | 6,911.30 |
| 602500 001 7105 | PURCH WATER: SPRINGWOOD | 1,154.44 | 1,139.13 | 1,195.78 | 1,178.94 | 1,315.20 | 1,875.55 | 2,760.46 | 2,483.35 | 3,091.16 | 2,691.57 |
| 602600 001 7105 | PURCH WATER: HUDSON | 6,204.74 | 5,072.75 | 5,072.75 | 6,654.25 | 5,436.51 | 5,436.51 | 4,756.80 | 5,436.51 | 5,436.51 | 6,654.25 |
| 602650 001 7105 | PURCH WATER: SOUTH RD: LY | 176.91 | 176.91 | 208.36 | 208.36 | 208.36 | 207.51 | 207.51 | 207.51 | 253.41 | 253.57 |
| 602700 001 7105 | PURCH WATER: PINE CREEK-LITCH | 396.90 | 485.69 | 392.30 | 375.46 | 393.83 | 444.36 | 441.30 | 387.71 | 507.13 | 455.07 |
| 602730 001 7105 | PURCH WATER: WESCO | 15,560.88 | 4,446.51 | 4,446.51 | 5,845.86 | 7,916.38 | 5,845.86 | 6,123.36 | 6,123.36 | 6,123.36 | 8,737.65 |
| 602815 001 7105 | PURCH WATER: GREENHILLS | 4,827.17 | 3,743.77 | 2,957.17 | 4,983.81 | 3,888.58 | 3,911.62 | 4,921.26 | 4,698.22 | 3,740.48 | 3,740.48 |
| 602860 001 7105 | PURCH WATER: SETTLERS LN(OKWD) | 2,241.05 | 2,241.05 | 2,503.53 | 2,503.53 | 2,503.53 | 4,495.51 | 4,495.51 | 4,495.51 | 2,573.06 | 2,699.75 |
| 602880 001 7105 | PURCHASED WATER: MAPLE HILLS | 5,351.89 | 5,351.89 | 6,666.11 | 6,257.01 | 6,257.01 | 6,772.35 | 6,772.35 | 6,772.35 | 5,624.62 | 7,536.52 |
| 602900 001 7105 | PURCH WATER: FRANCOUER TRUCKIN | - | - | - | - | 9,830.00 | 28,020.00 | 41,562.50 | 27,750.00 | 22,305.00 | 16,955.00 |
| 610200 001 7105 | SALARIES - WTP | - | - | - | - | - | - | - | - | - | - |
| 610201 001 7105 | BENEFITS - WTP | - | - | - | - | - | - | - | - | - | - |
| 623201 001 7105 | COHAS PUMP STAT: LY - POWER | 1,874.63 | 1,742.00 | 1,704.57 | 783.40 | 1,551.36 | 2,233.25 | 2,982.29 | 3,268.55 | 3,730.17 | 3,083.05 |
| 623211 001 7105 | W&E PUMP STATION: WM - POWER | 1,737.37 | 1,349.01 | 811.31 | 2,182.26 | 629.72 | 1,698.34 | 1,604.61 | 1,632.70 | 1,705.96 | 1,673.55 |
| 623220 001 7105 | STONE SLED BOOST: BOW - POWER | 410.23 | 439.43 | 434.55 | 363.52 | 373.42 | 420.03 | 384.38 | 400.69 | 461.75 | 490.16 |
| 623225 001 7105 | STONE RDG BOOSTER: EXETER-POWER | 677.52 | 647.33 | 526.37 | 357.19 | 359.88 | 418.58 | 369.74 | 385.91 | 386.82 | 424.60 |
| 623231 001 7105 | CASTLE REACH PUMP ST: WM -POWER | 713.92 | 603.78 | 711.33 | 288.63 | 715.26 | 1,217.15 | 953.92 | 889.32 | 941.32 | 911.25 |
| 623241 001 7105 | FOREST HILLS PUMP ST: LY-POWER | 108.76 | 140.10 | 184.49 | 165.67 | 130.63 | 114.57 | 147.76 | 138.14 | 135.45 | 122.90 |
| 623245 001 7105 | DANIELS LAKE: POWER | 589.75 | 468.78 | 476.21 | 430.69 | 284.50 | 304.39 | 297.02 | 277.20 | 293.87 | 280.44 |
| 623250 001 7105 | POWER PURCHASED: LOCKE LAKE | 3,388.27 | 3,103.69 | 2,967.78 | 3,562.89 | 3,174.10 | 3,363.54 | 3,431.09 | 3,206.14 | 2,915.70 | 3,477.76 |
| 623251 001 7105 | POWER PURCHASED: BIRCH HILL | 588.85 | 405.21 | 590.65 | 498.94 | 473.94 | 254.44 | 203.29 | 128.04 | 126.96 | 380.65 |
| 623252 001 7105 | POWER PURCHASED: MIDDLETON | 842.91 | 866.34 | 814.99 | 790.97 | 909.02 | 669.33 | 289.41 | 844.85 | 465.55 | 611.18 |
| 623261 001 7105 | LAMPLIGHTER PUMP ST: WM -POWER | 882.40 | 744.72 | 810.50 | 517.12 | 236.06 | 362.99 | 349.77 | 357.00 | 363.59 | 592.66 |
| 623271 001 7105 | THURSTON WOODS PUMP ST: LEE-PWR | 536.04 | 520.95 | 446.17 | 419.56 | 329.06 | 435.87 | 360.53 | 362.91 | 371.49 | 352.00 |
| 623281 001 7105 | FLETCHERS CORNER ST: WM-POWER | 1,213.50 | 1,126.43 | 1,118.76 | 1,166.75 | 1,052.19 | 839.76 | 1,067.33 | 980.05 | 963.98 | 917.63 |
| 623290 001 7105 | CHESTERBROOK PUMP STAT: POWER | - | - | - | - | - | - | - | - | - | - |
| 623301 001 7105 | GOLDENBROOK PUMP ST: WM -POWER | 723.98 | 655.10 | 635.67 | 630.60 | 647.28 | 679.46 | 833.94 | 846.61 | 804.73 | 984.50 |

| | | | | | | | | | | | | | |
|--------|-----|------|--------------------------------|-----------|-----------|-----------|-----------|-----------|-----------|-----------|-----------|-----------|-----------|
| 623321 | 001 | 7105 | SHAKER HGHTS PUMP STAT: POWER | 157.44 | 223.25 | 223.09 | 204.70 | 137.65 | 112.57 | 117.24 | 109.91 | 113.23 | 119.83 |
| 623351 | 001 | 7105 | BEAVER HOLLOW PUMP ST: SN-PWR | 377.19 | 775.84 | 578.50 | 128.39 | 148.68 | 236.12 | 286.65 | 231.70 | 211.34 | 229.23 |
| 623376 | 001 | 7105 | CLEARWATER EST: RAYMOND: POWER | 856.90 | 796.07 | 823.60 | 733.14 | 402.39 | 427.59 | 394.74 | 433.74 | 436.26 | 433.88 |
| 623401 | 001 | 7105 | HARDWOOD PUMP ST: WM - POWER | 1,029.18 | 909.36 | 878.44 | 822.15 | 635.96 | 442.16 | 460.42 | 434.19 | 436.52 | 474.32 |
| 623421 | 001 | 7105 | WHITE ROCK PUMP ST:BOW - POWER | 1,220.73 | 1,194.29 | 1,278.05 | 1,108.17 | 737.30 | 986.50 | 930.42 | 997.05 | 571.51 | 1,481.53 |
| 623441 | 001 | 7105 | ROLLING HILLS PUMP ST:PW -PWR | 65.14 | 39.79 | 51.33 | 40.73 | 46.09 | 55.90 | 78.63 | 71.80 | 63.63 | 66.25 |
| 623471 | 001 | 7105 | GILCREAST BOOSTER STAT:LY-PWR | 50.72 | 49.75 | 49.36 | 6.46 | 51.47 | 49.65 | 48.75 | 51.38 | 48.96 | 51.98 |
| 623501 | 001 | 7105 | SPRINGWOOD HLS PUMP ST:WM -PWR | 394.13 | 377.62 | 360.70 | 196.27 | 401.17 | 399.70 | 417.24 | 458.00 | 431.79 | 416.08 |
| 623551 | 001 | 7105 | DARRAH BOOSTER STAT: LY- POWER | 929.44 | 1,031.67 | 825.71 | 1,147.27 | 1,412.20 | 1,638.71 | 926.42 | 2,553.79 | 1,646.06 | 1,412.74 |
| 623621 | 001 | 7105 | COLONIAL DR BOOSTER ST:LF-PWR | 293.02 | 281.57 | 284.84 | 237.98 | 140.78 | 121.71 | 133.87 | 128.88 | 120.29 | 129.15 |
| 623651 | 001 | 7105 | SOUTH RD BOOSTER STAT: LY -PWR | 317.07 | 384.09 | 307.11 | 78.40 | 354.47 | 217.38 | 221.09 | 264.33 | 183.74 | 349.77 |
| 623671 | 001 | 7105 | MEADOWVIEW PUMP STAT: PM - PWR | 657.94 | 1,611.36 | 807.40 | 370.99 | 786.91 | 877.96 | 738.84 | 465.90 | 1,072.57 | 660.12 |
| 623701 | 001 | 7105 | NESENKEAG PUMP STAT: LY -POWER | - | - | - | - | - | - | - | - | - | - |
| 623731 | 001 | 7105 | WESCO BOOSTER STAT: HT - POWER | 629.02 | 694.59 | 547.18 | 531.95 | 427.94 | 419.73 | 446.99 | 411.02 | 407.89 | 424.43 |
| 623751 | 001 | 7105 | ATKINSON PUMP STAT: AN - POWER | 257.74 | 274.47 | 292.59 | 217.26 | 113.96 | 77.94 | 100.39 | 103.66 | 142.74 | 119.96 |
| 623801 | 001 | 7105 | W&E BOOSTER STATION: WM -POWER | 459.93 | 412.38 | 387.65 | 330.56 | 331.74 | 304.51 | 296.37 | 299.90 | 283.78 | 309.32 |
| 623805 | 001 | 7105 | SPRUCE POND PUMP STA: WM - PWR | 1,202.45 | 1,194.31 | 1,361.41 | 377.93 | 651.43 | 793.53 | 937.22 | 915.53 | 939.42 | 931.24 |
| 623811 | 001 | 7105 | LIBERTY TREE PUMP ST: RD-POWER | 865.95 | 761.21 | 666.25 | 711.80 | 611.53 | 703.61 | 776.15 | 515.73 | 491.01 | 445.04 |
| 623816 | 001 | 7105 | GREEN HILLS PUMP ST: RD -POWER | - | - | - | - | - | - | - | - | - | - |
| 623841 | 001 | 7105 | MINISTERIAL HEIGHTS PS:LY -PWR | 599.60 | 626.08 | 715.89 | 355.49 | 486.77 | 295.03 | 462.05 | 327.93 | 313.97 | 318.98 |
| 623851 | 001 | 7105 | PINE HAVEN PUMP ST: LY - POWER | 231.65 | 241.16 | 203.02 | 69.36 | 216.51 | 273.01 | 310.60 | 303.81 | 308.34 | 239.52 |
| 623882 | 001 | 7105 | HARVEST VIL PUMP ST: LY -POWER | 393.34 | 440.84 | 345.62 | 337.63 | 238.44 | 205.20 | 126.36 | 281.25 | 214.99 | 200.00 |
| 623961 | 001 | 7105 | WILLIAMSBURG PUMP ST: PM-POWER | 1,018.40 | 3,260.59 | 2,102.16 | 866.92 | 1,889.58 | 1,671.00 | 1,542.42 | 881.47 | 2,410.08 | 808.72 |
| 623971 | 001 | 7105 | AVERY PUMP ST: LY - POWER | - | - | - | - | - | - | - | - | - | - |
| 623981 | 001 | 7105 | MAPLE HILLS PUMP ST: DY -POWER | 573.93 | 649.61 | 570.85 | 398.10 | 332.16 | 306.76 | 291.45 | 300.25 | 260.41 | 261.90 |
| 623991 | 001 | 7105 | GAGE HILL PUMP ST: PM - POWER | 238.36 | 649.48 | 407.07 | 195.32 | 441.16 | 343.19 | 271.15 | 180.70 | 344.56 | 195.01 |
| 623993 | 001 | 7105 | NORTHERN SHORES-TILTON: POWER | 392.93 | 339.38 | 344.01 | 441.99 | 367.39 | 131.25 | 113.79 | 115.20 | 127.55 | 308.69 |
| 623994 | 001 | 7105 | WINNISQUAM VILLAGE POWER | 418.67 | 399.67 | 385.02 | 383.95 | 342.16 | 256.48 | 184.73 | 298.84 | 198.49 | 219.17 |
| 623995 | 001 | 7105 | WOOD MEADOWS - POWER | - | - | - | - | - | - | - | 113.35 | 641.49 | 656.02 |
| 623996 | 001 | 7105 | EAST DERRY PUMP ST: DY - POWER | 254.24 | 204.35 | 199.23 | 219.93 | 75.83 | 89.10 | 88.74 | 86.51 | 89.49 | 76.30 |
| 623997 | 001 | 7105 | SKYVIEW ESTATES-PELHAM POWER | 481.45 | 1,275.21 | 807.12 | 286.75 | 524.22 | 776.62 | 678.05 | 386.52 | 821.40 | 445.33 |
| 623998 | 001 | 7105 | MACGREGOR CUT - POWER | 536.70 | 506.06 | 417.50 | - | 451.66 | 302.23 | 319.85 | 336.58 | 324.94 | 421.06 |
| 623999 | 001 | 7105 | OPER LABOR: TREATMENT PLANT | - | - | - | - | - | - | - | - | - | - |
| 624100 | 001 | 7105 | OPER EXP T PLANT: MAT & EXP | - | - | - | - | - | - | - | - | - | - |
| 626100 | 001 | 7105 | OPER EXP T PLANT: MAT & EXP | - | - | 33.92 | 111.83 | - | 32.96 | - | - | - | - |
| 626120 | 001 | 7105 | OP EXP-SCADA&ALARM MSTR DIALER | 1,216.01 | - | 1,203.31 | 1,203.31 | 1,203.31 | 1,203.31 | 1,203.31 | 2,036.61 | - | - |
| 631100 | 001 | 7105 | MAINT STRUCT: BOOSTER STATION | - | 110.05 | 102.82 | - | 80.80 | - | - | 191.76 | 3,527.65 | - |
| 631500 | 001 | 7105 | MAINT PUMP EQUIP: LABOR | - | - | - | - | - | - | - | - | - | - |
| 633100 | 001 | 7105 | MAINT PUMP EQUIP: MAT & EXP | - | - | - | - | - | - | - | - | - | - |
| 633105 | 001 | 7105 | MAIN OF STRUCT:BOOSTER STATION | - | 5,562.27 | 6,149.68 | 240.75 | 230.00 | - | 765.62 | 2,574.12 | 2,190.40 | 1,800.01 |
| 633140 | 001 | 7105 | MAINT BOOST ST: PHONE | - | - | - | - | - | - | - | - | - | - |
| 633150 | 001 | 7105 | MAINT BOOST ST:GAS/OIL/PROPANE | 73.04 | 74.35 | 74.35 | 74.06 | 74.05 | 76.67 | 78.34 | 78.38 | 78.38 | 78.70 |
| 633155 | 001 | 7105 | BOOSTER STATION GENERAL MAINT | 1,006.95 | 3,966.60 | 1,538.92 | 1,257.54 | 2,211.69 | 352.49 | 434.82 | 242.06 | 1,086.42 | 468.51 |
| 633199 | 001 | 7105 | W&E PUMP STA: WM | 50,029.91 | 47,245.34 | 45,785.36 | 40,710.53 | 44,381.00 | 58,050.61 | 64,620.92 | 60,882.76 | 68,523.41 | 79,866.18 |
| 633210 | 001 | 7105 | W&E PUMP STA: WM - CHEMICALS | 2,936.13 | 1,600.00 | 2,261.22 | 2,177.02 | 2,877.38 | 2,103.88 | 2,151.76 | 1,876.66 | 1,972.44 | 1,824.19 |
| 633212 | 001 | 7105 | W&E PUMP STA: WM - PROPANE | - | - | - | - | - | - | - | - | - | - |
| 633214 | 001 | 7105 | HARDWOOD PUMP STA: WM | - | - | - | - | - | - | - | - | - | - |
| 633400 | 001 | 7105 | HARVEST VLGE PUMP STA: LY | 800.00 | 400.00 | 400.00 | 800.00 | 800.00 | 890.00 | - | 900.00 | 850.00 | 1,100.00 |
| 633881 | 001 | 7105 | AVERY PUMP STA: LY - TELEPHONE | - | - | - | - | - | - | - | - | - | - |
| 633973 | 001 | 7105 | CHLORINE: | - | - | - | - | - | - | - | - | - | - |
| 641110 | 001 | 7105 | FERRIC CHLORIDE | 339.17 | 105.06 | 95.76 | 308.75 | 291.44 | 358.55 | 138.24 | 327.00 | 106.96 | 110.60 |
| 641120 | 001 | 7105 | CORROSION INHIBITOR | - | - | - | - | - | - | 260.00 | - | - | - |
| 641160 | 001 | 7105 | MISC TREATMENT CHEMICALS | 35.93 | - | 35.93 | 35.93 | 107.79 | - | 145.16 | 72.58 | - | 36.43 |
| 641170 | 001 | 7105 | CARBON DIOXIDE | - | - | - | - | - | - | - | - | - | - |
| 641180 | 001 | 7105 | ARSENIC MEDIA REPLACEMENT | - | - | - | - | - | - | - | - | - | - |
| 641190 | 001 | 7105 | LABORATORY EXPENSE | - | 8,805.22 | - | - | 5,291.74 | - | 15,858.00 | - | 10,743.04 | - |

| | | | | | | | | | | | | | |
|---|-----|------|---------------------------------------|-------------------|-------------------|-------------------|-------------------|-------------------|-------------------|-------------------|-------------------|-------------------|-------------------|
| 641201 | 001 | 7105 | POLYPHOSPHATE | 37.26 | 56.19 | 37.46 | 37.46 | 37.46 | 74.92 | 56.19 | 74.92 | 18.73 | 93.65 |
| 641203 | 001 | 7105 | POT PERM | 274.34 | 137.17 | - | 137.17 | 299.34 | - | 420.89 | - | - | 140.30 |
| 641205 | 001 | 7105 | SODIUM HYDROXIDE | 89.18 | 1,278.54 | 56.42 | 1,622.80 | 50.54 | 121.95 | 1,512.67 | 19.16 | 1,198.25 | 1,598.96 |
| 641206 | 001 | 7105 | SALT | 1,595.63 | 772.53 | 3,586.20 | 1,595.88 | 1,097.82 | 4,303.42 | 1,252.32 | 874.71 | 3,784.50 | 1,387.99 |
| 641210 | 001 | 7105 | SODIUM HEXAMETAPHOSPHATE | - | - | - | - | - | - | - | - | - | - |
| 641212 | 001 | 7105 | POT ASH | - | - | - | - | - | - | - | - | - | - |
| 641213 | 001 | 7105 | SODA ASH | - | - | - | - | - | - | - | - | - | - |
| 641214 | 001 | 7105 | W&E CHEMICALS | - | - | - | - | - | - | - | - | - | - |
| 642200 | 001 | 7105 | LABORATORY EXPENSE | 1,482.04 | 1,063.40 | 1,215.35 | 630.72 | 1,325.68 | 1,845.99 | 1,388.92 | 1,813.34 | 2,434.32 | 1,411.86 |
| 642205 | 001 | 7105 | LAB EXPENSE: OUTSIDE TESTING | 2,728.30 | 1,911.20 | 6,767.00 | 3,483.00 | 1,733.00 | 593.60 | 2,776.00 | 4,075.00 | 1,882.40 | 3,171.20 |
| 652220 | 001 | 7105 | MAINT PROC EQUIP:SCADA & OTHER | 2,332.90 | 2,232.91 | 760.25 | 795.25 | 2,461.85 | 1,085.39 | 3,305.09 | 4,230.10 | 2,440.11 | 3,902.22 |
| 652201 | 001 | 7105 | MAINT PROC EQ:TP SLUDGE REMOVE | - | - | - | - | - | - | - | - | - | - |
| | | | | 185,090.61 | 177,371.13 | 169,164.31 | 150,496.32 | 182,154.49 | 227,204.69 | 294,684.01 | 292,444.55 | 239,361.29 | 253,866.66 |
| <u>Transmission & Distribution Expenses</u> | | | | | | | | | | | | | |
| 660000 | 001 | 7106 | SUPERINTENDENCE: OPERATIONS | - | - | - | - | - | - | - | - | - | - |
| 660001 | 001 | 7106 | BENEFITS: OPERATIONS MANAGER | - | - | - | - | - | - | - | - | - | - |
| 662003 | 001 | 7106 | MISC GENERAL EXP: OPERATIONS | - | - | - | - | - | - | - | - | - | - |
| 662004 | 001 | 7106 | MISC: T&D MATERIAL & SUPPLY | - | - | - | - | - | - | - | - | - | - |
| 663100 | 001 | 7106 | METER OPERATING LABOR & EXP | 10,102.57 | 2,735.70 | 2,666.50 | 3,027.92 | 2,595.17 | 4,149.39 | 1,567.77 | 3,338.02 | 4,288.09 | 3,707.62 |
| 663101 | 001 | 7106 | MOLE: METER REMOVAL | 315.01 | - | 868.23 | 1,087.23 | 1,854.99 | 804.68 | 483.61 | 118.46 | 483.62 | 1,814.06 |
| 664200 | 001 | 7106 | OTHER EXPENSE ON CUST PREMISIS | 533.21 | 330.44 | - | 90.12 | 75.10 | - | 232.81 | - | 360.48 | 473.13 |
| 665100 | 001 | 7106 | SMALL TOOL EXPENSE: NC | - | - | - | - | - | 153.97 | - | - | - | - |
| 665250 | 001 | 7106 | TRANS/EXP: MISCELLANEOUS | - | - | - | - | - | - | - | - | - | - |
| 665400 | 001 | 7106 | GASOLINE | - | - | - | - | - | - | - | - | - | - |
| 673001 | 001 | 7106 | MAINT MAINS: REPAIRS | 6,743.52 | 13,152.32 | 5,503.15 | 21,092.52 | 7,879.77 | 21,670.17 | 1,449.51 | 1,535.36 | 31,862.11 | 40,847.12 |
| 673002 | 001 | 7106 | MAINT MAINS: GATE PROGRAM | 3,523.27 | 5,489.30 | 8,999.18 | 3,992.41 | 1,150.24 | 709.21 | 7,734.05 | 2,837.65 | 2,878.52 | 7,672.53 |
| 673003 | 001 | 7106 | MAINT MAINS: FLUSHING | 987.87 | 1,392.39 | 10,932.28 | 23,499.41 | 3,710.61 | 4,113.66 | 867.35 | 777.28 | 7,025.05 | 1,930.58 |
| 673004 | 001 | 7106 | MAINT GATES: INSPECTION | 12,323.21 | 6,718.46 | 2,637.63 | - | 64.98 | - | 398.87 | 2,582.25 | 7,523.22 | 5,056.30 |
| 673005 | 001 | 7106 | MAINT MAINS: WESCO MASTER METER VAULT | 212.17 | 241.50 | 228.31 | 224.10 | 97.50 | 125.74 | 73.11 | 48.59 | 49.17 | 42.58 |
| 675000 | 001 | 7106 | MAINTENANCE: SERVICES | 20,133.57 | 8,391.50 | 15,538.92 | 11,350.82 | 11,826.30 | 9,467.28 | 34,701.23 | 14,606.22 | 15,119.88 | 31,542.91 |
| 676000 | 001 | 7106 | MAINTENANCE: METERS | 342.73 | 172.85 | 833.82 | 59.00 | 598.40 | 1,934.35 | 552.83 | 551.83 | 949.45 | 858.11 |
| 677000 | 001 | 7106 | MAINTENANCE: HYDRANTS | 4,271.15 | 1,650.45 | 7,832.45 | 1,663.09 | 7.99 | 1,431.26 | - | 813.88 | 4,053.21 | 496.81 |
| 677001 | 001 | 7106 | MAINTENANCE: HYDRANTS-REPAIRS | - | 7.50 | - | - | - | 5.02 | - | - | 238.50 | - |
| 677002 | 001 | 7106 | MAINTENANCE: HYDRANTS-PAINTING | - | - | - | - | - | 4,598.94 | - | 529.67 | - | - |
| 677003 | 001 | 7106 | MAINTENANCE: HYDRANTS-INSPECTN | 104.57 | 323.00 | 9,317.18 | 2,059.62 | - | 1,092.47 | 321.15 | 6,159.44 | 925.80 | 524.84 |
| 678000 | 001 | 7106 | MONITOR CONTRACTORS MARKING | 2,089.56 | 2,739.73 | 5,603.91 | 4,912.69 | 3,983.84 | 8,372.83 | 10,367.54 | 10,130.09 | 11,979.52 | 8,828.85 |
| | | | | 61,682.41 | 43,345.14 | 70,961.56 | 73,058.93 | 33,844.89 | 58,628.97 | 58,749.83 | 44,028.74 | 87,736.62 | 103,795.44 |
| <u>Customer Accounts & Collection Expenses</u> | | | | | | | | | | | | | |
| 902000 | 001 | 7108 | CUSTOMER ORDS: COLLECTIONS | - | - | - | - | - | - | - | - | - | - |
| 903000 | 001 | 7108 | CUSTOMER ORDS: COLLECTIONS | 1,013.54 | - | 368.81 | - | - | - | - | - | - | - |
| 902001 | 001 | 7108 | METER READING | 1,478.64 | 2,166.66 | 3,280.72 | 1,571.25 | 2,391.53 | 3,783.79 | 1,409.58 | 3,332.66 | 1,520.85 | 2,489.97 |
| 902098 | 001 | 7108 | METER READING: TRANSFERS | 1,227.76 | 938.68 | 2,191.46 | 2,644.98 | 2,021.53 | 2,567.37 | 1,982.70 | 3,008.75 | 2,227.40 | 3,027.08 |
| 902099 | 001 | 7108 | METER READING: EXCEPTIONS | 365.98 | 337.57 | 265.16 | - | 159.09 | 223.57 | 318.19 | 504.04 | 613.96 | 667.66 |
| 902100 | 001 | 7108 | BILLING & ACCOUNTING | - | - | - | - | - | - | - | - | - | - |
| 903100 | 001 | 7108 | BILLING & ACCOUNTING | 3,563.96 | 6,167.37 | 9,703.98 | 11,178.48 | 6,351.74 | 6,570.71 | 8,278.79 | 7,798.71 | 7,979.73 | 6,078.95 |
| 930200 | 001 | 7108 | PUBLIC RELATIONS | 845.47 | - | 234.08 | - | 1,669.46 | 36.85 | 627.20 | - | 36.87 | - |
| 902400 | 001 | 7108 | WATER BAN | - | - | - | - | 4,723.28 | 8,564.65 | 850.61 | 2,023.94 | 2,353.06 | - |
| 904000 | 001 | 7108 | UNCOLLECTABLE ACCOUNTS | 14.93 | 1,472.71 | 894.91 | (58.77) | (478.00) | - | - | (23.40) | - | 6,967.30 |
| | | | | 8,510.28 | 11,082.99 | 16,939.12 | 15,335.94 | 16,838.63 | 21,746.94 | 13,467.07 | 16,644.70 | 14,731.87 | 19,230.96 |
| <u>Administrative and General Expense</u> | | | | | | | | | | | | | |
| 921000 | 001 | 7109 | OFFICE SUPPLIES & EXPENSE | 53.55 | 46.45 | 28.10 | 28.25 | 43.90 | 169.05 | 73.45 | 38.25 | 33.60 | 50.20 |
| 921160 | 001 | 7109 | OFFICE SUP & EXP: PHONE-NC | 146.10 | 146.10 | 146.10 | 140.12 | 142.86 | 111.07 | 176.08 | 139.10 | - | 278.27 |
| 923000 | 001 | 7109 | OUTSIDE SERVICES | 46.00 | 212.95 | 624.00 | 2,430.00 | 474.00 | 8.00 | 231.21 | 8.00 | 2,258.00 | 6,426.99 |

| | | | | | | | | | | | | | |
|--------|-----|-----------|---|--------------------|--------------------|-------------------|-------------------|-------------------|-------------------|-------------------|-------------------|-------------------|---------------------|
| 924000 | 001 | 7109 | INSURANCE EXPENSE | 9,190.93 | 9,190.91 | 9,190.95 | 17,466.27 | 9,901.86 | (1,009.23) | 9,927.89 | 9,919.44 | 9,927.77 | 9,870.74 |
| 928000 | 001 | 7109 | REGULATORY COMMISSION EXPENSE | 2,842.34 | 2,842.33 | 2,842.33 | 2,842.33 | 2,842.33 | 2,842.34 | 2,842.34 | 1,960.33 | 5,332.33 | - |
| 930102 | 001 | 7109 | LICENSING FEES | 961.67 | 961.67 | 961.67 | 961.67 | 961.67 | 961.63 | 961.67 | 961.67 | 961.67 | 961.67 |
| 930200 | 001 | 7109 | PUBLIC RELATIONS | - | - | 87.65 | 34.00 | 792.19 | 465.61 | 774.50 | - | 732.50 | 220.00 |
| 930300 | 001 | 7109 | MEALS | - | - | - | - | - | - | - | - | - | - |
| 930400 | 001 | 7109 | MISCELLANEOUS GENERAL EXPENSE | - | 102.80 | - | - | - | - | - | - | - | - |
| 930401 | 001 | 7109 | MISC GEN EXP:UNREALIZED ACQUIS | - | - | - | - | - | - | - | - | - | - |
| 930410 | 001 | 7109 | CHARITABLE CONTRIBUTIONS | - | - | - | - | - | - | - | - | - | - |
| 950500 | 001 | 7109 | MAINTENANCE:COMPUTER EQUIPMENT | - | - | - | - | - | - | - | - | - | - |
| | | | | 13,240.59 | 13,503.21 | 13,880.80 | 23,902.64 | 15,158.81 | 3,548.47 | 14,987.14 | 13,026.79 | 19,245.87 | 17,807.87 |
| | | | Inter Div Management Fee | | | | | | | | | | |
| 930500 | 001 | 7100 | INTERCOMPANY MGMT FEE: PCP | 4,752.00 | 5,309.00 | 4,936.00 | 4,918.00 | 4,975.00 | 5,783.00 | 4,690.00 | 5,462.00 | 4,040.00 | 5,338.00 |
| 930510 | 001 | 7100 | INTERCO MGMT FEE: PWW | 209,641.00 | 189,106.00 | 207,048.00 | 207,682.00 | 179,165.00 | 216,545.00 | 199,304.00 | 201,217.00 | 195,136.00 | 228,540.00 |
| 930520 | 001 | 7100 | INTERCO MGT:INSIDE GEN COUNSEL | - | - | - | - | - | - | - | - | - | - |
| | | | Total Operating Expenses | 482,916.89 | 439,717.47 | 482,929.79 | 475,393.83 | 432,136.82 | 533,457.07 | 585,882.05 | 572,823.78 | 560,251.65 | 628,578.93 |
| | | | Depreciation Expense | | | | | | | | | | |
| 403000 | 001 | 7100 | DEPRECIATION EXPENSE | 130,640.54 | 130,649.18 | 129,639.53 | 129,661.44 | 130,020.91 | 130,465.33 | 130,594.49 | 130,770.57 | 133,885.90 | 503,352.35 |
| 406100 | 001 | 7100 | AMORT OF ACQUISITION ADJUSTMENT | (14,169.06) | (14,169.05) | (14,169.06) | (14,169.06) | (14,169.07) | (14,169.05) | (14,169.06) | (14,169.06) | (14,169.06) | (14,169.06) |
| 406101 | 001 | 7100 | AMORT OF WESCO ACQ ADJ | (9.59) | (9.59) | (9.59) | (9.59) | (9.59) | (9.59) | (9.59) | (9.59) | (9.59) | (9.59) |
| 406102 | 001 | 7100 | AMORT OF CASTLE REACH ACQ ADJ | (474.67) | (474.66) | (474.67) | (474.66) | (474.67) | (474.66) | (474.67) | (474.66) | (474.65) | (474.65) |
| 406103 | 001 | 7100 | AMORT OF WHITE ROCK ACQ ADJ | (529.59) | (529.60) | (529.59) | (529.60) | (529.59) | (529.60) | (529.59) | (529.60) | (529.59) | (529.60) |
| 406104 | 001 | 7100 | AMORT OF LAMPLIGHTER ACQ ADJ | (471.32) | (471.33) | (471.32) | (471.33) | (471.32) | (471.33) | (471.32) | (471.33) | (471.32) | (471.33) |
| 406105 | 001 | 7100 | AMORT FLETCHERS CORNER ACQ ADJ | (548.34) | (548.34) | (548.34) | (548.34) | (548.34) | (548.34) | (548.34) | (548.34) | (548.34) | (548.34) |
| | | | | 114,437.97 | 114,446.61 | 113,436.96 | 113,458.86 | 113,818.33 | 114,262.76 | 114,391.92 | 114,567.99 | 117,683.35 | 487,149.78 |
| | | | Amortization Expense: CIAC | | | | | | | | | | |
| 405300 | 001 | 7000:7100 | AMORTIZATION EXPENSE: CIAC | (36,748.16) | (36,751.40) | (36,534.26) | (36,549.75) | (36,571.71) | (36,457.50) | (36,574.22) | (36,626.46) | (39,864.90) | (408,230.37) |
| | | | Amortization Expense | | | | | | | | | | |
| 407320 | 001 | 7100 | AMORT EXP - DEFERRED CHARGES | 9,983.62 | 9,979.36 | 4,361.25 | 4,361.23 | 4,361.21 | 4,361.26 | 4,361.22 | 4,361.24 | 4,361.25 | 4,361.23 |
| 407100 | 001 | 7100 | AMORT: ACQUISITION PREMIUM | 17,811.63 | 18,307.81 | 18,307.81 | 18,307.81 | 18,307.81 | 18,307.82 | 18,307.82 | 18,307.81 | 18,307.81 | 18,307.81 |
| | | | Taxes Other than Income Tax | | | | | | | | | | |
| 408110 | 001 | 7000:7100 | LOCAL PROPERTY TAXES | 105,673.21 | 105,223.21 | 105,673.21 | 105,672.88 | 105,672.88 | 97,003.14 | 102,782.96 | 102,782.96 | 102,782.97 | 102,782.96 |
| 408130 | 001 | 7000:7100 | NH BET TAXES | - | - | - | - | - | - | - | - | - | - |
| 414000 | 001 | 7100 | GAIN FROM FORGIVENESS SRF DEBT | (2,059.04) | (2,059.04) | (2,059.04) | (2,059.04) | (2,059.04) | (2,059.04) | (2,059.04) | (2,059.04) | (2,059.04) | (2,059.04) |
| | | | Income Tax | | | | | | | | | | |
| 409102 | 001 | 7100 | PROV/FED INC TAX/CURRENT | (20,706.87) | (11,515.10) | 2,032.26 | (222.47) | 16,098.53 | 74,563.24 | 62,445.09 | 43,593.75 | 18,847.12 | 103,561.97 |
| 409113 | 001 | 7100 | PROVS FOR NH BUS PRFTS TAX CUR | (8,225.91) | (4,574.44) | 807.33 | (88.38) | 6,395.22 | 29,620.65 | 24,806.65 | 17,317.85 | 7,487.11 | 41,140.55 |
| 410102 | 001 | 7100 | PROV FEDL INCOME TAX DEFERRED | - | - | - | - | - | - | - | - | - | - |
| 410113 | 001 | 7100 | PROV NH INCOME TAX DEFERRED | - | - | - | - | - | - | - | - | - | - |
| | | | | (28,932.78) | (16,089.54) | 2,839.59 | (310.85) | 22,493.75 | 104,183.89 | 87,251.74 | 60,911.60 | 26,334.23 | 144,702.52 |
| | | | Total Operating Deducts | 663,083.34 | 632,774.48 | 688,955.31 | 678,274.97 | 658,160.05 | 833,059.40 | 874,344.45 | 835,069.88 | 787,797.32 | 975,593.82 |
| | | | Net Operating Income | (21,482.36) | 14,889.37 | 6,014.27 | (4,864.59) | 94,938.22 | 317,200.54 | 306,280.78 | 186,763.94 | 124,775.10 | (196,185.47) |
| | | | Non-Operating Revenue Deductions | | | | | | | | | | |
| 421000 | 001 | 7100 | MISC NON-OPERATING INCOME(EXP) | (7,453.58) | - | - | - | - | - | - | - | - | - |
| 426001 | 001 | 7100 | MISCELLANEOUS NON-UTILITY EXP | - | - | - | - | - | - | - | - | - | - |
| 420000 | 001 | 7100 | AFUDC-INTEREST(DEBT) COMPONENT | - | - | - | - | - | - | - | - | - | - |

| | | | | | | | | | | | | | |
|------------------------------------|-----|-----------|------------------------------|--------------------|---------------------|---------------------|---------------------|---------------------|-------------------|-------------------|-------------------|-------------------|---------------------|
| 420100 | 001 | 7100 | AFUDC - EQUITY COMPONENT | - | - | - | - | - | - | - | - | - | |
| Interest Expense | | | | | | | | | | | | | |
| 427300 | 001 | 7000:7100 | INTEREST EXP: BONDS & NOTES | 58,659.61 | 57,577.25 | 424.84 | 26,133.60 | 56,612.63 | 54,168.02 | 53,616.77 | 54,295.23 | 63,841.86 | 60,256.61 |
| 427200 | 001 | 7000:7100 | LINE OF CREDIT INTEREST | 3,620.25 | 3,423.87 | 3,640.70 | 2,295.82 | 2,329.36 | 1,983.14 | 2,282.94 | 2,254.50 | 2,175.52 | 2,237.90 |
| 428000 | 001 | 7100 | AMORTIZATION OF DEBT EXPENSE | 2,087.94 | 2,087.94 | 2,087.94 | 2,087.94 | 2,087.94 | 2,087.94 | 2,087.94 | 2,087.94 | 2,204.41 | 1,674.50 |
| 419000 | 001 | 7100 | INTEREST INCOME | - | - | - | - | - | - | - | - | - | - |
| 427115 | 001 | 7100 | INTERCOMPANY INTEREST | 17,312.30 | 16,169.18 | 17,454.70 | 8,554.24 | 8,429.33 | 8,385.62 | 8,456.14 | 8,524.13 | 8,510.46 | 8,391.87 |
| 427500 | 001 | 7100 | INTEREST - OTHER | - | - | - | - | - | - | - | - | - | - |
| Total Interest | | | | 81,680.10 | 79,258.24 | 23,608.18 | 39,071.60 | 69,459.26 | 66,624.72 | 66,443.79 | 67,161.80 | 76,732.25 | 72,560.88 |
| Net Income Before Dividends | | | | (95,708.88) | (64,368.87) | (17,593.91) | (43,936.19) | 25,478.96 | 250,575.82 | 239,836.99 | 119,602.14 | 48,042.85 | (268,746.35) |
| Net Income (Or Loss) - YTD | | | | (95,708.88) | (160,077.75) | (177,671.66) | (221,607.85) | (196,128.89) | 54,446.93 | 294,283.92 | 413,886.06 | 461,928.91 | 193,182.56 |
| Net Income (Or Loss) - MTD | | | | (95,708.88) | (64,368.87) | (17,593.91) | (43,936.19) | 25,478.96 | 250,575.82 | 239,836.99 | 119,602.14 | 48,042.85 | (268,746.35) |

| 11 | 12 | | 12 |
|---------------------|---------------------|-----------------------|----|
| Nov-20 | Dec-20 | Total | |
| (15,085.88) | (15,156.74) | (182,112) | |
| (77,192.43) | (77,192.43) | (926,309) | |
| 77,192.43 | 77,192.43 | 926,309 | |
| (565,522.62) | (518,019.49) | (8,006,666) | |
| - | - | (97,444) | |
| 44,525.00 | (22,274.00) | (40,920) | |
| - | - | 97,444 | |
| - | - | - | |
| - | - | - | |
| (20,067.47) | (18,668.22) | (270,425) | |
| (107,571.08) | (107,586.76) | (1,289,588) | |
| (663,722.05) | (681,705.21) | (9,789,710.90) | |
| (2,296.00) | (2,034.00) | (15,489) | |
| 666,018.05 | 683,739.21 | 9,805,200.08 | |
| 577.85 | 1,765.15 | 21,880 | |
| 22,856.74 | 33,303.79 | 315,456 | |
| 30,441.24 | 40,510.50 | 385,163 | |
| 897.02 | 815.29 | 11,654 | |
| 3,202.67 | 5,506.67 | 41,537 | |
| 4,040.68 | 3,693.68 | 66,712 | |
| 1,762.25 | 1,479.30 | 22,127 | |
| 5,436.51 | 5,436.51 | 67,035 | |
| 253.41 | 790.58 | 3,152 | |
| 389.24 | 435.60 | 5,105 | |
| 23,930.04 | 8,737.65 | 103,837 | |
| 3,078.95 | 3,487.71 | 47,979 | |
| 2,573.06 | 2,308.46 | 35,634 | |
| 5,624.62 | 5,488.25 | 74,475 | |
| 33,415.00 | 17,625.00 | 197,463 | |
| - | - | - | |
| - | - | - | |
| 2,138.46 | 1,799.99 | 26,892 | |
| 1,133.11 | 1,309.62 | 17,468 | |
| 472.04 | 492.10 | 5,142 | |
| 658.58 | 660.74 | 5,873 | |
| 889.70 | 952.63 | 9,788 | |
| 99.28 | 123.46 | 1,611 | |
| 348.09 | 448.05 | 4,499 | |
| 3,575.38 | 3,641.15 | 39,807 | |
| 414.06 | 479.93 | 4,545 | |
| 776.71 | 759.36 | 8,641 | |
| 976.84 | 811.91 | 7,006 | |
| 454.06 | 480.12 | 5,069 | |
| 974.14 | 1,438.92 | 12,859 | |
| - | - | - | |
| 660.40 | 685.25 | 8,788 | |

| | | |
|-----------|-----------|---------|
| 131.31 | 273.90 | 1,924 |
| 358.58 | 222.62 | 3,785 |
| 720.23 | 885.32 | 7,344 |
| 824.42 | 1,533.27 | 8,880 |
| 1,016.71 | 1,196.40 | 12,719 |
| 60.56 | 66.15 | 706 |
| 51.61 | 51.61 | 562 |
| 395.71 | 382.86 | 4,631 |
| 916.43 | 1,332.76 | 15,773 |
| 149.61 | 287.48 | 2,309 |
| 247.40 | 268.54 | 3,193 |
| (57.36) | 1,491.50 | 9,484 |
| - | - | - |
| 396.06 | 521.27 | 5,858 |
| 310.66 | 191.86 | 2,203 |
| 280.77 | 353.03 | 4,050 |
| 503.60 | 1,050.97 | 10,859 |
| 526.73 | 645.24 | 7,720 |
| - | - | - |
| 294.24 | 307.78 | 5,104 |
| 137.46 | 123.00 | 2,657 |
| 351.46 | 385.29 | 3,520 |
| 557.11 | 3,993.59 | 21,002 |
| - | - | - |
| 122.95 | 285.95 | 4,354 |
| 68.28 | 463.37 | 3,798 |
| 301.56 | 499.65 | 3,483 |
| 249.27 | 429.54 | 3,766 |
| 509.35 | 553.71 | 2,474 |
| 186.89 | 269.28 | 1,840 |
| 114.72 | 1,116.12 | 7,714 |
| 272.22 | 325.15 | 4,214 |
| - | - | - |
| - | - | - |
| 295.26 | - | 474 |
| 80.38 | - | 9,350 |
| 1,501.21 | - | 5,514 |
| - | - | - |
| - | - | - |
| 1,135.76 | 1,517.70 | 22,166 |
| - | - | - |
| 78.49 | 78.49 | 917 |
| 2,383.26 | 4,255.26 | 19,205 |
| 46,371.97 | 54,267.08 | 660,735 |
| 1,746.81 | 2,762.26 | 26,290 |
| - | - | - |
| - | - | - |
| 1,000.00 | 900.00 | 8,840 |
| - | - | - |
| - | - | - |
| 87.12 | 642.58 | 2,911 |
| - | 160.80 | 421 |
| 72.86 | 151.27 | 694 |
| - | 963.40 | 963 |
| - | - | - |
| 9,178.18 | 10,572.01 | 60,448 |

| | | |
|-------------------|-------------------|---------------------|
| 59.94 | 410.06 | 994 |
| - | 137.17 | 1,546 |
| 43.95 | 167.73 | 7,760 |
| 757.15 | 3,913.05 | 24,921 |
| - | - | - |
| - | - | - |
| - | - | - |
| - | - | - |
| 1,405.28 | 1,839.12 | 17,856 |
| 14,360.60 | 2,842.60 | 46,324 |
| 3,719.22 | 2,211.56 | 29,477 |
| - | - | - |
| 246,326.11 | 252,766.72 | 2,670,930.89 |

| | | |
|------------------|------------------|-------------------|
| - | - | - |
| - | - | - |
| - | - | - |
| - | - | - |
| 5,808.19 | 3,652.15 | 47,639 |
| 1,447.45 | 362.35 | 9,640 |
| 1,073.93 | 390.52 | 3,560 |
| - | - | 154 |
| - | - | - |
| - | - | - |
| 7,061.00 | 5,623.02 | 164,420 |
| 3,108.77 | 850.88 | 48,946 |
| 15,886.28 | 504.92 | 71,628 |
| 1,406.83 | 1,930.85 | 40,643 |
| 32.97 | 39.37 | 1,415 |
| 14,919.72 | 12,610.57 | 200,209 |
| 767.44 | 168.32 | 7,789 |
| 2,010.62 | 15,157.70 | 39,389 |
| - | 22.50 | 274 |
| - | - | 5,129 |
| 118.46 | 875.07 | 21,822 |
| 8,913.60 | 3,352.97 | 81,275 |
| 62,555.26 | 45,541.19 | 743,928.98 |

| | | |
|-----------|----------|--------|
| - | - | - |
| - | - | 1,382 |
| 3,205.68 | 1,847.91 | 28,479 |
| 1,871.26 | 1,888.72 | 25,598 |
| 692.53 | 397.74 | 4,545 |
| - | - | - |
| 10,764.80 | 4,472.69 | 88,910 |
| - | 3,424.38 | 6,874 |
| - | - | 18,516 |
| 1,497.42 | 253.55 | 10,541 |

| | | |
|------------------|------------------|-------------------|
| 18,031.69 | 12,284.99 | 184,845.18 |
| 98.45 | 122.65 | 786 |
| 139.94 | 76.60 | 1,642 |
| 8.00 | 1,225.92 | 13,953 |

| | | |
|------------------|------------------|-------------------|
| 9,855.74 | 9,872.38 | 113,306 |
| 2,931.00 | 2,931.00 | 33,051 |
| 961.67 | 961.67 | 11,540 |
| 458.85 | - | 3,565 |
| - | - | - |
| - | - | 103 |
| - | - | - |
| - | - | - |
| - | - | - |
| 14,453.65 | 15,190.22 | 177,946.06 |

| | | |
|-------------------|-------------------|------------------|
| 5,747.00 | 3,970.00 | 59,920 |
| 205,175.00 | 182,655.00 | 2,421,214 |
| - | - | - |
| - | - | - |
| 552,288.71 | 512,408.12 | 6,073,940 |

NMOE
7,426,961.37 17,518

| | | |
|-------------------|-------------------|------------------|
| 138,315.42 | 164,815.01 | 1,982,811 |
| (14,169.07) | (14,169.05) | (170,029) |
| (9.59) | (9.59) | (115) |
| (474.65) | (474.65) | (5,696) |
| (529.59) | (529.60) | (6,355) |
| (471.32) | (471.33) | (5,656) |
| (548.34) | (548.34) | (6,580) |
| 122,112.86 | 148,612.45 | 1,788,380 |

(41,671.28) (52,507.02) **(835,087)**

| | | |
|-----------|-----------|----------------|
| 4,361.21 | 4,960.21 | 64,174 |
| 18,307.81 | 18,307.81 | 219,198 |

| | | |
|------------|------------|------------------|
| 82,715.29 | 63,618.85 | 1,182,385 |
| - | 3,978.00 | 3,978 |
| (2,059.04) | (2,059.04) | (24,708) |

| | | |
|--------------------|-------------------|-------------------|
| (20,975.47) | (14,344.05) | 253,378 |
| (8,332.62) | (27,077.01) | 79,277 |
| - | 277,647.00 | 277,647 |
| - | 128,035.00 | 128,035 |
| (29,308.09) | 364,260.94 | 738,337.00 |

706,747.47 **1,061,580.32** **9,391,463**

(40,729.42) **(377,841.11)** **409,759**

| | | |
|---|---|----------------|
| - | - | (7,454) |
| - | - | - |
| - | - | - |

| | | |
|---------------------|---------------------|---------------------|
| - | - | - |
| 56,908.52 | 56,314.88 | 598,810 |
| 1,842.15 | 568.17 | 28,654 |
| 1,674.50 | 1,674.50 | 23,931 |
| - | - | - |
| 8,459.03 | 8,546.11 | 127,193 |
| - | - | - |
| 68,884.20 | 67,103.66 | 778,588.68 |
| (109,613.62) | (444,944.77) | (361,375.83) |
| 83,568.94 | (361,375.83) | |
| (109,613.62) | (444,944.77) | |

| | | | | 1 | 2 | 3 | 4 | 5 | 6 | 7 | 8 | 9 |
|--|-----|------|--|----------------------|----------------------|----------------------|----------------------|----------------------|----------------------|----------------------|----------------------|----------------------|
| | | | | Jan-20 | Feb-20 | Mar-20 | Apr-20 | May-20 | Jun-20 | Jul-20 | Aug-20 | Sep-20 |
| Assets | | | | | | | | | | | | |
| Land | | | | | | | | | | | | |
| 103000 | 001 | 7000 | PROPERTY HELD FUTURE USE | 4,449.76 | 4,449.76 | 4,449.76 | 4,449.76 | 4,449.76 | 4,449.76 | 4,449.76 | 4,449.76 | 4,449.76 |
| 303100 | 001 | 7000 | LAND | 505,004.63 | 505,004.63 | 505,004.63 | 505,004.63 | 505,004.63 | 505,004.63 | 505,004.63 | 505,004.63 | 505,004.63 |
| 303240 | 001 | 7000 | EASEMENTS | 486,156.66 | 486,156.66 | 486,156.66 | 486,156.66 | 486,156.66 | 486,156.66 | 486,156.66 | 486,156.66 | 486,156.66 |
| 303250 | 001 | 7000 | EASEMENT - GAGE HILL | - | - | - | - | - | - | - | - | - |
| 303260 | 001 | 7000 | EASEMENTS: OAKWOOD | - | - | - | - | - | - | - | - | - |
| 303270 | 001 | 7000 | EASEMENTS: GILCREAST RD | - | - | - | - | - | - | - | - | - |
| 303500 | 001 | 7000 | DISTRIB RESER & STANDPIPE LAND | - | - | - | - | - | - | - | - | - |
| 303510 | 001 | 7000 | AVERY/HICKORY INTER WATER RIGHTS | 100,335.00 | 100,335.00 | 100,335.00 | 100,335.00 | 100,335.00 | 100,335.00 | 100,335.00 | 100,335.00 | 100,335.00 |
| 303520 | 001 | 7000 | LAND RIGHTS/SOURCE OF SUPPLY & PUMPING PLANT | 108,285.50 | 108,285.50 | 108,285.50 | 108,285.50 | 108,285.50 | 108,285.50 | 108,285.50 | 108,285.50 | 108,285.50 |
| 303600 | 001 | 7000 | DISTRIB SYS LAND & RIGHTS/WAY | 25,000.00 | 25,000.00 | 25,000.00 | 25,000.00 | 25,000.00 | 25,000.00 | 25,000.00 | 25,000.00 | 25,000.00 |
| | | | | 1,229,231.55 | 1,229,231.55 | 1,229,231.55 | 1,229,231.55 | 1,229,231.55 | 1,229,231.55 | 1,229,231.55 | 1,229,231.55 | 1,229,231.55 |
| Structures | | | | | | | | | | | | |
| 304000 | 001 | 7000 | STRUCTURES AND IMPROVEMENTS | - | - | - | - | - | - | - | - | - |
| 304100 | 001 | 7000 | SOURCE OF SUPPLY STRUCTURES | 3,659,390.73 | 3,659,390.73 | 3,659,390.73 | 3,659,390.73 | 3,659,390.73 | 3,659,390.73 | 3,659,390.73 | 3,659,390.73 | 3,659,390.73 |
| 304200 | 001 | 7000 | POWER & PUMPING STRUCTURES | 2,508,137.30 | 2,508,137.30 | 2,508,137.30 | 2,508,137.30 | 2,508,137.30 | 2,508,137.30 | 2,508,137.30 | 2,508,137.30 | 2,508,137.30 |
| 304210 | 001 | 7000 | STRUCTURES & IMPROVE: ROOFING | 14,695.12 | 14,695.12 | 14,695.12 | 14,695.12 | 14,695.12 | 14,695.12 | 14,695.12 | 14,695.12 | 14,695.12 |
| 304500 | 001 | 7000 | DISTRIBUTION RESERVOIRS | - | - | - | - | - | - | - | - | - |
| 304550 | 001 | 7000 | BOOSTER STATIONS | 1,265,051.46 | 1,265,051.46 | 1,265,051.46 | 1,265,051.46 | 1,265,051.46 | 1,265,051.46 | 1,265,051.46 | 1,265,051.46 | 1,522,051.46 |
| 304800 | 001 | 7000 | WTP - STRUCTURES | 51,800.53 | 51,800.53 | 51,800.53 | 51,800.53 | 51,800.53 | 51,800.53 | 51,800.53 | 51,800.53 | 51,800.53 |
| 304999 | 001 | 7000 | BUILDINGS/ACQUISITION ADJUSTMT | - | - | - | - | - | - | - | - | - |
| 306000 | 001 | 7000 | LAKE, RIVER, OTHER INTAKES | - | - | - | - | - | - | - | - | - |
| 307100 | 001 | 7000 | WELLS & SPRINGS | 2,055,630.43 | 2,055,630.43 | 2,055,630.43 | 2,055,630.43 | 2,055,630.43 | 2,055,630.43 | 2,055,630.43 | 2,055,630.43 | 2,078,069.30 |
| 307210 | 001 | 7000 | WELL PUMPING & PIPING | 309,878.99 | 309,878.99 | 309,878.99 | 309,878.99 | 309,878.99 | 309,878.99 | 309,878.99 | 314,443.65 | 307,942.55 |
| 309200 | 001 | 7000 | SUPPLY MAINS:S/S PUMPING PLANT | 562,249.21 | 562,249.21 | 562,249.21 | 562,249.21 | 562,249.21 | 562,000.70 | 562,000.70 | 562,000.70 | 572,000.70 |
| | | | | 10,426,833.77 | 10,426,833.77 | 10,426,833.77 | 10,426,833.77 | 10,426,833.77 | 10,426,585.26 | 10,426,585.26 | 10,431,149.92 | 10,714,087.69 |
| Equipment | | | | | | | | | | | | |
| 310000 | 001 | 7000 | POWER GENERATION EQUIPMENT | 759,921.19 | 759,921.19 | 759,921.19 | 759,921.19 | 759,921.19 | 759,921.19 | 759,921.19 | 759,921.19 | 824,921.19 |
| 311200 | 001 | 7000 | ELECTRIC PUMPING EQUIPMENT | 1,655,519.00 | 1,655,519.00 | 1,655,519.00 | 1,657,676.91 | 1,657,676.91 | 1,657,676.91 | 1,659,238.57 | 1,659,238.57 | 1,790,113.56 |
| 311210 | 001 | 7000 | PUMPING EQUIPMENT: PUMPS | 319,973.11 | 321,600.01 | 321,600.01 | 324,778.49 | 324,778.49 | 330,786.29 | 330,786.29 | 334,861.19 | 330,330.97 |
| 311220 | 001 | 7000 | PUMPING EQUIPMENT: METERS | 18,636.91 | 18,636.91 | 18,636.91 | 18,636.91 | 18,636.91 | 18,636.91 | 18,636.91 | 18,636.91 | 18,636.91 |
| 311230 | 001 | 7000 | ELECTRIC PUMPING EQUIPMENT-CHEMICAL PUMPS | 25,206.24 | 25,206.24 | 25,206.24 | 25,206.24 | 25,206.24 | 25,206.24 | 25,206.24 | 25,206.24 | 25,206.24 |
| 311600 | 001 | 7000 | OTHER POWER PUMPING EQUIPMENT | 4,175.71 | 4,175.71 | 4,175.71 | 4,175.71 | 4,175.71 | 4,175.71 | 4,175.71 | 4,175.71 | 4,175.71 |
| 320000 | 001 | 7000 | PURIFICATION SYSTEM EQUIPMENT | 834,158.36 | 834,158.36 | 834,158.36 | 834,158.36 | 834,158.36 | 834,158.36 | 834,158.36 | 834,158.36 | 834,158.36 |
| 320100 | 001 | 7000 | OTHER PRODUCTION EQUIPMENT | - | - | - | - | - | - | - | - | - |
| 320200 | 001 | 7000 | WATER TREATMENT EQUIPMENT | 469,778.30 | 469,778.30 | 469,778.30 | 469,778.30 | 469,778.30 | 469,778.30 | 469,778.30 | 469,778.30 | 522,278.30 |
| 320310 | 001 | 7000 | WTP EQUIPMENT-FILTER MEDIA | 17,123.56 | 17,123.56 | 17,123.56 | 17,123.56 | 17,123.56 | 17,123.56 | 17,123.56 | 17,123.56 | 17,123.56 |
| | | | | 4,104,492.38 | 4,106,119.28 | 4,106,119.28 | 4,111,455.67 | 4,111,455.67 | 4,117,463.47 | 4,119,025.13 | 4,123,100.03 | 4,366,944.80 |
| Transmission & Distribution | | | | | | | | | | | | |
| 330000 | 001 | 7000 | DISTRIBUTION RES & STANDPIPES | 1,992,420.41 | 1,992,420.41 | 1,992,420.41 | 1,992,420.41 | 1,992,420.41 | 1,992,420.41 | 1,992,420.41 | 1,992,420.41 | 2,052,420.41 |
| 331001 | 001 | 7000 | PAVEMENTS - TRANS MAINS | 91,034.18 | 91,034.18 | 91,034.18 | 91,034.18 | 161,484.18 | 260,649.02 | 260,649.02 | 260,649.02 | 260,649.02 |
| 331002 | 001 | 7000 | PAVEMENTS - DIST MAINS | 1,346,584.68 | 1,346,584.68 | 1,346,584.68 | 1,346,584.68 | 1,346,584.68 | 1,346,584.68 | 1,346,584.68 | 1,346,584.68 | 1,354,366.35 |
| 331003 | 001 | 7000 | PAVEMENTS-GATE VALVES | 5,826.93 | 5,826.93 | 5,826.93 | 5,826.93 | 5,826.93 | 5,826.93 | 5,826.93 | 5,826.93 | 5,826.93 |
| 331006 | 001 | 7000 | PAVING: CIAC - MAINS | - | - | - | - | - | - | - | - | - |
| 331100 | 001 | 7000 | MAINS: 6" & LARGER | 17,698,527.56 | 17,698,527.56 | 17,698,527.56 | 17,698,527.56 | 17,698,527.56 | 17,696,888.47 | 17,696,888.47 | 17,696,888.47 | 17,915,313.08 |
| 331101 | 001 | 7000 | MAINS: 4" & UNDER | 2,670,226.65 | 2,670,226.65 | 2,670,226.65 | 2,670,226.65 | 2,733,896.39 | 2,771,318.57 | 2,771,318.57 | 2,799,820.40 | 2,799,820.40 |
| 331102 | 001 | 7000 | MAINS: UNKNOWN SIZE | 5,161,268.54 | 5,161,268.54 | 5,161,268.54 | 5,161,268.54 | 5,161,268.54 | 5,161,268.54 | 5,161,268.54 | 5,161,268.54 | 5,161,268.54 |
| 331150 | 001 | 7000 | MAINS: CIAC - 6" & LARGER | 10,240,438.54 | 10,240,438.54 | 10,240,438.54 | 10,240,438.54 | 10,240,438.54 | 10,240,438.54 | 10,240,438.54 | 10,240,438.54 | 10,240,438.54 |
| 331151 | 001 | 7000 | MAINS: CIAC - 4" & UNDER | 924,639.69 | 924,639.69 | 924,639.69 | 924,639.69 | 924,639.69 | 924,639.69 | 924,639.69 | 924,639.69 | 924,639.69 |
| 331152 | 001 | 7000 | MAINS: CIAC - UNKNOWN SIZE | 622,095.25 | 622,095.25 | 622,095.25 | 622,095.25 | 622,095.25 | 622,095.25 | 622,095.25 | 622,095.25 | 622,095.25 |

| | | | | | | | | | | | | |
|--------|-----|------|--------------------------------------|------------------------|------------------------|------------------------|------------------------|------------------------|------------------------|------------------------|------------------------|------------------------|
| 108000 | 001 | 7000 | ACCUMULATED DEPRECIATION | (18,991,434.77) | (19,122,083.95) | (19,251,723.48) | (19,379,943.14) | (19,509,964.05) | (19,639,434.50) | (19,770,028.96) | (19,900,799.53) | (20,017,775.38) |
| 108001 | 001 | 7000 | ACCUM DEPREC: COST OF REMOVAL | 1,464,601.34 | 1,464,890.50 | 1,464,990.89 | 1,465,815.96 | 1,474,574.28 | 1,480,481.29 | 1,480,753.15 | 1,484,897.03 | 1,516,211.24 |
| 108002 | 001 | 7000 | ACCUMULATED DEPRECIATION: LOSS | 1,793,536.68 | 1,793,536.68 | 1,793,536.68 | 1,794,533.17 | 1,794,533.17 | 1,795,737.08 | 1,795,737.05 | 1,795,737.05 | 1,819,326.81 |
| 108999 | 001 | 7000 | ACCUM DEPREC: ACQUIS ADJUSTMNT | - | - | - | - | - | - | - | - | - |
| | | | | (15,733,296.75) | (15,863,656.77) | (15,993,195.91) | (16,119,594.01) | (16,240,856.60) | (16,363,216.13) | (16,493,538.76) | (16,620,165.45) | (16,682,237.33) |
| | | | Net Plant in Service | 54,964,016.91 | 54,859,420.14 | 54,757,932.29 | 54,686,873.10 | 54,741,384.75 | 54,781,514.85 | 54,680,066.14 | 54,650,321.51 | 55,515,795.07 |
| | | | Construction Work in Progress | | | | | | | | | |
| 105222 | 001 | 7000 | CWIP: CONTRACTOR CLEARING | 492,836.74 | 510,819.43 | 545,853.96 | 615,388.56 | 626,959.33 | 641,592.20 | 653,959.25 | 926,915.22 | 615,409.28 |
| 105444 | 001 | 7000 | CWIP: CONTRACTOR CLEARING | 262,499.39 | 285,235.39 | 321,154.89 | 879,119.05 | 986,944.17 | 994,406.35 | 1,075,966.94 | 1,243,796.79 | 1,585,740.68 |
| | | | | 55,719,353.04 | 55,655,474.96 | 55,624,941.14 | 56,181,380.71 | 56,355,288.25 | 56,417,513.40 | 56,409,992.33 | 56,821,033.52 | 57,716,945.03 |
| | | | Current Assets | | | | | | | | | |
| | | | Cash | | | | | | | | | |
| 131120 | 001 | 7000 | CASH: BANK OF AMERICA OPERATNG | - | - | - | - | - | - | - | - | - |
| 131110 | 001 | 7000 | CASH: PETTY CASH PAC | 900.00 | 900.00 | 900.00 | 900.00 | 900.00 | 900.00 | 900.00 | 900.00 | 900.00 |
| 131350 | 001 | 7000 | RESTRICTED CASH - TD BANK - RSF | 58,873.19 | (10,065.72) | 42,310.70 | 38,448.36 | 43,145.95 | 91,306.00 | 142,924.12 | 176,447.72 | 198,368.09 |
| 131375 | 001 | 7000 | DSRR 1.0 RSF | 91,987.94 | 72,961.03 | 67,632.48 | 61,952.84 | 745.94 | (16,877.18) | 65,680.46 | 121,586.53 | 98,583.79 |
| 131380 | 001 | 7000 | MOERR RSF | (151,505.93) | (398,541.83) | (506,870.38) | (624,369.41) | (697,495.08) | (502,915.40) | (400,716.47) | (379,580.51) | (426,272.60) |
| 131385 | 001 | 7000 | MOERR | 729,760.88 | 241,950.75 | 1,687,714.69 | 1,173,584.98 | 663,148.83 | 384,093.70 | 880,996.60 | 1,185,957.11 | 575,207.79 |
| 131390 | 001 | 7000 | DSRR 1.0 | 137,089.70 | 124,962.41 | 136,118.84 | 135,689.54 | 147,722.22 | 93,573.91 | 143,223.99 | 182,845.77 | 399,963.90 |
| 131395 | 001 | 7000 | DSRR 0.1 | 106,340.79 | 25,789.38 | 126,607.81 | 137,391.13 | 149,433.20 | 167,866.51 | 186,808.33 | 203,089.32 | 217,664.04 |
| 133100 | 001 | 7000 | OTHER SPECIAL DEPOSITS | 39,170.00 | 39,170.00 | 39,170.00 | 39,170.00 | 39,170.00 | 39,170.00 | 39,170.00 | 39,170.00 | 39,170.00 |
| | | | Accounts Receivable, Net | | | | | | | | | |
| 141000 | 001 | 7000 | A/R: BILLED WATER REVENUE | 427,851.94 | 600,135.93 | 435,027.22 | 436,408.90 | 655,649.61 | 661,776.95 | 634,255.76 | 857,408.50 | 683,043.97 |
| 141400 | 001 | 7000 | A/R: MISCELLANEOUS | 63,045.67 | 63,912.05 | 63,947.62 | 64,021.37 | 64,021.37 | 64,205.76 | (34,614.16) | 13,145.28 | 18,935.47 |
| 143901 | 001 | 7000 | ALLOWANCE FOR DOUBTFUL ACCTS | (2,000.00) | (2,000.00) | (2,000.00) | (2,000.00) | (2,000.00) | (2,000.00) | (2,000.00) | (2,000.00) | (2,000.00) |
| 143902 | 001 | 7000 | ALLOW DOUBTFUL ACCT: NON-WATER | - | - | - | - | - | - | - | - | - |
| | | | | 488,897.61 | 662,047.98 | 496,974.84 | 498,430.27 | 717,670.98 | 723,982.71 | 597,641.60 | 868,553.78 | 699,979.44 |
| 173150 | 001 | 7000 | A/R: UNBILLED WATER REVENUE | 656,771.00 | 528,161.00 | 572,268.00 | 600,384.00 | 596,089.00 | 866,535.00 | 1,003,914.00 | 873,945.00 | 831,090.00 |
| 173153 | 001 | 7000 | AR UNBIL REV:CAP RECOV RECOUP | - | - | - | - | - | - | - | - | - |
| 173200 | 001 | 7000 | A/R:UNBILLED WATER REV-RECOUP | - | - | - | - | - | - | - | - | - |
| 173300 | 001 | 7000 | A/R:UNBILLED WATER REV-RECOUP 2017 | 46,476.32 | 323.14 | 285.35 | 285.35 | 285.35 | 285.35 | 285.35 | 285.35 | 285.35 |
| | | | | 703,247.32 | 528,484.14 | 572,553.35 | 600,669.35 | 596,374.35 | 866,820.35 | 1,004,199.35 | 874,230.35 | 831,375.35 |
| | | | Inventory & Supplies | | | | | | | | | |
| 151000 | 001 | 7000 | INVENTORY | - | - | - | - | - | - | - | - | - |
| 151101 | 001 | 7000 | INVENTORY: METERS - PEU | - | - | - | - | - | - | - | - | - |
| 151400 | 001 | 7000 | INVENTORY: CHEMICALS | - | - | - | - | - | - | - | - | - |
| | | | Prepaid Expenses & Other | | | | | | | | | |
| 162100 | 001 | 7000 | PREPAID INSURANCE | 18,440.02 | 19,567.06 | 10,376.11 | 20,769.32 | 22,523.59 | 24,577.86 | 26,332.01 | 28,094.61 | 30,048.88 |
| 162300 | 001 | 7000 | PREPAID PROPERTY TAXES | - | - | - | - | - | - | - | 53,127.00 | - |
| 162700 | 001 | 7000 | PREPAID EXPENSES | 11,717.97 | 8,438.97 | 5,999.97 | 21,912.97 | 17,758.97 | 14,760.00 | 13,728.33 | 13,046.66 | 12,784.99 |
| 163310 | 001 | 7000 | PREPAID PROPERTY TAXES | 175,927.75 | 87,963.87 | - | - | - | 255,221.89 | 170,147.93 | 85,073.97 | - |
| 184100 | 001 | 7000 | CLEARING ACCOUNT | (31,547.54) | (31,547.54) | (31,547.54) | (31,547.54) | (31,547.54) | (31,547.54) | (31,547.54) | (34,781.61) | (34,781.61) |
| | | | | 174,538.20 | 84,422.36 | (15,171.46) | 11,134.75 | 8,735.02 | 263,012.21 | 178,660.73 | 144,560.63 | 8,052.26 |
| | | | Total Current Assets | 2,379,299.70 | 1,372,080.50 | 2,647,940.87 | 2,073,001.81 | 1,669,551.41 | 2,110,932.81 | 2,839,488.71 | 3,417,760.70 | 2,642,992.06 |
| | | | Other Assets | | | | | | | | | |
| | | | Abandoned Property | | | | | | | | | |
| 182200 | 001 | 7000 | ABANDONED 8" MAIN -RANGE RD | - | - | - | - | - | - | - | - | - |

| | | | | | | | | | | | | |
|---------------------------------|-----|------|---|----------------------|----------------------|----------------------|----------------------|----------------------|----------------------|----------------------|----------------------|----------------------|
| 182400 | 001 | 7000 | ABAND PUMP STA: SPRINGWOOD HLS | - | - | - | - | - | - | - | - | - |
| Other Deferred Charges | | | | | | | | | | | | |
| 186000 | 001 | 7000 | PHASE II & V WAIVER - NC | - | - | - | - | - | - | - | - | - |
| 186100 | 001 | 7000 | ACQUISITION PREMIUM - MARA | 7,349,021.66 | 7,330,713.85 | 7,312,406.04 | 7,294,098.23 | 7,275,790.42 | 7,257,482.60 | 7,239,174.78 | 7,220,866.97 | 7,202,559.16 |
| 186130 | 001 | 7000 | SERGEANT WOODS-NEWTON, NH | - | - | - | - | - | - | - | - | - |
| 186175 | 001 | 7000 | CROSS CONNECTION SURVEY-PEU | - | - | - | - | - | - | - | - | - |
| 186195 | 001 | 7000 | SPRUCE POND-WINDHAM NH-ACQUIST | - | - | - | - | - | - | - | - | - |
| 186200 | 001 | 7000 | CLEAN/DISPOSE OF TANK SLUDGE | - | - | - | - | - | - | - | - | - |
| 186205 | 001 | 7000 | PELHAM WATER SUPPLY STUDY | - | - | - | - | - | - | - | - | - |
| 186210 | 001 | 7000 | LAKES REGION WATER CO-ACQUISIT | - | - | - | - | - | - | - | - | - |
| 186215 | 001 | 7000 | WINNISQUAM VILLAGE CONDO'S | - | - | - | - | - | - | - | - | - |
| 186220 | 001 | 7000 | DANIELS LAKE ACQ - WEARE, NH | - | - | - | - | - | - | - | - | - |
| 186230 | 001 | 7000 | FREEDOM VILLAGE ACQUISITION | - | - | - | - | - | - | - | - | - |
| 186240 | 001 | 7000 | SARBANES-OXLEY | - | - | - | - | - | - | - | - | - |
| 186250 | 001 | 7000 | BIRCH HILL GIARDIA SUIT | - | - | - | - | - | - | - | - | - |
| 186260 | 001 | 7000 | NORTH CONWAY LAND SALE | - | - | - | - | - | - | - | - | - |
| 186265 | 001 | 7000 | ABATEMENT | 6,837.59 | 6,837.59 | 6,837.59 | 6,837.59 | 6,837.59 | 6,837.59 | 6,837.59 | 6,837.59 | 6,837.59 |
| 186266 | 001 | 7000 | ABATEMENT | 5,618.13 | - | - | - | - | - | - | - | - |
| 186267 | 001 | 7000 | LITCHFIELD WHOLESALE WATER SUPPLY CONTRACT FEES | 4,634.59 | 4,613.62 | 4,592.65 | 4,571.68 | 4,550.71 | 4,529.74 | 4,508.77 | 4,487.80 | 4,466.83 |
| 186270 | 001 | 7000 | LONDONDRY VULNERABILITY STUDY | - | - | - | - | - | - | - | - | - |
| 186280 | 001 | 7000 | LITCHFIELD VULNERABILITY STUDY | - | - | - | - | - | - | - | - | - |
| 186280 | 001 | 7000 | GRANT AVAILABILITY STUDY - NC | - | - | - | - | - | - | - | - | - |
| 186300 | 001 | 7000 | WINDHAM WATER SUPPLY STUDY | - | - | - | - | - | - | - | - | - |
| 186310 | 001 | 7000 | W&E WATER SYSTEM SUPPLY STUDY | - | - | - | - | - | - | - | - | - |
| 186325 | 001 | 7000 | BEAVER HOLLOW TANK CLEANING | - | - | - | - | - | - | - | - | - |
| 186360 | 001 | 7000 | W&E WATER SUPPLY STUDY | 1,586.97 | 1,564.31 | 1,541.65 | 1,518.99 | 1,496.33 | 1,473.67 | 1,451.01 | 1,428.35 | 1,405.69 |
| 186370 | 001 | 7000 | LOCKE LAKE WELL/GROUNDWATER STUDY | 19,981.12 | 19,781.18 | 19,581.24 | 19,381.29 | 19,181.34 | 18,981.40 | 18,781.46 | 18,581.51 | 18,381.57 |
| 186375 | 001 | 7000 | AIRSTRIIP STATION UPGRADE STUDY | - | - | - | - | - | - | - | - | - |
| 186380 | 001 | 7000 | RATE CASE EXPENSE: 2007 | - | - | - | - | - | - | - | - | - |
| 186400 | 001 | 7000 | RATE CASE EXP: NORTH COUNTRY | (19.00) | (19.00) | (19.00) | (19.00) | (19.00) | (19.00) | (19.00) | (19.00) | (19.00) |
| 186410 | 001 | 7000 | RATE CASE EXPENSE: 2012 | - | - | - | - | - | - | - | - | - |
| 186415 | 001 | 7000 | RATE CASE EXPENSE: 2017 | 5,143.49 | 855.38 | 846.26 | 843.41 | 841.70 | 840.56 | 839.99 | 839.99 | 839.99 |
| 186416 | 001 | 7000 | RATE CASE EXPENSE: 2019 | - | - | - | - | - | - | - | - | 4,777.50 |
| 186420 | 001 | 7000 | LOCKE LAKE LEAK DETECTION | - | - | - | - | - | - | - | - | - |
| 186500 | 001 | 7000 | MANCHESTER SRCE DEV CHARGE:LY | 414,435.22 | 411,133.32 | 407,831.39 | 404,529.48 | 401,227.58 | 397,925.65 | 394,623.73 | 391,321.83 | 388,019.90 |
| 186510 | 001 | 7000 | MSCD: MAPLE HILLS - DERRY | 26,462.25 | 26,186.49 | 25,910.73 | 25,634.97 | 25,359.21 | 25,083.45 | 24,807.69 | 24,531.93 | 24,256.17 |
| 186675 | 001 | 7000 | WEB SITE UPGRADE 2006 | - | - | - | - | - | - | - | - | - |
| 186680 | 001 | 7000 | WEB-SITE UPGRADE 2011 | - | - | - | - | - | - | - | - | - |
| 186700 | 001 | 7000 | N CONWAY WATER INTERCONNECT | 48,017.14 | 47,516.75 | 47,016.36 | 46,515.97 | 46,015.58 | 45,515.19 | 45,014.80 | 44,514.41 | 44,014.02 |
| 186701 | 001 | 7000 | N CONWAY WATER PREC-BUY IN FEE | 1,062.41 | 1,051.34 | 1,040.28 | 1,029.21 | 1,018.15 | 1,007.08 | 996.02 | 984.95 | 973.89 |
| 186710 | 001 | 7000 | SKYVIEW ESTATES - PELHAM | 3,308.80 | 3,308.80 | 3,308.80 | 3,308.80 | 3,308.80 | 3,308.80 | 3,308.80 | 3,308.80 | 3,308.80 |
| 186720 | 001 | 7000 | BOW HIGHLANDS, BOW NH-ACQUISIT | 2,368.14 | 2,339.60 | 2,311.06 | 2,282.54 | 2,254.02 | 2,225.48 | 2,196.96 | 2,168.42 | 2,139.88 |
| 186730 | 001 | 7000 | CO-BANK DEFERRED PATRONAGE | 151,206.15 | 151,206.15 | 151,206.15 | 181,781.09 | 181,781.09 | 181,781.09 | 181,781.09 | 181,781.09 | 181,781.09 |
| 186750 | 001 | 7000 | CO-BANK DEFERRED PATRONAGE | - | - | - | - | - | - | - | - | - |
| | | | | 8,039,664.66 | 8,007,089.38 | 7,984,411.20 | 7,992,314.25 | 7,969,643.52 | 7,946,973.30 | 7,924,303.69 | 7,901,634.64 | 7,883,743.08 |
| 188100 | 001 | 7000 | ACQUISITION PREMIUM - MARA | - | - | - | - | - | - | - | - | - |
| Unamortized Debt Expense | | | | | | | | | | | | |
| 181000 | 001 | 7000 | UNAMORTIZED DEBT EXPENSE | 234,892.21 | 232,804.27 | 230,716.33 | 228,628.39 | 226,540.45 | 225,740.51 | 223,652.57 | 221,564.63 | 219,528.22 |
| Total Other Assets | | | | 8,274,556.87 | 8,239,893.65 | 8,215,127.53 | 8,220,942.64 | 8,196,183.97 | 8,172,713.81 | 8,147,956.26 | 8,123,199.27 | 8,103,271.30 |
| Total Assets | | | | 66,373,209.61 | 65,267,449.11 | 66,488,009.54 | 66,475,325.16 | 66,221,023.63 | 66,701,160.02 | 67,397,437.30 | 68,361,993.49 | 68,463,208.39 |

Equity and Liabilities

Shareholder's Equity

| | | | | | | | | | | | |
|--------|-----|------|---|------------------------|------------------------|------------------------|------------------------|------------------------|------------------------|------------------------|------------------------|
| 201100 | 001 | 7000 | COMMON STOCK | (100.00) | (100.00) | (100.00) | (100.00) | (100.00) | (100.00) | (100.00) | (100.00) |
| 211000 | 001 | 7000 | ADDITIONAL PAID IN CAPITAL | (11,428,200.68) | (10,917,251.07) | (10,917,251.07) | (10,917,251.07) | (10,917,251.07) | (10,917,251.07) | (10,917,251.07) | (10,917,251.07) |
| 438000 | 001 | 7000 | DIVIDENDS: COMMON STOCK | - | - | - | - | - | - | - | - |
| 219000 | 001 | 7000 | OTHER COMPREHENSIVE INCOME | 249,963.60 | 281,728.20 | 312,422.40 | 320,128.80 | 322,941.60 | 314,991.00 | 323,509.80 | 298,728.60 |
| | | | | (11,178,337.08) | (10,635,622.87) | (10,604,928.67) | (10,597,222.27) | (10,594,409.47) | (10,602,360.07) | (10,593,841.27) | (10,603,530.07) |
| 215500 | 001 | 7000 | RETAINED EARNINGS BEG - PEU | 2,156,261.69 | 2,156,261.69 | 2,156,261.69 | 2,156,261.69 | 2,156,261.69 | 2,156,261.69 | 2,156,261.69 | 2,156,261.69 |
| | | | Net Profit or Loss | 95,708.88 | 160,077.75 | 177,671.66 | 221,607.85 | 196,128.89 | (54,446.93) | (294,283.92) | (413,886.06) |
| | | | Total Equity | (8,926,366.51) | (8,319,283.43) | (8,270,995.32) | (8,219,352.73) | (8,242,018.89) | (8,500,545.31) | (8,731,863.50) | (8,861,154.44) |
| 221000 | 001 | 7000 | LONG TERM DEBT: BONDS & NOTES | - | - | - | - | - | - | - | - |
| 221002 | 001 | 7000 | LTD - SRF LOAN: GREEN HILLS | (66,893.75) | (65,450.00) | (64,006.25) | (62,562.50) | (61,118.75) | (59,675.00) | (58,231.25) | (56,787.50) |
| 221003 | 001 | 7000 | LTD-SRF LOAN PELHAM TANK PROJ | (209,068.13) | (206,412.64) | (203,749.43) | (201,078.48) | (198,399.77) | (195,713.28) | (193,018.97) | (190,316.83) |
| 221004 | 001 | 7000 | LTD-SRF LOAN: MAPLE HILLS | (321,295.00) | (318,800.00) | (316,299.00) | (313,792.00) | (311,278.00) | (308,758.00) | (306,232.00) | (303,700.00) |
| 221005 | 001 | 7000 | LTD - SRF LOAN/BIRCH HILL | (1,100,899.06) | (1,093,665.88) | (1,086,415.44) | (1,079,147.69) | (1,071,862.60) | (1,064,560.12) | (1,057,240.21) | (1,049,902.83) |
| 221006 | 001 | 7000 | LTD - SRF LOAN/LOCKE LAKE | (99,690.38) | (98,656.38) | (97,622.38) | (96,588.38) | (95,554.38) | (94,520.38) | (93,486.38) | (92,452.38) |
| 221007 | 001 | 7000 | LTD - SRF LOAN/LOCKE LAKE 2011 | (139,992.74) | (139,379.12) | (138,761.41) | (138,139.62) | (137,513.73) | (136,883.73) | (136,249.61) | (135,611.35) |
| 221008 | 001 | 7000 | LTD/SRF LOAN: LIBERTY TREE | (218,789.00) | (218,019.00) | (217,243.00) | (216,462.00) | (215,676.00) | (214,884.00) | (214,087.00) | (213,284.00) |
| 221009 | 001 | 7000 | LTD/SRF LOAN: LOCKE LAKE 2012 | (280,878.87) | (279,352.79) | (277,823.25) | (276,290.24) | (274,753.75) | (273,213.78) | (271,670.33) | (270,123.37) |
| 221010 | 001 | 7000 | LTD: COBANK 4.5M LOAN | (2,495,449.72) | (2,493,259.88) | (2,438,833.07) | (2,438,833.07) | (2,436,844.86) | (2,382,195.25) | (2,382,195.25) | (2,380,189.26) |
| 221011 | 001 | 7000 | LTD: COBANK 1.7M LOAN | (1,212,807.37) | (1,206,440.60) | (1,199,690.04) | (1,193,282.38) | (1,186,734.75) | (1,180,286.70) | (1,173,699.87) | (1,167,211.19) |
| 221012 | 001 | 7000 | LTD: COBANK 925K LOAN | (663,565.46) | (660,235.31) | (656,659.14) | (653,303.71) | (649,858.88) | (646,478.57) | (643,009.56) | (639,604.18) |
| 221013 | 001 | 7000 | LTD: LOCKE LAKE 2012-PHASE2 | (309,227.49) | (307,765.67) | (306,300.53) | (304,832.07) | (303,360.28) | (301,885.16) | (300,406.69) | (298,924.87) |
| 221014 | 001 | 7000 | LTD: LOCKE LAKE-WINWOOD & MONROE | (315,701.22) | (314,325.68) | (312,947.03) | (311,565.25) | (310,180.34) | (308,792.29) | (307,401.09) | (306,006.74) |
| 221015 | 001 | 7000 | LTD: SRF LOAN/HICKORY & AVERY | (340,015.85) | (338,491.79) | (336,964.41) | (335,433.71) | (333,899.67) | (332,362.28) | (330,821.54) | (329,277.44) |
| 221016 | 001 | 7000 | LTD: SRF LOAN/W&E MAIN REPLACEMENT | (835,799.75) | (832,150.99) | (828,494.28) | (824,829.59) | (821,156.92) | (817,476.24) | (813,787.54) | (810,090.79) |
| 221017 | 001 | 7000 | LTD: SRF LOAN-HARDWOOD TREATMENT | (464,601.55) | (462,534.51) | (460,463.23) | (458,387.69) | (456,307.89) | (454,223.81) | (452,135.45) | (450,042.81) |
| 221018 | 001 | 7000 | LTD: COBANK 625K LOAN | (539,785.87) | (538,419.54) | (536,827.59) | (535,448.77) | (533,991.26) | (532,600.48) | (531,131.34) | (529,728.49) |
| 221019 | 001 | 7000 | LTD: SRF/LOCKE LAKE-WINWOOD & MONROE PHASE II | (330,646.70) | (329,212.70) | (327,775.70) | (326,335.70) | (324,892.70) | (323,447.70) | (321,999.70) | (320,548.70) |
| 221020 | 001 | 7000 | LTD: COBANK 1.25M PORTION OF 2.2M LOAN | (1,125,033.46) | (1,122,323.14) | (1,119,210.21) | (1,116,478.83) | (1,113,607.32) | (1,110,855.68) | (1,107,964.48) | (1,105,192.43) |
| 221021 | 001 | 7000 | LTD: SRF/LOCKE LAKE-VARNEY ROAD | (1,286,554.13) | (1,281,109.73) | (1,275,656.44) | (1,270,194.24) | (1,264,723.12) | (1,259,243.06) | (1,253,754.05) | (1,248,256.08) |
| 221022 | 001 | 7000 | LTD: COBANK 950K PORTION OF 2.2M LOAN | (862,430.89) | (860,519.62) | (858,254.05) | (856,325.41) | (854,273.86) | (852,328.67) | (850,261.03) | (848,299.15) |
| 221023 | 001 | 7000 | LTD: SRF/BRADY AVE | (489,032.02) | (488,056.51) | (487,078.75) | (486,098.73) | (485,116.45) | (484,131.91) | (483,145.11) | (482,156.03) |
| 221024 | 001 | 7000 | LTD: SRF/MERRIMACK RIVER CROSSING | (2,259,180.54) | (2,250,774.74) | (2,242,355.22) | (2,233,921.94) | (2,225,474.89) | (2,217,014.04) | (2,208,539.37) | (2,200,050.86) |
| 221025 | 001 | 7000 | LTD: COBANK 350K LOAN | (331,188.22) | (330,577.46) | (329,817.07) | (329,200.02) | (328,531.40) | (327,908.45) | (327,234.09) | (326,605.18) |
| 221026 | 001 | 7000 | LTD: SRF/HILLCREST ROAD | (227,845.25) | (226,997.50) | (226,148.36) | (225,297.84) | (224,445.93) | (223,592.63) | (222,737.93) | (221,881.84) |
| 221027 | 001 | 7000 | LTD: SRF/LOCKE LAKE GEORGETOWN MAIN | (958,332.63) | (958,332.63) | (958,332.63) | (958,332.63) | (958,332.63) | (1,283,426.34) | (1,283,426.34) | (1,283,426.34) |
| 221028 | 001 | 7000 | LTD: SRF/LOCKE LAKE AIRSTRIP WELL INTERCONN | (16,999.40) | (16,999.40) | (16,999.40) | (16,999.40) | (458,309.20) | (465,967.70) | (465,967.70) | (547,188.70) |
| 221029 | 001 | 7000 | LTD: SRF/LOCKE LAKE SURFACE WATER SUPPLY | (276,560.38) | (276,560.38) | (276,560.38) | (276,560.38) | (276,560.38) | (372,980.96) | (372,980.96) | (441,615.77) |
| 221030 | 001 | 7000 | LTD: COBANK 1.153M LOAN T9 | (1,116,397.42) | (1,114,235.65) | (1,111,887.13) | (1,109,807.25) | (1,107,581.32) | (1,104,959.91) | (1,102,718.20) | (1,100,508.10) |
| 221031 | 001 | 7000 | LTD: COBANK LOAN T10 | - | - | - | - | - | - | - | - |
| 221052 | 001 | 7000 | FORGIVABLE DEBT: GREEN HILLS | (21,300.48) | (20,817.22) | (20,333.96) | (19,850.70) | (19,367.44) | (18,884.18) | (18,400.92) | (17,917.66) |
| 221056 | 001 | 7000 | FORGIVABLE DEBT: LOCKE LAKE | (34,778.52) | (34,465.20) | (34,151.88) | (33,838.56) | (33,525.24) | (33,211.92) | (32,898.60) | (32,585.28) |
| 221057 | 001 | 7000 | FORGIVABLE DEBT:LOCKE LKE 2011 | (73,807.72) | (73,305.63) | (72,803.54) | (72,301.45) | (71,799.36) | (71,297.27) | (70,795.18) | (70,293.09) |
| 221058 | 001 | 7000 | FORGIVABLE DEBT:LIBERTY TREE | (98,996.10) | (98,410.33) | (97,824.56) | (97,238.79) | (96,653.02) | (96,067.25) | (95,481.48) | (94,895.71) |
| 221059 | 001 | 7000 | FORGIVABLE LTD:LOCKE LAKE 2012 | - | - | - | - | - | - | - | - |
| 221060 | 001 | 7000 | FORGIVABLE LTD: BRADY AVE | (59,539.17) | (59,364.57) | (59,189.97) | (59,015.37) | (58,840.77) | (58,666.17) | (58,491.57) | (58,316.97) |

| | | | | | | | | | | | | |
|--------|-----|------|---------------------------------------|------------------------|------------------------|------------------------|------------------------|------------------------|------------------------|------------------------|------------------------|------------------------|
| 235250 | 001 | 7000 | HARDSHIP CASES: CREDITS | - | - | - | - | - | - | - | - | - |
| 223202 | 001 | 7000 | NOTE PAYABLE: PCP-2015 3M LOAN | - | - | - | - | - | - | - | - | - |
| 223203 | 001 | 7000 | NOTE PAYABLE: PCP-2015 1M LOAN | - | - | - | - | - | - | - | - | - |
| 223212 | 001 | 7000 | CURR PORT LTD: 3M PCP NP | - | - | - | - | - | - | - | - | - |
| 223213 | 001 | 7000 | CURR PORT LTD: 1M PCP NP | - | - | - | - | - | - | - | - | - |
| 223206 | 001 | 7000 | NOTE PAYABLE- PCP 2018 1.7M LOAN | (1,607,407.52) | (1,604,335.45) | (1,601,255.19) | (1,598,166.71) | (1,595,070.00) | (1,591,965.03) | (1,588,851.78) | (1,585,730.23) | (1,582,600.35) |
| 223207 | 001 | 7000 | NOTE PAYABLE - PCP 2018 1.1M LOAN | (1,093,388.71) | (1,091,299.03) | (1,089,203.78) | (1,087,102.94) | (1,084,996.50) | (1,082,884.44) | (1,080,766.75) | (1,078,643.41) | (1,076,514.41) |
| 223216 | 001 | 7000 | ST NOTE PAYABLE - PCP 2018 1.7M LOAN | (36,233.71) | (36,330.33) | (36,427.21) | (36,524.35) | (36,621.75) | (36,719.41) | (36,817.33) | (36,915.51) | (37,013.96) |
| 223217 | 001 | 7000 | ST NOTE PAYABLE - PCP 2018 1.1M LOAN | (24,646.84) | (24,712.57) | (24,778.47) | (24,844.55) | (24,910.80) | (24,977.23) | (25,043.84) | (25,110.63) | (25,177.59) |
| 223800 | 001 | 7000 | INTERCO LOAN NC-INTEGRATED | - | - | - | - | - | - | - | - | - |
| 233400 | 001 | 7000 | INTERCO PAY/REC: PEU/TSC | - | - | - | (172.87) | (172.91) | (172.95) | (172.99) | (173.03) | (173.07) |
| 233500 | 001 | 7000 | INTERCO PAY/REC: PEU/PWS | - | - | - | (5,171.81) | (5,172.89) | (5,173.97) | (5,175.05) | (5,176.13) | (5,177.21) |
| 233600 | 001 | 7000 | INTERCO PAY/REC: PEU/PAC | 1.72 | 5.16 | 8.60 | (525.34) | (525.00) | (524.44) | (523.29) | (521.73) | (519.98) |
| 233700 | 001 | 7000 | INTERCO PAY/REC: PEU/PWW | (389,040.58) | (736,217.14) | (1,126,431.53) | (1,123,590.81) | (1,490,170.39) | (1,549,451.22) | (1,982,212.96) | (2,432,978.89) | (2,365,198.95) |
| 233800 | 001 | 7000 | AP INTERCO PAY/REC: PEU/PAC | 1,830.29 | 1,830.29 | 1,830.29 | 2,044.24 | 2,272.49 | 4,200.74 | 7,900.74 | 8,128.99 | 9,728.99 |
| 233300 | 001 | 7000 | INTERCO PAY/REC: PEU/PCP | (4,787,871.25) | (3,985,896.50) | (4,945,199.89) | (4,481,778.57) | (3,528,278.12) | (3,849,085.39) | (3,831,364.27) | (3,725,638.09) | (3,414,468.61) |
| | | | Total Current Liabilities | (10,626,039.06) | (10,196,445.71) | (11,586,146.49) | (11,694,860.91) | (11,062,125.30) | (11,031,793.47) | (11,591,700.10) | (12,365,803.89) | (11,840,402.11) |
| 224100 | 001 | 7000 | OTHER LIABILITY: DERIVATIVE | (416,606.00) | (469,547.00) | (520,704.00) | (533,548.00) | (538,236.00) | (524,985.00) | (539,183.00) | (523,035.00) | (497,881.00) |
| 253000 | 001 | 7000 | DEFERRED GAIN-GREEN HILLS SRF | - | - | - | - | - | - | - | - | - |
| 253001 | 001 | 7000 | DEFERRED GAIN-LOCKE LAKE SRF | - | - | - | - | - | - | - | - | - |
| | | | | - | - | - | - | - | - | - | - | - |
| 282200 | 001 | 7000 | DEFERRED INCOME TAXES | (4,661,285.88) | (4,661,285.88) | (4,661,285.88) | (4,661,285.88) | (4,661,285.88) | (4,661,285.88) | (4,661,285.88) | (4,661,285.88) | (4,661,285.88) |
| 282201 | 001 | 7000 | DEFERRED INCOME TAX - SWAP | 166,642.40 | 187,818.80 | 208,281.60 | 213,419.20 | 215,294.40 | 209,994.00 | 215,673.20 | 209,214.00 | 199,152.40 |
| 283100 | 001 | 7000 | ACCUM DEF INC TAX - REG LIABILITY | (1,620,743.00) | (1,620,743.00) | (1,620,743.00) | (1,620,743.00) | (1,620,743.00) | (1,620,743.00) | (1,620,743.00) | (1,620,743.00) | (1,620,743.00) |
| 271200 | 001 | 7000 | CONTRIBUTIONS IN AID OF CONST | (18,097,913.99) | (18,101,478.77) | (18,108,410.05) | (18,133,201.53) | (18,141,101.30) | (18,123,664.01) | (18,123,664.01) | (18,149,749.60) | (18,786,809.98) |
| 271204 | 001 | 7000 | CIAC: MAPLE HILLS GRANT | (82,387.53) | (82,387.53) | (82,387.53) | (82,387.53) | (82,387.53) | (87,316.36) | (87,316.36) | (87,316.36) | (87,316.36) |
| 271205 | 001 | 7000 | CIAC: BIRCH HILLS GRANT | (119,367.38) | (119,367.38) | (119,367.38) | (119,367.38) | (128,241.97) | (128,241.97) | (128,241.97) | (128,241.97) | (128,241.97) |
| 271206 | 001 | 7000 | CIAC: LOCKE LAKE GRANT | (15,716.31) | (15,716.31) | (15,716.31) | (15,716.31) | (15,716.31) | (16,608.62) | (16,608.62) | (16,608.62) | (16,608.62) |
| 271207 | 001 | 7000 | DRINKING WATER GRANT FUNDS | (600,000.00) | (600,000.00) | (600,000.00) | (600,000.00) | (600,000.00) | (600,000.00) | (600,000.00) | (600,000.00) | (600,000.00) |
| 271250 | 001 | 7000 | CIAC: LONDONDERRY/MWW CONN | (603,000.00) | (603,000.00) | (603,000.00) | (603,000.00) | (603,000.00) | (603,000.00) | (603,000.00) | (603,000.00) | (603,000.00) |
| 271300 | 001 | 7000 | CIAC: SEASON LANE, LONDONDERRY | (15,400.00) | (15,400.00) | (15,400.00) | (15,400.00) | (15,400.00) | (15,400.00) | (15,400.00) | (15,400.00) | (15,400.00) |
| 271302 | 001 | 7000 | CIAC: PELHAM | (84,300.00) | (84,300.00) | (84,300.00) | (84,300.00) | (84,300.00) | (84,300.00) | (84,300.00) | (84,300.00) | (84,300.00) |
| 271303 | 001 | 7000 | CIAC: LITCHFIELD | (150,367.50) | (150,367.50) | (150,367.50) | (150,367.50) | (150,367.50) | (150,367.50) | (150,367.50) | (150,367.50) | (150,367.50) |
| 271304 | 001 | 7000 | CIAC: BOW | (19,200.00) | (19,200.00) | (19,200.00) | (19,200.00) | (19,200.00) | (19,200.00) | (19,200.00) | (19,200.00) | (19,200.00) |
| 271305 | 001 | 7000 | CIAC: LAKEVIEW FARMS - WINDHAM | (46,000.00) | (46,000.00) | (46,000.00) | (46,000.00) | (46,000.00) | (46,000.00) | (46,000.00) | (46,000.00) | (46,000.00) |
| 271325 | 001 | 7000 | CIAC: MEADOWBROOK PUMP STATION | (18,900.00) | (18,900.00) | (18,900.00) | (18,900.00) | (18,900.00) | (18,900.00) | (18,900.00) | (18,900.00) | (18,900.00) |
| 271350 | 001 | 7000 | CIAC: OAKWOOD | (36,000.00) | (36,000.00) | (36,000.00) | (36,000.00) | (36,000.00) | (36,000.00) | (36,000.00) | (36,000.00) | (36,000.00) |
| 271360 | 001 | 7000 | CIAC: SMYTHE WOODS-HOOKSETT | (20,690.39) | (20,690.39) | (20,690.39) | (20,690.39) | (20,690.39) | (20,690.39) | (20,690.39) | (20,690.39) | (20,690.39) |
| 271370 | 001 | 7000 | CIAC: W&E | (32,805.00) | (32,805.00) | (32,805.00) | (32,805.00) | (32,805.00) | (32,805.00) | (32,805.00) | (32,805.00) | (32,805.00) |
| 271380 | 001 | 7000 | CIAC: FLETCHERS CORNER:ARSENIC | (68,650.00) | (68,650.00) | (68,650.00) | (68,650.00) | (68,650.00) | (68,650.00) | (68,650.00) | (68,650.00) | (68,650.00) |
| 271400 | 001 | 7000 | CONTR IN AID OF CONST-DEV INST | (4,536,626.39) | (4,536,626.39) | (4,536,626.39) | (4,536,626.39) | (4,536,626.39) | (4,536,626.39) | (4,536,626.39) | (4,536,626.39) | (4,536,626.39) |
| | | | | (24,547,324.49) | (24,550,889.27) | (24,557,820.55) | (24,582,612.03) | (24,599,386.39) | (24,587,770.24) | (24,587,770.24) | (24,613,855.83) | (25,250,916.21) |
| 272101 | 001 | 7000 | RESERVE FOR AMORT OF CIAC:PEU | 3,441,597.17 | 3,478,348.57 | 3,514,882.83 | 3,551,432.58 | 3,588,004.29 | 3,624,461.79 | 3,661,036.01 | 3,697,662.47 | 3,737,527.37 |
| | | | Total Deferred Credits | (27,637,719.80) | (27,636,297.78) | (27,637,389.00) | (27,633,337.13) | (27,616,352.58) | (27,560,328.33) | (27,532,272.91) | (27,512,043.24) | (28,094,146.32) |
| | | | Total Equity & Liabilities | (66,373,209.61) | (65,267,449.11) | (66,488,009.54) | (66,475,325.16) | (66,221,023.63) | (66,701,160.02) | (67,397,437.30) | (68,361,993.49) | (68,463,208.39) |

| | 10 | 11 | 12 |
|--|----------------------|----------------------|----------------------|
| | Oct-20 | Nov-20 | Dec-20 |
| | 4,449.76 | 4,449.76 | 4,449.76 |
| | 505,004.63 | 505,004.63 | 505,004.63 |
| | 496,847.75 | 496,847.75 | 505,390.75 |
| | - | - | - |
| | - | - | - |
| | - | - | - |
| | - | - | - |
| | 100,335.00 | 100,335.00 | 100,335.00 |
| | 108,285.50 | 108,285.50 | 108,285.50 |
| | 25,000.00 | 25,000.00 | 25,000.00 |
| | 1,239,922.64 | 1,239,922.64 | 1,248,465.64 |
| | - | - | - |
| | 3,656,890.73 | 3,656,890.73 | 3,169,859.62 |
| | 2,508,137.30 | 2,508,137.30 | 2,504,707.30 |
| | 14,695.12 | 14,695.12 | 14,695.12 |
| | - | - | - |
| | 1,792,562.90 | 1,792,562.90 | 1,813,556.30 |
| | 51,800.53 | 51,800.53 | 196,285.15 |
| | - | - | - |
| | - | - | 521,641.85 |
| | 2,096,656.09 | 2,096,656.09 | 2,217,612.79 |
| | 318,414.19 | 321,568.99 | 356,332.99 |
| | 602,000.70 | 602,000.70 | 671,298.74 |
| | 11,041,157.56 | 11,044,312.36 | 11,465,989.86 |
| | 823,136.19 | 823,136.19 | 823,136.19 |
| | 1,870,254.74 | 1,871,815.80 | 1,702,245.16 |
| | 330,330.97 | 330,330.97 | 326,072.76 |
| | 18,636.91 | 18,636.91 | 18,636.91 |
| | 25,206.24 | 26,732.11 | 26,732.11 |
| | 4,175.71 | 4,175.71 | 4,175.71 |
| | 833,448.36 | 833,448.36 | 830,111.29 |
| | - | - | - |
| | 553,227.95 | 553,227.95 | 1,628,953.13 |
| | 17,123.56 | 17,123.56 | 17,123.56 |
| | 4,475,540.63 | 4,478,627.56 | 5,377,186.82 |
| | 2,167,316.06 | 2,167,316.06 | 2,167,316.06 |
| | 260,649.02 | 260,649.02 | 294,649.02 |
| | 1,354,366.35 | 1,354,366.35 | 1,354,366.35 |
| | 5,826.93 | 5,826.93 | 5,826.93 |
| | - | - | - |
| | 18,340,176.34 | 18,355,222.90 | 18,360,644.21 |
| | 2,904,952.15 | 3,033,040.69 | 3,027,863.89 |
| | 5,161,268.54 | 5,161,268.54 | 5,161,268.54 |
| | 10,479,751.48 | 10,479,751.48 | 11,246,016.99 |
| | 956,971.89 | 956,971.89 | 956,971.89 |
| | 622,095.25 | 622,095.25 | 622,095.25 |

12

| | | |
|----------------------|----------------------|----------------------|
| 48,472.79 | 48,472.79 | 48,472.79 |
| 35,803.46 | 35,803.46 | 39,803.46 |
| 146,920.00 | 146,920.00 | 169,870.00 |
| 469,612.86 | 460,758.36 | 475,038.86 |
| 247,155.78 | 335,700.78 | 335,700.78 |
| 149,726.91 | 149,726.91 | 149,726.91 |
| 4,849,842.58 | 4,849,842.58 | 5,203,796.09 |
| 98,000.00 | 98,000.00 | 98,000.00 |
| 85,379.57 | 85,379.57 | 85,379.57 |
| 2,178,530.67 | 2,181,166.84 | 2,181,166.84 |
| 1,502,301.70 | 1,511,310.70 | 1,514,121.97 |
| 3,284,797.39 | 3,292,488.66 | 3,443,289.08 |
| 1,474,531.47 | 1,480,612.26 | 1,493,633.61 |
| 1,283,357.03 | 1,284,742.57 | 1,287,227.79 |
| 799,807.63 | 802,372.22 | 804,408.11 |
| 618,135.76 | 618,135.76 | 618,135.76 |
| 4,605.74 | 4,605.74 | 4,605.74 |
| 1,030,020.41 | 1,030,020.41 | 1,114,904.59 |
| 89,767.42 | 89,767.42 | 89,767.42 |
| (8,709,952.77) | (8,709,952.77) | (8,708,682.94) |
| (7,940.20) | (7,940.20) | (7,940.20) |
| (185,750.00) | (185,750.00) | (185,750.00) |
| (230,800.00) | (230,800.00) | (230,800.00) |
| (276,666.67) | (276,666.67) | (276,666.67) |
| (331,666.66) | (331,666.66) | (331,666.66) |
| 4,187,943.78 | 4,202,112.85 | 4,216,281.90 |
| 3,141.18 | 3,150.77 | 3,160.36 |
| 110,868.39 | 111,343.04 | 111,817.69 |
| 127,147.64 | 127,677.23 | 128,206.83 |
| 175,827.75 | 176,299.07 | 176,770.40 |
| 212,032.19 | 212,580.53 | 213,128.87 |
| 55,724,327.81 | 55,992,723.33 | 57,461,928.08 |
| 2,688.66 | 2,688.66 | 2,688.66 |
| 72,937.34 | 72,937.34 | 72,937.34 |
| 9,592.29 | 9,592.29 | 9,592.29 |
| - | - | - |
| 568,691.29 | 568,691.29 | 579,706.81 |
| 92,317.22 | 92,317.22 | 92,317.22 |
| 10,364.16 | 10,364.16 | 10,364.16 |
| 756,590.96 | 756,590.96 | 767,606.48 |
| 386,400.05 | 386,400.05 | 386,400.05 |
| - | - | - |
| - | - | - |
| - | - | - |
| 21,445.54 | 21,445.54 | 21,445.54 |
| 48,432.05 | 48,432.05 | 48,432.05 |
| - | - | - |
| - | - | - |
| 456,277.64 | 456,277.64 | 456,277.64 |
| 73,693,817.24 | 73,968,454.49 | 76,777,454.52 |
| - | - | - |

| | | |
|------------------------|------------------------|------------------------|
| (20,510,151.86) | (20,648,467.28) | (20,287,862.31) |
| 1,576,613.57 | 1,605,720.44 | 1,624,596.72 |
| 1,826,499.48 | 1,826,499.48 | 2,258,861.02 |
| - | - | - |
| (17,107,038.81) | (17,216,247.36) | (16,404,404.57) |

| | | |
|----------------------|----------------------|----------------------|
| 56,586,778.43 | 56,752,207.13 | 60,373,049.95 |
|----------------------|----------------------|----------------------|

| | | |
|----------------------|----------------------|----------------------|
| 888,277.35 | 627,401.10 | 401,775.92 |
| 1,047,997.95 | 1,781,797.76 | (10,620.28) |
| 58,523,053.73 | 59,161,405.99 | 60,764,205.59 |

| | | |
|--------------|--------------|--------------|
| - | - | - |
| 900.00 | 900.00 | 900.00 |
| 205,323.01 | 200,427.72 | 197,672.45 |
| 86,751.80 | 57,493.86 | 31,382.86 |
| (589,834.44) | (795,629.20) | (930,128.30) |
| 240,636.66 | 1,285,727.04 | 949,913.39 |
| 168,043.99 | 199,730.93 | 136,357.24 |
| 230,038.06 | 240,669.48 | 251,615.60 |
| 39,170.00 | 39,170.00 | 39,170.00 |

| | | |
|-------------------|---------------------|---------------------|
| 841,865.24 | 659,391.11 | 551,965.81 |
| 42,406.44 | 809,916.53 | 596,797.81 |
| (2,000.00) | (2,000.00) | (2,000.00) |
| - | - | - |
| 882,271.68 | 1,467,307.64 | 1,146,763.62 |

| | | |
|-------------------|-------------------|-------------------|
| 636,818.00 | 592,293.00 | 614,567.00 |
| - | - | - |
| - | - | - |
| 285.35 | 285.35 | 285.35 |
| 637,103.35 | 592,578.35 | 614,852.35 |

| | | |
|---|---|---|
| - | - | - |
| - | - | - |
| - | - | - |

| | | |
|--------------------|--------------------|--------------------|
| 20,278.14 | 10,422.40 | 550.02 |
| - | - | - |
| 11,683.32 | 13,242.65 | 8,789.98 |
| - | 69,111.99 | 213,671.96 |
| (34,781.61) | (34,781.61) | (34,781.61) |
| (2,820.15) | 57,995.43 | 188,230.35 |

| | | | | |
|---------------------|---------------------|---------------------|--------------|--------------|
| 1,897,583.96 | 3,346,371.25 | 2,626,729.56 | 1,416,122.58 | 2,001,638.12 |
|---------------------|---------------------|---------------------|--------------|--------------|

| | | |
|---|---|---|
| - | - | - |
|---|---|---|

| | | |
|----------------------|----------------------|----------------------|
| - | - | - |
| - | - | - |
| 7,184,251.35 | 7,165,943.54 | 7,147,635.73 |
| - | - | - |
| - | - | - |
| - | - | - |
| - | - | - |
| - | - | - |
| - | - | - |
| - | - | - |
| - | - | - |
| 6,837.59 | 6,837.59 | 6,837.59 |
| - | - | - |
| 4,445.86 | 4,424.89 | 4,403.92 |
| - | - | - |
| - | - | - |
| - | - | - |
| - | - | - |
| 1,383.03 | 1,360.37 | 1,337.71 |
| 18,181.62 | 17,981.67 | 17,781.73 |
| - | - | 16,674.50 |
| - | - | - |
| - | - | - |
| - | - | - |
| 18,435.00 | 34,121.83 | 49,285.40 |
| - | - | - |
| 384,717.99 | 381,416.09 | 504,591.66 |
| 23,980.41 | 23,704.65 | 23,428.89 |
| - | - | - |
| - | - | - |
| 43,513.63 | 43,013.24 | 42,512.85 |
| 962.82 | 951.76 | 940.69 |
| 3,308.80 | 3,308.80 | 3,308.80 |
| 2,111.36 | 2,082.84 | 2,054.30 |
| 181,781.09 | 181,781.09 | 181,781.09 |
| - | - | - |
| 7,873,910.55 | 7,866,928.36 | 8,002,574.86 |
| - | - | - |
| - | - | - |
| 218,385.72 | 216,711.22 | 227,062.16 |
| 8,092,296.27 | 8,083,639.58 | 8,229,637.02 |
| 68,512,933.96 | 70,591,416.82 | 71,620,572.17 |

| | | |
|------------------------|------------------------|------------------------|
| (100.00) | (100.00) | (100.00) |
| (10,917,251.07) | (10,917,251.07) | (10,917,251.07) |
| - | - | - |
| 288,612.00 | 292,227.00 | 275,723.40 |
| (10,628,739.07) | (10,625,124.07) | (10,641,627.67) |
| 2,156,261.69 | 2,156,261.69 | 2,156,261.69 |
| (193,182.56) | (83,568.94) | 361,375.83 |
| (8,665,659.94) | (8,552,431.32) | (8,123,990.15) |
| - | - | - |
| (53,900.00) | (52,456.25) | (51,012.50) |
| (184,888.96) | (182,163.19) | (179,429.50) |
| (298,617.00) | (296,066.00) | (293,509.00) |
| (1,035,175.49) | (1,027,785.45) | (1,020,377.78) |
| (90,384.38) | (89,350.38) | (88,316.38) |
| (134,322.44) | (133,671.78) | (133,016.92) |
| (211,662.00) | (210,843.00) | (210,018.00) |
| (267,018.93) | (265,461.43) | (263,900.41) |
| (2,325,050.84) | (2,323,048.91) | (2,267,169.26) |
| (1,154,056.37) | (1,147,506.46) | (1,140,820.74) |
| (632,680.88) | (629,237.70) | (625,707.63) |
| (295,951.14) | (294,459.22) | (292,963.93) |
| (303,208.54) | (301,804.69) | (300,397.65) |
| (326,179.14) | (324,624.92) | (323,067.31) |
| (802,673.11) | (798,952.14) | (795,223.06) |
| (445,844.64) | (443,739.10) | (441,629.22) |
| (526,833.10) | (525,412.11) | (523,913.61) |
| (317,637.70) | (316,177.70) | (314,714.70) |
| (1,099,489.60) | (1,096,686.90) | (1,093,746.11) |
| (1,237,233.18) | (1,231,708.22) | (1,226,174.24) |
| (844,237.32) | (842,250.38) | (840,142.18) |
| (480,171.06) | (479,175.16) | (478,176.98) |
| (2,183,032.23) | (2,174,502.06) | (2,165,957.96) |
| (325,290.44) | (324,652.61) | (323,963.79) |
| (220,165.46) | (219,305.16) | (218,443.46) |
| (1,283,426.34) | (1,283,426.34) | (1,283,426.34) |
| (561,064.29) | (561,064.29) | (561,064.29) |
| (920,164.76) | (920,164.76) | (1,653,173.32) |
| (1,095,820.68) | (1,093,581.30) | (1,091,200.42) |
| - | (782,824.68) | (781,181.13) |
| (16,951.14) | (16,467.88) | (15,984.62) |
| (31,958.64) | (31,645.32) | (31,332.00) |
| (69,288.91) | (68,786.82) | (68,284.73) |
| (93,724.17) | (93,138.40) | (92,552.63) |
| - | - | - |
| (57,967.77) | (57,793.17) | (57,618.57) |

| | | | | |
|------------------------|------------------------|------------------------|---------------|----------------|
| (19,926,070.65) | (20,639,933.88) | (21,247,610.37) | 17,853,974.60 | (2,072,096.05) |
| - | - | - | | |
| (1,106,392.19) | (306,270.19) | (306,270.19) | | |
| (17,325.00) | (17,325.00) | (17,325.00) | | |
| (32,099.54) | (32,192.85) | (32,286.42) | | |
| (30,127.00) | (30,201.00) | (30,275.00) | | |
| (87,319.93) | (87,528.34) | (87,737.24) | | |
| (12,406.00) | (12,407.00) | (12,408.00) | | |
| (7,486.72) | (7,536.01) | (7,585.35) | | |
| (9,406.00) | (9,471.00) | (9,536.00) | | |
| (18,417.51) | (18,459.26) | (18,501.09) | | |
| (226,278.53) | (228,280.46) | (228,280.46) | | |
| (77,855.33) | (78,098.02) | (78,333.62) | | |
| (40,880.91) | (41,030.52) | (41,175.84) | | |
| (17,642.01) | (17,682.01) | (17,722.08) | | |
| (16,600.65) | (16,638.28) | (16,676.00) | | |
| (18,389.01) | (18,429.10) | (18,469.28) | | |
| (44,025.36) | (44,121.33) | (44,217.51) | | |
| (24,932.66) | (24,983.85) | (25,035.13) | | |
| (17,090.66) | (17,162.78) | (17,232.86) | | |
| (17,293.00) | (17,328.00) | (17,363.00) | | |
| (33,747.30) | (33,869.35) | (33,987.90) | | |
| (65,600.94) | (65,708.09) | (65,815.41) | | |
| (23,995.28) | (24,095.08) | (24,192.06) | | |
| (11,774.02) | (11,801.14) | (11,828.31) | | |
| (101,283.54) | (101,448.97) | (101,614.67) | | |
| (7,762.14) | (7,797.77) | (7,832.40) | | |
| (10,214.76) | (10,231.45) | (10,248.16) | | |
| - | - | - | | |
| - | - | - | | |
| - | - | - | | |
| (27,148.78) | (27,251.18) | (27,350.65) | | |
| - | (17,297.32) | (18,940.87) | | |
| (5,799.12) | (5,799.12) | (5,799.12) | | |
| (3,759.84) | (3,759.84) | (3,759.84) | | |
| (6,025.08) | (6,025.08) | (6,025.08) | | |
| (7,029.24) | (7,029.24) | (7,029.24) | | |
| (2,095.20) | (2,095.20) | (2,095.20) | | |
| (2,128,203.25) | (1,349,353.83) | (1,352,948.98) | | |
| - | - | - | | |
| (85,198.01) | (1,482,444.06) | (881,061.89) | | |
| - | - | (2,552.27) | | |
| (238,296.20) | - | (197,934.88) | | |
| (64,368.79) | (64,368.79) | (64,368.79) | | |
| (299,036.96) | (14,600.63) | (31,445.63) | | |
| (102,782.96) | (150,942.24) | - | | |
| - | - | - | | |
| - | - | - | | |
| (43,614.68) | (58,834.58) | (35,409.18) | | |
| (268,781.34) | (379,415.06) | (222,628.46) | | |
| (103,608.44) | (236,518.34) | (206,343.51) | | |
| (1,205,687.38) | (2,387,123.70) | (1,641,744.61) | | |

| | | |
|------------------------|------------------------|------------------------|
| - | - | - |
| - | - | - |
| - | - | - |
| - | - | - |
| (1,579,462.13) | (1,576,315.54) | (1,573,160.56) |
| (1,074,379.73) | (1,072,239.36) | (1,070,093.28) |
| (37,112.66) | (37,211.63) | (37,310.86) |
| (25,244.73) | (25,312.05) | (25,379.55) |
| - | - | - |
| (173.11) | (173.15) | - |
| (6,846.85) | (6,848.28) | - |
| (518.06) | (515.51) | - |
| (2,580,941.53) | (2,914,635.13) | - |
| 9,728.99 | 15,768.32 | - |
| (2,687,812.91) | (3,470,906.75) | (6,841,789.98) |
| (11,316,653.35) | (12,824,866.61) | (12,542,427.82) |
| - | - | - |
| (481,020.00) | (487,045.00) | (459,539.00) |
| - | - | - |
| - | - | - |
| (4,661,285.88) | (4,661,285.88) | (4,450,837.00) |
| 192,408.00 | 194,818.00 | 183,815.60 |
| (1,620,743.00) | (1,620,743.00) | (1,620,743.00) |
| - | - | - |
| (19,715,471.57) | (19,723,162.84) | (21,120,296.96) |
| (87,316.36) | (87,316.36) | (92,245.15) |
| (128,241.97) | (128,241.97) | (137,116.56) |
| (16,608.62) | (16,608.62) | (17,489.44) |
| (600,000.00) | (600,000.00) | (600,000.00) |
| (603,000.00) | (603,000.00) | (603,000.00) |
| (15,400.00) | (15,400.00) | (15,400.00) |
| (84,300.00) | (84,300.00) | (84,300.00) |
| (150,367.50) | (150,367.50) | (150,367.50) |
| (19,200.00) | (19,200.00) | (19,200.00) |
| (46,000.00) | (46,000.00) | (46,000.00) |
| (18,900.00) | (18,900.00) | (18,900.00) |
| (36,000.00) | (36,000.00) | (36,000.00) |
| (20,690.39) | (20,690.39) | (20,690.39) |
| (32,805.00) | (32,805.00) | (32,805.00) |
| (68,650.00) | (68,650.00) | (68,650.00) |
| (4,536,626.39) | (4,536,626.39) | (4,536,626.39) |
| (26,179,577.80) | (26,187,269.07) | (27,599,087.39) |
| - | - | - |
| 4,145,668.66 | 4,187,339.94 | 4,239,846.96 |
| (28,604,550.02) | (28,574,185.01) | (29,706,543.83) |
| - | - | - |
| (68,512,933.96) | (70,591,416.82) | (71,620,572.17) |

| | | | | | | | | | | | | | |
|--------|-----|------|--------------------------------|-----------|-----------|-----------|-----------|-----------|-----------|-----------|-----------|-----------|-----------|
| 623321 | 001 | 7105 | SHAKER HGHTS PUMP STAT: POWER | 157.44 | 223.25 | 223.09 | 204.70 | 137.65 | 112.57 | 117.24 | 109.91 | 113.23 | 119.83 |
| 623351 | 001 | 7105 | BEAVER HOLLOW PUMP ST: SN-PWR | 377.19 | 775.84 | 578.50 | 128.39 | 148.68 | 236.12 | 286.65 | 231.70 | 211.34 | 229.23 |
| 623376 | 001 | 7105 | CLEARWATER EST: RAYMOND: POWER | 856.90 | 796.07 | 823.60 | 733.14 | 402.39 | 427.59 | 394.74 | 433.74 | 436.26 | 433.88 |
| 623401 | 001 | 7105 | HARDWOOD PUMP ST: WM - POWER | 1,029.18 | 909.36 | 878.44 | 822.15 | 635.96 | 442.16 | 460.42 | 434.19 | 436.52 | 474.32 |
| 623421 | 001 | 7105 | WHITE ROCK PUMP ST:BOW - POWER | 1,220.73 | 1,194.29 | 1,278.05 | 1,108.17 | 737.30 | 986.50 | 930.42 | 997.05 | 571.51 | 1,481.53 |
| 623441 | 001 | 7105 | ROLLING HILLS PUMP ST:PW -PWR | 65.14 | 39.79 | 51.33 | 40.73 | 46.09 | 55.90 | 78.63 | 71.80 | 63.63 | 66.25 |
| 623471 | 001 | 7105 | GILCREAST BOOSTER STAT:LY-PWR | 50.72 | 49.75 | 49.36 | 6.46 | 51.47 | 49.65 | 48.75 | 51.38 | 48.96 | 51.98 |
| 623501 | 001 | 7105 | SPRINGWOOD HLS PUMP ST:WM -PWR | 394.13 | 377.62 | 360.70 | 196.27 | 401.17 | 399.70 | 417.24 | 458.00 | 431.79 | 416.08 |
| 623551 | 001 | 7105 | DARRAH BOOSTER STAT: LY- POWER | 929.44 | 1,031.67 | 825.71 | 1,147.27 | 1,412.20 | 1,638.71 | 926.42 | 2,553.79 | 1,646.06 | 1,412.74 |
| 623621 | 001 | 7105 | COLONIAL DR BOOSTER ST:LF-PWR | 293.02 | 281.57 | 284.84 | 237.98 | 140.78 | 121.71 | 133.87 | 128.88 | 120.29 | 129.15 |
| 623651 | 001 | 7105 | SOUTH RD BOOSTER STAT: LY -PWR | 317.07 | 384.09 | 307.11 | 78.40 | 354.47 | 217.38 | 221.09 | 264.33 | 183.74 | 349.77 |
| 623671 | 001 | 7105 | MEADOWVIEW PUMP STAT: PM - PWR | 657.94 | 1,611.36 | 807.40 | 370.99 | 786.91 | 877.96 | 738.84 | 465.90 | 1,072.57 | 660.12 |
| 623701 | 001 | 7105 | NESENKEAG PUMP STAT: LY -POWER | - | - | - | - | - | - | - | - | - | - |
| 623731 | 001 | 7105 | WESCO BOOSTER STAT: HT - POWER | 629.02 | 694.59 | 547.18 | 531.95 | 427.94 | 419.73 | 446.99 | 411.02 | 407.89 | 424.43 |
| 623751 | 001 | 7105 | ATKINSON PUMP STAT: AN - POWER | 257.74 | 274.47 | 292.59 | 217.26 | 113.96 | 77.94 | 100.39 | 103.66 | 142.74 | 119.96 |
| 623801 | 001 | 7105 | W&E BOOSTER STATION: WM -POWER | 459.93 | 412.38 | 387.65 | 330.56 | 331.74 | 304.51 | 296.37 | 299.90 | 283.78 | 309.32 |
| 623805 | 001 | 7105 | SPRUCE POND PUMP STA: WM - PWR | 1,202.45 | 1,194.31 | 1,361.41 | 377.93 | 651.43 | 793.53 | 937.22 | 915.53 | 939.42 | 931.24 |
| 623811 | 001 | 7105 | LIBERTY TREE PUMP ST: RD-POWER | 865.95 | 761.21 | 666.25 | 711.80 | 611.53 | 703.61 | 776.15 | 515.73 | 491.01 | 445.04 |
| 623816 | 001 | 7105 | GREEN HILLS PUMP ST: RD -POWER | - | - | - | - | - | - | - | - | - | - |
| 623841 | 001 | 7105 | MINISTERIAL HEIGHTS PS:LY -PWR | 599.60 | 626.08 | 715.89 | 355.49 | 486.77 | 295.03 | 462.05 | 327.93 | 313.97 | 318.98 |
| 623851 | 001 | 7105 | PINE HAVEN PUMP ST: LY - POWER | 231.65 | 241.16 | 203.02 | 69.36 | 216.51 | 273.01 | 310.60 | 303.81 | 308.34 | 239.52 |
| 623882 | 001 | 7105 | HARVEST VIL PUMP ST: LY -POWER | 393.34 | 440.84 | 345.62 | 337.63 | 238.44 | 205.20 | 126.36 | 281.25 | 214.99 | 200.00 |
| 623961 | 001 | 7105 | WILLIAMSBURG PUMP ST: PM-POWER | 1,018.40 | 3,260.59 | 2,102.16 | 866.92 | 1,889.58 | 1,671.00 | 1,542.42 | 881.47 | 2,410.08 | 808.72 |
| 623971 | 001 | 7105 | AVERY PUMP ST: LY - POWER | - | - | - | - | - | - | - | - | - | - |
| 623981 | 001 | 7105 | MAPLE HILLS PUMP ST: DY -POWER | 573.93 | 649.61 | 570.85 | 398.10 | 332.16 | 306.76 | 291.45 | 300.25 | 260.41 | 261.90 |
| 623991 | 001 | 7105 | GAGE HILL PUMP ST: PM - POWER | 238.36 | 649.48 | 407.07 | 195.32 | 441.16 | 343.19 | 271.15 | 180.70 | 344.56 | 195.01 |
| 623993 | 001 | 7105 | NORTHERN SHORES-TILTON: POWER | 392.93 | 339.38 | 344.01 | 441.99 | 367.39 | 131.25 | 113.79 | 115.20 | 127.55 | 308.69 |
| 623994 | 001 | 7105 | WINNISQUAM VILLAGE POWER | 418.67 | 399.67 | 385.02 | 383.95 | 342.16 | 256.48 | 184.73 | 298.84 | 198.49 | 219.17 |
| 623995 | 001 | 7105 | WOOD MEADOWS - POWER | - | - | - | - | - | - | - | 113.35 | 641.49 | 656.02 |
| 623996 | 001 | 7105 | EAST DERRY PUMP ST: DY - POWER | 254.24 | 204.35 | 199.23 | 219.93 | 75.83 | 89.10 | 88.74 | 86.51 | 89.49 | 76.30 |
| 623997 | 001 | 7105 | SKYVIEW ESTATES-PELHAM POWER | 481.45 | 1,275.21 | 807.12 | 286.75 | 524.22 | 776.62 | 678.05 | 386.52 | 821.40 | 445.33 |
| 623998 | 001 | 7105 | MACGREGOR CUT - POWER | 536.70 | 506.06 | 417.50 | - | 451.66 | 302.23 | 319.85 | 336.58 | 324.94 | 421.06 |
| 623999 | 001 | 7105 | OPER LABOR: TREATMENT PLANT | - | - | - | - | - | - | - | - | - | - |
| 624100 | 001 | 7105 | OPER EXP T PLANT: MAT & EXP | - | - | - | - | - | - | - | - | - | - |
| 626100 | 001 | 7105 | OPER EXP T PLANT: MAT & EXP | - | - | 33.92 | 111.83 | - | 32.96 | - | - | - | - |
| 626120 | 001 | 7105 | OP EXP-SCADA&ALARM MSTR DIALER | 1,216.01 | - | 1,203.31 | 1,203.31 | 1,203.31 | 1,203.31 | 1,203.31 | 2,036.61 | - | - |
| 631100 | 001 | 7105 | MAINT STRUCT: BOOSTER STATION | - | 110.05 | 102.82 | - | 80.80 | - | - | 191.76 | 3,527.65 | - |
| 631500 | 001 | 7105 | MAINT PUMP EQUIP: LABOR | - | - | - | - | - | - | - | - | - | - |
| 633100 | 001 | 7105 | MAINT PUMP EQUIP: MAT & EXP | - | - | - | - | - | - | - | - | - | - |
| 633105 | 001 | 7105 | MAIN OF STRUCT:BOOSTER STATION | - | 5,562.27 | 6,149.68 | 240.75 | 230.00 | - | 765.62 | 2,574.12 | 2,190.40 | 1,800.01 |
| 633140 | 001 | 7105 | MAINT BOOST ST: PHONE | - | - | - | - | - | - | - | - | - | - |
| 633150 | 001 | 7105 | MAINT BOOST ST:GAS/OIL/PROPANE | 73.04 | 74.35 | 74.35 | 74.06 | 74.05 | 76.67 | 78.34 | 78.38 | 78.38 | 78.70 |
| 633155 | 001 | 7105 | BOOSTER STATION GENERAL MAINT | 1,006.95 | 3,966.60 | 1,538.92 | 1,257.54 | 2,211.69 | 352.49 | 434.82 | 242.06 | 1,086.42 | 468.51 |
| 633199 | 001 | 7105 | W&E PUMP STA: WM | 50,029.91 | 47,245.34 | 45,785.36 | 40,710.53 | 44,381.00 | 58,050.61 | 64,620.92 | 60,882.76 | 68,523.41 | 79,866.18 |
| 633210 | 001 | 7105 | W&E PUMP STA: WM - CHEMICALS | 2,936.13 | 1,600.00 | 2,261.22 | 2,177.02 | 2,877.38 | 2,103.88 | 2,151.76 | 1,876.66 | 1,972.44 | 1,824.19 |
| 633212 | 001 | 7105 | W&E PUMP STA: WM - PROPANE | - | - | - | - | - | - | - | - | - | - |
| 633214 | 001 | 7105 | HARDWOOD PUMP STA: WM | - | - | - | - | - | - | - | - | - | - |
| 633400 | 001 | 7105 | HARVEST VLGE PUMP STA: LY | 800.00 | 400.00 | 400.00 | 800.00 | 800.00 | 890.00 | - | 900.00 | 850.00 | 1,100.00 |
| 633881 | 001 | 7105 | AVERY PUMP STA: LY - TELEPHONE | - | - | - | - | - | - | - | - | - | - |
| 633973 | 001 | 7105 | CHLORINE: | - | - | - | - | - | - | - | - | - | - |
| 641110 | 001 | 7105 | FERRIC CHLORIDE | 339.17 | 105.06 | 95.76 | 308.75 | 291.44 | 358.55 | 138.24 | 327.00 | 106.96 | 110.60 |
| 641120 | 001 | 7105 | CORROSION INHIBITOR | - | - | - | - | - | - | 260.00 | - | - | - |
| 641160 | 001 | 7105 | MISC TREATMENT CHEMICALS | 35.93 | - | 35.93 | 35.93 | 107.79 | - | 145.16 | 72.58 | - | 36.43 |
| 641170 | 001 | 7105 | CARBON DIOXIDE | - | - | - | - | - | - | - | - | - | - |
| 641180 | 001 | 7105 | ARSENIC MEDIA REPLACEMENT | - | - | - | - | - | - | - | - | - | - |
| 641190 | 001 | 7105 | LABORATORY EXPENSE | - | 8,805.22 | - | - | 5,291.74 | - | 15,858.00 | - | 10,743.04 | - |

| | | | | | | | | | | | | | |
|---|-----|------|---------------------------------------|-------------------|-------------------|-------------------|-------------------|-------------------|-------------------|-------------------|-------------------|-------------------|-------------------|
| 641201 | 001 | 7105 | POLYPHOSPHATE | 37.26 | 56.19 | 37.46 | 37.46 | 37.46 | 74.92 | 56.19 | 74.92 | 18.73 | 93.65 |
| 641203 | 001 | 7105 | POT PERM | 274.34 | 137.17 | - | 137.17 | 299.34 | - | 420.89 | - | - | 140.30 |
| 641205 | 001 | 7105 | SODIUM HYDROXIDE | 89.18 | 1,278.54 | 56.42 | 1,622.80 | 50.54 | 121.95 | 1,512.67 | 19.16 | 1,198.25 | 1,598.96 |
| 641206 | 001 | 7105 | SALT | 1,595.63 | 772.53 | 3,586.20 | 1,595.88 | 1,097.82 | 4,303.42 | 1,252.32 | 874.71 | 3,784.50 | 1,387.99 |
| 641210 | 001 | 7105 | SODIUM HEXAMETAPHOSPHATE | - | - | - | - | - | - | - | - | - | - |
| 641212 | 001 | 7105 | POT ASH | - | - | - | - | - | - | - | - | - | - |
| 641213 | 001 | 7105 | SODA ASH | - | - | - | - | - | - | - | - | - | - |
| 641214 | 001 | 7105 | W&E CHEMICALS | - | - | - | - | - | - | - | - | - | - |
| 642200 | 001 | 7105 | LABORATORY EXPENSE | 1,482.04 | 1,063.40 | 1,215.35 | 630.72 | 1,325.68 | 1,845.99 | 1,388.92 | 1,813.34 | 2,434.32 | 1,411.86 |
| 642205 | 001 | 7105 | LAB EXPENSE: OUTSIDE TESTING | 2,728.30 | 1,911.20 | 6,767.00 | 3,483.00 | 1,733.00 | 593.60 | 2,776.00 | 4,075.00 | 1,882.40 | 3,171.20 |
| 652220 | 001 | 7105 | MAINT PROC EQUIP:SCADA & OTHER | 2,332.90 | 2,232.91 | 760.25 | 795.25 | 2,461.85 | 1,085.39 | 3,305.09 | 4,230.10 | 2,440.11 | 3,902.22 |
| 652201 | 001 | 7105 | MAINT PROC EQ:TP SLUDGE REMOVE | - | - | - | - | - | - | - | - | - | - |
| | | | | 185,090.61 | 177,371.13 | 169,164.31 | 150,496.32 | 182,154.49 | 227,204.69 | 294,684.01 | 292,444.55 | 239,361.29 | 253,866.66 |
| <u>Transmission & Distribution Expenses</u> | | | | | | | | | | | | | |
| 660000 | 001 | 7106 | SUPERINTENDENCE: OPERATIONS | - | - | - | - | - | - | - | - | - | - |
| 660001 | 001 | 7106 | BENEFITS: OPERATIONS MANAGER | - | - | - | - | - | - | - | - | - | - |
| 662003 | 001 | 7106 | MISC GENERAL EXP: OPERATIONS | - | - | - | - | - | - | - | - | - | - |
| 662004 | 001 | 7106 | MISC: T&D MATERIAL & SUPPLY | - | - | - | - | - | - | - | - | - | - |
| 663100 | 001 | 7106 | METER OPERATING LABOR & EXP | 10,102.57 | 2,735.70 | 2,666.50 | 3,027.92 | 2,595.17 | 4,149.39 | 1,567.77 | 3,338.02 | 4,288.09 | 3,707.62 |
| 663101 | 001 | 7106 | MOLE: METER REMOVAL | 315.01 | - | 868.23 | 1,087.23 | 1,854.99 | 804.68 | 483.61 | 118.46 | 483.62 | 1,814.06 |
| 664200 | 001 | 7106 | OTHER EXPENSE ON CUST PREMISIS | 533.21 | 330.44 | - | 90.12 | 75.10 | - | 232.81 | - | 360.48 | 473.13 |
| 665100 | 001 | 7106 | SMALL TOOL EXPENSE: NC | - | - | - | - | - | 153.97 | - | - | - | - |
| 665250 | 001 | 7106 | TRANS/EXP: MISCELLANEOUS | - | - | - | - | - | - | - | - | - | - |
| 665400 | 001 | 7106 | GASOLINE | - | - | - | - | - | - | - | - | - | - |
| 673001 | 001 | 7106 | MAINT MAINS: REPAIRS | 6,743.52 | 13,152.32 | 5,503.15 | 21,092.52 | 7,879.77 | 21,670.17 | 1,449.51 | 1,535.36 | 31,862.11 | 40,847.12 |
| 673002 | 001 | 7106 | MAINT MAINS: GATE PROGRAM | 3,523.27 | 5,489.30 | 8,999.18 | 3,992.41 | 1,150.24 | 709.21 | 7,734.05 | 2,837.65 | 2,878.52 | 7,672.53 |
| 673003 | 001 | 7106 | MAINT MAINS: FLUSHING | 987.87 | 1,392.39 | 10,932.28 | 23,499.41 | 3,710.61 | 4,113.66 | 867.35 | 777.28 | 7,025.05 | 1,930.58 |
| 673004 | 001 | 7106 | MAINT GATES: INSPECTION | 12,323.21 | 6,718.46 | 2,637.63 | - | 64.98 | - | 398.87 | 2,582.25 | 7,523.22 | 5,056.30 |
| 673005 | 001 | 7106 | MAINT MAINS: WESCO MASTER METER VAULT | 212.17 | 241.50 | 228.31 | 224.10 | 97.50 | 125.74 | 73.11 | 48.59 | 49.17 | 42.58 |
| 675000 | 001 | 7106 | MAINTENANCE: SERVICES | 20,133.57 | 8,391.50 | 15,538.92 | 11,350.82 | 11,826.30 | 9,467.28 | 34,701.23 | 14,606.22 | 15,119.88 | 31,542.91 |
| 676000 | 001 | 7106 | MAINTENANCE: METERS | 342.73 | 172.85 | 833.82 | 59.00 | 598.40 | 1,934.35 | 552.83 | 551.83 | 949.45 | 858.11 |
| 677000 | 001 | 7106 | MAINTENANCE: HYDRANTS | 4,271.15 | 1,650.45 | 7,832.45 | 1,663.09 | 7.99 | 1,431.26 | - | 813.88 | 4,053.21 | 496.81 |
| 677001 | 001 | 7106 | MAINTENANCE: HYDRANTS-REPAIRS | - | 7.50 | - | - | - | 5.02 | - | - | 238.50 | - |
| 677002 | 001 | 7106 | MAINTENANCE: HYDRANTS-PAINTING | - | - | - | - | - | 4,598.94 | - | 529.67 | - | - |
| 677003 | 001 | 7106 | MAINTENANCE: HYDRANTS-INSPECTN | 104.57 | 323.00 | 9,317.18 | 2,059.62 | - | 1,092.47 | 321.15 | 6,159.44 | 925.80 | 524.84 |
| 678000 | 001 | 7106 | MONITOR CONTRACTORS MARKING | 2,089.56 | 2,739.73 | 5,603.91 | 4,912.69 | 3,983.84 | 8,372.83 | 10,367.54 | 10,130.09 | 11,979.52 | 8,828.85 |
| | | | | 61,682.41 | 43,345.14 | 70,961.56 | 73,058.93 | 33,844.89 | 58,628.97 | 58,749.83 | 44,028.74 | 87,736.62 | 103,795.44 |
| <u>Customer Accounts & Collection Expenses</u> | | | | | | | | | | | | | |
| 902000 | 001 | 7108 | CUSTOMER ORDS: COLLECTIONS | - | - | - | - | - | - | - | - | - | - |
| 903000 | 001 | 7108 | CUSTOMER ORDS: COLLECTIONS | 1,013.54 | - | 368.81 | - | - | - | - | - | - | - |
| 902001 | 001 | 7108 | METER READING | 1,478.64 | 2,166.66 | 3,280.72 | 1,571.25 | 2,391.53 | 3,783.79 | 1,409.58 | 3,332.66 | 1,520.85 | 2,489.97 |
| 902098 | 001 | 7108 | METER READING: TRANSFERS | 1,227.76 | 938.68 | 2,191.46 | 2,644.98 | 2,021.53 | 2,567.37 | 1,982.70 | 3,008.75 | 2,227.40 | 3,027.08 |
| 902099 | 001 | 7108 | METER READING: EXCEPTIONS | 365.98 | 337.57 | 265.16 | - | 159.09 | 223.57 | 318.19 | 504.04 | 613.96 | 667.66 |
| 902100 | 001 | 7108 | BILLING & ACCOUNTING | - | - | - | - | - | - | - | - | - | - |
| 903100 | 001 | 7108 | BILLING & ACCOUNTING | 3,563.96 | 6,167.37 | 9,703.98 | 11,178.48 | 6,351.74 | 6,570.71 | 8,278.79 | 7,798.71 | 7,979.73 | 6,078.95 |
| 930200 | 001 | 7108 | PUBLIC RELATIONS | 845.47 | - | 234.08 | - | 1,669.46 | 36.85 | 627.20 | - | 36.87 | - |
| 902400 | 001 | 7108 | WATER BAN | - | - | - | - | 4,723.28 | 8,564.65 | 850.61 | 2,023.94 | 2,353.06 | - |
| 904000 | 001 | 7108 | UNCOLLECTABLE ACCOUNTS | 14.93 | 1,472.71 | 894.91 | (58.77) | (478.00) | - | - | (23.40) | - | 6,967.30 |
| | | | | 8,510.28 | 11,082.99 | 16,939.12 | 15,335.94 | 16,838.63 | 21,746.94 | 13,467.07 | 16,644.70 | 14,731.87 | 19,230.96 |
| <u>Administrative and General Expense</u> | | | | | | | | | | | | | |
| 921000 | 001 | 7109 | OFFICE SUPPLIES & EXPENSE | 53.55 | 46.45 | 28.10 | 28.25 | 43.90 | 169.05 | 73.45 | 38.25 | 33.60 | 50.20 |
| 921160 | 001 | 7109 | OFFICE SUP & EXP: PHONE-NC | 146.10 | 146.10 | 146.10 | 140.12 | 142.86 | 111.07 | 176.08 | 139.10 | - | 278.27 |
| 923000 | 001 | 7109 | OUTSIDE SERVICES | 46.00 | 212.95 | 624.00 | 2,430.00 | 474.00 | 8.00 | 231.21 | 8.00 | 2,258.00 | 6,426.99 |

| | | | | | | | | | | | | | |
|--------|-----|-----------|---|--------------------|--------------------|-------------------|-------------------|-------------------|-------------------|-------------------|-------------------|-------------------|---------------------|
| 924000 | 001 | 7109 | INSURANCE EXPENSE | 9,190.93 | 9,190.91 | 9,190.95 | 17,466.27 | 9,901.86 | (1,009.23) | 9,927.89 | 9,919.44 | 9,927.77 | 9,870.74 |
| 928000 | 001 | 7109 | REGULATORY COMMISSION EXPENSE | 2,842.34 | 2,842.33 | 2,842.33 | 2,842.33 | 2,842.33 | 2,842.34 | 2,842.34 | 1,960.33 | 5,332.33 | - |
| 930102 | 001 | 7109 | LICENSING FEES | 961.67 | 961.67 | 961.67 | 961.67 | 961.67 | 961.63 | 961.67 | 961.67 | 961.67 | 961.67 |
| 930200 | 001 | 7109 | PUBLIC RELATIONS | - | - | 87.65 | 34.00 | 792.19 | 465.61 | 774.50 | - | 732.50 | 220.00 |
| 930300 | 001 | 7109 | MEALS | - | - | - | - | - | - | - | - | - | - |
| 930400 | 001 | 7109 | MISCELLANEOUS GENERAL EXPENSE | - | 102.80 | - | - | - | - | - | - | - | - |
| 930401 | 001 | 7109 | MISC GEN EXP:UNREALIZED ACQUIS | - | - | - | - | - | - | - | - | - | - |
| 930410 | 001 | 7109 | CHARITABLE CONTRIBUTIONS | - | - | - | - | - | - | - | - | - | - |
| 950500 | 001 | 7109 | MAINTENANCE:COMPUTER EQUIPMENT | - | - | - | - | - | - | - | - | - | - |
| | | | | 13,240.59 | 13,503.21 | 13,880.80 | 23,902.64 | 15,158.81 | 3,548.47 | 14,987.14 | 13,026.79 | 19,245.87 | 17,807.87 |
| | | | Inter Div Management Fee | | | | | | | | | | |
| 930500 | 001 | 7100 | INTERCOMPANY MGMT FEE: PCP | 4,752.00 | 5,309.00 | 4,936.00 | 4,918.00 | 4,975.00 | 5,783.00 | 4,690.00 | 5,462.00 | 4,040.00 | 5,338.00 |
| 930510 | 001 | 7100 | INTERCO MGMT FEE: PWW | 209,641.00 | 189,106.00 | 207,048.00 | 207,682.00 | 179,165.00 | 216,545.00 | 199,304.00 | 201,217.00 | 195,136.00 | 228,540.00 |
| 930520 | 001 | 7100 | INTERCO MGT:INSIDE GEN COUNSEL | - | - | - | - | - | - | - | - | - | - |
| | | | Total Operating Expenses | 482,916.89 | 439,717.47 | 482,929.79 | 475,393.83 | 432,136.82 | 533,457.07 | 585,882.05 | 572,823.78 | 560,251.65 | 628,578.93 |
| | | | Depreciation Expense | | | | | | | | | | |
| 403000 | 001 | 7100 | DEPRECIATION EXPENSE | 130,640.54 | 130,649.18 | 129,639.53 | 129,661.44 | 130,020.91 | 130,465.33 | 130,594.49 | 130,770.57 | 133,885.90 | 503,352.35 |
| 406100 | 001 | 7100 | AMORT OF ACQUISITION ADJUSTMENT | (14,169.06) | (14,169.05) | (14,169.06) | (14,169.06) | (14,169.07) | (14,169.05) | (14,169.06) | (14,169.06) | (14,169.06) | (14,169.06) |
| 406101 | 001 | 7100 | AMORT OF WESCO ACQ ADJ | (9.59) | (9.59) | (9.59) | (9.59) | (9.59) | (9.59) | (9.59) | (9.59) | (9.59) | (9.59) |
| 406102 | 001 | 7100 | AMORT OF CASTLE REACH ACQ ADJ | (474.67) | (474.66) | (474.67) | (474.66) | (474.67) | (474.66) | (474.67) | (474.66) | (474.65) | (474.65) |
| 406103 | 001 | 7100 | AMORT OF WHITE ROCK ACQ ADJ | (529.59) | (529.60) | (529.59) | (529.60) | (529.59) | (529.60) | (529.59) | (529.60) | (529.59) | (529.60) |
| 406104 | 001 | 7100 | AMORT OF LAMPLIGHTER ACQ ADJ | (471.32) | (471.33) | (471.32) | (471.33) | (471.32) | (471.33) | (471.32) | (471.33) | (471.32) | (471.33) |
| 406105 | 001 | 7100 | AMORT FLETCHERS CORNER ACQ ADJ | (548.34) | (548.34) | (548.34) | (548.34) | (548.34) | (548.34) | (548.34) | (548.34) | (548.34) | (548.34) |
| | | | | 114,437.97 | 114,446.61 | 113,436.96 | 113,458.86 | 113,818.33 | 114,262.76 | 114,391.92 | 114,567.99 | 117,683.35 | 487,149.78 |
| | | | Amortization Expense: CIAC | | | | | | | | | | |
| 405300 | 001 | 7000:7100 | AMORTIZATION EXPENSE: CIAC | (36,748.16) | (36,751.40) | (36,534.26) | (36,549.75) | (36,571.71) | (36,457.50) | (36,574.22) | (36,626.46) | (39,864.90) | (408,230.37) |
| | | | Amortization Expense | | | | | | | | | | |
| 407320 | 001 | 7100 | AMORT EXP - DEFERRED CHARGES | 9,983.62 | 9,979.36 | 4,361.25 | 4,361.23 | 4,361.21 | 4,361.26 | 4,361.22 | 4,361.24 | 4,361.25 | 4,361.23 |
| 407100 | 001 | 7100 | AMORT: ACQUISITION PREMIUM | 17,811.63 | 18,307.81 | 18,307.81 | 18,307.81 | 18,307.81 | 18,307.82 | 18,307.82 | 18,307.81 | 18,307.81 | 18,307.81 |
| | | | Taxes Other than Income Tax | | | | | | | | | | |
| 408110 | 001 | 7000:7100 | LOCAL PROPERTY TAXES | 105,673.21 | 105,223.21 | 105,673.21 | 105,672.88 | 105,672.88 | 97,003.14 | 102,782.96 | 102,782.96 | 102,782.97 | 102,782.96 |
| 408130 | 001 | 7000:7100 | NH BET TAXES | - | - | - | - | - | - | - | - | - | - |
| 414000 | 001 | 7100 | GAIN FROM FORGIVENESS SRF DEBT | (2,059.04) | (2,059.04) | (2,059.04) | (2,059.04) | (2,059.04) | (2,059.04) | (2,059.04) | (2,059.04) | (2,059.04) | (2,059.04) |
| | | | Income Tax | | | | | | | | | | |
| 409102 | 001 | 7100 | PROV/FED INC TAX/CURRENT | (20,706.87) | (11,515.10) | 2,032.26 | (222.47) | 16,098.53 | 74,563.24 | 62,445.09 | 43,593.75 | 18,847.12 | 103,561.97 |
| 409113 | 001 | 7100 | PROVS FOR NH BUS PRFTS TAX CUR | (8,225.91) | (4,574.44) | 807.33 | (88.38) | 6,395.22 | 29,620.65 | 24,806.65 | 17,317.85 | 7,487.11 | 41,140.55 |
| 410102 | 001 | 7100 | PROV FEDL INCOME TAX DEFERRED | - | - | - | - | - | - | - | - | - | - |
| 410113 | 001 | 7100 | PROV NH INCOME TAX DEFERRED | - | - | - | - | - | - | - | - | - | - |
| | | | | (28,932.78) | (16,089.54) | 2,839.59 | (310.85) | 22,493.75 | 104,183.89 | 87,251.74 | 60,911.60 | 26,334.23 | 144,702.52 |
| | | | Total Operating Deducts | 663,083.34 | 632,774.48 | 688,955.31 | 678,274.97 | 658,160.05 | 833,059.40 | 874,344.45 | 835,069.88 | 787,797.32 | 975,593.82 |
| | | | Net Operating Income | (21,482.36) | 14,889.37 | 6,014.27 | (4,864.59) | 94,938.22 | 317,200.54 | 306,280.78 | 186,763.94 | 124,775.10 | (196,185.47) |
| | | | Non-Operating Revenue Deductions | | | | | | | | | | |
| 421000 | 001 | 7100 | MISC NON-OPERATING INCOME(EXP) | (7,453.58) | - | - | - | - | - | - | - | - | - |
| 426001 | 001 | 7100 | MISCELLANEOUS NON-UTILITY EXP | - | - | - | - | - | - | - | - | - | - |
| 420000 | 001 | 7100 | AFUDC-INTEREST(DEBT) COMPONENT | - | - | - | - | - | - | - | - | - | - |

| | | | | | | | | | | | | | |
|------------------------------------|-----|-----------|------------------------------|--------------------|---------------------|---------------------|---------------------|---------------------|-------------------|-------------------|-------------------|-------------------|---------------------|
| 420100 | 001 | 7100 | AFUDC - EQUITY COMPONENT | - | - | - | - | - | - | - | - | - | |
| Interest Expense | | | | | | | | | | | | | |
| 427300 | 001 | 7000:7100 | INTEREST EXP: BONDS & NOTES | 58,659.61 | 57,577.25 | 424.84 | 26,133.60 | 56,612.63 | 54,168.02 | 53,616.77 | 54,295.23 | 63,841.86 | 60,256.61 |
| 427200 | 001 | 7000:7100 | LINE OF CREDIT INTEREST | 3,620.25 | 3,423.87 | 3,640.70 | 2,295.82 | 2,329.36 | 1,983.14 | 2,282.94 | 2,254.50 | 2,175.52 | 2,237.90 |
| 428000 | 001 | 7100 | AMORTIZATION OF DEBT EXPENSE | 2,087.94 | 2,087.94 | 2,087.94 | 2,087.94 | 2,087.94 | 2,087.94 | 2,087.94 | 2,087.94 | 2,204.41 | 1,674.50 |
| 419000 | 001 | 7100 | INTEREST INCOME | - | - | - | - | - | - | - | - | - | - |
| 427115 | 001 | 7100 | INTERCOMPANY INTEREST | 17,312.30 | 16,169.18 | 17,454.70 | 8,554.24 | 8,429.33 | 8,385.62 | 8,456.14 | 8,524.13 | 8,510.46 | 8,391.87 |
| 427500 | 001 | 7100 | INTEREST - OTHER | - | - | - | - | - | - | - | - | - | - |
| Total Interest | | | | 81,680.10 | 79,258.24 | 23,608.18 | 39,071.60 | 69,459.26 | 66,624.72 | 66,443.79 | 67,161.80 | 76,732.25 | 72,560.88 |
| Net Income Before Dividends | | | | (95,708.88) | (64,368.87) | (17,593.91) | (43,936.19) | 25,478.96 | 250,575.82 | 239,836.99 | 119,602.14 | 48,042.85 | (268,746.35) |
| Net Income (Or Loss) - YTD | | | | (95,708.88) | (160,077.75) | (177,671.66) | (221,607.85) | (196,128.89) | 54,446.93 | 294,283.92 | 413,886.06 | 461,928.91 | 193,182.56 |
| Net Income (Or Loss) - MTD | | | | (95,708.88) | (64,368.87) | (17,593.91) | (43,936.19) | 25,478.96 | 250,575.82 | 239,836.99 | 119,602.14 | 48,042.85 | (268,746.35) |

| | 11 | 12 | 12 |
|--|---------------------|---------------------|-----------------------|
| | Nov-20 | Dec-20 | Total |
| | (15,085.88) | (15,156.74) | (182,112) |
| | (77,192.43) | (77,192.43) | (926,309) |
| | 77,192.43 | 77,192.43 | 926,309 |
| | (565,522.62) | (518,019.49) | (8,006,666) |
| | - | - | (97,444) |
| | 44,525.00 | (22,274.00) | (40,920) |
| | - | - | 97,444 |
| | - | - | - |
| | - | - | - |
| | (20,067.47) | (18,668.22) | (270,425) |
| | (107,571.08) | (107,586.76) | (1,289,588) |
| | (663,722.05) | (681,705.21) | (9,789,710.90) |
| | (2,296.00) | (2,034.00) | (15,489) |
| | 666,018.05 | 683,739.21 | 9,805,200.08 |
| | 577.85 | 1,765.15 | 21,880 |
| | 22,856.74 | 33,303.79 | 315,456 |
| | 30,441.24 | 40,510.50 | 385,163 |
| | 897.02 | 815.29 | 11,654 |
| | 3,202.67 | 5,506.67 | 41,537 |
| | 4,040.68 | 3,693.68 | 66,712 |
| | 1,762.25 | 1,479.30 | 22,127 |
| | 5,436.51 | 5,436.51 | 67,035 |
| | 253.41 | 790.58 | 3,152 |
| | 389.24 | 435.60 | 5,105 |
| | 23,930.04 | 8,737.65 | 103,837 |
| | 3,078.95 | 3,487.71 | 47,979 |
| | 2,573.06 | 2,308.46 | 35,634 |
| | 5,624.62 | 5,488.25 | 74,475 |
| | 33,415.00 | 17,625.00 | 197,463 |
| | - | - | - |
| | - | - | - |
| | 2,138.46 | 1,799.99 | 26,892 |
| | 1,133.11 | 1,309.62 | 17,468 |
| | 472.04 | 492.10 | 5,142 |
| | 658.58 | 660.74 | 5,873 |
| | 889.70 | 952.63 | 9,788 |
| | 99.28 | 123.46 | 1,611 |
| | 348.09 | 448.05 | 4,499 |
| | 3,575.38 | 3,641.15 | 39,807 |
| | 414.06 | 479.93 | 4,545 |
| | 776.71 | 759.36 | 8,641 |
| | 976.84 | 811.91 | 7,006 |
| | 454.06 | 480.12 | 5,069 |
| | 974.14 | 1,438.92 | 12,859 |
| | - | - | - |
| | 660.40 | 685.25 | 8,788 |

| | | |
|-----------|-----------|---------|
| 131.31 | 273.90 | 1,924 |
| 358.58 | 222.62 | 3,785 |
| 720.23 | 885.32 | 7,344 |
| 824.42 | 1,533.27 | 8,880 |
| 1,016.71 | 1,196.40 | 12,719 |
| 60.56 | 66.15 | 706 |
| 51.61 | 51.61 | 562 |
| 395.71 | 382.86 | 4,631 |
| 916.43 | 1,332.76 | 15,773 |
| 149.61 | 287.48 | 2,309 |
| 247.40 | 268.54 | 3,193 |
| (57.36) | 1,491.50 | 9,484 |
| - | - | - |
| 396.06 | 521.27 | 5,858 |
| 310.66 | 191.86 | 2,203 |
| 280.77 | 353.03 | 4,050 |
| 503.60 | 1,050.97 | 10,859 |
| 526.73 | 645.24 | 7,720 |
| - | - | - |
| 294.24 | 307.78 | 5,104 |
| 137.46 | 123.00 | 2,657 |
| 351.46 | 385.29 | 3,520 |
| 557.11 | 3,993.59 | 21,002 |
| - | - | - |
| 122.95 | 285.95 | 4,354 |
| 68.28 | 463.37 | 3,798 |
| 301.56 | 499.65 | 3,483 |
| 249.27 | 429.54 | 3,766 |
| 509.35 | 553.71 | 2,474 |
| 186.89 | 269.28 | 1,840 |
| 114.72 | 1,116.12 | 7,714 |
| 272.22 | 325.15 | 4,214 |
| - | - | - |
| - | - | - |
| 295.26 | - | 474 |
| 80.38 | - | 9,350 |
| 1,501.21 | - | 5,514 |
| - | - | - |
| - | - | - |
| 1,135.76 | 1,517.70 | 22,166 |
| - | - | - |
| 78.49 | 78.49 | 917 |
| 2,383.26 | 4,255.26 | 19,205 |
| 46,371.97 | 54,267.08 | 660,735 |
| 1,746.81 | 2,762.26 | 26,290 |
| - | - | - |
| - | - | - |
| 1,000.00 | 900.00 | 8,840 |
| - | - | - |
| - | - | - |
| 87.12 | 642.58 | 2,911 |
| - | 160.80 | 421 |
| 72.86 | 151.27 | 694 |
| - | 963.40 | 963 |
| - | - | - |
| 9,178.18 | 10,572.01 | 60,448 |

| | | |
|-------------------|-------------------|---------------------|
| 59.94 | 410.06 | 994 |
| - | 137.17 | 1,546 |
| 43.95 | 167.73 | 7,760 |
| 757.15 | 3,913.05 | 24,921 |
| - | - | - |
| - | - | - |
| - | - | - |
| - | - | - |
| 1,405.28 | 1,839.12 | 17,856 |
| 14,360.60 | 2,842.60 | 46,324 |
| 3,719.22 | 2,211.56 | 29,477 |
| - | - | - |
| 246,326.11 | 252,766.72 | 2,670,930.89 |

| | | |
|------------------|------------------|-------------------|
| - | - | - |
| - | - | - |
| - | - | - |
| - | - | - |
| 5,808.19 | 3,652.15 | 47,639 |
| 1,447.45 | 362.35 | 9,640 |
| 1,073.93 | 390.52 | 3,560 |
| - | - | 154 |
| - | - | - |
| - | - | - |
| 7,061.00 | 5,623.02 | 164,420 |
| 3,108.77 | 850.88 | 48,946 |
| 15,886.28 | 504.92 | 71,628 |
| 1,406.83 | 1,930.85 | 40,643 |
| 32.97 | 39.37 | 1,415 |
| 14,919.72 | 12,610.57 | 200,209 |
| 767.44 | 168.32 | 7,789 |
| 2,010.62 | 15,157.70 | 39,389 |
| - | 22.50 | 274 |
| - | - | 5,129 |
| 118.46 | 875.07 | 21,822 |
| 8,913.60 | 3,352.97 | 81,275 |
| 62,555.26 | 45,541.19 | 743,928.98 |

| | | |
|-----------|----------|--------|
| - | - | - |
| - | - | 1,382 |
| 3,205.68 | 1,847.91 | 28,479 |
| 1,871.26 | 1,888.72 | 25,598 |
| 692.53 | 397.74 | 4,545 |
| - | - | - |
| 10,764.80 | 4,472.69 | 88,910 |
| - | 3,424.38 | 6,874 |
| - | - | 18,516 |
| 1,497.42 | 253.55 | 10,541 |

| | | |
|------------------|------------------|-------------------|
| 18,031.69 | 12,284.99 | 184,845.18 |
| 98.45 | 122.65 | 786 |
| 139.94 | 76.60 | 1,642 |
| 8.00 | 1,225.92 | 13,953 |

| | | |
|--------------------|---------------------|-------------------|
| 9,855.74 | 9,872.38 | 113,306 |
| 2,931.00 | 2,931.00 | 33,051 |
| 961.67 | 961.67 | 11,540 |
| 458.85 | - | 3,565 |
| - | - | - |
| - | - | 103 |
| - | - | - |
| - | - | - |
| - | - | - |
| 14,453.65 | 15,190.22 | 177,946.06 |
| 5,747.00 | 3,970.00 | 59,920 |
| 205,175.00 | 182,655.00 | 2,421,214 |
| - | - | - |
| - | - | - |
| 552,288.71 | 512,408.12 | 6,073,940 |
| - | - | - |
| 138,315.42 | 164,815.01 | 1,982,811 |
| (14,169.07) | (14,169.05) | (170,029) |
| (9.59) | (9.59) | (115) |
| (474.65) | (474.65) | (5,696) |
| (529.59) | (529.60) | (6,355) |
| (471.32) | (471.33) | (5,656) |
| (548.34) | (548.34) | (6,580) |
| 122,112.86 | 148,612.45 | 1,788,380 |
| (41,671.28) | (52,507.02) | (835,087) |
| 4,361.21 | 4,960.21 | 64,174 |
| 18,307.81 | 18,307.81 | 219,198 |
| 82,715.29 | 63,618.85 | 1,182,385 |
| - | 3,978.00 | 3,978 |
| (2,059.04) | (2,059.04) | (24,708) |
| (20,975.47) | (14,344.05) | 253,378 |
| (8,332.62) | (27,077.01) | 79,277 |
| - | 277,647.00 | 277,647 |
| - | 128,035.00 | 128,035 |
| (29,308.09) | 364,260.94 | 738,337.00 |
| 706,747.47 | 1,061,580.32 | 9,391,463 |
| (40,729.42) | (377,841.11) | 409,759 |
| - | - | (7,454) |
| - | - | - |
| - | - | - |

| | | |
|---------------------|---------------------|---------------------|
| - | - | - |
| 56,908.52 | 56,314.88 | 598,810 |
| 1,842.15 | 568.17 | 28,654 |
| 1,674.50 | 1,674.50 | 23,931 |
| - | - | - |
| 8,459.03 | 8,546.11 | 127,193 |
| - | - | - |
| 68,884.20 | 67,103.66 | 778,588.68 |
| (109,613.62) | (444,944.77) | (361,375.83) |
| 83,568.94 | (361,375.83) | |
| (109,613.62) | (444,944.77) | |

| | | | | 1 | 2 | 3 | 4 | 5 | 6 | 7 | 8 | 9 |
|--|-----|------|--|----------------------|----------------------|----------------------|----------------------|----------------------|----------------------|----------------------|----------------------|----------------------|
| | | | | Jan-20 | Feb-20 | Mar-20 | Apr-20 | May-20 | Jun-20 | Jul-20 | Aug-20 | Sep-20 |
| Assets | | | | | | | | | | | | |
| Land | | | | | | | | | | | | |
| 103000 | 001 | 7000 | PROPERTY HELD FUTURE USE | 4,449.76 | 4,449.76 | 4,449.76 | 4,449.76 | 4,449.76 | 4,449.76 | 4,449.76 | 4,449.76 | 4,449.76 |
| 303100 | 001 | 7000 | LAND | 505,004.63 | 505,004.63 | 505,004.63 | 505,004.63 | 505,004.63 | 505,004.63 | 505,004.63 | 505,004.63 | 505,004.63 |
| 303240 | 001 | 7000 | EASEMENTS | 486,156.66 | 486,156.66 | 486,156.66 | 486,156.66 | 486,156.66 | 486,156.66 | 486,156.66 | 486,156.66 | 486,156.66 |
| 303250 | 001 | 7000 | EASEMENT - GAGE HILL | - | - | - | - | - | - | - | - | - |
| 303260 | 001 | 7000 | EASEMENTS: OAKWOOD | - | - | - | - | - | - | - | - | - |
| 303270 | 001 | 7000 | EASEMENTS: GILCREAST RD | - | - | - | - | - | - | - | - | - |
| 303500 | 001 | 7000 | DISTRIB RESER & STANDPIPE LAND | - | - | - | - | - | - | - | - | - |
| 303510 | 001 | 7000 | AVERY/HICKORY INTER WATER RIGHTS | 100,335.00 | 100,335.00 | 100,335.00 | 100,335.00 | 100,335.00 | 100,335.00 | 100,335.00 | 100,335.00 | 100,335.00 |
| 303520 | 001 | 7000 | LAND RIGHTS/SOURCE OF SUPPLY & PUMPING PLANT | 108,285.50 | 108,285.50 | 108,285.50 | 108,285.50 | 108,285.50 | 108,285.50 | 108,285.50 | 108,285.50 | 108,285.50 |
| 303600 | 001 | 7000 | DISTRIB SYS LAND & RIGHTS/WAY | 25,000.00 | 25,000.00 | 25,000.00 | 25,000.00 | 25,000.00 | 25,000.00 | 25,000.00 | 25,000.00 | 25,000.00 |
| | | | | 1,229,231.55 | 1,229,231.55 | 1,229,231.55 | 1,229,231.55 | 1,229,231.55 | 1,229,231.55 | 1,229,231.55 | 1,229,231.55 | 1,229,231.55 |
| Structures | | | | | | | | | | | | |
| 304000 | 001 | 7000 | STRUCTURES AND IMPROVEMENTS | - | - | - | - | - | - | - | - | - |
| 304100 | 001 | 7000 | SOURCE OF SUPPLY STRUCTURES | 3,659,390.73 | 3,659,390.73 | 3,659,390.73 | 3,659,390.73 | 3,659,390.73 | 3,659,390.73 | 3,659,390.73 | 3,659,390.73 | 3,659,390.73 |
| 304200 | 001 | 7000 | POWER & PUMPING STRUCTURES | 2,508,137.30 | 2,508,137.30 | 2,508,137.30 | 2,508,137.30 | 2,508,137.30 | 2,508,137.30 | 2,508,137.30 | 2,508,137.30 | 2,508,137.30 |
| 304210 | 001 | 7000 | STRUCTURES & IMPROVE: ROOFING | 14,695.12 | 14,695.12 | 14,695.12 | 14,695.12 | 14,695.12 | 14,695.12 | 14,695.12 | 14,695.12 | 14,695.12 |
| 304500 | 001 | 7000 | DISTRIBUTION RESERVOIRS | - | - | - | - | - | - | - | - | - |
| 304550 | 001 | 7000 | BOOSTER STATIONS | 1,265,051.46 | 1,265,051.46 | 1,265,051.46 | 1,265,051.46 | 1,265,051.46 | 1,265,051.46 | 1,265,051.46 | 1,265,051.46 | 1,522,051.46 |
| 304800 | 001 | 7000 | WTP - STRUCTURES | 51,800.53 | 51,800.53 | 51,800.53 | 51,800.53 | 51,800.53 | 51,800.53 | 51,800.53 | 51,800.53 | 51,800.53 |
| 304999 | 001 | 7000 | BUILDINGS/ACQUISITION ADJUSTMT | - | - | - | - | - | - | - | - | - |
| 306000 | 001 | 7000 | LAKE, RIVER, OTHER INTAKES | - | - | - | - | - | - | - | - | - |
| 307100 | 001 | 7000 | WELLS & SPRINGS | 2,055,630.43 | 2,055,630.43 | 2,055,630.43 | 2,055,630.43 | 2,055,630.43 | 2,055,630.43 | 2,055,630.43 | 2,055,630.43 | 2,078,069.30 |
| 307210 | 001 | 7000 | WELL PUMPING & PIPING | 309,878.99 | 309,878.99 | 309,878.99 | 309,878.99 | 309,878.99 | 309,878.99 | 309,878.99 | 314,443.65 | 307,942.55 |
| 309200 | 001 | 7000 | SUPPLY MAINS:S/S PUMPING PLANT | 562,249.21 | 562,249.21 | 562,249.21 | 562,249.21 | 562,249.21 | 562,000.70 | 562,000.70 | 562,000.70 | 572,000.70 |
| | | | | 10,426,833.77 | 10,426,833.77 | 10,426,833.77 | 10,426,833.77 | 10,426,833.77 | 10,426,585.26 | 10,426,585.26 | 10,431,149.92 | 10,714,087.69 |
| Equipment | | | | | | | | | | | | |
| 310000 | 001 | 7000 | POWER GENERATION EQUIPMENT | 759,921.19 | 759,921.19 | 759,921.19 | 759,921.19 | 759,921.19 | 759,921.19 | 759,921.19 | 759,921.19 | 824,921.19 |
| 311200 | 001 | 7000 | ELECTRIC PUMPING EQUIPMENT | 1,655,519.00 | 1,655,519.00 | 1,655,519.00 | 1,657,676.91 | 1,657,676.91 | 1,657,676.91 | 1,659,238.57 | 1,659,238.57 | 1,790,113.56 |
| 311210 | 001 | 7000 | PUMPING EQUIPMENT: PUMPS | 319,973.11 | 321,600.01 | 321,600.01 | 324,778.49 | 324,778.49 | 330,786.29 | 330,786.29 | 334,861.19 | 330,330.97 |
| 311220 | 001 | 7000 | PUMPING EQUIPMENT: METERS | 18,636.91 | 18,636.91 | 18,636.91 | 18,636.91 | 18,636.91 | 18,636.91 | 18,636.91 | 18,636.91 | 18,636.91 |
| 311230 | 001 | 7000 | ELECTRIC PUMPING EQUIPMENT-CHEMICAL PUMPS | 25,206.24 | 25,206.24 | 25,206.24 | 25,206.24 | 25,206.24 | 25,206.24 | 25,206.24 | 25,206.24 | 25,206.24 |
| 311600 | 001 | 7000 | OTHER POWER PUMPING EQUIPMENT | 4,175.71 | 4,175.71 | 4,175.71 | 4,175.71 | 4,175.71 | 4,175.71 | 4,175.71 | 4,175.71 | 4,175.71 |
| 320000 | 001 | 7000 | PURIFICATION SYSTEM EQUIPMENT | 834,158.36 | 834,158.36 | 834,158.36 | 834,158.36 | 834,158.36 | 834,158.36 | 834,158.36 | 834,158.36 | 834,158.36 |
| 320100 | 001 | 7000 | OTHER PRODUCTION EQUIPMENT | - | - | - | - | - | - | - | - | - |
| 320200 | 001 | 7000 | WATER TREATMENT EQUIPMENT | 469,778.30 | 469,778.30 | 469,778.30 | 469,778.30 | 469,778.30 | 469,778.30 | 469,778.30 | 469,778.30 | 522,278.30 |
| 320310 | 001 | 7000 | WTP EQUIPMENT-FILTER MEDIA | 17,123.56 | 17,123.56 | 17,123.56 | 17,123.56 | 17,123.56 | 17,123.56 | 17,123.56 | 17,123.56 | 17,123.56 |
| | | | | 4,104,492.38 | 4,106,119.28 | 4,106,119.28 | 4,111,455.67 | 4,111,455.67 | 4,117,463.47 | 4,119,025.13 | 4,123,100.03 | 4,366,944.80 |
| Transmission & Distribution | | | | | | | | | | | | |
| 330000 | 001 | 7000 | DISTRIBUTION RES & STANDPIPES | 1,992,420.41 | 1,992,420.41 | 1,992,420.41 | 1,992,420.41 | 1,992,420.41 | 1,992,420.41 | 1,992,420.41 | 1,992,420.41 | 2,052,420.41 |
| 331001 | 001 | 7000 | PAVEMENTS - TRANS MAINS | 91,034.18 | 91,034.18 | 91,034.18 | 91,034.18 | 161,484.18 | 260,649.02 | 260,649.02 | 260,649.02 | 260,649.02 |
| 331002 | 001 | 7000 | PAVEMENTS - DIST MAINS | 1,346,584.68 | 1,346,584.68 | 1,346,584.68 | 1,346,584.68 | 1,346,584.68 | 1,346,584.68 | 1,346,584.68 | 1,346,584.68 | 1,354,366.35 |
| 331003 | 001 | 7000 | PAVEMENTS-GATE VALVES | 5,826.93 | 5,826.93 | 5,826.93 | 5,826.93 | 5,826.93 | 5,826.93 | 5,826.93 | 5,826.93 | 5,826.93 |
| 331006 | 001 | 7000 | PAVING: CIAC - MAINS | - | - | - | - | - | - | - | - | - |
| 331100 | 001 | 7000 | MAINS: 6" & LARGER | 17,698,527.56 | 17,698,527.56 | 17,698,527.56 | 17,698,527.56 | 17,698,527.56 | 17,696,888.47 | 17,696,888.47 | 17,696,888.47 | 17,915,313.08 |
| 331101 | 001 | 7000 | MAINS: 4" & UNDER | 2,670,226.65 | 2,670,226.65 | 2,670,226.65 | 2,670,226.65 | 2,733,896.39 | 2,771,318.57 | 2,771,318.57 | 2,799,820.40 | 2,799,820.40 |
| 331102 | 001 | 7000 | MAINS: UNKNOWN SIZE | 5,161,268.54 | 5,161,268.54 | 5,161,268.54 | 5,161,268.54 | 5,161,268.54 | 5,161,268.54 | 5,161,268.54 | 5,161,268.54 | 5,161,268.54 |
| 331150 | 001 | 7000 | MAINS: CIAC - 6" & LARGER | 10,240,438.54 | 10,240,438.54 | 10,240,438.54 | 10,240,438.54 | 10,240,438.54 | 10,240,438.54 | 10,240,438.54 | 10,240,438.54 | 10,240,438.54 |
| 331151 | 001 | 7000 | MAINS: CIAC - 4" & UNDER | 924,639.69 | 924,639.69 | 924,639.69 | 924,639.69 | 924,639.69 | 924,639.69 | 924,639.69 | 924,639.69 | 924,639.69 |
| 331152 | 001 | 7000 | MAINS: CIAC - UNKNOWN SIZE | 622,095.25 | 622,095.25 | 622,095.25 | 622,095.25 | 622,095.25 | 622,095.25 | 622,095.25 | 622,095.25 | 622,095.25 |

| | | | | | | | | | | | | |
|--------|-----|------|--------------------------------------|------------------------|------------------------|------------------------|------------------------|------------------------|------------------------|------------------------|------------------------|------------------------|
| 108000 | 001 | 7000 | ACCUMULATED DEPRECIATION | (18,991,434.77) | (19,122,083.95) | (19,251,723.48) | (19,379,943.14) | (19,509,964.05) | (19,639,434.50) | (19,770,028.96) | (19,900,799.53) | (20,017,775.38) |
| 108001 | 001 | 7000 | ACCUM DEPREC: COST OF REMOVAL | 1,464,601.34 | 1,464,890.50 | 1,464,990.89 | 1,465,815.96 | 1,474,574.28 | 1,480,481.29 | 1,480,753.15 | 1,484,897.03 | 1,516,211.24 |
| 108002 | 001 | 7000 | ACCUMULATED DEPRECIATION: LOSS | 1,793,536.68 | 1,793,536.68 | 1,793,536.68 | 1,794,533.17 | 1,794,533.17 | 1,795,737.08 | 1,795,737.05 | 1,795,737.05 | 1,819,326.81 |
| 108999 | 001 | 7000 | ACCUM DEPREC: ACQUIS ADJUSTMNT | - | - | - | - | - | - | - | - | - |
| | | | | (15,733,296.75) | (15,863,656.77) | (15,993,195.91) | (16,119,594.01) | (16,240,856.60) | (16,363,216.13) | (16,493,538.76) | (16,620,165.45) | (16,682,237.33) |
| | | | Net Plant in Service | 54,964,016.91 | 54,859,420.14 | 54,757,932.29 | 54,686,873.10 | 54,741,384.75 | 54,781,514.85 | 54,680,066.14 | 54,650,321.51 | 55,515,795.07 |
| | | | Construction Work in Progress | | | | | | | | | |
| 105222 | 001 | 7000 | CWIP: CONTRACTOR CLEARING | 492,836.74 | 510,819.43 | 545,853.96 | 615,388.56 | 626,959.33 | 641,592.20 | 653,959.25 | 926,915.22 | 615,409.28 |
| 105444 | 001 | 7000 | CWIP: CONTRACTOR CLEARING | 262,499.39 | 285,235.39 | 321,154.89 | 879,119.05 | 986,944.17 | 994,406.35 | 1,075,966.94 | 1,243,796.79 | 1,585,740.68 |
| | | | | 55,719,353.04 | 55,655,474.96 | 55,624,941.14 | 56,181,380.71 | 56,355,288.25 | 56,417,513.40 | 56,409,992.33 | 56,821,033.52 | 57,716,945.03 |
| | | | Current Assets | | | | | | | | | |
| | | | Cash | | | | | | | | | |
| 131120 | 001 | 7000 | CASH: BANK OF AMERICA OPERATNG | - | - | - | - | - | - | - | - | - |
| 131110 | 001 | 7000 | CASH: PETTY CASH PAC | 900.00 | 900.00 | 900.00 | 900.00 | 900.00 | 900.00 | 900.00 | 900.00 | 900.00 |
| 131350 | 001 | 7000 | RESTRICTED CASH - TD BANK - RSF | 58,873.19 | (10,065.72) | 42,310.70 | 38,448.36 | 43,145.95 | 91,306.00 | 142,924.12 | 176,447.72 | 198,368.09 |
| 131375 | 001 | 7000 | DSRR 1.0 RSF | 91,987.94 | 72,961.03 | 67,632.48 | 61,952.84 | 745.94 | (16,877.18) | 65,680.46 | 121,586.53 | 98,583.79 |
| 131380 | 001 | 7000 | MOERR RSF | (151,505.93) | (398,541.83) | (506,870.38) | (624,369.41) | (697,495.08) | (502,915.40) | (400,716.47) | (379,580.51) | (426,272.60) |
| 131385 | 001 | 7000 | MOERR | 729,760.88 | 241,950.75 | 1,687,714.69 | 1,173,584.98 | 663,148.83 | 384,093.70 | 880,996.60 | 1,185,957.11 | 575,207.79 |
| 131390 | 001 | 7000 | DSRR 1.0 | 137,089.70 | 124,962.41 | 136,118.84 | 135,689.54 | 147,722.22 | 93,573.91 | 143,223.99 | 182,845.77 | 399,963.90 |
| 131395 | 001 | 7000 | DSRR 0.1 | 106,340.79 | 25,789.38 | 126,607.81 | 137,391.13 | 149,433.20 | 167,866.51 | 186,808.33 | 203,089.32 | 217,664.04 |
| 133100 | 001 | 7000 | OTHER SPECIAL DEPOSITS | 39,170.00 | 39,170.00 | 39,170.00 | 39,170.00 | 39,170.00 | 39,170.00 | 39,170.00 | 39,170.00 | 39,170.00 |
| | | | Accounts Receivable, Net | | | | | | | | | |
| 141000 | 001 | 7000 | A/R: BILLED WATER REVENUE | 427,851.94 | 600,135.93 | 435,027.22 | 436,408.90 | 655,649.61 | 661,776.95 | 634,255.76 | 857,408.50 | 683,043.97 |
| 141400 | 001 | 7000 | A/R: MISCELLANEOUS | 63,045.67 | 63,912.05 | 63,947.62 | 64,021.37 | 64,021.37 | 64,205.76 | (34,614.16) | 13,145.28 | 18,935.47 |
| 143901 | 001 | 7000 | ALLOWANCE FOR DOUBTFUL ACCTS | (2,000.00) | (2,000.00) | (2,000.00) | (2,000.00) | (2,000.00) | (2,000.00) | (2,000.00) | (2,000.00) | (2,000.00) |
| 143902 | 001 | 7000 | ALLOW DOUBTFUL ACCT: NON-WATER | - | - | - | - | - | - | - | - | - |
| | | | | 488,897.61 | 662,047.98 | 496,974.84 | 498,430.27 | 717,670.98 | 723,982.71 | 597,641.60 | 868,553.78 | 699,979.44 |
| 173150 | 001 | 7000 | A/R: UNBILLED WATER REVENUE | 656,771.00 | 528,161.00 | 572,268.00 | 600,384.00 | 596,089.00 | 866,535.00 | 1,003,914.00 | 873,945.00 | 831,090.00 |
| 173153 | 001 | 7000 | AR UNBIL REV:CAP RECOV RECOUP | - | - | - | - | - | - | - | - | - |
| 173200 | 001 | 7000 | A/R:UNBILLED WATER REV-RECOUP | - | - | - | - | - | - | - | - | - |
| 173300 | 001 | 7000 | A/R:UNBILLED WATER REV-RECOUP 2017 | 46,476.32 | 323.14 | 285.35 | 285.35 | 285.35 | 285.35 | 285.35 | 285.35 | 285.35 |
| | | | | 703,247.32 | 528,484.14 | 572,553.35 | 600,669.35 | 596,374.35 | 866,820.35 | 1,004,199.35 | 874,230.35 | 831,375.35 |
| | | | Inventory & Supplies | | | | | | | | | |
| 151000 | 001 | 7000 | INVENTORY | - | - | - | - | - | - | - | - | - |
| 151101 | 001 | 7000 | INVENTORY: METERS - PEU | - | - | - | - | - | - | - | - | - |
| 151400 | 001 | 7000 | INVENTORY: CHEMICALS | - | - | - | - | - | - | - | - | - |
| | | | Prepaid Expenses & Other | | | | | | | | | |
| 162100 | 001 | 7000 | PREPAID INSURANCE | 18,440.02 | 19,567.06 | 10,376.11 | 20,769.32 | 22,523.59 | 24,577.86 | 26,332.01 | 28,094.61 | 30,048.88 |
| 162300 | 001 | 7000 | PREPAID PROPERTY TAXES | - | - | - | - | - | - | - | 53,127.00 | - |
| 162700 | 001 | 7000 | PREPAID EXPENSES | 11,717.97 | 8,438.97 | 5,999.97 | 21,912.97 | 17,758.97 | 14,760.00 | 13,728.33 | 13,046.66 | 12,784.99 |
| 163310 | 001 | 7000 | PREPAID PROPERTY TAXES | 175,927.75 | 87,963.87 | - | - | - | 255,221.89 | 170,147.93 | 85,073.97 | - |
| 184100 | 001 | 7000 | CLEARING ACCOUNT | (31,547.54) | (31,547.54) | (31,547.54) | (31,547.54) | (31,547.54) | (31,547.54) | (31,547.54) | (34,781.61) | (34,781.61) |
| | | | | 174,538.20 | 84,422.36 | (15,171.46) | 11,134.75 | 8,735.02 | 263,012.21 | 178,660.73 | 144,560.63 | 8,052.26 |
| | | | Total Current Assets | 2,379,299.70 | 1,372,080.50 | 2,647,940.87 | 2,073,001.81 | 1,669,551.41 | 2,110,932.81 | 2,839,488.71 | 3,417,760.70 | 2,642,992.06 |
| | | | Other Assets | | | | | | | | | |
| | | | Abandoned Property | | | | | | | | | |
| 182200 | 001 | 7000 | ABANDONED 8" MAIN -RANGE RD | - | - | - | - | - | - | - | - | - |

| | | | | | | | | | | | | |
|---------------------------------|-----|------|---|----------------------|----------------------|----------------------|----------------------|----------------------|----------------------|----------------------|----------------------|----------------------|
| 182400 | 001 | 7000 | ABAND PUMP STA: SPRINGWOOD HLS | - | - | - | - | - | - | - | - | - |
| Other Deferred Charges | | | | | | | | | | | | |
| 186000 | 001 | 7000 | PHASE II & V WAIVER - NC | - | - | - | - | - | - | - | - | - |
| 186100 | 001 | 7000 | ACQUISITION PREMIUM - MARA | 7,349,021.66 | 7,330,713.85 | 7,312,406.04 | 7,294,098.23 | 7,275,790.42 | 7,257,482.60 | 7,239,174.78 | 7,220,866.97 | 7,202,559.16 |
| 186130 | 001 | 7000 | SERGEANT WOODS-NEWTON, NH | - | - | - | - | - | - | - | - | - |
| 186175 | 001 | 7000 | CROSS CONNECTION SURVEY-PEU | - | - | - | - | - | - | - | - | - |
| 186195 | 001 | 7000 | SPRUCE POND-WINDHAM NH-ACQUIST | - | - | - | - | - | - | - | - | - |
| 186200 | 001 | 7000 | CLEAN/DISPOSE OF TANK SLUDGE | - | - | - | - | - | - | - | - | - |
| 186205 | 001 | 7000 | PELHAM WATER SUPPLY STUDY | - | - | - | - | - | - | - | - | - |
| 186210 | 001 | 7000 | LAKES REGION WATER CO-ACQUISIT | - | - | - | - | - | - | - | - | - |
| 186215 | 001 | 7000 | WINNISQUAM VILLAGE CONDO'S | - | - | - | - | - | - | - | - | - |
| 186220 | 001 | 7000 | DANIELS LAKE ACQ - WEARE, NH | - | - | - | - | - | - | - | - | - |
| 186230 | 001 | 7000 | FREEDOM VILLAGE ACQUISITION | - | - | - | - | - | - | - | - | - |
| 186240 | 001 | 7000 | SARBANES-OXLEY | - | - | - | - | - | - | - | - | - |
| 186250 | 001 | 7000 | BIRCH HILL GIARDIA SUIT | - | - | - | - | - | - | - | - | - |
| 186260 | 001 | 7000 | NORTH CONWAY LAND SALE | - | - | - | - | - | - | - | - | - |
| 186265 | 001 | 7000 | ABATEMENT | 6,837.59 | 6,837.59 | 6,837.59 | 6,837.59 | 6,837.59 | 6,837.59 | 6,837.59 | 6,837.59 | 6,837.59 |
| 186266 | 001 | 7000 | ABATEMENT | 5,618.13 | - | - | - | - | - | - | - | - |
| 186267 | 001 | 7000 | LITCHFIELD WHOLESALE WATER SUPPLY CONTRACT FEES | 4,634.59 | 4,613.62 | 4,592.65 | 4,571.68 | 4,550.71 | 4,529.74 | 4,508.77 | 4,487.80 | 4,466.83 |
| 186270 | 001 | 7000 | LONDONDRY VULNERABILITY STUDY | - | - | - | - | - | - | - | - | - |
| 186280 | 001 | 7000 | LITCHFIELD VULNERABILITY STUDY | - | - | - | - | - | - | - | - | - |
| 186280 | 001 | 7000 | GRANT AVAILABILITY STUDY - NC | - | - | - | - | - | - | - | - | - |
| 186300 | 001 | 7000 | WINDHAM WATER SUPPLY STUDY | - | - | - | - | - | - | - | - | - |
| 186310 | 001 | 7000 | W&E WATER SYSTEM SUPPLY STUDY | - | - | - | - | - | - | - | - | - |
| 186325 | 001 | 7000 | BEAVER HOLLOW TANK CLEANING | - | - | - | - | - | - | - | - | - |
| 186360 | 001 | 7000 | W&E WATER SUPPLY STUDY | 1,586.97 | 1,564.31 | 1,541.65 | 1,518.99 | 1,496.33 | 1,473.67 | 1,451.01 | 1,428.35 | 1,405.69 |
| 186370 | 001 | 7000 | LOCKE LAKE WELL/GROUNDWATER STUDY | 19,981.12 | 19,781.18 | 19,581.24 | 19,381.29 | 19,181.34 | 18,981.40 | 18,781.46 | 18,581.51 | 18,381.57 |
| 186375 | 001 | 7000 | AIRSTRIIP STATION UPGRADE STUDY | - | - | - | - | - | - | - | - | - |
| 186380 | 001 | 7000 | RATE CASE EXPENSE: 2007 | - | - | - | - | - | - | - | - | - |
| 186400 | 001 | 7000 | RATE CASE EXP: NORTH COUNTRY | (19.00) | (19.00) | (19.00) | (19.00) | (19.00) | (19.00) | (19.00) | (19.00) | (19.00) |
| 186410 | 001 | 7000 | RATE CASE EXPENSE: 2012 | - | - | - | - | - | - | - | - | - |
| 186415 | 001 | 7000 | RATE CASE EXPENSE: 2017 | 5,143.49 | 855.38 | 846.26 | 843.41 | 841.70 | 840.56 | 839.99 | 839.99 | 839.99 |
| 186416 | 001 | 7000 | RATE CASE EXPENSE: 2019 | - | - | - | - | - | - | - | - | 4,777.50 |
| 186420 | 001 | 7000 | LOCKE LAKE LEAK DETECTION | - | - | - | - | - | - | - | - | - |
| 186500 | 001 | 7000 | MANCHESTER SRCE DEV CHARGE:LY | 414,435.22 | 411,133.32 | 407,831.39 | 404,529.48 | 401,227.58 | 397,925.65 | 394,623.73 | 391,321.83 | 388,019.90 |
| 186510 | 001 | 7000 | MSCD: MAPLE HILLS - DERRY | 26,462.25 | 26,186.49 | 25,910.73 | 25,634.97 | 25,359.21 | 25,083.45 | 24,807.69 | 24,531.93 | 24,256.17 |
| 186675 | 001 | 7000 | WEB SITE UPGRADE 2006 | - | - | - | - | - | - | - | - | - |
| 186680 | 001 | 7000 | WEB-SITE UPGRADE 2011 | - | - | - | - | - | - | - | - | - |
| 186700 | 001 | 7000 | N CONWAY WATER INTERCONNECT | 48,017.14 | 47,516.75 | 47,016.36 | 46,515.97 | 46,015.58 | 45,515.19 | 45,014.80 | 44,514.41 | 44,014.02 |
| 186701 | 001 | 7000 | N CONWAY WATER PREC-BUY IN FEE | 1,062.41 | 1,051.34 | 1,040.28 | 1,029.21 | 1,018.15 | 1,007.08 | 996.02 | 984.95 | 973.89 |
| 186710 | 001 | 7000 | SKYVIEW ESTATES - PELHAM | 3,308.80 | 3,308.80 | 3,308.80 | 3,308.80 | 3,308.80 | 3,308.80 | 3,308.80 | 3,308.80 | 3,308.80 |
| 186720 | 001 | 7000 | BOW HIGHLANDS, BOW NH-ACQUISIT | 2,368.14 | 2,339.60 | 2,311.06 | 2,282.54 | 2,254.02 | 2,225.48 | 2,196.96 | 2,168.42 | 2,139.88 |
| 186730 | 001 | 7000 | CO-BANK DEFERRED PATRONAGE | 151,206.15 | 151,206.15 | 151,206.15 | 181,781.09 | 181,781.09 | 181,781.09 | 181,781.09 | 181,781.09 | 181,781.09 |
| 186750 | 001 | 7000 | CO-BANK DEFERRED PATRONAGE | - | - | - | - | - | - | - | - | - |
| | | | | 8,039,664.66 | 8,007,089.38 | 7,984,411.20 | 7,992,314.25 | 7,969,643.52 | 7,946,973.30 | 7,924,303.69 | 7,901,634.64 | 7,883,743.08 |
| 188100 | 001 | 7000 | ACQUISITION PREMIUM - MARA | - | - | - | - | - | - | - | - | - |
| Unamortized Debt Expense | | | | | | | | | | | | |
| 181000 | 001 | 7000 | UNAMORTIZED DEBT EXPENSE | 234,892.21 | 232,804.27 | 230,716.33 | 228,628.39 | 226,540.45 | 225,740.51 | 223,652.57 | 221,564.63 | 219,528.22 |
| Total Other Assets | | | | 8,274,556.87 | 8,239,893.65 | 8,215,127.53 | 8,220,942.64 | 8,196,183.97 | 8,172,713.81 | 8,147,956.26 | 8,123,199.27 | 8,103,271.30 |
| Total Assets | | | | 66,373,209.61 | 65,267,449.11 | 66,488,009.54 | 66,475,325.16 | 66,221,023.63 | 66,701,160.02 | 67,397,437.30 | 68,361,993.49 | 68,463,208.39 |

Equity and Liabilities

Shareholder's Equity

| | | | | | | | | | | | |
|--------|-----|------|---|------------------------|------------------------|------------------------|------------------------|------------------------|------------------------|------------------------|------------------------|
| 201100 | 001 | 7000 | COMMON STOCK | (100.00) | (100.00) | (100.00) | (100.00) | (100.00) | (100.00) | (100.00) | (100.00) |
| 211000 | 001 | 7000 | ADDITIONAL PAID IN CAPITAL | (11,428,200.68) | (10,917,251.07) | (10,917,251.07) | (10,917,251.07) | (10,917,251.07) | (10,917,251.07) | (10,917,251.07) | (10,917,251.07) |
| 438000 | 001 | 7000 | DIVIDENDS: COMMON STOCK | - | - | - | - | - | - | - | - |
| 219000 | 001 | 7000 | OTHER COMPREHENSIVE INCOME | 249,963.60 | 281,728.20 | 312,422.40 | 320,128.80 | 322,941.60 | 314,991.00 | 323,509.80 | 313,821.00 |
| | | | | (11,178,337.08) | (10,635,622.87) | (10,604,928.67) | (10,597,222.27) | (10,594,409.47) | (10,602,360.07) | (10,593,841.27) | (10,603,530.07) |
| 215500 | 001 | 7000 | RETAINED EARNINGS BEG - PEU | 2,156,261.69 | 2,156,261.69 | 2,156,261.69 | 2,156,261.69 | 2,156,261.69 | 2,156,261.69 | 2,156,261.69 | 2,156,261.69 |
| | | | Net Profit or Loss | 95,708.88 | 160,077.75 | 177,671.66 | 221,607.85 | 196,128.89 | (54,446.93) | (294,283.92) | (413,886.06) |
| | | | Total Equity | (8,926,366.51) | (8,319,283.43) | (8,270,995.32) | (8,219,352.73) | (8,242,018.89) | (8,500,545.31) | (8,731,863.50) | (8,861,154.44) |
| 221000 | 001 | 7000 | LONG TERM DEBT: BONDS & NOTES | - | - | - | - | - | - | - | - |
| 221002 | 001 | 7000 | LTD - SRF LOAN: GREEN HILLS | (66,893.75) | (65,450.00) | (64,006.25) | (62,562.50) | (61,118.75) | (59,675.00) | (58,231.25) | (56,787.50) |
| 221003 | 001 | 7000 | LTD-SRF LOAN PELHAM TANK PROJ | (209,068.13) | (206,412.64) | (203,749.43) | (201,078.48) | (198,399.77) | (195,713.28) | (193,018.97) | (190,316.83) |
| 221004 | 001 | 7000 | LTD-SRF LOAN: MAPLE HILLS | (321,295.00) | (318,800.00) | (316,299.00) | (313,792.00) | (311,278.00) | (308,758.00) | (306,232.00) | (303,700.00) |
| 221005 | 001 | 7000 | LTD - SRF LOAN/BIRCH HILL | (1,100,899.06) | (1,093,665.88) | (1,086,415.44) | (1,079,147.69) | (1,071,862.60) | (1,064,560.12) | (1,057,240.21) | (1,049,902.83) |
| 221006 | 001 | 7000 | LTD - SRF LOAN/LOCKE LAKE | (99,690.38) | (98,656.38) | (97,622.38) | (96,588.38) | (95,554.38) | (94,520.38) | (93,486.38) | (92,452.38) |
| 221007 | 001 | 7000 | LTD - SRF LOAN/LOCKE LAKE 2011 | (139,992.74) | (139,379.12) | (138,761.41) | (138,139.62) | (137,513.73) | (136,883.73) | (136,249.61) | (135,611.35) |
| 221008 | 001 | 7000 | LTD/SRF LOAN: LIBERTY TREE | (218,789.00) | (218,019.00) | (217,243.00) | (216,462.00) | (215,676.00) | (214,884.00) | (214,087.00) | (213,284.00) |
| 221009 | 001 | 7000 | LTD/SRF LOAN: LOCKE LAKE 2012 | (280,878.87) | (279,352.79) | (277,823.25) | (276,290.24) | (274,753.75) | (273,213.78) | (271,670.33) | (270,123.37) |
| 221010 | 001 | 7000 | LTD: COBANK 4.5M LOAN | (2,495,449.72) | (2,493,259.88) | (2,438,833.07) | (2,438,833.07) | (2,436,844.86) | (2,382,195.25) | (2,382,195.25) | (2,380,189.26) |
| 221011 | 001 | 7000 | LTD: COBANK 1.7M LOAN | (1,212,807.37) | (1,206,440.60) | (1,199,690.04) | (1,193,282.38) | (1,186,734.75) | (1,180,286.70) | (1,173,699.87) | (1,167,211.19) |
| 221012 | 001 | 7000 | LTD: COBANK 925K LOAN | (663,565.46) | (660,235.31) | (656,659.14) | (653,303.71) | (649,858.88) | (646,478.57) | (643,009.56) | (639,604.18) |
| 221013 | 001 | 7000 | LTD: LOCKE LAKE 2012-PHASE2 | (309,227.49) | (307,765.67) | (306,300.53) | (304,832.07) | (303,360.28) | (301,885.16) | (300,406.69) | (298,924.87) |
| 221014 | 001 | 7000 | LTD: LOCKE LAKE-WINWOOD & MONROE | (315,701.22) | (314,325.68) | (312,947.03) | (311,565.25) | (310,180.34) | (308,792.29) | (307,401.09) | (306,006.74) |
| 221015 | 001 | 7000 | LTD: SRF LOAN/HICKORY & AVERY | (340,015.85) | (338,491.79) | (336,964.41) | (335,433.71) | (333,899.67) | (332,362.28) | (330,821.54) | (329,277.44) |
| 221016 | 001 | 7000 | LTD: SRF LOAN/W&E MAIN REPLACEMENT | (835,799.75) | (832,150.99) | (828,494.28) | (824,829.59) | (821,156.92) | (817,476.24) | (813,787.54) | (810,090.79) |
| 221017 | 001 | 7000 | LTD: SRF LOAN-HARDWOOD TREATMENT | (464,601.55) | (462,534.51) | (460,463.23) | (458,387.69) | (456,307.89) | (454,223.81) | (452,135.45) | (450,042.81) |
| 221018 | 001 | 7000 | LTD: COBANK 625K LOAN | (539,785.87) | (538,419.54) | (536,827.59) | (535,448.77) | (533,991.26) | (532,600.48) | (531,131.34) | (529,728.49) |
| 221019 | 001 | 7000 | LTD: SRF/LOCKE LAKE-WINWOOD & MONROE PHASE II | (330,646.70) | (329,212.70) | (327,775.70) | (326,335.70) | (324,892.70) | (323,447.70) | (321,999.70) | (320,548.70) |
| 221020 | 001 | 7000 | LTD: COBANK 1.25M PORTION OF 2.2M LOAN | (1,125,033.46) | (1,122,323.14) | (1,119,210.21) | (1,116,478.83) | (1,113,607.32) | (1,110,855.68) | (1,107,964.48) | (1,105,192.43) |
| 221021 | 001 | 7000 | LTD: SRF/LOCKE LAKE-VARNEY ROAD | (1,286,554.13) | (1,281,109.73) | (1,275,656.44) | (1,270,194.24) | (1,264,723.12) | (1,259,243.06) | (1,253,754.05) | (1,248,256.08) |
| 221022 | 001 | 7000 | LTD: COBANK 950K PORTION OF 2.2M LOAN | (862,430.89) | (860,519.62) | (858,254.05) | (856,325.41) | (854,273.86) | (852,328.67) | (850,261.03) | (848,299.15) |
| 221023 | 001 | 7000 | LTD: SRF/BRADY AVE | (489,032.02) | (488,056.51) | (487,078.75) | (486,098.73) | (485,116.45) | (484,131.91) | (483,145.11) | (482,156.03) |
| 221024 | 001 | 7000 | LTD: SRF/MERRIMACK RIVER CROSSING | (2,259,180.54) | (2,250,774.74) | (2,242,355.22) | (2,233,921.94) | (2,225,474.89) | (2,217,014.04) | (2,208,539.37) | (2,200,050.86) |
| 221025 | 001 | 7000 | LTD: COBANK 350K LOAN | (331,188.22) | (330,577.46) | (329,817.07) | (329,200.02) | (328,531.40) | (327,908.45) | (327,234.09) | (326,605.18) |
| 221026 | 001 | 7000 | LTD: SRF/HILLCREST ROAD | (227,845.25) | (226,997.50) | (226,148.36) | (225,297.84) | (224,445.93) | (223,592.63) | (222,737.93) | (221,881.84) |
| 221027 | 001 | 7000 | LTD: SRF/LOCKE LAKE GEORGETOWN MAIN | (958,332.63) | (958,332.63) | (958,332.63) | (958,332.63) | (958,332.63) | (1,283,426.34) | (1,283,426.34) | (1,283,426.34) |
| 221028 | 001 | 7000 | LTD: SRF/LOCKE LAKE AIRSTRIP WELL INTERCONN | (16,999.40) | (16,999.40) | (16,999.40) | (16,999.40) | (458,309.20) | (465,967.70) | (465,967.70) | (547,188.70) |
| 221029 | 001 | 7000 | LTD: SRF/LOCKE LAKE SURFACE WATER SUPPLY | (276,560.38) | (276,560.38) | (276,560.38) | (276,560.38) | (276,560.38) | (372,980.96) | (372,980.96) | (441,615.77) |
| 221030 | 001 | 7000 | LTD: COBANK 1.153M LOAN T9 | (1,116,397.42) | (1,114,235.65) | (1,111,887.13) | (1,109,807.25) | (1,107,581.32) | (1,104,959.91) | (1,102,718.20) | (1,100,508.10) |
| 221031 | 001 | 7000 | LTD: COBANK LOAN T10 | - | - | - | - | - | - | - | - |
| 221052 | 001 | 7000 | FORGIVABLE DEBT: GREEN HILLS | (21,300.48) | (20,817.22) | (20,333.96) | (19,850.70) | (19,367.44) | (18,884.18) | (18,400.92) | (17,917.66) |
| 221056 | 001 | 7000 | FORGIVABLE DEBT: LOCKE LAKE | (34,778.52) | (34,465.20) | (34,151.88) | (33,838.56) | (33,525.24) | (33,211.92) | (32,898.60) | (32,585.28) |
| 221057 | 001 | 7000 | FORGIVABLE DEBT:LOCKE LKE 2011 | (73,807.72) | (73,305.63) | (72,803.54) | (72,301.45) | (71,799.36) | (71,297.27) | (70,795.18) | (70,293.09) |
| 221058 | 001 | 7000 | FORGIVABLE DEBT:LIBERTY TREE | (98,996.10) | (98,410.33) | (97,824.56) | (97,238.79) | (96,653.02) | (96,067.25) | (95,481.48) | (94,895.71) |
| 221059 | 001 | 7000 | FORGIVABLE LTD:LOCKE LAKE 2012 | - | - | - | - | - | - | - | - |
| 221060 | 001 | 7000 | FORGIVABLE LTD: BRADY AVE | (59,539.17) | (59,364.57) | (59,189.97) | (59,015.37) | (58,840.77) | (58,666.17) | (58,491.57) | (58,316.97) |

| | | | | | | | | | | | | | | |
|--------|-----|------|---------------------------------------|------------------------|------------------------|------------------------|------------------------|------------------------|------------------------|------------------------|------------------------|------------------------|---|---|
| 235250 | 001 | 7000 | HARDSHIP CASES: CREDITS | - | - | - | - | - | - | - | - | - | - | - |
| 223202 | 001 | 7000 | NOTE PAYABLE: PCP-2015 3M LOAN | - | - | - | - | - | - | - | - | - | - | - |
| 223203 | 001 | 7000 | NOTE PAYABLE: PCP-2015 1M LOAN | - | - | - | - | - | - | - | - | - | - | - |
| 223212 | 001 | 7000 | CURR PORT LTD: 3M PCP NP | - | - | - | - | - | - | - | - | - | - | - |
| 223213 | 001 | 7000 | CURR PORT LTD: 1M PCP NP | - | - | - | - | - | - | - | - | - | - | - |
| 223206 | 001 | 7000 | NOTE PAYABLE- PCP 2018 1.7M LOAN | (1,607,407.52) | (1,604,335.45) | (1,601,255.19) | (1,598,166.71) | (1,595,070.00) | (1,591,965.03) | (1,588,851.78) | (1,585,730.23) | (1,582,600.35) | | |
| 223207 | 001 | 7000 | NOTE PAYABLE - PCP 2018 1.1M LOAN | (1,093,388.71) | (1,091,299.03) | (1,089,203.78) | (1,087,102.94) | (1,084,996.50) | (1,082,884.44) | (1,080,766.75) | (1,078,643.41) | (1,076,514.41) | | |
| 223216 | 001 | 7000 | ST NOTE PAYABLE - PCP 2018 1.7M LOAN | (36,233.71) | (36,330.33) | (36,427.21) | (36,524.35) | (36,621.75) | (36,719.41) | (36,817.33) | (36,915.51) | (37,013.96) | | |
| 223217 | 001 | 7000 | ST NOTE PAYABLE - PCP 2018 1.1M LOAN | (24,646.84) | (24,712.57) | (24,778.47) | (24,844.55) | (24,910.80) | (24,977.23) | (25,043.84) | (25,110.63) | (25,177.59) | | |
| 223800 | 001 | 7000 | INTERCO LOAN NC-INTEGRATED | - | - | - | - | - | - | - | - | - | - | - |
| 233400 | 001 | 7000 | INTERCO PAY/REC: POU/TSC | - | - | - | (172.87) | (172.91) | (172.95) | (172.99) | (173.03) | (173.07) | | |
| 233500 | 001 | 7000 | INTERCO PAY/REC: POU/PWS | - | - | - | (5,171.81) | (5,172.89) | (5,173.97) | (5,175.05) | (5,176.13) | (5,177.21) | | |
| 233600 | 001 | 7000 | INTERCO PAY/REC: POU/PAC | 1.72 | 5.16 | 8.60 | (525.34) | (525.00) | (524.44) | (523.29) | (521.73) | (519.98) | | |
| 233700 | 001 | 7000 | INTERCO PAY/REC: POU/PWW | (389,040.58) | (736,217.14) | (1,126,431.53) | (1,123,590.81) | (1,490,170.39) | (1,549,451.22) | (1,982,212.96) | (2,432,978.89) | (2,365,198.95) | | |
| 233800 | 001 | 7000 | AP INTERCO PAY/REC: POU/PAC | 1,830.29 | 1,830.29 | 1,830.29 | 2,044.24 | 2,272.49 | 4,200.74 | 7,900.74 | 8,128.99 | 9,728.99 | | |
| 233300 | 001 | 7000 | INTERCO PAY/REC: POU/PCP | (4,787,871.25) | (3,985,896.50) | (4,945,199.89) | (4,481,778.57) | (3,528,278.12) | (3,849,085.39) | (3,831,364.27) | (3,725,638.09) | (3,414,468.61) | | |
| | | | Total Current Liabilities | (10,626,039.06) | (10,196,445.71) | (11,586,146.49) | (11,694,860.91) | (11,062,125.30) | (11,031,793.47) | (11,591,700.10) | (12,365,803.89) | (11,840,402.11) | | |
| 224100 | 001 | 7000 | OTHER LIABILITY: DERIVATIVE | (416,606.00) | (469,547.00) | (520,704.00) | (533,548.00) | (538,236.00) | (524,985.00) | (539,183.00) | (523,035.00) | (497,881.00) | | |
| 253000 | 001 | 7000 | DEFERRED GAIN-GREEN HILLS SRF | - | - | - | - | - | - | - | - | - | - | - |
| 253001 | 001 | 7000 | DEFERRED GAIN-LOCKE LAKE SRF | - | - | - | - | - | - | - | - | - | - | - |
| 282200 | 001 | 7000 | DEFERRED INCOME TAXES | (4,661,285.88) | (4,661,285.88) | (4,661,285.88) | (4,661,285.88) | (4,661,285.88) | (4,661,285.88) | (4,661,285.88) | (4,661,285.88) | (4,661,285.88) | | |
| 282201 | 001 | 7000 | DEFERRED INCOME TAX - SWAP | 166,642.40 | 187,818.80 | 208,281.60 | 213,419.20 | 215,294.40 | 209,994.00 | 215,673.20 | 209,214.00 | 199,152.40 | | |
| 283100 | 001 | 7000 | ACCUM DEF INC TAX - REG LIABILITY | (1,620,743.00) | (1,620,743.00) | (1,620,743.00) | (1,620,743.00) | (1,620,743.00) | (1,620,743.00) | (1,620,743.00) | (1,620,743.00) | (1,620,743.00) | | |
| 271200 | 001 | 7000 | CONTRIBUTIONS IN AID OF CONST | (18,097,913.99) | (18,101,478.77) | (18,108,410.05) | (18,133,201.53) | (18,141,101.30) | (18,123,664.01) | (18,123,664.01) | (18,149,749.60) | (18,786,809.98) | | |
| 271204 | 001 | 7000 | CIAC: MAPLE HILLS GRANT | (82,387.53) | (82,387.53) | (82,387.53) | (82,387.53) | (82,387.53) | (87,316.36) | (87,316.36) | (87,316.36) | (87,316.36) | | |
| 271205 | 001 | 7000 | CIAC: BIRCH HILLS GRANT | (119,367.38) | (119,367.38) | (119,367.38) | (119,367.38) | (128,241.97) | (128,241.97) | (128,241.97) | (128,241.97) | (128,241.97) | | |
| 271206 | 001 | 7000 | CIAC: LOCKE LAKE GRANT | (15,716.31) | (15,716.31) | (15,716.31) | (15,716.31) | (15,716.31) | (16,608.62) | (16,608.62) | (16,608.62) | (16,608.62) | | |
| 271207 | 001 | 7000 | DRINKING WATER GRANT FUNDS | (600,000.00) | (600,000.00) | (600,000.00) | (600,000.00) | (600,000.00) | (600,000.00) | (600,000.00) | (600,000.00) | (600,000.00) | | |
| 271250 | 001 | 7000 | CIAC: LONDONDERRY/MWW CONN | (603,000.00) | (603,000.00) | (603,000.00) | (603,000.00) | (603,000.00) | (603,000.00) | (603,000.00) | (603,000.00) | (603,000.00) | | |
| 271300 | 001 | 7000 | CIAC: SEASON LANE, LONDONDERRY | (15,400.00) | (15,400.00) | (15,400.00) | (15,400.00) | (15,400.00) | (15,400.00) | (15,400.00) | (15,400.00) | (15,400.00) | | |
| 271302 | 001 | 7000 | CIAC: PELHAM | (84,300.00) | (84,300.00) | (84,300.00) | (84,300.00) | (84,300.00) | (84,300.00) | (84,300.00) | (84,300.00) | (84,300.00) | | |
| 271303 | 001 | 7000 | CIAC: LITCHFIELD | (150,367.50) | (150,367.50) | (150,367.50) | (150,367.50) | (150,367.50) | (150,367.50) | (150,367.50) | (150,367.50) | (150,367.50) | | |
| 271304 | 001 | 7000 | CIAC: BOW | (19,200.00) | (19,200.00) | (19,200.00) | (19,200.00) | (19,200.00) | (19,200.00) | (19,200.00) | (19,200.00) | (19,200.00) | | |
| 271305 | 001 | 7000 | CIAC: LAKEVIEW FARMS - WINDHAM | (46,000.00) | (46,000.00) | (46,000.00) | (46,000.00) | (46,000.00) | (46,000.00) | (46,000.00) | (46,000.00) | (46,000.00) | | |
| 271325 | 001 | 7000 | CIAC: MEADOWBROOK PUMP STATION | (18,900.00) | (18,900.00) | (18,900.00) | (18,900.00) | (18,900.00) | (18,900.00) | (18,900.00) | (18,900.00) | (18,900.00) | | |
| 271350 | 001 | 7000 | CIAC: OAKWOOD | (36,000.00) | (36,000.00) | (36,000.00) | (36,000.00) | (36,000.00) | (36,000.00) | (36,000.00) | (36,000.00) | (36,000.00) | | |
| 271360 | 001 | 7000 | CIAC: SMYTHE WOODS-HOOKSETT | (20,690.39) | (20,690.39) | (20,690.39) | (20,690.39) | (20,690.39) | (20,690.39) | (20,690.39) | (20,690.39) | (20,690.39) | | |
| 271370 | 001 | 7000 | CIAC: W&E | (32,805.00) | (32,805.00) | (32,805.00) | (32,805.00) | (32,805.00) | (32,805.00) | (32,805.00) | (32,805.00) | (32,805.00) | | |
| 271380 | 001 | 7000 | CIAC: FLETCHERS CORNER:ARSENIC | (68,650.00) | (68,650.00) | (68,650.00) | (68,650.00) | (68,650.00) | (68,650.00) | (68,650.00) | (68,650.00) | (68,650.00) | | |
| 271400 | 001 | 7000 | CONTR IN AID OF CONST-DEV INST | (4,536,626.39) | (4,536,626.39) | (4,536,626.39) | (4,536,626.39) | (4,536,626.39) | (4,536,626.39) | (4,536,626.39) | (4,536,626.39) | (4,536,626.39) | | |
| | | | | (24,547,324.49) | (24,550,889.27) | (24,557,820.55) | (24,582,612.03) | (24,599,386.39) | (24,587,770.24) | (24,587,770.24) | (24,613,855.83) | (25,250,916.21) | | |
| 272101 | 001 | 7000 | RESERVE FOR AMORT OF CIAC:PEU | 3,441,597.17 | 3,478,348.57 | 3,514,882.83 | 3,551,432.58 | 3,588,004.29 | 3,624,461.79 | 3,661,036.01 | 3,697,662.47 | 3,737,527.37 | | |
| | | | Total Deferred Credits | (27,637,719.80) | (27,636,297.78) | (27,637,389.00) | (27,633,337.13) | (27,616,352.58) | (27,560,328.33) | (27,532,272.91) | (27,512,043.24) | (28,094,146.32) | | |
| | | | Total Equity & Liabilities | (66,373,209.61) | (65,267,449.11) | (66,488,009.54) | (66,475,325.16) | (66,221,023.63) | (66,701,160.02) | (67,397,437.30) | (68,361,993.49) | (68,463,208.39) | | |

| | 10 | 11 | 12 |
|--|----------------------|----------------------|----------------------|
| | Oct-20 | Nov-20 | Dec-20 |
| | 4,449.76 | 4,449.76 | 4,449.76 |
| | 505,004.63 | 505,004.63 | 505,004.63 |
| | 496,847.75 | 496,847.75 | 505,390.75 |
| | - | - | - |
| | - | - | - |
| | - | - | - |
| | - | - | - |
| | 100,335.00 | 100,335.00 | 100,335.00 |
| | 108,285.50 | 108,285.50 | 108,285.50 |
| | 25,000.00 | 25,000.00 | 25,000.00 |
| | 1,239,922.64 | 1,239,922.64 | 1,248,465.64 |
| | - | - | - |
| | 3,656,890.73 | 3,656,890.73 | 3,169,859.62 |
| | 2,508,137.30 | 2,508,137.30 | 2,504,707.30 |
| | 14,695.12 | 14,695.12 | 14,695.12 |
| | - | - | - |
| | 1,792,562.90 | 1,792,562.90 | 1,813,556.30 |
| | 51,800.53 | 51,800.53 | 196,285.15 |
| | - | - | - |
| | - | - | 521,641.85 |
| | 2,096,656.09 | 2,096,656.09 | 2,217,612.79 |
| | 318,414.19 | 321,568.99 | 356,332.99 |
| | 602,000.70 | 602,000.70 | 671,298.74 |
| | 11,041,157.56 | 11,044,312.36 | 11,465,989.86 |
| | 823,136.19 | 823,136.19 | 823,136.19 |
| | 1,870,254.74 | 1,871,815.80 | 1,702,245.16 |
| | 330,330.97 | 330,330.97 | 326,072.76 |
| | 18,636.91 | 18,636.91 | 18,636.91 |
| | 25,206.24 | 26,732.11 | 26,732.11 |
| | 4,175.71 | 4,175.71 | 4,175.71 |
| | 833,448.36 | 833,448.36 | 830,111.29 |
| | - | - | - |
| | 553,227.95 | 553,227.95 | 1,628,953.13 |
| | 17,123.56 | 17,123.56 | 17,123.56 |
| | 4,475,540.63 | 4,478,627.56 | 5,377,186.82 |
| | 2,167,316.06 | 2,167,316.06 | 2,167,316.06 |
| | 260,649.02 | 260,649.02 | 294,649.02 |
| | 1,354,366.35 | 1,354,366.35 | 1,354,366.35 |
| | 5,826.93 | 5,826.93 | 5,826.93 |
| | - | - | - |
| | 18,340,176.34 | 18,355,222.90 | 18,360,644.21 |
| | 2,904,952.15 | 3,033,040.69 | 3,027,863.89 |
| | 5,161,268.54 | 5,161,268.54 | 5,161,268.54 |
| | 10,479,751.48 | 10,479,751.48 | 11,246,016.99 |
| | 956,971.89 | 956,971.89 | 956,971.89 |
| | 622,095.25 | 622,095.25 | 622,095.25 |

12

| | | |
|----------------------|----------------------|----------------------|
| 48,472.79 | 48,472.79 | 48,472.79 |
| 35,803.46 | 35,803.46 | 39,803.46 |
| 146,920.00 | 146,920.00 | 169,870.00 |
| 469,612.86 | 460,758.36 | 475,038.86 |
| 247,155.78 | 335,700.78 | 335,700.78 |
| 149,726.91 | 149,726.91 | 149,726.91 |
| 4,849,842.58 | 4,849,842.58 | 5,203,796.09 |
| 98,000.00 | 98,000.00 | 98,000.00 |
| 85,379.57 | 85,379.57 | 85,379.57 |
| 2,178,530.67 | 2,181,166.84 | 2,181,166.84 |
| 1,502,301.70 | 1,511,310.70 | 1,514,121.97 |
| 3,284,797.39 | 3,292,488.66 | 3,443,289.08 |
| 1,474,531.47 | 1,480,612.26 | 1,493,633.61 |
| 1,283,357.03 | 1,284,742.57 | 1,287,227.79 |
| 799,807.63 | 802,372.22 | 804,408.11 |
| 618,135.76 | 618,135.76 | 618,135.76 |
| 4,605.74 | 4,605.74 | 4,605.74 |
| 1,030,020.41 | 1,030,020.41 | 1,114,904.59 |
| 89,767.42 | 89,767.42 | 89,767.42 |
| (8,709,952.77) | (8,709,952.77) | (8,708,682.94) |
| (7,940.20) | (7,940.20) | (7,940.20) |
| (185,750.00) | (185,750.00) | (185,750.00) |
| (230,800.00) | (230,800.00) | (230,800.00) |
| (276,666.67) | (276,666.67) | (276,666.67) |
| (331,666.66) | (331,666.66) | (331,666.66) |
| 4,187,943.78 | 4,202,112.85 | 4,216,281.90 |
| 3,141.18 | 3,150.77 | 3,160.36 |
| 110,868.39 | 111,343.04 | 111,817.69 |
| 127,147.64 | 127,677.23 | 128,206.83 |
| 175,827.75 | 176,299.07 | 176,770.40 |
| 212,032.19 | 212,580.53 | 213,128.87 |
| 55,724,327.81 | 55,992,723.33 | 57,461,928.08 |
| 2,688.66 | 2,688.66 | 2,688.66 |
| 72,937.34 | 72,937.34 | 72,937.34 |
| 9,592.29 | 9,592.29 | 9,592.29 |
| - | - | - |
| 568,691.29 | 568,691.29 | 579,706.81 |
| 92,317.22 | 92,317.22 | 92,317.22 |
| 10,364.16 | 10,364.16 | 10,364.16 |
| 756,590.96 | 756,590.96 | 767,606.48 |
| 386,400.05 | 386,400.05 | 386,400.05 |
| - | - | - |
| - | - | - |
| - | - | - |
| 21,445.54 | 21,445.54 | 21,445.54 |
| 48,432.05 | 48,432.05 | 48,432.05 |
| - | - | - |
| - | - | - |
| 456,277.64 | 456,277.64 | 456,277.64 |
| 73,693,817.24 | 73,968,454.49 | 76,777,454.52 |
| - | - | - |

| | | |
|------------------------|------------------------|------------------------|
| (20,510,151.86) | (20,648,467.28) | (20,287,862.31) |
| 1,576,613.57 | 1,605,720.44 | 1,624,596.72 |
| 1,826,499.48 | 1,826,499.48 | 2,258,861.02 |
| - | - | - |
| (17,107,038.81) | (17,216,247.36) | (16,404,404.57) |

| | | |
|----------------------|----------------------|----------------------|
| 56,586,778.43 | 56,752,207.13 | 60,373,049.95 |
|----------------------|----------------------|----------------------|

| | | |
|----------------------|----------------------|----------------------|
| 888,277.35 | 627,401.10 | 401,775.92 |
| 1,047,997.95 | 1,781,797.76 | (10,620.28) |
| 58,523,053.73 | 59,161,405.99 | 60,764,205.59 |

| | | |
|--------------|--------------|--------------|
| - | - | - |
| 900.00 | 900.00 | 900.00 |
| 205,323.01 | 200,427.72 | 197,672.45 |
| 86,751.80 | 57,493.86 | 31,382.86 |
| (589,834.44) | (795,629.20) | (930,128.30) |
| 240,636.66 | 1,285,727.04 | 949,913.39 |
| 168,043.99 | 199,730.93 | 136,357.24 |
| 230,038.06 | 240,669.48 | 251,615.60 |
| 39,170.00 | 39,170.00 | 39,170.00 |

| | | |
|-------------------|---------------------|---------------------|
| 841,865.24 | 659,391.11 | 551,965.81 |
| 42,406.44 | 809,916.53 | 596,797.81 |
| (2,000.00) | (2,000.00) | (2,000.00) |
| - | - | - |
| 882,271.68 | 1,467,307.64 | 1,146,763.62 |

| | | |
|-------------------|-------------------|-------------------|
| 636,818.00 | 592,293.00 | 614,567.00 |
| - | - | - |
| - | - | - |
| 285.35 | 285.35 | 285.35 |
| 637,103.35 | 592,578.35 | 614,852.35 |

| | | |
|---|---|---|
| - | - | - |
| - | - | - |
| - | - | - |

| | | |
|-------------------|------------------|-------------------|
| 20,278.14 | 10,422.40 | 550.02 |
| - | - | - |
| 11,683.32 | 13,242.65 | 8,789.98 |
| - | 69,111.99 | 213,671.96 |
| (34,781.61) | (34,781.61) | (34,781.61) |
| (2,820.15) | 57,995.43 | 188,230.35 |

| | | | | |
|---------------------|---------------------|---------------------|--------------|--------------|
| 1,897,583.96 | 3,346,371.25 | 2,626,729.56 | 1,416,122.58 | 2,001,638.12 |
|---------------------|---------------------|---------------------|--------------|--------------|

| | | |
|---|---|---|
| - | - | - |
|---|---|---|

| | | |
|----------------------|----------------------|----------------------|
| - | - | - |
| - | - | - |
| 7,184,251.35 | 7,165,943.54 | 7,147,635.73 |
| - | - | - |
| - | - | - |
| - | - | - |
| - | - | - |
| - | - | - |
| - | - | - |
| - | - | - |
| - | - | - |
| 6,837.59 | 6,837.59 | 6,837.59 |
| - | - | - |
| 4,445.86 | 4,424.89 | 4,403.92 |
| - | - | - |
| - | - | - |
| - | - | - |
| - | - | - |
| 1,383.03 | 1,360.37 | 1,337.71 |
| 18,181.62 | 17,981.67 | 17,781.73 |
| - | - | 16,674.50 |
| - | - | - |
| - | - | - |
| - | - | - |
| 18,435.00 | 34,121.83 | 49,285.40 |
| - | - | - |
| 384,717.99 | 381,416.09 | 504,591.66 |
| 23,980.41 | 23,704.65 | 23,428.89 |
| - | - | - |
| - | - | - |
| 43,513.63 | 43,013.24 | 42,512.85 |
| 962.82 | 951.76 | 940.69 |
| 3,308.80 | 3,308.80 | 3,308.80 |
| 2,111.36 | 2,082.84 | 2,054.30 |
| 181,781.09 | 181,781.09 | 181,781.09 |
| - | - | - |
| 7,873,910.55 | 7,866,928.36 | 8,002,574.86 |
| - | - | - |
| - | - | - |
| 218,385.72 | 216,711.22 | 227,062.16 |
| 8,092,296.27 | 8,083,639.58 | 8,229,637.02 |
| 68,512,933.96 | 70,591,416.82 | 71,620,572.17 |

| | | |
|------------------------|------------------------|------------------------|
| (100.00) | (100.00) | (100.00) |
| (10,917,251.07) | (10,917,251.07) | (10,917,251.07) |
| - | - | - |
| 288,612.00 | 292,227.00 | 275,723.40 |
| (10,628,739.07) | (10,625,124.07) | (10,641,627.67) |
| 2,156,261.69 | 2,156,261.69 | 2,156,261.69 |
| (193,182.56) | (83,568.94) | 361,375.83 |
| (8,665,659.94) | (8,552,431.32) | (8,123,990.15) |
| - | - | - |
| (53,900.00) | (52,456.25) | (51,012.50) |
| (184,888.96) | (182,163.19) | (179,429.50) |
| (298,617.00) | (296,066.00) | (293,509.00) |
| (1,035,175.49) | (1,027,785.45) | (1,020,377.78) |
| (90,384.38) | (89,350.38) | (88,316.38) |
| (134,322.44) | (133,671.78) | (133,016.92) |
| (211,662.00) | (210,843.00) | (210,018.00) |
| (267,018.93) | (265,461.43) | (263,900.41) |
| (2,325,050.84) | (2,323,048.91) | (2,267,169.26) |
| (1,154,056.37) | (1,147,506.46) | (1,140,820.74) |
| (632,680.88) | (629,237.70) | (625,707.63) |
| (295,951.14) | (294,459.22) | (292,963.93) |
| (303,208.54) | (301,804.69) | (300,397.65) |
| (326,179.14) | (324,624.92) | (323,067.31) |
| (802,673.11) | (798,952.14) | (795,223.06) |
| (445,844.64) | (443,739.10) | (441,629.22) |
| (526,833.10) | (525,412.11) | (523,913.61) |
| (317,637.70) | (316,177.70) | (314,714.70) |
| (1,099,489.60) | (1,096,686.90) | (1,093,746.11) |
| (1,237,233.18) | (1,231,708.22) | (1,226,174.24) |
| (844,237.32) | (842,250.38) | (840,142.18) |
| (480,171.06) | (479,175.16) | (478,176.98) |
| (2,183,032.23) | (2,174,502.06) | (2,165,957.96) |
| (325,290.44) | (324,652.61) | (323,963.79) |
| (220,165.46) | (219,305.16) | (218,443.46) |
| (1,283,426.34) | (1,283,426.34) | (1,283,426.34) |
| (561,064.29) | (561,064.29) | (561,064.29) |
| (920,164.76) | (920,164.76) | (1,653,173.32) |
| (1,095,820.68) | (1,093,581.30) | (1,091,200.42) |
| - | (782,824.68) | (781,181.13) |
| (16,951.14) | (16,467.88) | (15,984.62) |
| (31,958.64) | (31,645.32) | (31,332.00) |
| (69,288.91) | (68,786.82) | (68,284.73) |
| (93,724.17) | (93,138.40) | (92,552.63) |
| - | - | - |
| (57,967.77) | (57,793.17) | (57,618.57) |

| | | | | |
|------------------------|------------------------|------------------------|---------------|----------------|
| (19,926,070.65) | (20,639,933.88) | (21,247,610.37) | 17,853,974.60 | (2,072,096.05) |
| - | - | - | | |
| (1,106,392.19) | (306,270.19) | (306,270.19) | | |
| (17,325.00) | (17,325.00) | (17,325.00) | | |
| (32,099.54) | (32,192.85) | (32,286.42) | | |
| (30,127.00) | (30,201.00) | (30,275.00) | | |
| (87,319.93) | (87,528.34) | (87,737.24) | | |
| (12,406.00) | (12,407.00) | (12,408.00) | | |
| (7,486.72) | (7,536.01) | (7,585.35) | | |
| (9,406.00) | (9,471.00) | (9,536.00) | | |
| (18,417.51) | (18,459.26) | (18,501.09) | | |
| (226,278.53) | (228,280.46) | (228,280.46) | | |
| (77,855.33) | (78,098.02) | (78,333.62) | | |
| (40,880.91) | (41,030.52) | (41,175.84) | | |
| (17,642.01) | (17,682.01) | (17,722.08) | | |
| (16,600.65) | (16,638.28) | (16,676.00) | | |
| (18,389.01) | (18,429.10) | (18,469.28) | | |
| (44,025.36) | (44,121.33) | (44,217.51) | | |
| (24,932.66) | (24,983.85) | (25,035.13) | | |
| (17,090.66) | (17,162.78) | (17,232.86) | | |
| (17,293.00) | (17,328.00) | (17,363.00) | | |
| (33,747.30) | (33,869.35) | (33,987.90) | | |
| (65,600.94) | (65,708.09) | (65,815.41) | | |
| (23,995.28) | (24,095.08) | (24,192.06) | | |
| (11,774.02) | (11,801.14) | (11,828.31) | | |
| (101,283.54) | (101,448.97) | (101,614.67) | | |
| (7,762.14) | (7,797.77) | (7,832.40) | | |
| (10,214.76) | (10,231.45) | (10,248.16) | | |
| - | - | - | | |
| - | - | - | | |
| - | - | - | | |
| (27,148.78) | (27,251.18) | (27,350.65) | | |
| - | (17,297.32) | (18,940.87) | | |
| (5,799.12) | (5,799.12) | (5,799.12) | | |
| (3,759.84) | (3,759.84) | (3,759.84) | | |
| (6,025.08) | (6,025.08) | (6,025.08) | | |
| (7,029.24) | (7,029.24) | (7,029.24) | | |
| (2,095.20) | (2,095.20) | (2,095.20) | | |
| (2,128,203.25) | (1,349,353.83) | (1,352,948.98) | | |
| - | - | - | | |
| (85,198.01) | (1,482,444.06) | (881,061.89) | | |
| - | - | (2,552.27) | | |
| (238,296.20) | - | (197,934.88) | | |
| (64,368.79) | (64,368.79) | (64,368.79) | | |
| (299,036.96) | (14,600.63) | (31,445.63) | | |
| (102,782.96) | (150,942.24) | - | | |
| - | - | - | | |
| - | - | - | | |
| (43,614.68) | (58,834.58) | (35,409.18) | | |
| (268,781.34) | (379,415.06) | (222,628.46) | | |
| (103,608.44) | (236,518.34) | (206,343.51) | | |
| (1,205,687.38) | (2,387,123.70) | (1,641,744.61) | | |

| | | |
|------------------------|------------------------|------------------------|
| - | - | - |
| - | - | - |
| - | - | - |
| - | - | - |
| (1,579,462.13) | (1,576,315.54) | (1,573,160.56) |
| (1,074,379.73) | (1,072,239.36) | (1,070,093.28) |
| (37,112.66) | (37,211.63) | (37,310.86) |
| (25,244.73) | (25,312.05) | (25,379.55) |
| - | - | - |
| (173.11) | (173.15) | - |
| (6,846.85) | (6,848.28) | - |
| (518.06) | (515.51) | - |
| (2,580,941.53) | (2,914,635.13) | - |
| 9,728.99 | 15,768.32 | - |
| (2,687,812.91) | (3,470,906.75) | (6,841,789.98) |
| (11,316,653.35) | (12,824,866.61) | (12,542,427.82) |
| - | - | - |
| (481,020.00) | (487,045.00) | (459,539.00) |
| - | - | - |
| - | - | - |
| (4,661,285.88) | (4,661,285.88) | (4,450,837.00) |
| 192,408.00 | 194,818.00 | 183,815.60 |
| (1,620,743.00) | (1,620,743.00) | (1,620,743.00) |
| - | - | - |
| (19,715,471.57) | (19,723,162.84) | (21,120,296.96) |
| (87,316.36) | (87,316.36) | (92,245.15) |
| (128,241.97) | (128,241.97) | (137,116.56) |
| (16,608.62) | (16,608.62) | (17,489.44) |
| (600,000.00) | (600,000.00) | (600,000.00) |
| (603,000.00) | (603,000.00) | (603,000.00) |
| (15,400.00) | (15,400.00) | (15,400.00) |
| (84,300.00) | (84,300.00) | (84,300.00) |
| (150,367.50) | (150,367.50) | (150,367.50) |
| (19,200.00) | (19,200.00) | (19,200.00) |
| (46,000.00) | (46,000.00) | (46,000.00) |
| (18,900.00) | (18,900.00) | (18,900.00) |
| (36,000.00) | (36,000.00) | (36,000.00) |
| (20,690.39) | (20,690.39) | (20,690.39) |
| (32,805.00) | (32,805.00) | (32,805.00) |
| (68,650.00) | (68,650.00) | (68,650.00) |
| (4,536,626.39) | (4,536,626.39) | (4,536,626.39) |
| (26,179,577.80) | (26,187,269.07) | (27,599,087.39) |
| - | - | - |
| 4,145,668.66 | 4,187,339.94 | 4,239,846.96 |
| (28,604,550.02) | (28,574,185.01) | (29,706,543.83) |
| - | - | - |
| (68,512,933.96) | (70,591,416.82) | (71,620,572.17) |

| | | | | 1 | 2 | 3 | 4 | 5 | 6 | 7 | 8 | 9 |
|--|-----|------|--------------------------------|---------------------|---------------------|---------------------|---------------------|---------------------|---------------------|---------------------|---------------------|---------------------|
| | | | | Jan-20 | Feb-20 | Mar-20 | Apr-20 | May-20 | Jun-20 | Jul-20 | Aug-20 | Sep-20 |
| Assets | | | | | | | | | | | | |
| Land | | | | | | | | | | | | |
| 303100 | 001 | 6000 | LAND | 44,180.00 | 44,180.00 | 44,180.00 | 44,180.00 | 44,180.00 | 44,180.00 | 44,180.00 | 44,180.00 | 44,180.00 |
| 303300 | 001 | 6000 | EASEMENTS - PITTSFIELD | 16,153.19 | 16,153.19 | 16,153.19 | 16,153.19 | 16,153.19 | 16,153.19 | 16,153.19 | 16,153.19 | 16,153.19 |
| | | | | 60,333.19 | 60,333.19 | 60,333.19 | 60,333.19 | 60,333.19 | 60,333.19 | 60,333.19 | 60,333.19 | 60,333.19 |
| Structures | | | | | | | | | | | | |
| 304100 | 001 | 6000 | SOURCE OF SUPPLY STRUCTURES | 71,250.05 | 71,250.05 | 71,250.05 | 71,250.05 | 71,250.05 | 71,250.05 | 71,250.05 | 71,250.05 | 71,250.05 |
| 304700 | 001 | 6000 | GENERAL & MISC STRUCTURES | 1,080.00 | 1,080.00 | 1,080.00 | 1,080.00 | 1,080.00 | 1,080.00 | 1,080.00 | 1,080.00 | 1,080.00 |
| 304800 | 001 | 6000 | WATER TREATMENT STRUCTURES | 935,239.12 | 935,239.12 | 935,239.12 | 935,239.12 | 935,239.12 | 935,239.12 | 935,239.12 | 935,239.12 | 935,239.12 |
| 305000 | 001 | 6000 | RESERVOIRS & DAMS | 137,331.46 | 137,331.46 | 137,331.46 | 137,331.46 | 137,331.46 | 137,331.46 | 137,331.46 | 137,331.46 | 137,331.46 |
| 306000 | 001 | 6000 | LAKE, RIVER & OTHER INTAKE-PAC | 38,270.60 | 38,270.60 | 38,270.60 | 38,270.60 | 38,270.60 | 38,270.60 | 38,270.60 | 38,270.60 | 38,270.60 |
| 309000 | 001 | 6000 | SUPPLY MAINS: PITTSFIELD | 309,352.72 | 309,352.72 | 309,352.72 | 309,352.72 | 309,352.72 | 309,352.72 | 309,352.72 | 309,352.72 | 309,352.72 |
| | | | | 1,492,523.95 | 1,492,523.95 | 1,492,523.95 | 1,492,523.95 | 1,492,523.95 | 1,492,523.95 | 1,492,523.95 | 1,492,523.95 | 1,492,523.95 |
| Equipment | | | | | | | | | | | | |
| 310000 | 001 | 6000 | POWER GENERATED EQUIP: PAC | 55,407.06 | 55,407.06 | 55,407.06 | 55,407.06 | 55,407.06 | 55,407.06 | 55,407.06 | 55,407.06 | 55,407.06 |
| 311200 | 001 | 6000 | ELECTRIC PUMPING EQUIPMENT | 1,651.09 | 1,651.09 | 1,651.09 | 1,651.09 | 1,651.09 | 1,651.09 | 1,651.09 | 1,651.09 | 1,651.09 |
| 311210 | 001 | 6000 | PUMPING EQUIP: PUMPS - PAC | 15,425.94 | 15,425.94 | 15,425.94 | 15,425.94 | 15,425.94 | 15,425.94 | 15,425.94 | 15,425.94 | 13,870.94 |
| 320000 | 001 | 6000 | PURIFICATION SYSTEM EQUIPMENT | - | - | - | - | - | - | - | - | - |
| 320200 | 001 | 6000 | WATER TREATMENT EQUIPMENT: PAC | 17,042.89 | 17,042.89 | 17,042.89 | 17,042.89 | 17,042.89 | 17,042.89 | 17,042.89 | 17,042.89 | 17,042.89 |
| 320310 | 001 | 6000 | WTP EQUIPMENT: MEDIA - PAC | 41,963.48 | 41,963.48 | 41,963.48 | 41,963.48 | 41,963.48 | 41,963.48 | 41,963.48 | 41,963.48 | 41,963.48 |
| | | | | 131,490.46 | 131,490.46 | 131,490.46 | 131,490.46 | 131,490.46 | 131,490.46 | 131,490.46 | 131,490.46 | 129,935.46 |
| Transmission & Distribution | | | | | | | | | | | | |
| 331000 | 001 | 6000 | PAVEMENTS - GENERAL | 5,000.00 | 5,000.00 | 5,000.00 | 5,000.00 | 5,000.00 | 5,000.00 | 5,000.00 | 5,000.00 | 5,000.00 |
| 331001 | 001 | 6000 | PAVEMENTS - TRANS MAINS | 2,003.77 | 2,003.77 | 2,003.77 | 2,003.77 | 2,003.77 | 2,003.77 | 2,003.77 | 2,003.77 | 2,003.77 |
| 331002 | 001 | 6000 | PAVEMENTS - DIST MAINS | 124,788.30 | 124,788.30 | 124,788.30 | 124,788.30 | 124,788.30 | 124,788.30 | 124,788.30 | 124,788.30 | 124,788.30 |
| 331003 | 001 | 6000 | PAVEMENTS - GATE VALVES | 2,833.21 | 2,833.21 | 2,833.21 | 2,833.21 | 2,833.21 | 2,833.21 | 2,833.21 | 2,833.21 | 2,833.21 |
| 331100 | 001 | 6000 | MAINS: 6" & LARGER | 642,373.35 | 642,373.35 | 642,373.35 | 642,373.35 | 642,373.35 | 642,373.35 | 642,373.35 | 642,373.35 | 642,373.35 |
| 331150 | 001 | 6000 | DEVEL INSTAL MAINS-6" & LARGER | 316,734.00 | 316,734.00 | 316,734.00 | 316,734.00 | 316,734.00 | 316,734.00 | 316,734.00 | 316,734.00 | 316,734.00 |
| 331200 | 001 | 6000 | MAINS: 4" & UNDER | 216.00 | 216.00 | 216.00 | 216.00 | 216.00 | 216.00 | 216.00 | 216.00 | 216.00 |
| 331250 | 001 | 6000 | GATES: 4" & UNDER | 9,998.74 | 9,998.74 | 9,998.74 | 9,998.74 | 9,998.74 | 9,998.74 | 9,998.74 | 9,998.74 | 9,998.74 |
| 331251 | 001 | 6000 | GATES: 6" & LARGER | 54,829.76 | 54,829.76 | 54,829.76 | 54,829.76 | 54,829.76 | 54,829.76 | 54,829.76 | 54,829.76 | 54,829.76 |
| 331252 | 001 | 6000 | GATES: UNKNOWN SIZE | 284.49 | 284.49 | 284.49 | 284.49 | 284.49 | 284.49 | 284.49 | 284.49 | 284.49 |
| 331300 | 001 | 6000 | DEVEL INSTAL MAINS: 4" & UNDER | - | - | - | - | - | - | - | - | - |
| 331400 | 001 | 6000 | MAINS: UNKNOWN SIZE | 1,018,899.48 | 1,018,899.48 | 1,018,899.48 | 1,018,899.48 | 1,018,899.48 | 1,018,899.48 | 1,018,899.48 | 1,018,899.48 | 1,018,899.48 |
| 331401 | 001 | 6000 | DEVEL INSTAL MAINS:UNKNOWN SZ | 176,678.50 | 176,678.50 | 176,678.50 | 176,678.50 | 176,678.50 | 176,678.50 | 176,678.50 | 176,678.50 | 176,678.50 |
| 333004 | 001 | 6000 | PAVING - SERVICES | 3,700.02 | 3,700.02 | 3,700.02 | 3,700.02 | 3,700.02 | 3,700.02 | 3,700.02 | 3,700.02 | 3,700.02 |
| 333100 | 001 | 6000 | NEW SERVICES | 117,207.78 | 117,207.78 | 117,207.78 | 117,207.78 | 117,207.78 | 117,207.78 | 117,207.78 | 117,207.78 | 117,207.78 |
| 333200 | 001 | 6000 | RENEWED SERVICES | 67,128.44 | 67,128.44 | 67,128.44 | 67,128.44 | 67,128.44 | 67,128.44 | 67,128.44 | 67,128.44 | 67,128.44 |
| 334000 | 001 | 6000 | METERING EQUIPMENT | 84,707.14 | 84,781.73 | 84,856.32 | 84,467.82 | 84,658.51 | 84,560.88 | 84,560.88 | 84,635.47 | 84,635.47 |
| 334100 | 001 | 6000 | RADIOS FOR METERING | 62,012.64 | 62,113.04 | 62,213.44 | 61,822.56 | 61,822.56 | 61,822.56 | 61,923.13 | 62,016.95 | 61,821.51 |
| 335000 | 001 | 6000 | FIRE PROT EQUIP: HYDRANTS | 90,328.27 | 90,328.27 | 90,328.27 | 90,328.27 | 90,328.27 | 90,328.27 | 90,328.27 | 90,328.27 | 90,328.27 |
| 335005 | 001 | 6000 | HYDRANTS - PAVING | 184.00 | 184.00 | 184.00 | 184.00 | 184.00 | 184.00 | 184.00 | 184.00 | 184.00 |
| 335100 | 001 | 6000 | HYDRANTS: CIAC | 14,550.00 | 14,550.00 | 14,550.00 | 14,550.00 | 14,550.00 | 14,550.00 | 14,550.00 | 14,550.00 | 14,550.00 |
| 339000 | 001 | 6000 | OTHER PLANT & MISC EQUIP: PAC | 1,495.00 | 1,495.00 | 1,495.00 | 1,495.00 | 1,495.00 | 1,495.00 | 1,495.00 | 1,495.00 | 1,495.00 |
| | | | | 2,795,952.89 | 2,796,127.88 | 2,796,302.87 | 2,795,523.49 | 2,795,714.18 | 2,795,616.55 | 2,795,717.12 | 2,795,885.53 | 2,795,690.09 |

| | | | | | | | | | | | |
|-------------------------------|-----|------|---|---------------------|---------------------|---------------------|---------------------|---------------------|---------------------|---------------------|---------------------|
| | | | <u>Miscellaneous Equipment</u> | | | | | | | | |
| 343000 | 001 | 6000 | SHOP EQUIPMENT | 9,687.95 | 9,687.95 | 9,687.95 | 9,687.95 | 9,687.95 | 9,687.95 | 9,687.95 | 9,687.95 |
| 344000 | 001 | 6000 | LABORATORY EQUIPMENT | 31,159.42 | 31,159.42 | 31,159.42 | 31,159.42 | 31,159.42 | 31,159.42 | 31,159.42 | 31,159.42 |
| 346000 | 001 | 6000 | COMMUNICATION EQUIPMENT - PAC | 30,662.09 | 30,662.09 | 30,662.09 | 30,662.09 | 30,662.09 | 30,662.09 | 30,662.09 | 30,662.09 |
| 347110 | 001 | 6000 | COMPUTER EQUIPMENT | 24,555.64 | 24,555.64 | 24,555.64 | 24,555.64 | 24,555.64 | 24,555.64 | 24,555.64 | 24,555.64 |
| 348000 | 001 | 6000 | MISCELLANEOUS GENERAL EQUIP | 16,974.54 | 16,974.54 | 16,974.54 | 16,974.54 | 16,974.54 | 16,974.54 | 19,744.54 | 19,744.54 |
| | | | | 113,039.64 | 113,039.64 | 113,039.64 | 113,039.64 | 113,039.64 | 113,039.64 | 115,809.64 | 115,809.64 |
| | | | <u>Intangible Plant</u> | | | | | | | | |
| 301000 | 001 | 6000 | ORGANIZATION EXPENSE | 75,550.65 | 75,550.65 | 75,550.65 | 75,550.65 | 75,550.65 | 75,550.65 | 75,550.65 | 75,550.65 |
| | | | | 75,550.65 | 75,550.65 | 75,550.65 | 75,550.65 | 75,550.65 | 75,550.65 | 75,550.65 | 75,550.65 |
| Total Plant in Service | | | | 4,668,890.78 | 4,669,065.77 | 4,669,240.76 | 4,668,461.38 | 4,668,652.07 | 4,668,554.44 | 4,668,655.01 | 4,671,593.42 |
| | | | <u>Accumulated Depreciation</u> | | | | | | | | |
| 108000 | 001 | 6000 | ACCUMULATED DEPRECIATION: PAC | (2,013,548.45) | (2,021,926.42) | (2,030,305.58) | (2,038,132.07) | (2,046,509.34) | (2,054,830.44) | (2,063,166.83) | (2,071,532.11) |
| 108001 | 001 | 6000 | ACCUM DEPREC: COST OF REM -PAC | 242,667.04 | 242,675.33 | 242,683.62 | 242,695.18 | 242,716.37 | 242,716.37 | 242,716.37 | 242,724.66 |
| 108002 | 001 | 6000 | ACCUM DEPRECIATION: LOSS -PAC | 194,061.95 | 194,061.95 | 194,061.95 | 194,390.71 | 194,390.71 | 194,431.10 | 194,431.10 | 195,307.75 |
| | | | | 1,576,819.46 | 1,585,189.14 | 1,593,560.01 | 1,601,046.18 | 1,609,402.26 | 1,617,682.97 | 1,626,019.36 | 1,634,376.35 |
| Net Plant in Service | | | | 3,092,071.32 | 3,083,876.63 | 3,075,680.75 | 3,067,415.20 | 3,059,249.81 | 3,050,871.47 | 3,042,635.65 | 3,037,217.07 |
| | | | <u>Construction Work in Progress</u> | | | | | | | | |
| 105222 | 001 | 6000 | CWIP: CONTRACTOR CLEARING -PAC | 6,176.00 | 6,176.00 | 6,176.00 | 6,176.00 | 6,176.00 | 6,176.00 | 10,039.43 | 11,681.16 |
| Total Plant | | | | 3,098,247.32 | 3,090,052.63 | 3,081,856.75 | 3,073,591.20 | 3,065,425.81 | 3,057,047.47 | 3,052,675.08 | 3,048,898.23 |
| Current Assets | | | | | | | | | | | |
| | | | <u>Cash</u> | | | | | | | | |
| 131110 | 001 | 6000 | PETTY CASH: PITTSFIELD/NC | - | - | - | - | - | - | - | - |
| 131120 | 001 | 6000 | CASH: BANK OF AMERICA OPERATNG | - | - | - | - | - | - | - | - |
| 141000 | 001 | 6000 | A/R: BILLED WATER REVENUE | 18,654.96 | 47,270.09 | 21,046.39 | 21,110.83 | 50,975.72 | 29,041.51 | 29,898.89 | 54,396.26 |
| 141400 | 001 | 6000 | A/R: MISCELLANEOUS | 587.00 | 587.00 | 587.00 | 587.00 | 587.00 | 1,174.00 | 1,174.00 | 1,174.00 |
| 143901 | 001 | 6000 | ALLOWANCE FOR DOUBTFUL ACCTS | (500.00) | (500.00) | (500.00) | (500.00) | (500.00) | (500.00) | (500.00) | (500.00) |
| 173150 | 001 | 6000 | A/R: UNBILLED WATER REVENUE | 74,722.00 | 70,593.00 | 80,746.00 | 74,997.00 | 78,362.00 | 79,463.00 | 83,791.00 | 86,570.00 |
| 173152 | 001 | 6000 | A/R UNBILLED REV: RECOUPMENT | - | - | - | - | - | - | - | - |
| 173154 | 001 | 6000 | AR: UNBILLED REV RECOUP 2009 | - | - | - | - | - | - | - | - |
| | | | <u>Inventory & Supplies</u> | | | | | | | | |
| 151100 | 001 | 6000 | INVENTORY: PIPES & FITTINGS | - | - | - | - | - | - | - | - |
| 151101 | 001 | 6000 | INVENTORY: METERS - PAC | - | - | - | - | - | - | - | - |
| 151700 | 001 | 6000 | INVENTORY: PAC | - | - | - | - | - | - | - | - |
| | | | | - | - | - | - | - | - | - | - |
| | | | <u>Prepaid Expenses & Other</u> | | | | | | | | |
| 162100 | 001 | 6000 | PREPAID INSURANCE | 1,856.80 | 1,975.34 | 1,040.28 | 1,707.32 | 1,841.67 | 1,976.02 | 2,110.37 | 2,244.72 |
| 162300 | 001 | 6000 | PREPAID PROPERTY TAXES-PAC | - | - | - | - | - | - | - | 4,813.00 |
| 162700 | 001 | 6000 | PREPAID EXPENSES | 641.00 | 358.00 | 75.00 | 866.00 | 583.00 | 300.00 | 275.00 | 250.00 |
| 163310 | 001 | 6000 | PREPAID PROPERTY TAXES | 27,316.00 | 13,658.00 | - | - | - | 41,708.50 | 27,805.67 | 13,902.84 |
| | | | | 29,813.80 | 15,991.34 | 1,115.28 | 2,573.32 | 2,424.67 | 43,984.52 | 30,191.04 | 21,210.56 |
| | | | | | | | | | | 2,704.07 | |

| | | | | | | | | | | | | |
|-------------------------------|-----|------|---|-----------------------|-----------------------|-----------------------|-----------------------|-----------------------|-----------------------|-----------------------|-----------------------|-----------------------|
| Total Current Assets | | | | 123,277.76 | 133,941.43 | 102,994.67 | 98,768.15 | 131,849.39 | 153,163.03 | 144,554.93 | 162,850.82 | 119,056.98 |
| Other Assets | | | | | | | | | | | | |
| Other Deferred Charges | | | | | | | | | | | | |
| 186100 | 001 | 6000 | ACQUISITION PREMIUM - MARA | 1,183,357.74 | 1,180,409.77 | 1,177,461.80 | 1,174,513.83 | 1,171,565.86 | 1,168,617.89 | 1,165,669.92 | 1,162,721.95 | 1,159,773.98 |
| 186240 | 001 | 6000 | SARBANES-OXLEY | - | - | - | - | - | - | - | - | - |
| 186245 | 001 | 6000 | TILTON HILL ROAD MAIN BREAK | - | - | - | - | - | - | - | - | - |
| 186255 | 001 | 6000 | MAIN BREAK - OCTOBER 2003 | - | - | - | - | - | - | - | - | - |
| 186260 | 001 | 6000 | SOUTH MAIN LEAK RESEARCH | - | - | - | - | - | - | - | - | - |
| 186265 | 001 | 6000 | ABATEMENT | - | - | - | - | - | - | - | - | - |
| 186285 | 001 | 6000 | BERRY POND BATHYMETRIC SURVEY | 4,903.86 | 4,646.55 | 4,389.24 | 4,131.93 | 3,874.61 | 3,617.29 | 3,359.98 | 3,102.67 | 2,845.35 |
| 186286 | 001 | 6000 | BERRY POND TREATMENT EVALUATION | - | - | - | - | - | - | - | - | - |
| 186287 | 001 | 6000 | BERRY POND DAM BREACH ANALYSIS | - | - | - | - | - | - | - | - | - |
| 186300 | 001 | 6000 | GRANT APPLICATION - 2008 | - | - | - | - | - | - | - | - | - |
| 186350 | 001 | 6000 | LOUDON RD MAIN BREAK | - | - | - | - | - | - | - | - | - |
| 186360 | 001 | 6000 | FAIRVIEW ROAD MAIN BREAK | - | - | - | - | - | - | - | - | - |
| 186380 | 001 | 6000 | RATE CASE EXPENSE: 2007 | - | - | - | - | - | - | - | - | - |
| 186385 | 001 | 6000 | 2010 DEFERRED RATE CASE EXP | - | - | - | - | - | - | - | - | - |
| 186390 | 001 | 6000 | RATE CASE EXPENSE: 2012 | - | - | - | - | - | - | - | - | - |
| 186395 | 001 | 6000 | RATE CASE EXPENSE: 2020 | - | - | - | - | - | - | - | - | - |
| 186450 | 001 | 6000 | CONCORD HILL ROAD SERVICE REPR | - | - | - | - | - | - | - | - | - |
| 186650 | 001 | 6000 | EMINENT DOMAIN | 3,668.50 | 3,668.50 | 3,668.50 | 3,668.50 | 3,668.50 | 3,668.50 | 3,668.50 | 3,668.50 | 3,668.50 |
| 186675 | 001 | 6000 | WEB SITE UPGRADE 2006 | - | - | - | - | - | - | - | - | - |
| 186680 | 001 | 6000 | WEB-SITE UPGRADE 2011 | - | - | - | - | - | - | - | - | - |
| 186998 | 001 | 6000 | EMINENT DOMAIN ALLOWANCE | (3,668.50) | (3,668.50) | (3,668.50) | (3,668.50) | (3,668.50) | (3,668.50) | (3,668.50) | (3,668.50) | (3,668.50) |
| | | | | 1,188,261.60 | 1,185,056.32 | 1,181,851.04 | 1,178,645.76 | 1,175,440.47 | 1,172,235.18 | 1,169,029.90 | 1,165,824.62 | 1,162,619.33 |
| 188100 | 001 | 6000 | ACQUISITION PREMIUM - MARA | - | - | - | - | - | - | - | - | - |
| 181000 | 001 | 6000 | UNAMORTIZED DEBT EXPENSE | 21,142.82 | 21,080.49 | 21,018.16 | 20,955.83 | 20,893.50 | 20,831.17 | 20,768.84 | 20,706.51 | 20,644.18 |
| Total Other Assets | | | | 1,209,404.42 | 1,206,136.81 | 1,202,869.20 | 1,199,601.59 | 1,196,333.97 | 1,193,066.35 | 1,189,798.74 | 1,186,531.13 | 1,183,263.51 |
| Total Assets | | | | 4,430,929.50 | 4,430,130.87 | 4,387,720.62 | 4,371,960.94 | 4,393,609.17 | 4,403,276.85 | 4,387,028.75 | 4,398,280.18 | 4,343,775.06 |
| Equity and Liabilities | | | | | | | | | | | | |
| Shareholder's Equity | | | | | | | | | | | | |
| 201100 | 001 | 6000 | COMMON STOCK | (100.00) | (100.00) | (100.00) | (100.00) | (100.00) | (100.00) | (100.00) | (100.00) | (100.00) |
| 211000 | 001 | 6000 | ADDITIONAL PAID IN CAPITAL | (1,899,595.84) | (1,766,565.84) | (1,766,565.84) | (1,766,565.84) | (1,766,565.84) | (1,766,565.84) | (1,766,565.84) | (1,766,565.84) | (1,766,565.84) |
| 215500 | 001 | 6000 | RETAINED EARNINGS BEG - PAC | 131,389.10 | 131,389.10 | 131,389.10 | 131,389.10 | 131,389.10 | 131,389.10 | 131,389.10 | 131,389.10 | 131,389.10 |
| Net Profit or Loss | | | | 4,950.29 | 6,767.39 | (827.19) | 2,770.46 | (4,312.27) | (3,856.54) | (4,723.97) | (7,121.77) | (3,862.85) |
| Total Equity | | | | (1,763,356.45) | (1,628,509.35) | (1,636,103.93) | (1,632,506.28) | (1,639,589.01) | (1,639,133.28) | (1,640,000.71) | (1,642,398.51) | (1,639,139.59) |
| 221002 | 001 | 6000 | LTD:SRF CATAMOUNT ROAD | (121,396.69) | (121,177.69) | (120,957.69) | (120,736.69) | (120,515.69) | (120,293.69) | (120,070.69) | (119,846.69) | (119,621.69) |
| 221052 | 001 | 6000 | LTD:FORGIVABLE DEBT - SRF CATAMOUNT RO/ | (38,737.54) | (38,618.35) | (38,499.16) | (38,379.97) | (38,260.78) | (38,141.59) | (38,022.40) | (37,903.21) | (37,784.02) |
| Long Term Debt | | | | (160,134.23) | (159,796.04) | (159,456.85) | (159,116.66) | (158,776.47) | (158,435.28) | (158,093.09) | (157,749.90) | (157,405.71) |

Current Liabilities

| | | | | | | | | | | | | |
|--------|-----|------|--|-----------------------|-----------------------|-----------------------|-----------------------|-----------------------|-----------------------|-----------------------|-----------------------|-----------------------|
| 221102 | 001 | 6000 | CURRENT PORTION LTD: CATAMOUNT RD | (2,565.00) | (2,575.00) | (2,585.00) | (2,595.00) | (2,604.00) | (2,613.00) | (2,623.00) | (2,633.00) | (2,643.00) |
| 221152 | 001 | 6000 | | (1,430.28) | (1,430.28) | (1,430.28) | (1,430.28) | (1,430.28) | (1,430.28) | (1,430.28) | (1,430.28) | (1,430.28) |
| | | | Current Portion of Long Term Debt | (3,995.28) | (4,005.28) | (4,015.28) | (4,025.28) | (4,034.28) | (4,043.28) | (4,053.28) | (4,063.28) | (4,073.28) |
| 231000 | 001 | 6000 | ACCOUNTS PAYABLE | (942.20) | (2,713.25) | (1,428.87) | (1,868.00) | (1,713.08) | (7,009.94) | (11,016.39) | (7,812.88) | (2,542.09) |
| 184100 | 001 | 6000 | CLEARING ACCOUNT | - | - | - | - | - | - | - | - | - |
| 236115 | 001 | 6000 | LOCAL PROPERTY TAXES PAYABLE | (1,409.00) | (2,818.00) | (4,227.00) | (15,262.67) | (30,525.34) | - | (1,604.33) | (3,208.66) | - |
| 236119 | 001 | 6000 | ACCRUED TAXES | - | - | - | - | - | - | - | - | - |
| 237110 | 001 | 6000 | ACCRUED INTEREST PAYABLE | - | (0.08) | - | - | - | - | - | - | - |
| 241300 | 001 | 6000 | MISC CURRENT ACCRUED LIABILITY | (269.16) | (970.49) | (300.16) | (205.16) | (205.16) | (271.80) | (463.16) | (659.99) | (594.85) |
| 241350 | 001 | 6000 | ACCRUED LIABILITY - RETAINAGE | - | - | - | - | - | - | - | - | - |
| | | | | (2,620.36) | (6,501.82) | (5,956.03) | (17,335.83) | (32,443.58) | (7,281.74) | (13,083.88) | (11,681.53) | (3,136.94) |
| 235250 | 001 | 6000 | HARDSHIP CASES: CREDITS | - | - | - | - | - | - | - | - | - |
| 233400 | 001 | 6000 | INTERCO PAY/REC: PAC/TSC | - | - | - | - | - | - | - | - | - |
| 233500 | 001 | 6000 | INTERCO PAY/REC: PAC/PWS | - | - | - | - | - | - | - | - | - |
| 233800 | 001 | 6000 | AP INTERCO PAY/REC:PEU/PAC | (1,830.29) | (1,830.29) | (1,830.29) | (2,044.24) | (2,272.49) | (4,200.74) | (7,900.74) | (8,128.99) | (9,728.99) |
| 233600 | 001 | 6000 | INTERCO PAY/REC: PAC/PWW | (31,232.07) | (63,118.11) | (90,875.04) | (121,956.61) | (152,666.36) | (183,698.74) | (215,865.75) | (258,164.50) | (164,211.97) |
| 233650 | 001 | 6000 | INTERCO LOAN PWW/PAC: RSF | (12,954.74) | (12,954.74) | (12,954.74) | (12,954.74) | (12,954.74) | (12,954.74) | (12,954.74) | (12,954.74) | (12,954.74) |
| 233700 | 001 | 6000 | INTERCO PAY/REC: PAC/PEU | (1.72) | (5.16) | (8.60) | 525.34 | 525.00 | 524.44 | 523.29 | 521.73 | 519.98 |
| 223202 | 001 | 6000 | INTERCO ADV-PCP PROM NOTE 5/18 | - | - | - | - | - | - | - | - | - |
| 223800 | 001 | 6000 | INTERCO LOAN PAC - INTERGRATED | - | - | - | - | - | - | - | - | - |
| 223205 | 001 | 6000 | NOTE PAYABLE - PCP 2018 1.1M LOAN | (1,120,403.91) | (1,118,262.60) | (1,116,115.58) | (1,113,962.83) | (1,111,804.34) | (1,109,640.09) | (1,107,470.07) | (1,105,294.27) | (1,103,112.66) |
| 223215 | 001 | 6000 | ST NOTE PAYABLE - PCP 2018 1.1M LOAN | (25,255.86) | (25,323.21) | (25,390.73) | (25,458.44) | (25,526.33) | (25,594.40) | (25,662.65) | (25,731.08) | (25,799.70) |
| 233300 | 001 | 6000 | INTERCO PAY/REC: PAC/PCP | 51,342.90 | (51,252.17) | 21,643.10 | 71,615.89 | 98,759.32 | 92,091.42 | 146,527.83 | 174,444.46 | 120,432.65 |
| | | | Total Current Liabilities | (1,146,951.33) | (1,283,253.38) | (1,235,503.19) | (1,225,596.74) | (1,242,417.80) | (1,254,797.87) | (1,239,939.99) | (1,251,052.20) | (1,202,065.65) |
| | | | Other Deferred Credits | | | | | | | | | |
| 282200 | 001 | 6000 | DEFERRED INCOME TAXES | (510,342.07) | (510,342.07) | (510,342.07) | (510,342.07) | (510,342.07) | (510,342.07) | (510,342.07) | (510,342.07) | (510,342.07) |
| 283100 | 001 | 6000 | ACCUM DEFERRED INC TAX - REG LIAB | (201,217.00) | (201,217.00) | (201,217.00) | (201,217.00) | (201,217.00) | (201,217.00) | (201,217.00) | (201,217.00) | (201,217.00) |
| | | | | (711,559.07) | (711,559.07) | (711,559.07) | (711,559.07) | (711,559.07) | (711,559.07) | (711,559.07) | (711,559.07) | (711,559.07) |
| 271200 | 001 | 6000 | CONTRIBUTIONS IN AID OF CONST | (750,286.50) | (750,286.50) | (750,286.50) | (750,286.50) | (750,286.50) | (750,286.50) | (750,286.50) | (750,286.50) | (750,286.50) |
| 271201 | 001 | 6000 | CIAC-WATER FILTRATION GRANT | (398,349.91) | (398,349.91) | (398,349.91) | (398,349.91) | (398,349.91) | (398,349.91) | (398,349.91) | (398,349.91) | (398,349.91) |
| | | | | (1,148,636.41) | (1,148,636.41) | (1,148,636.41) | (1,148,636.41) | (1,148,636.41) | (1,148,636.41) | (1,148,636.41) | (1,148,636.41) | (1,148,636.41) |
| | | | Reserve for Amort of CIAC: All | | | | | | | | | |
| 272101 | 001 | 6000 | RESERVE FOR AMORT OF CIAC:PAC | 499,707.99 | 501,623.38 | 503,538.83 | 505,454.22 | 507,369.59 | 509,285.06 | 511,200.52 | 513,115.91 | 515,031.37 |
| | | | | 499,707.99 | 501,623.38 | 503,538.83 | 505,454.22 | 507,369.59 | 509,285.06 | 511,200.52 | 513,115.91 | 515,031.37 |
| | | | Total Deferred Credits | (1,360,487.49) | (1,358,572.10) | (1,356,656.65) | (1,354,741.26) | (1,352,825.89) | (1,350,910.42) | (1,348,994.96) | (1,347,079.57) | (1,345,164.11) |
| | | | Total Equity & Liabilities | (4,430,929.50) | (4,430,130.87) | (4,387,720.62) | (4,371,960.94) | (4,393,609.17) | (4,403,276.85) | (4,387,028.75) | (4,398,280.18) | (4,343,775.06) |

| | 10 | 11 | 12 |
|--|---------------------|---------------------|---------------------|
| | Oct-20 | Nov-20 | Dec-20 |
| | 44,180.00 | 44,180.00 | 44,180.00 |
| | 16,153.19 | 16,153.19 | 16,153.19 |
| | 60,333.19 | 60,333.19 | 60,333.19 |
| | 71,250.05 | 71,250.05 | 71,250.05 |
| | 1,080.00 | 1,080.00 | 1,080.00 |
| | 935,239.12 | 935,239.12 | 935,239.12 |
| | 137,331.46 | 137,331.46 | 137,331.46 |
| | 38,270.60 | 38,270.60 | 38,270.60 |
| | 309,352.72 | 309,352.72 | 309,352.72 |
| | 1,492,523.95 | 1,492,523.95 | 1,492,523.95 |
| | 55,407.06 | 55,407.06 | 55,407.06 |
| | 1,651.09 | 1,651.09 | 1,651.09 |
| | 13,870.94 | 13,870.94 | 13,870.94 |
| | - | - | - |
| | 17,042.89 | 17,042.89 | 17,042.89 |
| | 41,963.48 | 41,963.48 | 41,963.48 |
| | 129,935.46 | 129,935.46 | 129,935.46 |
| | 5,000.00 | 5,000.00 | 5,000.00 |
| | 2,003.77 | 2,003.77 | 2,003.77 |
| | 124,788.30 | 124,788.30 | 124,788.30 |
| | 2,833.21 | 2,833.21 | 2,833.21 |
| | 642,373.35 | 642,373.35 | 642,373.35 |
| | 316,734.00 | 316,734.00 | 316,734.00 |
| | 216.00 | 216.00 | 216.00 |
| | 9,998.74 | 9,998.74 | 9,998.74 |
| | 54,829.76 | 69,021.53 | 69,021.53 |
| | 284.49 | 284.49 | 284.49 |
| | - | - | - |
| | 1,018,899.48 | 1,018,899.48 | 1,018,899.48 |
| | 176,678.50 | 176,678.50 | 176,678.50 |
| | 3,700.02 | 3,700.02 | 3,700.02 |
| | 117,207.78 | 117,207.78 | 117,207.78 |
| | 67,128.44 | 67,128.44 | 67,128.44 |
| | 84,859.43 | 84,859.43 | 84,664.17 |
| | 61,821.51 | 61,821.51 | 61,725.85 |
| | 90,328.27 | 90,328.27 | 90,328.27 |
| | 184.00 | 184.00 | 184.00 |
| | 14,550.00 | 14,550.00 | 14,550.00 |
| | 1,495.00 | 1,495.00 | 1,495.00 |
| | 2,795,914.05 | 2,810,105.82 | 2,809,814.90 |

| | | |
|---------------------|---------------------|---------------------|
| 9,687.95 | 9,687.95 | 9,687.95 |
| 31,159.42 | 31,159.42 | 31,159.42 |
| 30,662.09 | 30,662.09 | 30,662.09 |
| 24,555.64 | 24,555.64 | 24,555.64 |
| 19,744.54 | 19,744.54 | 19,744.54 |
| 115,809.64 | 115,809.64 | 115,809.64 |
| 75,550.65 | 75,550.65 | 75,550.65 |
| 75,550.65 | 75,550.65 | 75,550.65 |
| 4,670,066.94 | 4,684,258.71 | 4,683,967.79 |
| (2,087,363.54) | (2,095,714.85) | (2,103,730.35) |
| 242,749.55 | 244,326.41 | 244,326.41 |
| 195,307.75 | 195,307.75 | 195,549.81 |
| 1,649,306.24 | 1,656,080.69 | 1,663,854.13 |
| 3,020,760.70 | 3,028,178.02 | 3,020,113.66 |
| 14,240.91 | 14,240.91 | - |
| 3,035,001.61 | 3,042,418.93 | 3,020,113.66 |
| - | - | - |
| - | - | - |
| 68,613.25 | 66,665.29 | 47,402.04 |
| 1,174.00 | 1,174.00 | - |
| (500.00) | (500.00) | (500.00) |
| 78,253.00 | 78,156.00 | 74,943.00 |
| - | - | - |
| - | - | - |
| - | - | - |
| - | - | - |
| 1,687.13 | 886.86 | 83.34 |
| - | - | - |
| 200.00 | 1,932.34 | 1,650.00 |
| - | 37,735.00 | 22,641.00 |
| 1,887.13 | 40,554.20 | 24,374.34 |

| | | |
|-----------------------|-----------------------|-----------------------|
| 149,427.38 | 186,049.49 | 146,219.38 |
| 1,156,826.01 | 1,153,878.04 | 1,150,930.08 |
| - | - | - |
| - | - | - |
| - | - | - |
| - | - | - |
| 2,588.04 | 2,330.72 | 2,073.40 |
| - | - | 3,228.10 |
| - | - | 10,681.31 |
| - | - | - |
| - | - | - |
| - | - | - |
| - | - | - |
| - | - | - |
| - | 6,226.83 | 14,822.10 |
| - | - | - |
| 3,668.50 | 3,668.50 | 3,668.50 |
| - | - | - |
| - | - | - |
| (3,668.50) | (3,668.50) | (3,668.50) |
| 1,159,414.05 | 1,162,435.59 | 1,181,734.99 |
| - | - | - |
| 20,581.85 | 20,519.52 | 20,457.19 |
| 1,179,995.90 | 1,182,955.11 | 1,202,192.18 |
| 4,364,424.89 | 4,411,423.53 | 4,368,525.22 |
| (100.00) | (100.00) | (100.00) |
| (1,766,565.84) | (1,766,565.84) | (1,766,565.84) |
| 131,389.10 | 131,389.10 | 131,389.10 |
| (10,062.06) | (9,469.83) | (19,246.56) |
| (1,645,338.80) | (1,644,746.57) | (1,654,523.30) |
| (119,396.69) | (119,179.69) | (118,943.69) |
| (37,664.83) | (37,545.64) | (37,426.45) |
| (157,061.52) | (156,725.33) | (156,370.14) |

| | | |
|-----------------------|-----------------------|-----------------------|
| (2,652.00) | (2,652.00) | (2,671.00) |
| (1,430.28) | (1,430.28) | (1,430.28) |
| (4,082.28) | (4,082.28) | (4,101.28) |
| (3,609.41) | (6,889.64) | (13,666.59) |
| - | - | - |
| (15,507.16) | (24,658.49) | - |
| - | - | - |
| - | - | - |
| (1,534.40) | (895.22) | (2,939.94) |
| - | - | - |
| (20,650.97) | (32,443.35) | (16,606.53) |
| - | - | - |
| - | - | - |
| - | - | - |
| (9,728.99) | (15,768.32) | - |
| (180,320.97) | (209,588.84) | - |
| (12,954.74) | (12,954.74) | (12,954.74) |
| 518.06 | 515.51 | - |
| - | - | - |
| - | - | - |
| (1,100,925.24) | (1,098,731.99) | (1,096,532.89) |
| (25,868.50) | (25,937.48) | (26,006.64) |
| 135,237.78 | 130,373.21 | (156,390.93) |
| (1,218,775.85) | (1,268,618.28) | (1,312,593.01) |
| (510,342.07) | (510,342.07) | (415,962.96) |
| (201,217.00) | (201,217.00) | (201,217.00) |
| (711,559.07) | (711,559.07) | (617,179.96) |
| (750,286.50) | (750,286.50) | (750,286.50) |
| (398,349.91) | (398,349.91) | (398,349.91) |
| (1,148,636.41) | (1,148,636.41) | (1,148,636.41) |
| 516,946.76 | 518,862.13 | 520,777.60 |
| 516,946.76 | 518,862.13 | 520,777.60 |
| (1,343,248.72) | (1,341,333.35) | (1,245,038.77) |
| (4,364,424.89) | (4,411,423.53) | (4,368,525.22) |

| | | | | 1 | 2 | 3 | 4 | 5 | 6 | 7 | 8 | 9 |
|---|-----|------|--------------------------------|------------------|------------------|------------------|------------------|------------------|------------------|------------------|------------------|------------------|
| | | | | Jan-20 | Feb-20 | Mar-20 | Apr-20 | May-20 | Jun-20 | Jul-20 | Aug-20 | Sep-20 |
| Water Sales | | | | | | | | | | | | |
| 461000 | 001 | 6100 | WATER SALES: BILLED REVENUE | (43,108.76) | (50,126.66) | (43,235.25) | (46,436.09) | (52,251.94) | (47,925.58) | (52,555.34) | (57,659.30) | (52,798.07) |
| 461001 | 001 | 6100 | WATER SALES BILLED RECOUPMENT | - | - | - | - | - | - | - | - | - |
| 461100 | 001 | 6100 | WATER SALES: UNBILLED REVENUE | 1,710.00 | 4,129.00 | (10,153.00) | 5,749.00 | (3,365.00) | (1,101.00) | (4,328.00) | (2,779.00) | 6,306.00 |
| 461200 | 001 | 6100 | WATER SALES-UNBILLED RECOUPMNT | - | - | - | - | - | - | - | - | - |
| 462000 | 001 | 6100 | FIRE PROTECTION REVENUE | (17,072.56) | (17,072.56) | (17,072.56) | (17,072.56) | (17,072.56) | (17,072.56) | (17,072.56) | (17,072.56) | (17,072.56) |
| 460200 | 001 | 6100 | CBFRR REVENUES | (12,213.25) | (12,213.25) | (12,213.25) | (12,213.25) | (12,213.25) | (12,213.25) | (12,213.25) | (12,213.25) | (12,213.25) |
| 460998 | 001 | 6100 | CBFRR REVENUES - CONTRA | 12,213.25 | 12,213.25 | 12,213.25 | 12,213.25 | 12,213.25 | 12,213.25 | 12,213.25 | 12,213.25 | 12,213.25 |
| | | | | 58,471.32 | 63,070.22 | 70,460.81 | 57,759.65 | 72,689.50 | 66,099.14 | 73,955.90 | 77,510.86 | 63,564.63 |
| Other Operating Revenue | | | | | | | | | | | | |
| 471300 | 001 | 6100 | MISC OPERATING REVENUE | (40.00) | (110.00) | (66.00) | (218.00) | (60.00) | (304.00) | (192.00) | (40.00) | (95.00) |
| | | | | 40.00 | 110.00 | 66.00 | 218.00 | 60.00 | 304.00 | 192.00 | 40.00 | 95.00 |
| Total Revenues | | | | 58,511.32 | 63,180.22 | 70,526.81 | 57,977.65 | 72,749.50 | 66,403.14 | 74,147.90 | 77,550.86 | 63,659.63 |
| Production Expenses | | | | | | | | | | | | |
| 601100 | 001 | 6105 | OTHER PROD LABOR:TREAT PLANT | - | - | - | - | - | - | - | - | - |
| 603500 | 001 | 6105 | OTHER PROD MAT&EXP: SRC/SUPPLY | - | - | - | - | - | - | - | - | - |
| 610200 | 001 | 6105 | SUPERINTENDENCE: WTP-PAC | - | - | - | - | - | - | - | - | - |
| 610201 | 001 | 6105 | BENEFITS: WTP-PAC | - | - | - | - | - | - | - | - | - |
| 623100 | 001 | 6105 | POWER PURCHASED: TRT PLT ELEC | 597.39 | 578.45 | 558.38 | 489.27 | 488.18 | 381.73 | 329.13 | 365.37 | 336.50 |
| 624100 | 001 | 6105 | OPER LABOR: TREATMENT PLANT | 6,516.50 | 6,172.19 | 7,376.56 | 7,602.34 | 7,437.15 | 10,001.97 | 6,835.01 | 7,537.42 | 5,607.88 |
| 626100 | 001 | 6105 | OPER EXP T PLANT: MAT & EXP | 76.08 | 262.86 | 493.59 | 253.98 | 80.00 | 464.41 | 427.28 | 224.00 | 399.36 |
| 626110 | 001 | 6105 | OPER EXP T PLANT: GAS/OIL | 1,816.57 | 2,394.53 | - | 1,674.00 | - | - | - | - | - |
| 626120 | 001 | 6105 | OPER EXP T PLANT: PHONE | - | 114.58 | 114.58 | 114.03 | 113.92 | 116.54 | 119.04 | 121.43 | 119.81 |
| 631100 | 001 | 6105 | MAINT STRUCT: TREATMENT PLANT | 76.76 | 76.76 | 80.00 | - | 390.00 | 80.00 | 80.00 | 80.00 | 204.41 |
| 631500 | 001 | 6105 | MAINT STRUCT: SOURCE OF SUPPLY | 1,089.15 | 1,232.89 | 458.56 | - | - | 2,755.27 | 13,369.27 | 1,556.51 | 2,042.22 |
| 633100 | 001 | 6105 | MAINT PUMP EQU: HIGH LIFT ELC | - | 230.00 | - | - | - | - | - | - | - |
| 633199 | 001 | 6105 | BOOSTER STATION GENERAL MAINT | - | - | - | - | - | - | - | - | - |
| 641110 | 001 | 6105 | CHLORINE: TREATMENT PLANT | 217.95 | - | - | 213.95 | 228.25 | 228.25 | - | 228.25 | - |
| 641120 | 001 | 6105 | ALUM. SULFATE/FERRIC CHLORIDE | - | - | - | - | - | - | 882.00 | - | 882.00 |
| 641140 | 001 | 6105 | POLYMERS | - | - | - | - | - | - | - | - | - |
| 641160 | 001 | 6105 | CORROSION INHIBITOR | - | 143.72 | 143.72 | - | - | - | 72.58 | - | - |
| 641213 | 001 | 6105 | SODA ASH | 953.25 | - | - | - | - | 961.25 | - | - | - |
| 642200 | 001 | 6105 | LABORATORY EXPENSE | - | - | 580.50 | - | - | - | - | - | - |
| 642205 | 001 | 6105 | LAB EXPENSE: OUTSIDE TESTING | 353.00 | 10.00 | 192.00 | 361.00 | 129.00 | 177.00 | 1,042.00 | 584.00 | 361.00 |
| 652200 | 001 | 6105 | MAINT PROC EQU: TRT PLANT | 2,879.45 | - | - | - | - | 2,264.73 | 263.16 | 452.28 | - |
| 652220 | 001 | 6105 | MAINT PROC EQUIP: SCADA & OTHR | 120.20 | 120.20 | 120.20 | - | 950.01 | 240.40 | 120.20 | 120.20 | 123.20 |
| | | | | 14,696.30 | 11,336.18 | 10,118.09 | 10,708.57 | 9,816.51 | 17,671.55 | 23,539.67 | 11,269.46 | 10,076.38 |
| Transmission & Distribution Expenses | | | | | | | | | | | | |
| 660000 | 001 | 6106 | SUPERINTENDENCE: OPS-PAC | - | - | - | - | - | - | - | - | - |
| 660001 | 001 | 6106 | BENEFITS: OPS-PAC | - | - | - | - | - | - | - | - | - |
| 662003 | 001 | 6106 | MISC GEN EXPENSE/OPERATIONS | - | - | - | - | - | - | - | - | - |
| 662004 | 001 | 6106 | MISC T&D MATERIALS & SUPPLIES | - | - | - | - | - | - | - | - | - |
| 662100 | 001 | 6106 | DUTY PAY | - | - | - | - | - | - | - | - | - |
| 663100 | 001 | 6106 | METER OPERATING LABOR & EXP | 711.31 | 216.44 | 136.98 | 187.60 | 426.43 | 74.27 | - | 469.09 | 128.96 |
| 663101 | 001 | 6106 | MOLE: METER REMOVAL | - | - | - | - | - | - | - | - | - |

| | | | | | | | | | | | | |
|--------|-----|------|--------------------------------|-----------------|-----------------|-----------------|-----------------|-----------------|-----------------|-----------------|------------------|------------------|
| 664200 | 001 | 6106 | OTHER EXPENSE ON CUST PREMISIS | - | - | - | - | 324.00 | - | - | - | - |
| 665100 | 001 | 6106 | SMALL TOOLS EXPENSE | - | - | - | - | - | - | - | - | - |
| 665250 | 001 | 6106 | TRANS/EXP: MISCELLANEOUS | 0.50 | - | - | - | - | - | - | - | - |
| 665400 | 001 | 6106 | GASOLINE | - | - | - | - | - | - | - | - | - |
| 673001 | 001 | 6106 | MAINT MAINS: REPAIRS | 79.12 | 3,992.11 | 1,599.07 | 745.79 | 391.87 | 156.15 | 2,416.59 | 9,554.16 | 553.25 |
| 673002 | 001 | 6106 | MAINT MAINS: GATE PROGRAM | - | - | - | - | 212.57 | - | - | - | - |
| 673003 | 001 | 6106 | MAINT MAINS: FLUSHING LN | - | - | - | - | - | - | - | - | - |
| 673004 | 001 | 6106 | MAINT GATES: INSPECTION: PAC | - | - | - | - | - | - | - | - | - |
| 675000 | 001 | 6106 | MAINTENANCE: SERVICES | 345.62 | 594.47 | 310.81 | 2,834.36 | 3,340.96 | 896.00 | 355.65 | - | 10,367.68 |
| 676000 | 001 | 6106 | MAINTENANCE: METERS | 128.04 | 499.20 | 156.47 | 64.98 | 355.71 | - | 128.96 | 128.96 | 193.44 |
| 677001 | 001 | 6106 | MAINTENANCE: HYDRANTS-REPAIRS | - | - | 393.93 | - | - | - | - | - | - |
| 677002 | 001 | 6106 | MAINTENANCE: HYDRANTS-PAINTING | - | - | - | - | - | - | - | 317.81 | - |
| 677003 | 001 | 6106 | MAINTENANCE: HYDRANTS-INSPECTN | 1,697.89 | 1,067.01 | - | - | 950.80 | 1,114.58 | 536.74 | 1,012.47 | 705.50 |
| 678000 | 001 | 6106 | MONITOR CONTRACTORS MARKING | 200.47 | 137.12 | 123.58 | 439.89 | 182.98 | 322.40 | 406.02 | 430.36 | 290.16 |
| | | | | 3,162.95 | 6,506.35 | 2,720.84 | 4,272.62 | 6,185.32 | 2,563.40 | 3,843.96 | 11,912.85 | 12,238.99 |

Customer Accounts & Collection Expenses

| | | | | | | | | | | | | |
|--------|-----|------|----------------------------|---------------|-----------------|---------------|-----------------|---------------|---------------|---------------|---------------|---------------|
| 902000 | 001 | 6108 | CUSTOMER ORDS: COLLECTIONS | - | - | - | - | - | - | - | - | - |
| 903000 | 001 | 6108 | CUSTOMER ORDS: COLLECTIONS | 6.28 | - | 53.10 | - | - | - | - | - | - |
| 902001 | 001 | 6108 | METER READING | 128.04 | 58.14 | 174.00 | 104.40 | 129.96 | 138.20 | - | - | 128.96 |
| 902098 | 001 | 6108 | METER READING: TRANSFERS | 68.56 | 179.72 | - | 113.04 | 126.97 | - | 99.03 | 220.43 | 99.03 |
| 902099 | 001 | 6108 | METER READING: EXCEPTIONS | - | - | - | - | - | - | - | - | - |
| 902100 | 001 | 6108 | BILLING & ACCOUNTING | - | - | - | - | - | - | - | - | - |
| 903100 | 001 | 6108 | BILLING & ACCOUNTING | 298.32 | 533.27 | 760.77 | 909.72 | 561.08 | 506.28 | 619.86 | 654.10 | 636.74 |
| 930200 | 001 | 6108 | PUBLIC RELATIONS | - | - | 12.29 | 11.12 | - | - | 62.72 | - | - |
| 904000 | 001 | 6108 | UNCOLLECTABLE ACCOUNTS | - | 361.14 | (142.15) | - | - | - | - | - | - |
| | | | | 501.20 | 1,132.27 | 858.01 | 1,138.28 | 818.01 | 644.48 | 781.61 | 874.53 | 864.73 |

Administrative and General Expense

| | | | | | | | | | | | | |
|--------|-----|------|--------------------------------|-----------------|-----------------|-----------------|-----------------|-----------------|---------------|-----------------|-----------------|-----------------|
| 921000 | 001 | 6109 | OFFICE SUPPLIES & EXPENSE | 16.30 | 4.50 | 4.50 | 4.50 | 8.50 | 13.85 | 6.50 | 10.00 | 15.40 |
| 921160 | 001 | 6109 | OFFICE SUPPLIES & EXP: PHONE | 89.76 | 89.76 | 89.76 | 86.53 | 88.02 | 88.02 | 88.62 | 86.12 | - |
| 923000 | 001 | 6109 | OUTSIDE SERVICES | - | - | - | - | - | - | - | - | - |
| 924000 | 001 | 6109 | INSURANCE EXPENSE | 935.05 | 935.06 | 935.06 | 781.69 | 794.34 | (105.60) | 796.25 | 796.25 | 796.25 |
| 928000 | 001 | 6109 | REGULATORY COMMISSION EXPENSE | 258.00 | 258.00 | 258.00 | 258.00 | 258.00 | 258.00 | 258.00 | 159.33 | 466.00 |
| 930100 | 001 | 6109 | MEETING CONVENTION/MEMBSP FEES | - | - | - | - | - | - | - | - | - |
| 930102 | 001 | 6109 | LICENSING FEES | 25.00 | 25.00 | 25.00 | 25.00 | 25.00 | 25.00 | 25.00 | 25.00 | 25.00 |
| 930200 | 001 | 6109 | PUBLIC RELATIONS | - | - | - | - | - | - | - | - | - |
| 930300 | 001 | 6109 | MEALS | - | - | - | - | - | - | - | - | - |
| 930400 | 001 | 6109 | MISCELLANEOUS GENERAL EXPENSE | - | 102.00 | - | - | - | - | - | - | - |
| 930410 | 001 | 6109 | CHARITABLE CONTRIBUTIONS | - | - | - | - | - | - | - | - | - |
| 950200 | 001 | 6109 | MAINT: OFFICE FURNT & EQUIP | - | - | - | - | - | - | - | - | - |
| 950400 | 001 | 6109 | MAINT: MISC GENERAL EQUIP | - | - | - | - | - | - | - | - | - |
| 950500 | 001 | 6109 | MAINT COMPUTER EQUIP: PAC | - | - | - | - | - | - | - | - | - |
| | | | | 1,324.11 | 1,414.32 | 1,312.32 | 1,155.72 | 1,173.86 | 279.27 | 1,174.37 | 1,076.70 | 1,302.65 |

Inter Div Management Fee

| | | | | | | | | | | | | |
|--------|-----|------|---------------------------|------------------|------------------|------------------|------------------|------------------|------------------|------------------|------------------|------------------|
| 930500 | 001 | 6100 | MAINT COMPUTER EQUIP: PAC | 375.00 | 443.00 | 404.00 | 371.00 | 420.00 | 315.00 | 253.00 | 368.00 | 250.00 |
| 930510 | 001 | 6100 | MAINT COMPUTER EQUIP: PAC | 16,239.00 | 15,753.00 | 15,411.00 | 15,967.00 | 15,336.00 | 16,121.00 | 13,881.00 | 19,254.00 | 13,914.00 |
| 930520 | 001 | 6100 | MAINT COMPUTER EQUIP: PAC | - | - | - | - | - | - | - | - | - |
| | | | | 16,614.00 | 16,196.00 | 15,815.00 | 16,338.00 | 15,756.00 | 16,436.00 | 14,134.00 | 19,622.00 | 14,164.00 |

Total Operating Expenses

| | | | | | | | | |
|------------------|------------------|------------------|------------------|------------------|------------------|------------------|------------------|------------------|
| 36,298.56 | 36,585.12 | 30,824.26 | 33,613.19 | 33,749.70 | 37,594.70 | 43,473.61 | 44,755.54 | 38,646.75 |
|------------------|------------------|------------------|------------------|------------------|------------------|------------------|------------------|------------------|

Depreciation Expense

| | | | | | | | | | | | | |
|--------|-----|------|------------------------------------|-------------------|-------------------|------------------|-------------------|------------------|------------------|------------------|------------------|-------------------|
| 403000 | 001 | 6100 | DEPRECIATION EXPENSE: PAC | 8,377.68 | 8,377.97 | 8,379.16 | 8,381.16 | 8,377.27 | 8,378.34 | 8,336.39 | 8,365.28 | 8,349.04 |
| | | | | 8,377.68 | 8,377.97 | 8,379.16 | 8,381.16 | 8,377.27 | 8,378.34 | 8,336.39 | 8,365.28 | 8,349.04 |
| | | | Amortization Expense: CIAC | | | | | | | | | |
| 405300 | 001 | 6100 | AMORTIZATION EXPENSE: CIAC | (1,915.45) | (1,915.39) | (1,915.45) | (1,915.39) | (1,915.37) | (1,915.47) | (1,915.46) | (1,915.39) | (1,915.46) |
| | | | Amortization Expense | | | | | | | | | |
| 407320 | 001 | 6100 | AMORT EXP - DEFERRED CHARGES | 257.29 | 257.31 | 257.31 | 257.31 | 257.32 | 257.32 | 257.31 | 257.31 | 257.32 |
| 407100 | 001 | 6100 | AMORT: ACQUISITION PREMIUM | 2,868.07 | 2,947.97 | 2,947.97 | 2,947.97 | 2,947.97 | 2,947.97 | 2,947.97 | 2,947.97 | 2,947.97 |
| | | | | 3,125.36 | 3,205.28 | 3,205.28 | 3,205.28 | 3,205.29 | 3,205.29 | 3,205.28 | 3,205.28 | 3,205.29 |
| | | | Taxes Other than Income Tax | | | | | | | | | |
| 408110 | 001 | 6100 | LOCAL PROPERTY TAXES | 15,067.00 | 15,067.00 | 15,067.00 | 15,262.67 | 15,262.67 | 15,410.16 | 15,507.16 | 15,507.16 | 15,507.18 |
| 408130 | 001 | 6100 | OTHER TAXES | - | - | - | - | - | - | - | - | - |
| | | | | 15,067.00 | 15,067.00 | 15,067.00 | 15,262.67 | 15,262.67 | 15,410.16 | 15,507.16 | 15,507.16 | 15,507.18 |
| 414000 | 001 | 6100 | GAIN FROM FORGIVENESS SRF DEBT | (119.19) | (119.19) | (119.19) | (119.19) | (119.19) | (119.19) | (119.19) | (119.19) | (119.19) |
| | | | Income Tax | | | | | | | | | |
| 409102 | 001 | 6100 | PROV/FED INC TAX/CURRENT | (553.50) | 300.61 | 2,802.44 | (172.69) | 2,666.39 | 662.44 | 1,014.28 | 1,421.02 | (82.66) |
| 409113 | 001 | 6100 | PROVS FOR NH BUS PRFTS TAX CUR | (219.88) | 119.42 | 1,113.29 | (68.61) | 1,059.24 | 263.15 | 402.93 | 564.51 | (32.83) |
| 410102 | 001 | 6100 | PROV FEDL INCOME TAX DEFERRED | - | - | - | - | - | - | - | - | - |
| 410113 | 001 | 6100 | PROV NH INCOME TAX DEFERRED | - | - | - | - | - | - | - | - | - |
| | | | | (773.38) | 420.03 | 3,915.73 | (241.30) | 3,725.63 | 925.59 | 1,417.21 | 1,985.53 | (115.49) |
| | | | Total Operating Deducts | 60,060.58 | 61,620.82 | 59,356.79 | 58,186.42 | 62,286.00 | 63,479.42 | 69,905.00 | 71,784.21 | 63,558.12 |
| | | | Net Operating Income | (1,549.26) | 1,559.40 | 11,170.02 | (208.77) | 10,463.50 | 2,923.72 | 4,242.90 | 5,766.65 | 101.51 |
| 421000 | 001 | 6100 | MISC NON-OPERATING INCOME(EXP) | - | - | - | - | - | - | - | - | - |
| 426000 | 001 | 6100 | MISC NONUTILITY EXPENSES | - | - | - | - | - | - | - | - | - |
| | | | Other Income | - | - | - | - | - | - | - | - | - |
| 420000 | 001 | 6100 | AFDUC-INT(DEBT) COMPONENT-PAC | - | - | - | - | - | - | - | - | - |
| 420100 | 001 | 6100 | AFUDC - EQUITY COMPONENT - PAC | - | - | - | - | - | - | - | - | - |
| 427115 | 001 | 6100 | INTERCOMPANY INTEREST | 3,070.09 | 3,046.09 | 3,245.57 | 3,059.55 | 3,051.97 | 3,051.20 | 3,047.76 | 3,041.68 | 3,033.81 |
| 427300 | 001 | 6100 | INTEREST EXP: BONDS & NOTES | 268.61 | 268.08 | 267.54 | 267.00 | 266.47 | 265.92 | 265.38 | 264.84 | 264.29 |
| 428000 | 001 | 6100 | AMORTIZATION OF DEBT EXPENSE | 62.33 | 62.33 | 62.33 | 62.33 | 62.33 | 62.33 | 62.33 | 62.33 | 62.33 |
| 419000 | 001 | 6100 | INTEREST INCOME | - | - | - | - | - | - | - | - | - |
| | | | Total Interest | 3,401.03 | 3,376.50 | 3,575.44 | 3,388.88 | 3,380.77 | 3,379.45 | 3,375.47 | 3,368.85 | 3,360.43 |
| | | | Net Income Before Dividends | (4,950.29) | (1,817.10) | 7,594.58 | (3,597.65) | 7,082.73 | (455.73) | 867.43 | 2,397.80 | (3,258.92) |
| 438000 | 001 | 6100 | DIVIDENDS: COMMON STOCK | - | - | - | - | - | - | - | - | - |
| | | | Net Income (Or Loss) - YTD | (4,950.29) | (6,767.39) | 827.19 | (2,770.46) | 4,312.27 | 3,856.54 | 4,723.97 | 7,121.77 | 3,862.85 |
| | | | Net Income (Or Loss) - MTD | (4,950.29) | (1,817.10) | 7,594.58 | (3,597.65) | 7,082.73 | (455.73) | 867.43 | 2,397.80 | (3,258.92) |

| 10 | 11 | 12 | 12 UPDATE MONTHLY |
|------------------|------------------|------------------|-------------------|
| Oct-20 | Nov-20 | Dec-20 | Total |
| (58,992.90) | (49,892.68) | (47,510.13) | (602,493) |
| - | - | - | - |
| 2,011.00 | 97.00 | 3,213.00 | 1,489 |
| - | - | - | - |
| (17,072.56) | (17,072.56) | (17,072.56) | (204,871) |
| (12,213.25) | (12,213.25) | (12,213.25) | (146,559) |
| 12,213.25 | 12,213.25 | 12,213.25 | 146,559 |
| 74,054.46 | 66,868.24 | 61,369.69 | 805,874.42 |
| - | - | - | - |
| (303.00) | (274.00) | (259.00) | (1,961) |
| 303.00 | 274.00 | 259.00 | 1,961.00 |
| - | - | - | - |
| 74,357.46 | 67,142.24 | 61,628.69 | 807,835.42 |
| - | - | - | - |
| - | - | - | - |
| - | - | - | - |
| - | - | - | - |
| 372.25 | 396.40 | 500.90 | 5,394 |
| 5,060.87 | 5,746.04 | 7,090.73 | 82,985 |
| 393.96 | 99.00 | 844.05 | 4,019 |
| 1,490.66 | - | 3,515.42 | 10,891 |
| 120.01 | 120.05 | 121.67 | 1,296 |
| - | 80.00 | 1,226.24 | 2,374 |
| 633.35 | 6,267.16 | 1,226.84 | 30,631 |
| - | - | - | 230 |
| - | - | - | - |
| - | - | 441.35 | 1,558 |
| - | - | - | 1,764 |
| - | - | - | - |
| - | - | - | 360 |
| 1,417.75 | - | - | 3,332 |
| - | - | - | 581 |
| 473.00 | 512.00 | 290.00 | 4,484 |
| 489.24 | 135.81 | 320.07 | 6,805 |
| 123.20 | - | 123.20 | 2,161 |
| 10,574.29 | 13,356.46 | 15,700.47 | 158,863.93 |
| - | - | - | - |
| - | - | - | - |
| - | - | - | - |
| - | - | - | - |
| - | - | - | - |
| 64.48 | 226.72 | 128.96 | 2,771 |
| - | - | - | - |

| | | | |
|------------------|------------------|------------------|-------------------|
| - | - | - | 324 |
| - | - | - | - |
| - | - | - | 1 |
| - | - | - | - |
| 1,890.31 | 1,352.89 | 806.79 | 23,538 |
| - | - | 697.83 | 910 |
| - | - | - | - |
| - | - | - | - |
| 3,035.69 | - | 1,480.99 | 23,562 |
| 128.96 | - | 103.65 | 1,888 |
| - | - | - | 394 |
| - | - | - | 318 |
| 641.02 | 744.88 | 1,249.90 | 9,721 |
| 173.48 | 133.58 | 170.34 | 3,010 |
| 5,933.94 | 2,458.07 | 4,638.46 | 66,437.75 |
| - | - | - | - |
| - | - | - | - |
| - | - | - | 59 |
| 103.65 | 64.48 | 131.72 | 1,162 |
| 66.79 | 128.96 | - | 1,103 |
| 64.48 | - | - | 64 |
| - | - | - | - |
| 450.91 | 1,187.96 | 328.48 | 7,447 |
| - | - | 239.25 | 325 |
| 1,221.92 | 0.20 | - | 1,441 |
| 1,907.75 | 1,381.60 | 699.45 | 11,601.92 |
| - | - | - | - |
| 10.50 | 13.40 | 8.00 | 116 |
| 172.29 | 86.59 | 52.26 | 1,018 |
| - | - | - | - |
| 791.94 | 800.27 | 803.52 | 9,060 |
| 0.01 | 257.32 | 257.34 | 2,946 |
| - | - | - | - |
| 25.00 | 25.00 | 25.00 | 300 |
| - | - | - | - |
| - | - | - | - |
| - | - | - | 102 |
| - | - | - | - |
| - | - | - | - |
| - | - | - | - |
| - | - | - | - |
| 999.74 | 1,182.58 | 1,146.12 | 13,541.76 |
| - | - | - | - |
| 426.00 | 419.00 | 248.00 | 4,292 |
| 16,535.00 | 18,656.00 | 11,923.00 | 188,990 |
| - | - | - | - |
| 16,961.00 | 19,075.00 | 12,171.00 | 193,282.00 |
| 36,376.72 | 37,453.71 | 34,355.50 | 443,727.36 |
| - | - | - | - |
| - | - | - | - |

| | | | |
|------------------|------------------|-------------------|-------------------|
| 8,356.18 | 8,351.31 | 8,359.58 | 100,389 |
| 8,356.18 | 8,351.31 | 8,359.58 | 100,389.36 |
| | | | - |
| | | | - |
| (1,915.39) | (1,915.37) | (1,915.47) | (22,985) |
| | | | - |
| | | | - |
| 257.31 | 257.32 | 440.72 | 3,271 |
| 2,947.97 | 2,947.97 | 2,947.96 | 35,296 |
| 3,205.28 | 3,205.29 | 3,388.68 | 38,566.88 |
| | | | - |
| | | | - |
| 15,507.16 | 16,535.33 | (2,851.49) | 166,849 |
| - | - | 1,326.00 | 1,326 |
| 15,507.16 | 16,535.33 | (1,525.49) | 168,175.00 |
| | | | - |
| (119.19) | (119.19) | (119.19) | (1,430) |
| | | | - |
| 2,431.53 | 626.21 | 1,160.93 | 12,277 |
| 965.93 | 248.77 | (770.92) | 3,645 |
| - | - | 3,706.00 | 3,706 |
| - | - | 1,870.00 | 1,870 |
| 3,397.46 | 874.98 | 5,966.01 | 21,498.00 |
| | | | - |
| 64,808.22 | 64,386.06 | 48,509.62 | 747,941.26 |
| | | | - |
| 9,549.24 | 2,756.18 | 13,119.07 | 59,894.16 |
| | | | - |
| - | - | - | - |
| - | - | - | - |
| - | - | - | - |
| - | - | - | - |
| - | - | - | - |
| - | - | - | - |
| 3,023.95 | 3,022.88 | 3,017.36 | 36,712 |
| 263.75 | 263.20 | 262.65 | 3,188 |
| 62.33 | 62.33 | 62.33 | 748 |
| - | - | - | - |
| 3,350.03 | 3,348.41 | 3,342.34 | 40,647.60 |
| | | | - |
| 6,199.21 | (592.23) | 9,776.73 | 19,246.56 |
| | | | - |
| | | | - |
| - | - | - | - |
| 10,062.06 | 9,469.83 | 19,246.56 | 19,246.56 |
| 6,199.21 | (592.23) | 9,776.73 | - |

| | | | | 1 | 2 | 3 | 4 | 5 | 6 | 7 | 8 | 9 |
|--|-----|------|--------------------------------|------------------|------------------|------------------|------------------|------------------|------------------|------------------|------------------|------------------|
| | | | | Jan-20 | Feb-20 | Mar-20 | Apr-20 | May-20 | Jun-20 | Jul-20 | Aug-20 | Sep-20 |
| <u>Water Sales</u> | | | | | | | | | | | | |
| 461000 | 001 | 6100 | WATER SALES: BILLED REVENUE | (43,108.76) | (50,126.66) | (43,235.25) | (46,436.09) | (52,251.94) | (47,925.58) | (52,555.34) | (57,659.30) | (52,798.07) |
| 461001 | 001 | 6100 | WATER SALES BILLED RECOUPMENT | - | - | - | - | - | - | - | - | - |
| 461100 | 001 | 6100 | WATER SALES: UNBILLED REVENUE | 1,710.00 | 4,129.00 | (10,153.00) | 5,749.00 | (3,365.00) | (1,101.00) | (4,328.00) | (2,779.00) | 6,306.00 |
| 461200 | 001 | 6100 | WATER SALES-UNBILLED RECOUPMNT | - | - | - | - | - | - | - | - | - |
| 462000 | 001 | 6100 | FIRE PROTECTION REVENUE | (17,072.56) | (17,072.56) | (17,072.56) | (17,072.56) | (17,072.56) | (17,072.56) | (17,072.56) | (17,072.56) | (17,072.56) |
| 460200 | 001 | 6100 | CBFRR REVENUES | (12,213.25) | (12,213.25) | (12,213.25) | (12,213.25) | (12,213.25) | (12,213.25) | (12,213.25) | (12,213.25) | (12,213.25) |
| 460998 | 001 | 6100 | CBFRR REVENUES - CONTRA | 12,213.25 | 12,213.25 | 12,213.25 | 12,213.25 | 12,213.25 | 12,213.25 | 12,213.25 | 12,213.25 | 12,213.25 |
| | | | | 58,471.32 | 63,070.22 | 70,460.81 | 57,759.65 | 72,689.50 | 66,099.14 | 73,955.90 | 77,510.86 | 63,564.63 |
| <u>Other Operating Revenue</u> | | | | | | | | | | | | |
| 471300 | 001 | 6100 | MISC OPERATING REVENUE | (40.00) | (110.00) | (66.00) | (218.00) | (60.00) | (304.00) | (192.00) | (40.00) | (95.00) |
| | | | | 40.00 | 110.00 | 66.00 | 218.00 | 60.00 | 304.00 | 192.00 | 40.00 | 95.00 |
| Total Revenues | | | | 58,511.32 | 63,180.22 | 70,526.81 | 57,977.65 | 72,749.50 | 66,403.14 | 74,147.90 | 77,550.86 | 63,659.63 |
| <u>Production Expenses</u> | | | | | | | | | | | | |
| 601100 | 001 | 6105 | OTHER PROD LABOR:TREAT PLANT | - | - | - | - | - | - | - | - | - |
| 603500 | 001 | 6105 | OTHER PROD MAT&EXP: SRC/SUPPLY | - | - | - | - | - | - | - | - | - |
| 610200 | 001 | 6105 | SUPERINTENDENCE: WTP-PAC | - | - | - | - | - | - | - | - | - |
| 610201 | 001 | 6105 | BENEFITS: WTP-PAC | - | - | - | - | - | - | - | - | - |
| 623100 | 001 | 6105 | POWER PURCHASED: TRT PLT ELEC | 597.39 | 578.45 | 558.38 | 489.27 | 488.18 | 381.73 | 329.13 | 365.37 | 336.50 |
| 624100 | 001 | 6105 | OPER LABOR: TREATMENT PLANT | 6,516.50 | 6,172.19 | 7,376.56 | 7,602.34 | 7,437.15 | 10,001.97 | 6,835.01 | 7,537.42 | 5,607.88 |
| 626100 | 001 | 6105 | OPER EXP T PLANT: MAT & EXP | 76.08 | 262.86 | 493.59 | 253.98 | 80.00 | 464.41 | 427.28 | 224.00 | 399.36 |
| 626110 | 001 | 6105 | OPER EXP T PLANT: GAS/OIL | 1,816.57 | 2,394.53 | - | 1,674.00 | - | - | - | - | - |
| 626120 | 001 | 6105 | OPER EXP T PLANT: PHONE | - | 114.58 | 114.58 | 114.03 | 113.92 | 116.54 | 119.04 | 121.43 | 119.81 |
| 631100 | 001 | 6105 | MAINT STRUCT: TREATMENT PLANT | 76.76 | 76.76 | 80.00 | - | 390.00 | 80.00 | 80.00 | 80.00 | 204.41 |
| 631500 | 001 | 6105 | MAINT STRUCT: SOURCE OF SUPPLY | 1,089.15 | 1,232.89 | 458.56 | - | - | 2,755.27 | 13,369.27 | 1,556.51 | 2,042.22 |
| 633100 | 001 | 6105 | MAINT PUMP EQU: HIGH LIFT ELC | - | 230.00 | - | - | - | - | - | - | - |
| 633199 | 001 | 6105 | BOOSTER STATION GENERAL MAINT | - | - | - | - | - | - | - | - | - |
| 641110 | 001 | 6105 | CHLORINE: TREATMENT PLANT | 217.95 | - | - | 213.95 | 228.25 | 228.25 | - | 228.25 | - |
| 641120 | 001 | 6105 | ALUM. SULFATE/FERRIC CHLORIDE | - | - | - | - | - | - | 882.00 | - | 882.00 |
| 641140 | 001 | 6105 | POLYMERS | - | - | - | - | - | - | - | - | - |
| 641160 | 001 | 6105 | CORROSION INHIBITOR | - | 143.72 | 143.72 | - | - | - | 72.58 | - | - |
| 641213 | 001 | 6105 | SODA ASH | 953.25 | - | - | - | - | 961.25 | - | - | - |
| 642200 | 001 | 6105 | LABORATORY EXPENSE | - | - | 580.50 | - | - | - | - | - | - |
| 642205 | 001 | 6105 | LAB EXPENSE: OUTSIDE TESTING | 353.00 | 10.00 | 192.00 | 361.00 | 129.00 | 177.00 | 1,042.00 | 584.00 | 361.00 |
| 652200 | 001 | 6105 | MAINT PROC EQU: TRT PLANT | 2,879.45 | - | - | - | - | 2,264.73 | 263.16 | 452.28 | - |
| 652220 | 001 | 6105 | MAINT PROC EQUIP: SCADA & OTHR | 120.20 | 120.20 | 120.20 | - | 950.01 | 240.40 | 120.20 | 120.20 | 123.20 |
| | | | | 14,696.30 | 11,336.18 | 10,118.09 | 10,708.57 | 9,816.51 | 17,671.55 | 23,539.67 | 11,269.46 | 10,076.38 |
| <u>Transmission & Distribution Expenses</u> | | | | | | | | | | | | |

| | | | | | | | | | | | | |
|--------|-----|------|--------------------------------|-----------------|-----------------|-----------------|-----------------|-----------------|-----------------|-----------------|------------------|------------------|
| 660000 | 001 | 6106 | SUPERINTENDENCE: OPS-PAC | - | - | - | - | - | - | - | - | - |
| 660001 | 001 | 6106 | BENEFITS: OPS-PAC | - | - | - | - | - | - | - | - | - |
| 662003 | 001 | 6106 | MISC GEN EXPENSE/OPERATIONS | - | - | - | - | - | - | - | - | - |
| 662004 | 001 | 6106 | MISC T&D MATERIALS & SUPPLIES | - | - | - | - | - | - | - | - | - |
| 662100 | 001 | 6106 | DUTY PAY | - | - | - | - | - | - | - | - | - |
| 663100 | 001 | 6106 | METER OPERATING LABOR & EXP | 711.31 | 216.44 | 136.98 | 187.60 | 426.43 | 74.27 | - | 469.09 | 128.96 |
| 663101 | 001 | 6106 | MOLE: METER REMOVAL | - | - | - | - | - | - | - | - | - |
| 664200 | 001 | 6106 | OTHER EXPENSE ON CUST PREMISIS | - | - | - | - | 324.00 | - | - | - | - |
| 665100 | 001 | 6106 | SMALL TOOLS EXPENSE | - | - | - | - | - | - | - | - | - |
| 665250 | 001 | 6106 | TRANS/EXP: MISCELLANEOUS | 0.50 | - | - | - | - | - | - | - | - |
| 665400 | 001 | 6106 | GASOLINE | - | - | - | - | - | - | - | - | - |
| 673001 | 001 | 6106 | MAINT MAINS: REPAIRS | 79.12 | 3,992.11 | 1,599.07 | 745.79 | 391.87 | 156.15 | 2,416.59 | 9,554.16 | 553.25 |
| 673002 | 001 | 6106 | MAINT MAINS: GATE PROGRAM | - | - | - | - | 212.57 | - | - | - | - |
| 673003 | 001 | 6106 | MAINT MAINS: FLUSHING LN | - | - | - | - | - | - | - | - | - |
| 673004 | 001 | 6106 | MAINT GATES: INSPECTION: PAC | - | - | - | - | - | - | - | - | - |
| 675000 | 001 | 6106 | MAINTENANCE: SERVICES | 345.62 | 594.47 | 310.81 | 2,834.36 | 3,340.96 | 896.00 | 355.65 | - | 10,367.68 |
| 676000 | 001 | 6106 | MAINTENANCE: METERS | 128.04 | 499.20 | 156.47 | 64.98 | 355.71 | - | 128.96 | 128.96 | 193.44 |
| 677001 | 001 | 6106 | MAINTENANCE: HYDRANTS-REPAIRS | - | - | 393.93 | - | - | - | - | - | - |
| 677002 | 001 | 6106 | MAINTENANCE: HYDRANTS-PAINTING | - | - | - | - | - | - | - | 317.81 | - |
| 677003 | 001 | 6106 | MAINTENANCE: HYDRANTS-INSPECTN | 1,697.89 | 1,067.01 | - | - | 950.80 | 1,114.58 | 536.74 | 1,012.47 | 705.50 |
| 678000 | 001 | 6106 | MONITOR CONTRACTORS MARKING | 200.47 | 137.12 | 123.58 | 439.89 | 182.98 | 322.40 | 406.02 | 430.36 | 290.16 |
| | | | | 3,162.95 | 6,506.35 | 2,720.84 | 4,272.62 | 6,185.32 | 2,563.40 | 3,843.96 | 11,912.85 | 12,238.99 |

Customer Accounts & Collection Expenses

| | | | | | | | | | | | | |
|--------|-----|------|----------------------------|---------------|-----------------|---------------|-----------------|---------------|---------------|---------------|---------------|---------------|
| 902000 | 001 | 6108 | CUSTOMER ORDS: COLLECTIONS | - | - | - | - | - | - | - | - | - |
| 903000 | 001 | 6108 | CUSTOMER ORDS: COLLECTIONS | 6.28 | - | 53.10 | - | - | - | - | - | - |
| 902001 | 001 | 6108 | METER READING | 128.04 | 58.14 | 174.00 | 104.40 | 129.96 | 138.20 | - | - | 128.96 |
| 902098 | 001 | 6108 | METER READING: TRANSFERS | 68.56 | 179.72 | - | 113.04 | 126.97 | - | 99.03 | 220.43 | 99.03 |
| 902099 | 001 | 6108 | METER READING: EXCEPTIONS | - | - | - | - | - | - | - | - | - |
| 902100 | 001 | 6108 | BILLING & ACCOUNTING | - | - | - | - | - | - | - | - | - |
| 903100 | 001 | 6108 | BILLING & ACCOUNTING | 298.32 | 533.27 | 760.77 | 909.72 | 561.08 | 506.28 | 619.86 | 654.10 | 636.74 |
| 930200 | 001 | 6108 | PUBLIC RELATIONS | - | - | 12.29 | 11.12 | - | - | 62.72 | - | - |
| 904000 | 001 | 6108 | UNCOLLECTABLE ACCOUNTS | - | 361.14 | (142.15) | - | - | - | - | - | - |
| | | | | 501.20 | 1,132.27 | 858.01 | 1,138.28 | 818.01 | 644.48 | 781.61 | 874.53 | 864.73 |

Administrative and General Expense

| | | | | | | | | | | | | |
|--------|-----|------|--------------------------------|--------|--------|--------|--------|--------|----------|--------|--------|--------|
| 921000 | 001 | 6109 | OFFICE SUPPLIES & EXPENSE | 16.30 | 4.50 | 4.50 | 4.50 | 8.50 | 13.85 | 6.50 | 10.00 | 15.40 |
| 921160 | 001 | 6109 | OFFICE SUPPLIES & EXP: PHONE | 89.76 | 89.76 | 89.76 | 86.53 | 88.02 | 88.02 | 88.62 | 86.12 | - |
| 923000 | 001 | 6109 | OUTSIDE SERVICES | - | - | - | - | - | - | - | - | - |
| 924000 | 001 | 6109 | INSURANCE EXPENSE | 935.05 | 935.06 | 935.06 | 781.69 | 794.34 | (105.60) | 796.25 | 796.25 | 796.25 |
| 928000 | 001 | 6109 | REGULATORY COMMISSION EXPENSE | 258.00 | 258.00 | 258.00 | 258.00 | 258.00 | 258.00 | 258.00 | 159.33 | 466.00 |
| 930100 | 001 | 6109 | MEETING CONVENTION/MEMBSP FEES | - | - | - | - | - | - | - | - | - |
| 930102 | 001 | 6109 | LICENSING FEES | 25.00 | 25.00 | 25.00 | 25.00 | 25.00 | 25.00 | 25.00 | 25.00 | 25.00 |
| 930200 | 001 | 6109 | PUBLIC RELATIONS | - | - | - | - | - | - | - | - | - |
| 930300 | 001 | 6109 | MEALS | - | - | - | - | - | - | - | - | - |
| 930400 | 001 | 6109 | MISCELLANEOUS GENERAL EXPENSE | - | 102.00 | - | - | - | - | - | - | - |

| | | | | | | | | | | | | | |
|--------|-----|------|---|-------------------|------------------|------------------|------------------|------------------|------------------|------------------|------------------|------------------|---|
| 930410 | 001 | 6109 | CHARITABLE CONTRIBUTIONS | - | - | - | - | - | - | - | - | - | - |
| 950200 | 001 | 6109 | MAINT: OFFICE FURNT & EQUIP | - | - | - | - | - | - | - | - | - | - |
| 950400 | 001 | 6109 | MAINT: MISC GENERAL EQUIP | - | - | - | - | - | - | - | - | - | - |
| 950500 | 001 | 6109 | MAINT COMPUTER EQUIP: PAC | - | - | - | - | - | - | - | - | - | - |
| | | | | 1,324.11 | 1,414.32 | 1,312.32 | 1,155.72 | 1,173.86 | 279.27 | 1,174.37 | 1,076.70 | 1,302.65 | |
| | | | <u>Inter Div Management Fee</u> | | | | | | | | | | |
| 930500 | 001 | 6100 | MAINT COMPUTER EQUIP: PAC | 375.00 | 443.00 | 404.00 | 371.00 | 420.00 | 315.00 | 253.00 | 368.00 | 250.00 | |
| 930510 | 001 | 6100 | MAINT COMPUTER EQUIP: PAC | 16,239.00 | 15,753.00 | 15,411.00 | 15,967.00 | 15,336.00 | 16,121.00 | 13,881.00 | 19,254.00 | 13,914.00 | |
| 930520 | 001 | 6100 | MAINT COMPUTER EQUIP: PAC | - | - | - | - | - | - | - | - | - | |
| | | | | 16,614.00 | 16,196.00 | 15,815.00 | 16,338.00 | 15,756.00 | 16,436.00 | 14,134.00 | 19,622.00 | 14,164.00 | |
| | | | Total Operating Expenses | 36,298.56 | 36,585.12 | 30,824.26 | 33,613.19 | 33,749.70 | 37,594.70 | 43,473.61 | 44,755.54 | 38,646.75 | |
| | | | <u>Depreciation Expense</u> | | | | | | | | | | |
| 403000 | 001 | 6100 | DEPRECIATION EXPENSE: PAC | 8,377.68 | 8,377.97 | 8,379.16 | 8,381.16 | 8,377.27 | 8,378.34 | 8,336.39 | 8,365.28 | 8,349.04 | |
| | | | | 8,377.68 | 8,377.97 | 8,379.16 | 8,381.16 | 8,377.27 | 8,378.34 | 8,336.39 | 8,365.28 | 8,349.04 | |
| | | | <u>Amortization Expense: CIAC</u> | | | | | | | | | | |
| 405300 | 001 | 6100 | AMORTIZATION EXPENSE: CIAC | (1,915.45) | (1,915.39) | (1,915.45) | (1,915.39) | (1,915.37) | (1,915.47) | (1,915.46) | (1,915.39) | (1,915.46) | |
| | | | <u>Amortization Expense</u> | | | | | | | | | | |
| 407320 | 001 | 6100 | AMORT EXP - DEFERRED CHARGES | 257.29 | 257.31 | 257.31 | 257.31 | 257.32 | 257.32 | 257.31 | 257.31 | 257.32 | |
| 407100 | 001 | 6100 | AMORT: ACQUISITION PREMIUM | 2,868.07 | 2,947.97 | 2,947.97 | 2,947.97 | 2,947.97 | 2,947.97 | 2,947.97 | 2,947.97 | 2,947.97 | |
| | | | | 3,125.36 | 3,205.28 | 3,205.28 | 3,205.28 | 3,205.29 | 3,205.29 | 3,205.28 | 3,205.28 | 3,205.29 | |
| | | | <u>Taxes Other than Income Tax</u> | | | | | | | | | | |
| 408110 | 001 | 6100 | LOCAL PROPERTY TAXES | 15,067.00 | 15,067.00 | 15,067.00 | 15,262.67 | 15,262.67 | 15,410.16 | 15,507.16 | 15,507.16 | 15,507.18 | |
| 408130 | 001 | 6100 | OTHER TAXES | - | - | - | - | - | - | - | - | - | |
| | | | | 15,067.00 | 15,067.00 | 15,067.00 | 15,262.67 | 15,262.67 | 15,410.16 | 15,507.16 | 15,507.16 | 15,507.18 | |
| 414000 | 001 | 6100 | GAIN FROM FORGIVENESS SRF DEBT | (119.19) | (119.19) | (119.19) | (119.19) | (119.19) | (119.19) | (119.19) | (119.19) | (119.19) | |
| | | | <u>Income Tax</u> | | | | | | | | | | |
| 409102 | 001 | 6100 | PROV/FED INC TAX/CURRENT | (553.50) | 300.61 | 2,802.44 | (172.69) | 2,666.39 | 662.44 | 1,014.28 | 1,421.02 | (82.66) | |
| 409113 | 001 | 6100 | PROVS FOR NH BUS PRFTS TAX CUR | (219.88) | 119.42 | 1,113.29 | (68.61) | 1,059.24 | 263.15 | 402.93 | 564.51 | (32.83) | |
| 410102 | 001 | 6100 | PROV FEDL INCOME TAX DEFERRED | - | - | - | - | - | - | - | - | - | |
| 410113 | 001 | 6100 | PROV NH INCOME TAX DEFERRED | - | - | - | - | - | - | - | - | - | |
| | | | | (773.38) | 420.03 | 3,915.73 | (241.30) | 3,725.63 | 925.59 | 1,417.21 | 1,985.53 | (115.49) | |
| | | | Total Operating Deducts | 60,060.58 | 61,620.82 | 59,356.79 | 58,186.42 | 62,286.00 | 63,479.42 | 69,905.00 | 71,784.21 | 63,558.12 | |
| | | | Net Operating Income | (1,549.26) | 1,559.40 | 11,170.02 | (208.77) | 10,463.50 | 2,923.72 | 4,242.90 | 5,766.65 | 101.51 | |
| 421000 | 001 | 6100 | MISC NON-OPERATING INCOME(EXP) | - | - | - | - | - | - | - | - | - | |

| | | | | | | | | | | | | |
|--------|-----|------|------------------------------------|-------------------|-------------------|-----------------|-------------------|-----------------|-----------------|-----------------|-----------------|-------------------|
| 426000 | 001 | 6100 | MISC NONUTILITY EXPENSES | - | - | - | - | - | - | - | - | - |
| | | | Other Income | - | - | - | - | - | - | - | - | - |
| 420000 | 001 | 6100 | AFDUC-INT(DEBT) COMPONENT-PAC | - | - | - | - | - | - | - | - | - |
| 420100 | 001 | 6100 | AFUDC - EQUITY COMPONENT - PAC | - | - | - | - | - | - | - | - | - |
| 427115 | 001 | 6100 | INTERCOMPANY INTEREST | 3,070.09 | 3,046.09 | 3,245.57 | 3,059.55 | 3,051.97 | 3,051.20 | 3,047.76 | 3,041.68 | 3,033.81 |
| 427300 | 001 | 6100 | INTEREST EXP: BONDS & NOTES | 268.61 | 268.08 | 267.54 | 267.00 | 266.47 | 265.92 | 265.38 | 264.84 | 264.29 |
| 428000 | 001 | 6100 | AMORTIZATION OF DEBT EXPENSE | 62.33 | 62.33 | 62.33 | 62.33 | 62.33 | 62.33 | 62.33 | 62.33 | 62.33 |
| 419000 | 001 | 6100 | INTEREST INCOME | - | - | - | - | - | - | - | - | - |
| | | | Total Interest | 3,401.03 | 3,376.50 | 3,575.44 | 3,388.88 | 3,380.77 | 3,379.45 | 3,375.47 | 3,368.85 | 3,360.43 |
| | | | Net Income Before Dividends | (4,950.29) | (1,817.10) | 7,594.58 | (3,597.65) | 7,082.73 | (455.73) | 867.43 | 2,397.80 | (3,258.92) |
| 438000 | 001 | 6100 | DIVIDENDS: COMMON STOCK | - | - | - | - | - | - | - | - | - |
| | | | Net Income (Or Loss) - YTD | (4,950.29) | (6,767.39) | 827.19 | (2,770.46) | 4,312.27 | 3,856.54 | 4,723.97 | 7,121.77 | 3,862.85 |
| | | | Net Income (Or Loss) - MTD | (4,950.29) | (1,817.10) | 7,594.58 | (3,597.65) | 7,082.73 | (455.73) | 867.43 | 2,397.80 | (3,258.92) |

12 UPDATE MONTHLY

| 10 Oct-20 | 11 Nov-20 | 12 Dec-20 | Total |
|------------------|------------------|------------------|-------------------|
| (58,992.90) | (49,892.68) | (47,510.13) | (602,493) |
| - | - | - | - |
| 2,011.00 | 97.00 | 3,213.00 | 1,489 |
| - | - | - | - |
| (17,072.56) | (17,072.56) | (17,072.56) | (204,871) |
| (12,213.25) | (12,213.25) | (12,213.25) | (146,559) |
| 12,213.25 | 12,213.25 | 12,213.25 | 146,559 |
| 74,054.46 | 66,868.24 | 61,369.69 | 805,874.42 |
| - | - | - | - |
| (303.00) | (274.00) | (259.00) | (1,961) |
| 303.00 | 274.00 | 259.00 | 1,961.00 |
| - | - | - | - |
| 74,357.46 | 67,142.24 | 61,628.69 | 807,835.42 |
| - | - | - | - |
| - | - | - | - |
| - | - | - | - |
| - | - | - | - |
| 372.25 | 396.40 | 500.90 | 5,394 |
| 5,060.87 | 5,746.04 | 7,090.73 | 82,985 |
| 393.96 | 99.00 | 844.05 | 4,019 |
| 1,490.66 | - | 3,515.42 | 10,891 |
| 120.01 | 120.05 | 121.67 | 1,296 |
| - | 80.00 | 1,226.24 | 2,374 |
| 633.35 | 6,267.16 | 1,226.84 | 30,631 |
| - | - | - | 230 |
| - | - | - | - |
| - | - | 441.35 | 1,558 |
| - | - | - | 1,764 |
| - | - | - | - |
| - | - | - | 360 |
| 1,417.75 | - | - | 3,332 |
| - | - | - | 581 |
| 473.00 | 512.00 | 290.00 | 4,484 |
| 489.24 | 135.81 | 320.07 | 6,805 |
| 123.20 | - | 123.20 | 2,161 |
| 10,574.29 | 13,356.46 | 15,700.47 | 158,863.93 |
| - | - | - | - |

| | | | |
|-----------------|-----------------|-----------------|------------------|
| - | - | - | - |
| - | - | - | - |
| - | - | - | - |
| - | - | - | - |
| - | - | - | - |
| 64.48 | 226.72 | 128.96 | 2,771 |
| - | - | - | - |
| - | - | - | 324 |
| - | - | - | - |
| - | - | - | 1 |
| - | - | - | - |
| 1,890.31 | 1,352.89 | 806.79 | 23,538 |
| - | - | 697.83 | 910 |
| - | - | - | - |
| - | - | - | - |
| 3,035.69 | - | 1,480.99 | 23,562 |
| 128.96 | - | 103.65 | 1,888 |
| - | - | - | 394 |
| - | - | - | 318 |
| 641.02 | 744.88 | 1,249.90 | 9,721 |
| 173.48 | 133.58 | 170.34 | 3,010 |
| 5,933.94 | 2,458.07 | 4,638.46 | 66,437.75 |
| - | - | - | - |
| - | - | - | - |
| - | - | - | - |
| - | - | - | 59 |
| 103.65 | 64.48 | 131.72 | 1,162 |
| 66.79 | 128.96 | - | 1,103 |
| 64.48 | - | - | 64 |
| - | - | - | - |
| 450.91 | 1,187.96 | 328.48 | 7,447 |
| - | - | 239.25 | 325 |
| 1,221.92 | 0.20 | - | 1,441 |
| 1,907.75 | 1,381.60 | 699.45 | 11,601.92 |
| - | - | - | - |
| 10.50 | 13.40 | 8.00 | 116 |
| 172.29 | 86.59 | 52.26 | 1,018 |
| - | - | - | - |
| 791.94 | 800.27 | 803.52 | 9,060 |
| 0.01 | 257.32 | 257.34 | 2,946 |
| - | - | - | - |
| 25.00 | 25.00 | 25.00 | 300 |
| - | - | - | - |
| - | - | - | - |
| - | - | - | 102 |

| | | | |
|------------------|------------------|-------------------|-------------------|
| - | - | - | - |
| - | - | - | - |
| - | - | - | - |
| - | - | - | - |
| 999.74 | 1,182.58 | 1,146.12 | 13,541.76 |
| | | | - |
| 426.00 | 419.00 | 248.00 | 4,292 |
| 16,535.00 | 18,656.00 | 11,923.00 | 188,990 |
| - | - | - | - |
| 16,961.00 | 19,075.00 | 12,171.00 | 193,282.00 |
| | | | - |
| 36,376.72 | 37,453.71 | 34,355.50 | 443,727.36 |
| | | | - |
| | | | - |
| 8,356.18 | 8,351.31 | 8,359.58 | 100,389 |
| 8,356.18 | 8,351.31 | 8,359.58 | 100,389.36 |
| | | | - |
| | | | - |
| (1,915.39) | (1,915.37) | (1,915.47) | (22,985) |
| | | | - |
| | | | - |
| 257.31 | 257.32 | 440.72 | 3,271 |
| 2,947.97 | 2,947.97 | 2,947.96 | 35,296 |
| 3,205.28 | 3,205.29 | 3,388.68 | 38,566.88 |
| | | | - |
| | | | - |
| 15,507.16 | 16,535.33 | (2,851.49) | 166,849 |
| - | - | 1,326.00 | 1,326 |
| 15,507.16 | 16,535.33 | (1,525.49) | 168,175.00 |
| | | | - |
| (119.19) | (119.19) | (119.19) | (1,430) |
| | | | - |
| | | | - |
| 2,431.53 | 626.21 | 1,160.93 | 12,277 |
| 965.93 | 248.77 | (770.92) | 3,645 |
| - | - | 3,706.00 | 3,706 |
| - | - | 1,870.00 | 1,870 |
| 3,397.46 | 874.98 | 5,966.01 | 21,498.00 |
| | | | - |
| 64,808.22 | 64,386.06 | 48,509.62 | 747,941.26 |
| | | | - |
| 9,549.24 | 2,756.18 | 13,119.07 | 59,894.16 |
| | | | - |
| | | | - |
| - | - | - | - |

| | | | |
|------------------|-----------------|------------------|------------------|
| - | - | - | - |
| - | - | - | - |
| - | - | - | - |
| - | - | - | - |
| - | - | - | - |
| 3,023.95 | 3,022.88 | 3,017.36 | 36,712 |
| 263.75 | 263.20 | 262.65 | 3,188 |
| 62.33 | 62.33 | 62.33 | 748 |
| - | - | - | - |
| 3,350.03 | 3,348.41 | 3,342.34 | 40,647.60 |
| - | - | - | - |
| 6,199.21 | (592.23) | 9,776.73 | 19,246.56 |
| - | - | - | - |
| - | - | - | - |
| - | - | - | - |
| 10,062.06 | 9,469.83 | 19,246.56 | 19,246.56 |
| 6,199.21 | (592.23) | 9,776.73 | - |

| | | | | 1 | 2 | 3 | 4 | 5 | 6 | 7 | 8 | 9 |
|--|-----|------|--------------------------------|---------------------|---------------------|---------------------|---------------------|---------------------|---------------------|---------------------|---------------------|---------------------|
| | | | | Jan-20 | Feb-20 | Mar-20 | Apr-20 | May-20 | Jun-20 | Jul-20 | Aug-20 | Sep-20 |
| Assets | | | | | | | | | | | | |
| <u>Land</u> | | | | | | | | | | | | |
| 303100 | 001 | 6000 | LAND | 44,180.00 | 44,180.00 | 44,180.00 | 44,180.00 | 44,180.00 | 44,180.00 | 44,180.00 | 44,180.00 | 44,180.00 |
| 303300 | 001 | 6000 | EASEMENTS - PITTSFIELD | 16,153.19 | 16,153.19 | 16,153.19 | 16,153.19 | 16,153.19 | 16,153.19 | 16,153.19 | 16,153.19 | 16,153.19 |
| | | | | 60,333.19 | 60,333.19 | 60,333.19 | 60,333.19 | 60,333.19 | 60,333.19 | 60,333.19 | 60,333.19 | 60,333.19 |
| <u>Structures</u> | | | | | | | | | | | | |
| 304100 | 001 | 6000 | SOURCE OF SUPPLY STRUCTURES | 71,250.05 | 71,250.05 | 71,250.05 | 71,250.05 | 71,250.05 | 71,250.05 | 71,250.05 | 71,250.05 | 71,250.05 |
| 304700 | 001 | 6000 | GENERAL & MISC STRUCTURES | 1,080.00 | 1,080.00 | 1,080.00 | 1,080.00 | 1,080.00 | 1,080.00 | 1,080.00 | 1,080.00 | 1,080.00 |
| 304800 | 001 | 6000 | WATER TREATMENT STRUCTURES | 935,239.12 | 935,239.12 | 935,239.12 | 935,239.12 | 935,239.12 | 935,239.12 | 935,239.12 | 935,239.12 | 935,239.12 |
| 305000 | 001 | 6000 | RESERVOIRS & DAMS | 137,331.46 | 137,331.46 | 137,331.46 | 137,331.46 | 137,331.46 | 137,331.46 | 137,331.46 | 137,331.46 | 137,331.46 |
| 306000 | 001 | 6000 | LAKE, RIVER & OTHER INTAKE-PAC | 38,270.60 | 38,270.60 | 38,270.60 | 38,270.60 | 38,270.60 | 38,270.60 | 38,270.60 | 38,270.60 | 38,270.60 |
| 309000 | 001 | 6000 | SUPPLY MAINS: PITTSFIELD | 309,352.72 | 309,352.72 | 309,352.72 | 309,352.72 | 309,352.72 | 309,352.72 | 309,352.72 | 309,352.72 | 309,352.72 |
| | | | | 1,492,523.95 | 1,492,523.95 | 1,492,523.95 | 1,492,523.95 | 1,492,523.95 | 1,492,523.95 | 1,492,523.95 | 1,492,523.95 | 1,492,523.95 |
| <u>Equipment</u> | | | | | | | | | | | | |
| 310000 | 001 | 6000 | POWER GENERATED EQUIP: PAC | 55,407.06 | 55,407.06 | 55,407.06 | 55,407.06 | 55,407.06 | 55,407.06 | 55,407.06 | 55,407.06 | 55,407.06 |
| 311200 | 001 | 6000 | ELECTRIC PUMPING EQUIPMENT | 1,651.09 | 1,651.09 | 1,651.09 | 1,651.09 | 1,651.09 | 1,651.09 | 1,651.09 | 1,651.09 | 1,651.09 |
| 311210 | 001 | 6000 | PUMPING EQUIP: PUMPS - PAC | 15,425.94 | 15,425.94 | 15,425.94 | 15,425.94 | 15,425.94 | 15,425.94 | 15,425.94 | 15,425.94 | 13,870.94 |
| 320000 | 001 | 6000 | PURIFICATION SYSTEM EQUIPMENT | - | - | - | - | - | - | - | - | - |
| 320200 | 001 | 6000 | WATER TREATMENT EQUIPMENT: PAC | 17,042.89 | 17,042.89 | 17,042.89 | 17,042.89 | 17,042.89 | 17,042.89 | 17,042.89 | 17,042.89 | 17,042.89 |
| 320310 | 001 | 6000 | WTP EQUIPMENT: MEDIA - PAC | 41,963.48 | 41,963.48 | 41,963.48 | 41,963.48 | 41,963.48 | 41,963.48 | 41,963.48 | 41,963.48 | 41,963.48 |
| | | | | 131,490.46 | 131,490.46 | 131,490.46 | 131,490.46 | 131,490.46 | 131,490.46 | 131,490.46 | 131,490.46 | 129,935.46 |
| <u>Transmission & Distribution</u> | | | | | | | | | | | | |
| 331000 | 001 | 6000 | PAVEMENTS - GENERAL | 5,000.00 | 5,000.00 | 5,000.00 | 5,000.00 | 5,000.00 | 5,000.00 | 5,000.00 | 5,000.00 | 5,000.00 |
| 331001 | 001 | 6000 | PAVEMENTS - TRANS MAINS | 2,003.77 | 2,003.77 | 2,003.77 | 2,003.77 | 2,003.77 | 2,003.77 | 2,003.77 | 2,003.77 | 2,003.77 |
| 331002 | 001 | 6000 | PAVEMENTS - DIST MAINS | 124,788.30 | 124,788.30 | 124,788.30 | 124,788.30 | 124,788.30 | 124,788.30 | 124,788.30 | 124,788.30 | 124,788.30 |
| 331003 | 001 | 6000 | PAVEMENTS - GATE VALVES | 2,833.21 | 2,833.21 | 2,833.21 | 2,833.21 | 2,833.21 | 2,833.21 | 2,833.21 | 2,833.21 | 2,833.21 |
| 331100 | 001 | 6000 | MAINS: 6" & LARGER | 642,373.35 | 642,373.35 | 642,373.35 | 642,373.35 | 642,373.35 | 642,373.35 | 642,373.35 | 642,373.35 | 642,373.35 |
| 331150 | 001 | 6000 | DEVEL INSTAL MAINS-6" & LARGER | 316,734.00 | 316,734.00 | 316,734.00 | 316,734.00 | 316,734.00 | 316,734.00 | 316,734.00 | 316,734.00 | 316,734.00 |
| 331200 | 001 | 6000 | MAINS: 4" & UNDER | 216.00 | 216.00 | 216.00 | 216.00 | 216.00 | 216.00 | 216.00 | 216.00 | 216.00 |
| 331250 | 001 | 6000 | GATES: 4" & UNDER | 9,998.74 | 9,998.74 | 9,998.74 | 9,998.74 | 9,998.74 | 9,998.74 | 9,998.74 | 9,998.74 | 9,998.74 |
| 331251 | 001 | 6000 | GATES: 6" & LARGER | 54,829.76 | 54,829.76 | 54,829.76 | 54,829.76 | 54,829.76 | 54,829.76 | 54,829.76 | 54,829.76 | 54,829.76 |
| 331252 | 001 | 6000 | GATES: UNKNOWN SIZE | 284.49 | 284.49 | 284.49 | 284.49 | 284.49 | 284.49 | 284.49 | 284.49 | 284.49 |
| 331300 | 001 | 6000 | DEVEL INSTAL MAINS: 4" & UNDER | - | - | - | - | - | - | - | - | - |
| 331400 | 001 | 6000 | MAINS: UNKNOWN SIZE | 1,018,899.48 | 1,018,899.48 | 1,018,899.48 | 1,018,899.48 | 1,018,899.48 | 1,018,899.48 | 1,018,899.48 | 1,018,899.48 | 1,018,899.48 |
| 331401 | 001 | 6000 | DEVEL INSTAL MAINS:UNKNOWN SZ | 176,678.50 | 176,678.50 | 176,678.50 | 176,678.50 | 176,678.50 | 176,678.50 | 176,678.50 | 176,678.50 | 176,678.50 |
| 333004 | 001 | 6000 | PAVING - SERVICES | 3,700.02 | 3,700.02 | 3,700.02 | 3,700.02 | 3,700.02 | 3,700.02 | 3,700.02 | 3,700.02 | 3,700.02 |
| 333100 | 001 | 6000 | NEW SERVICES | 117,207.78 | 117,207.78 | 117,207.78 | 117,207.78 | 117,207.78 | 117,207.78 | 117,207.78 | 117,207.78 | 117,207.78 |
| 333200 | 001 | 6000 | RENEWED SERVICES | 67,128.44 | 67,128.44 | 67,128.44 | 67,128.44 | 67,128.44 | 67,128.44 | 67,128.44 | 67,128.44 | 67,128.44 |
| 334000 | 001 | 6000 | METERING EQUIPMENT | 84,707.14 | 84,781.73 | 84,856.32 | 84,467.82 | 84,658.51 | 84,560.88 | 84,560.88 | 84,635.47 | 84,635.47 |
| 334100 | 001 | 6000 | RADIOS FOR METERING | 62,012.64 | 62,113.04 | 62,213.44 | 61,822.56 | 61,822.56 | 61,822.56 | 61,923.13 | 62,016.95 | 61,821.51 |
| 335000 | 001 | 6000 | FIRE PROT EQUIP: HYDRANTS | 90,328.27 | 90,328.27 | 90,328.27 | 90,328.27 | 90,328.27 | 90,328.27 | 90,328.27 | 90,328.27 | 90,328.27 |
| 335005 | 001 | 6000 | HYDRANTS - PAVING | 184.00 | 184.00 | 184.00 | 184.00 | 184.00 | 184.00 | 184.00 | 184.00 | 184.00 |
| 335100 | 001 | 6000 | HYDRANTS: CIAC | 14,550.00 | 14,550.00 | 14,550.00 | 14,550.00 | 14,550.00 | 14,550.00 | 14,550.00 | 14,550.00 | 14,550.00 |
| 339000 | 001 | 6000 | OTHER PLANT & MISC EQUIP: PAC | 1,495.00 | 1,495.00 | 1,495.00 | 1,495.00 | 1,495.00 | 1,495.00 | 1,495.00 | 1,495.00 | 1,495.00 |
| | | | | 2,795,952.89 | 2,796,127.88 | 2,796,302.87 | 2,795,523.49 | 2,795,714.18 | 2,795,616.55 | 2,795,717.12 | 2,795,885.53 | 2,795,690.09 |

| | | | Miscellaneous Equipment | | | | | | | | | |
|-----------------------|-----|------|--------------------------------------|---------------------|---------------------|---------------------|---------------------|---------------------|---------------------|---------------------|---------------------|---------------------|
| 343000 | 001 | 6000 | SHOP EQUIPMENT | 9,687.95 | 9,687.95 | 9,687.95 | 9,687.95 | 9,687.95 | 9,687.95 | 9,687.95 | 9,687.95 | 9,687.95 |
| 344000 | 001 | 6000 | LABORATORY EQUIPMENT | 31,159.42 | 31,159.42 | 31,159.42 | 31,159.42 | 31,159.42 | 31,159.42 | 31,159.42 | 31,159.42 | 31,159.42 |
| 346000 | 001 | 6000 | COMMUNICATION EQUIPMENT - PAC | 30,662.09 | 30,662.09 | 30,662.09 | 30,662.09 | 30,662.09 | 30,662.09 | 30,662.09 | 30,662.09 | 30,662.09 |
| 347110 | 001 | 6000 | COMPUTER EQUIPMENT | 24,555.64 | 24,555.64 | 24,555.64 | 24,555.64 | 24,555.64 | 24,555.64 | 24,555.64 | 24,555.64 | 24,555.64 |
| 348000 | 001 | 6000 | MISCELLANEOUS GENERAL EQUIP | 16,974.54 | 16,974.54 | 16,974.54 | 16,974.54 | 16,974.54 | 16,974.54 | 16,974.54 | 19,744.54 | 19,744.54 |
| | | | | 113,039.64 | 113,039.64 | 113,039.64 | 113,039.64 | 113,039.64 | 113,039.64 | 113,039.64 | 115,809.64 | 115,809.64 |
| | | | Intangible Plant | | | | | | | | | |
| 301000 | 001 | 6000 | ORGANIZATION EXPENSE | 75,550.65 | 75,550.65 | 75,550.65 | 75,550.65 | 75,550.65 | 75,550.65 | 75,550.65 | 75,550.65 | 75,550.65 |
| | | | | 75,550.65 | 75,550.65 | 75,550.65 | 75,550.65 | 75,550.65 | 75,550.65 | 75,550.65 | 75,550.65 | 75,550.65 |
| | | | Total Plant in Service | 4,668,890.78 | 4,669,065.77 | 4,669,240.76 | 4,668,461.38 | 4,668,652.07 | 4,668,554.44 | 4,668,655.01 | 4,671,593.42 | 4,669,842.98 |
| | | | Accumulated Depreciation | | | | | | | | | |
| 108000 | 001 | 6000 | ACCUMULATED DEPRECIATION: PAC | (2,013,548.45) | (2,021,926.42) | (2,030,305.58) | (2,038,132.07) | (2,046,509.34) | (2,054,830.44) | (2,063,166.83) | (2,071,532.11) | (2,079,007.36) |
| 108001 | 001 | 6000 | ACCUM DEPREC: COST OF REM -PAC | 242,667.04 | 242,675.33 | 242,683.62 | 242,695.18 | 242,716.37 | 242,716.37 | 242,716.37 | 242,724.66 | 242,724.66 |
| 108002 | 001 | 6000 | ACCUM DEPRECIATION: LOSS -PAC | 194,061.95 | 194,061.95 | 194,061.95 | 194,390.71 | 194,390.71 | 194,431.10 | 194,431.10 | 194,431.10 | 195,307.75 |
| | | | | 1,576,819.46 | 1,585,189.14 | 1,593,560.01 | 1,601,046.18 | 1,609,402.26 | 1,617,682.97 | 1,626,019.36 | 1,634,376.35 | 1,640,974.95 |
| | | | Net Plant in Service | 3,092,071.32 | 3,083,876.63 | 3,075,680.75 | 3,067,415.20 | 3,059,249.81 | 3,050,871.47 | 3,042,635.65 | 3,037,217.07 | 3,028,868.03 |
| | | | Construction Work in Progress | | | | | | | | | |
| 105222 | 001 | 6000 | CWIP: CONTRACTOR CLEARING -PAC | 6,176.00 | 6,176.00 | 6,176.00 | 6,176.00 | 6,176.00 | 6,176.00 | 10,039.43 | 11,681.16 | 12,586.54 |
| | | | Total Plant | 3,098,247.32 | 3,090,052.63 | 3,081,856.75 | 3,073,591.20 | 3,065,425.81 | 3,057,047.47 | 3,052,675.08 | 3,048,898.23 | 3,041,454.57 |
| Current Assets | | | | | | | | | | | | |
| | | | Cash | | | | | | | | | |
| 131110 | 001 | 6000 | PETTY CASH: PITTSFIELD/NC | - | - | - | - | - | - | - | - | - |
| 131120 | 001 | 6000 | CASH: BANK OF AMERICA OPERATNG | - | - | - | - | - | - | - | - | - |
| 141000 | 001 | 6000 | A/R: BILLED WATER REVENUE | 18,654.96 | 47,270.09 | 21,046.39 | 21,110.83 | 50,975.72 | 29,041.51 | 29,898.89 | 54,396.26 | 35,414.91 |
| 141400 | 001 | 6000 | A/R: MISCELLANEOUS | 587.00 | 587.00 | 587.00 | 587.00 | 587.00 | 1,174.00 | 1,174.00 | 1,174.00 | 1,174.00 |
| 143901 | 001 | 6000 | ALLOWANCE FOR DOUBTFUL ACCTS | (500.00) | (500.00) | (500.00) | (500.00) | (500.00) | (500.00) | (500.00) | (500.00) | (500.00) |
| 173150 | 001 | 6000 | A/R: UNBILLED WATER REVENUE | 74,722.00 | 70,593.00 | 80,746.00 | 74,997.00 | 78,362.00 | 79,463.00 | 83,791.00 | 86,570.00 | 80,264.00 |
| 173152 | 001 | 6000 | A/R UNBILLED REV: RECOUPMENT | - | - | - | - | - | - | - | - | - |
| 173154 | 001 | 6000 | AR: UNBILLED REV RECOUP 2009 | - | - | - | - | - | - | - | - | - |
| | | | Inventory & Supplies | | | | | | | | | |
| 151100 | 001 | 6000 | INVENTORY: PIPES & FITTINGS | - | - | - | - | - | - | - | - | - |
| 151101 | 001 | 6000 | INVENTORY: METERS - PAC | - | - | - | - | - | - | - | - | - |
| 151700 | 001 | 6000 | INVENTORY: PAC | - | - | - | - | - | - | - | - | - |
| | | | | - | - | - | - | - | - | - | - | - |
| | | | Prepaid Expenses & Other | | | | | | | | | |
| 162100 | 001 | 6000 | PREPAID INSURANCE | 1,856.80 | 1,975.34 | 1,040.28 | 1,707.32 | 1,841.67 | 1,976.02 | 2,110.37 | 2,244.72 | 2,479.07 |
| 162300 | 001 | 6000 | PREPAID PROPERTY TAXES-PAC | - | - | - | - | - | - | - | 4,813.00 | - |
| 162700 | 001 | 6000 | PREPAID EXPENSES | 641.00 | 358.00 | 75.00 | 866.00 | 583.00 | 300.00 | 275.00 | 250.00 | 225.00 |
| 163310 | 001 | 6000 | PREPAID PROPERTY TAXES | 27,316.00 | 13,658.00 | - | - | - | 41,708.50 | 27,805.67 | 13,902.84 | - |
| | | | | 29,813.80 | 15,991.34 | 1,115.28 | 2,573.32 | 2,424.67 | 43,984.52 | 30,191.04 | 21,210.56 | 2,704.07 |

| | | | | | | | | | |
|-----------------------------|-------------------|-------------------|-------------------|------------------|-------------------|-------------------|-------------------|-------------------|-------------------|
| Total Current Assets | 123,277.76 | 133,941.43 | 102,994.67 | 98,768.15 | 131,849.39 | 153,163.03 | 144,554.93 | 162,850.82 | 119,056.98 |
|-----------------------------|-------------------|-------------------|-------------------|------------------|-------------------|-------------------|-------------------|-------------------|-------------------|

Other Assets

Other Deferred Charges

| | | | | | | | | | | | | |
|--------|-----|------|---------------------------------|---------------------|---------------------|---------------------|---------------------|---------------------|---------------------|---------------------|---------------------|---------------------|
| 186100 | 001 | 6000 | ACQUISITION PREMIUM - MARA | 1,183,357.74 | 1,180,409.77 | 1,177,461.80 | 1,174,513.83 | 1,171,565.86 | 1,168,617.89 | 1,165,669.92 | 1,162,721.95 | 1,159,773.98 |
| 186240 | 001 | 6000 | SARBANES-OXLEY | - | - | - | - | - | - | - | - | - |
| 186245 | 001 | 6000 | TILTON HILL ROAD MAIN BREAK | - | - | - | - | - | - | - | - | - |
| 186255 | 001 | 6000 | MAIN BREAK - OCTOBER 2003 | - | - | - | - | - | - | - | - | - |
| 186260 | 001 | 6000 | SOUTH MAIN LEAK RESEARCH | - | - | - | - | - | - | - | - | - |
| 186265 | 001 | 6000 | ABATEMENT | - | - | - | - | - | - | - | - | - |
| 186285 | 001 | 6000 | BERRY POND BATHYMETRIC SURVEY | 4,903.86 | 4,646.55 | 4,389.24 | 4,131.93 | 3,874.61 | 3,617.29 | 3,359.98 | 3,102.67 | 2,845.35 |
| 186286 | 001 | 6000 | BERRY POND TREATMENT EVALUATION | - | - | - | - | - | - | - | - | - |
| 186287 | 001 | 6000 | BERRY POND DAM BREACH ANALYSIS | - | - | - | - | - | - | - | - | - |
| 186300 | 001 | 6000 | GRANT APPLICATION - 2008 | - | - | - | - | - | - | - | - | - |
| 186350 | 001 | 6000 | LOUDON RD MAIN BREAK | - | - | - | - | - | - | - | - | - |
| 186360 | 001 | 6000 | FAIRVIEW ROAD MAIN BREAK | - | - | - | - | - | - | - | - | - |
| 186380 | 001 | 6000 | RATE CASE EXPENSE: 2007 | - | - | - | - | - | - | - | - | - |
| 186385 | 001 | 6000 | 2010 DEFERRED RATE CASE EXP | - | - | - | - | - | - | - | - | - |
| 186390 | 001 | 6000 | RATE CASE EXPENSE: 2012 | - | - | - | - | - | - | - | - | - |
| 186395 | 001 | 6000 | RATE CASE EXPENSE: 2020 | - | - | - | - | - | - | - | - | - |
| 186450 | 001 | 6000 | CONCORD HILL ROAD SERVICE REPR | - | - | - | - | - | - | - | - | - |
| 186650 | 001 | 6000 | EMINENT DOMAIN | 3,668.50 | 3,668.50 | 3,668.50 | 3,668.50 | 3,668.50 | 3,668.50 | 3,668.50 | 3,668.50 | 3,668.50 |
| 186675 | 001 | 6000 | WEB SITE UPGRADE 2006 | - | - | - | - | - | - | - | - | - |
| 186680 | 001 | 6000 | WEB-SITE UPGRADE 2011 | - | - | - | - | - | - | - | - | - |
| 186998 | 001 | 6000 | EMINENT DOMAIN ALLOWANCE | (3,668.50) | (3,668.50) | (3,668.50) | (3,668.50) | (3,668.50) | (3,668.50) | (3,668.50) | (3,668.50) | (3,668.50) |
| | | | | 1,188,261.60 | 1,185,056.32 | 1,181,851.04 | 1,178,645.76 | 1,175,440.47 | 1,172,235.18 | 1,169,029.90 | 1,165,824.62 | 1,162,619.33 |

| | | | | | | | | | | | | |
|--------|-----|------|----------------------------|---|---|---|---|---|---|---|---|---|
| 188100 | 001 | 6000 | ACQUISITION PREMIUM - MARA | - | - | - | - | - | - | - | - | - |
|--------|-----|------|----------------------------|---|---|---|---|---|---|---|---|---|

| | | | | | | | | | | | | |
|--------|-----|------|--------------------------|-----------|-----------|-----------|-----------|-----------|-----------|-----------|-----------|-----------|
| 181000 | 001 | 6000 | UNAMORTIZED DEBT EXPENSE | 21,142.82 | 21,080.49 | 21,018.16 | 20,955.83 | 20,893.50 | 20,831.17 | 20,768.84 | 20,706.51 | 20,644.18 |
|--------|-----|------|--------------------------|-----------|-----------|-----------|-----------|-----------|-----------|-----------|-----------|-----------|

| | | | | | | | | | |
|---------------------------|---------------------|---------------------|---------------------|---------------------|---------------------|---------------------|---------------------|---------------------|---------------------|
| Total Other Assets | 1,209,404.42 | 1,206,136.81 | 1,202,869.20 | 1,199,601.59 | 1,196,333.97 | 1,193,066.35 | 1,189,798.74 | 1,186,531.13 | 1,183,263.51 |
|---------------------------|---------------------|---------------------|---------------------|---------------------|---------------------|---------------------|---------------------|---------------------|---------------------|

| | | | | | | | | | |
|---------------------|---------------------|---------------------|---------------------|---------------------|---------------------|---------------------|---------------------|---------------------|---------------------|
| Total Assets | 4,430,929.50 | 4,430,130.87 | 4,387,720.62 | 4,371,960.94 | 4,393,609.17 | 4,403,276.85 | 4,387,028.75 | 4,398,280.18 | 4,343,775.06 |
|---------------------|---------------------|---------------------|---------------------|---------------------|---------------------|---------------------|---------------------|---------------------|---------------------|

Equity and Liabilities

Shareholder's Equity

| | | | | | | | | | | | | |
|--------|-----|------|----------------------------|----------------|----------------|----------------|----------------|----------------|----------------|----------------|----------------|----------------|
| 201100 | 001 | 6000 | COMMON STOCK | (100.00) | (100.00) | (100.00) | (100.00) | (100.00) | (100.00) | (100.00) | (100.00) | (100.00) |
| 211000 | 001 | 6000 | ADDITIONAL PAID IN CAPITAL | (1,899,595.84) | (1,766,565.84) | (1,766,565.84) | (1,766,565.84) | (1,766,565.84) | (1,766,565.84) | (1,766,565.84) | (1,766,565.84) | (1,766,565.84) |

| | | | | | | | | | | | | |
|--------|-----|------|-----------------------------|------------|------------|------------|------------|------------|------------|------------|------------|------------|
| 215500 | 001 | 6000 | RETAINED EARNINGS BEG - PAC | 131,389.10 | 131,389.10 | 131,389.10 | 131,389.10 | 131,389.10 | 131,389.10 | 131,389.10 | 131,389.10 | 131,389.10 |
|--------|-----|------|-----------------------------|------------|------------|------------|------------|------------|------------|------------|------------|------------|

| | | | | | | | | | |
|--------------------|-----------------|-----------------|-----------------|-----------------|-------------------|-------------------|-------------------|-------------------|-------------------|
| Net Profit or Loss | 4,950.29 | 6,767.39 | (827.19) | 2,770.46 | (4,312.27) | (3,856.54) | (4,723.97) | (7,121.77) | (3,862.85) |
|--------------------|-----------------|-----------------|-----------------|-----------------|-------------------|-------------------|-------------------|-------------------|-------------------|

| | | | | | | | | | |
|---------------------|-----------------------|-----------------------|-----------------------|-----------------------|-----------------------|-----------------------|-----------------------|-----------------------|-----------------------|
| Total Equity | (1,763,356.45) | (1,628,509.35) | (1,636,103.93) | (1,632,506.28) | (1,639,589.01) | (1,639,133.28) | (1,640,000.71) | (1,642,398.51) | (1,639,139.59) |
|---------------------|-----------------------|-----------------------|-----------------------|-----------------------|-----------------------|-----------------------|-----------------------|-----------------------|-----------------------|

| | | | | | | | | | | | | |
|-----------------------|-----|------|---|---------------------|---------------------|---------------------|---------------------|---------------------|---------------------|---------------------|---------------------|---------------------|
| 221002 | 001 | 6000 | LTD:SRF CATAMOUNT ROAD | (121,396.69) | (121,177.69) | (120,957.69) | (120,736.69) | (120,515.69) | (120,293.69) | (120,070.69) | (119,846.69) | (119,621.69) |
| 221052 | 001 | 6000 | LTD:FORGIVABLE DEBT - SRF CATAMOUNT RO/ | (38,737.54) | (38,618.35) | (38,499.16) | (38,379.97) | (38,260.78) | (38,141.59) | (38,022.40) | (37,903.21) | (37,784.02) |
| Long Term Debt | | | | (160,134.23) | (159,796.04) | (159,456.85) | (159,116.66) | (158,776.47) | (158,435.28) | (158,093.09) | (157,749.90) | (157,405.71) |

Current Liabilities

| | | | | | | | | | | | | |
|--------|-----|------|--|-----------------------|-----------------------|-----------------------|-----------------------|-----------------------|-----------------------|-----------------------|-----------------------|-----------------------|
| 221102 | 001 | 6000 | CURRENT PORTION LTD: CATAMOUNT RD | (2,565.00) | (2,575.00) | (2,585.00) | (2,595.00) | (2,604.00) | (2,613.00) | (2,623.00) | (2,633.00) | (2,643.00) |
| 221152 | 001 | 6000 | | (1,430.28) | (1,430.28) | (1,430.28) | (1,430.28) | (1,430.28) | (1,430.28) | (1,430.28) | (1,430.28) | (1,430.28) |
| | | | Current Portion of Long Term Debt | (3,995.28) | (4,005.28) | (4,015.28) | (4,025.28) | (4,034.28) | (4,043.28) | (4,053.28) | (4,063.28) | (4,073.28) |
| 231000 | 001 | 6000 | ACCOUNTS PAYABLE | (942.20) | (2,713.25) | (1,428.87) | (1,868.00) | (1,713.08) | (7,009.94) | (11,016.39) | (7,812.88) | (2,542.09) |
| 184100 | 001 | 6000 | CLEARING ACCOUNT | - | - | - | - | - | - | - | - | - |
| 236115 | 001 | 6000 | LOCAL PROPERTY TAXES PAYABLE | (1,409.00) | (2,818.00) | (4,227.00) | (15,262.67) | (30,525.34) | - | (1,604.33) | (3,208.66) | - |
| 236119 | 001 | 6000 | ACCRUED TAXES | - | - | - | - | - | - | - | - | - |
| 237110 | 001 | 6000 | ACCRUED INTEREST PAYABLE | - | (0.08) | - | - | - | - | - | - | - |
| 241300 | 001 | 6000 | MISC CURRENT ACCRUED LIABILITY | (269.16) | (970.49) | (300.16) | (205.16) | (205.16) | (271.80) | (463.16) | (659.99) | (594.85) |
| 241350 | 001 | 6000 | ACCRUED LIABILITY - RETAINAGE | - | - | - | - | - | - | - | - | - |
| | | | | (2,620.36) | (6,501.82) | (5,956.03) | (17,335.83) | (32,443.58) | (7,281.74) | (13,083.88) | (11,681.53) | (3,136.94) |
| 235250 | 001 | 6000 | HARDSHIP CASES: CREDITS | - | - | - | - | - | - | - | - | - |
| 233400 | 001 | 6000 | INTERCO PAY/REC: PAC/TSC | - | - | - | - | - | - | - | - | - |
| 233500 | 001 | 6000 | INTERCO PAY/REC: PAC/PWS | - | - | - | - | - | - | - | - | - |
| 233800 | 001 | 6000 | AP INTERCO PAY/REC:PEU/PAC | (1,830.29) | (1,830.29) | (1,830.29) | (2,044.24) | (2,272.49) | (4,200.74) | (7,900.74) | (8,128.99) | (9,728.99) |
| 233600 | 001 | 6000 | INTERCO PAY/REC: PAC/PWW | (31,232.07) | (63,118.11) | (90,875.04) | (121,956.61) | (152,666.36) | (183,698.74) | (215,865.75) | (258,164.50) | (164,211.97) |
| 233650 | 001 | 6000 | INTERCO LOAN PWW/PAC: RSF | (12,954.74) | (12,954.74) | (12,954.74) | (12,954.74) | (12,954.74) | (12,954.74) | (12,954.74) | (12,954.74) | (12,954.74) |
| 233700 | 001 | 6000 | INTERCO PAY/REC: PAC/PEU | (1.72) | (5.16) | (8.60) | 525.34 | 525.00 | 524.44 | 523.29 | 521.73 | 519.98 |
| 223202 | 001 | 6000 | INTERCO ADV-PCP PROM NOTE 5/18 | - | - | - | - | - | - | - | - | - |
| 223800 | 001 | 6000 | INTERCO LOAN PAC - INTERGRATED | - | - | - | - | - | - | - | - | - |
| 223205 | 001 | 6000 | NOTE PAYABLE - PCP 2018 1.1M LOAN | (1,120,403.91) | (1,118,262.60) | (1,116,115.58) | (1,113,962.83) | (1,111,804.34) | (1,109,640.09) | (1,107,470.07) | (1,105,294.27) | (1,103,112.66) |
| 223215 | 001 | 6000 | ST NOTE PAYABLE - PCP 2018 1.1M LOAN | (25,255.86) | (25,323.21) | (25,390.73) | (25,458.44) | (25,526.33) | (25,594.40) | (25,662.65) | (25,731.08) | (25,799.70) |
| 233300 | 001 | 6000 | INTERCO PAY/REC: PAC/PCP | 51,342.90 | (51,252.17) | 21,643.10 | 71,615.89 | 98,759.32 | 92,091.42 | 146,527.83 | 174,444.46 | 120,432.65 |
| | | | Total Current Liabilities | (1,146,951.33) | (1,283,253.38) | (1,235,503.19) | (1,225,596.74) | (1,242,417.80) | (1,254,797.87) | (1,239,939.99) | (1,251,052.20) | (1,202,065.65) |
| | | | Other Deferred Credits | | | | | | | | | |
| 282200 | 001 | 6000 | DEFERRED INCOME TAXES | (510,342.07) | (510,342.07) | (510,342.07) | (510,342.07) | (510,342.07) | (510,342.07) | (510,342.07) | (510,342.07) | (510,342.07) |
| 283100 | 001 | 6000 | ACCUM DEFERRED INC TAX - REG LIAB | (201,217.00) | (201,217.00) | (201,217.00) | (201,217.00) | (201,217.00) | (201,217.00) | (201,217.00) | (201,217.00) | (201,217.00) |
| | | | | (711,559.07) | (711,559.07) | (711,559.07) | (711,559.07) | (711,559.07) | (711,559.07) | (711,559.07) | (711,559.07) | (711,559.07) |
| 271200 | 001 | 6000 | CONTRIBUTIONS IN AID OF CONST | (750,286.50) | (750,286.50) | (750,286.50) | (750,286.50) | (750,286.50) | (750,286.50) | (750,286.50) | (750,286.50) | (750,286.50) |
| 271201 | 001 | 6000 | CIAC-WATER FILTRATION GRANT | (398,349.91) | (398,349.91) | (398,349.91) | (398,349.91) | (398,349.91) | (398,349.91) | (398,349.91) | (398,349.91) | (398,349.91) |
| | | | | (1,148,636.41) | (1,148,636.41) | (1,148,636.41) | (1,148,636.41) | (1,148,636.41) | (1,148,636.41) | (1,148,636.41) | (1,148,636.41) | (1,148,636.41) |
| | | | Reserve for Amort of CIAC: All | | | | | | | | | |
| 272101 | 001 | 6000 | RESERVE FOR AMORT OF CIAC:PAC | 499,707.99 | 501,623.38 | 503,538.83 | 505,454.22 | 507,369.59 | 509,285.06 | 511,200.52 | 513,115.91 | 515,031.37 |
| | | | | 499,707.99 | 501,623.38 | 503,538.83 | 505,454.22 | 507,369.59 | 509,285.06 | 511,200.52 | 513,115.91 | 515,031.37 |
| | | | Total Deferred Credits | (1,360,487.49) | (1,358,572.10) | (1,356,656.65) | (1,354,741.26) | (1,352,825.89) | (1,350,910.42) | (1,348,994.96) | (1,347,079.57) | (1,345,164.11) |
| | | | Total Equity & Liabilities | (4,430,929.50) | (4,430,130.87) | (4,387,720.62) | (4,371,960.94) | (4,393,609.17) | (4,403,276.85) | (4,387,028.75) | (4,398,280.18) | (4,343,775.06) |

| | 10 | 11 | 12 |
|--|---------------------|---------------------|---------------------|
| | Oct-20 | Nov-20 | Dec-20 |
| | 44,180.00 | 44,180.00 | 44,180.00 |
| | 16,153.19 | 16,153.19 | 16,153.19 |
| | 60,333.19 | 60,333.19 | 60,333.19 |
| | 71,250.05 | 71,250.05 | 71,250.05 |
| | 1,080.00 | 1,080.00 | 1,080.00 |
| | 935,239.12 | 935,239.12 | 935,239.12 |
| | 137,331.46 | 137,331.46 | 137,331.46 |
| | 38,270.60 | 38,270.60 | 38,270.60 |
| | 309,352.72 | 309,352.72 | 309,352.72 |
| | 1,492,523.95 | 1,492,523.95 | 1,492,523.95 |
| | 55,407.06 | 55,407.06 | 55,407.06 |
| | 1,651.09 | 1,651.09 | 1,651.09 |
| | 13,870.94 | 13,870.94 | 13,870.94 |
| | - | - | - |
| | 17,042.89 | 17,042.89 | 17,042.89 |
| | 41,963.48 | 41,963.48 | 41,963.48 |
| | 129,935.46 | 129,935.46 | 129,935.46 |
| | 5,000.00 | 5,000.00 | 5,000.00 |
| | 2,003.77 | 2,003.77 | 2,003.77 |
| | 124,788.30 | 124,788.30 | 124,788.30 |
| | 2,833.21 | 2,833.21 | 2,833.21 |
| | 642,373.35 | 642,373.35 | 642,373.35 |
| | 316,734.00 | 316,734.00 | 316,734.00 |
| | 216.00 | 216.00 | 216.00 |
| | 9,998.74 | 9,998.74 | 9,998.74 |
| | 54,829.76 | 69,021.53 | 69,021.53 |
| | 284.49 | 284.49 | 284.49 |
| | - | - | - |
| | 1,018,899.48 | 1,018,899.48 | 1,018,899.48 |
| | 176,678.50 | 176,678.50 | 176,678.50 |
| | 3,700.02 | 3,700.02 | 3,700.02 |
| | 117,207.78 | 117,207.78 | 117,207.78 |
| | 67,128.44 | 67,128.44 | 67,128.44 |
| | 84,859.43 | 84,859.43 | 84,664.17 |
| | 61,821.51 | 61,821.51 | 61,725.85 |
| | 90,328.27 | 90,328.27 | 90,328.27 |
| | 184.00 | 184.00 | 184.00 |
| | 14,550.00 | 14,550.00 | 14,550.00 |
| | 1,495.00 | 1,495.00 | 1,495.00 |
| | 2,795,914.05 | 2,810,105.82 | 2,809,814.90 |

| | | |
|---------------------|---------------------|---------------------|
| 9,687.95 | 9,687.95 | 9,687.95 |
| 31,159.42 | 31,159.42 | 31,159.42 |
| 30,662.09 | 30,662.09 | 30,662.09 |
| 24,555.64 | 24,555.64 | 24,555.64 |
| 19,744.54 | 19,744.54 | 19,744.54 |
| 115,809.64 | 115,809.64 | 115,809.64 |
| 75,550.65 | 75,550.65 | 75,550.65 |
| 75,550.65 | 75,550.65 | 75,550.65 |
| 4,670,066.94 | 4,684,258.71 | 4,683,967.79 |
| (2,087,363.54) | (2,095,714.85) | (2,103,730.35) |
| 242,749.55 | 244,326.41 | 244,326.41 |
| 195,307.75 | 195,307.75 | 195,549.81 |
| 1,649,306.24 | 1,656,080.69 | 1,663,854.13 |
| 3,020,760.70 | 3,028,178.02 | 3,020,113.66 |
| 14,240.91 | 14,240.91 | - |
| 3,035,001.61 | 3,042,418.93 | 3,020,113.66 |
| - | - | - |
| - | - | - |
| 68,613.25 | 66,665.29 | 47,402.04 |
| 1,174.00 | 1,174.00 | - |
| (500.00) | (500.00) | (500.00) |
| 78,253.00 | 78,156.00 | 74,943.00 |
| - | - | - |
| - | - | - |
| - | - | - |
| - | - | - |
| 1,687.13 | 886.86 | 83.34 |
| - | - | - |
| 200.00 | 1,932.34 | 1,650.00 |
| - | 37,735.00 | 22,641.00 |
| 1,887.13 | 40,554.20 | 24,374.34 |

| | | |
|-----------------------|-----------------------|-----------------------|
| 149,427.38 | 186,049.49 | 146,219.38 |
| 1,156,826.01 | 1,153,878.04 | 1,150,930.08 |
| - | - | - |
| - | - | - |
| - | - | - |
| - | - | - |
| 2,588.04 | 2,330.72 | 2,073.40 |
| - | - | 3,228.10 |
| - | - | 10,681.31 |
| - | - | - |
| - | - | - |
| - | - | - |
| - | - | - |
| - | - | - |
| - | 6,226.83 | 14,822.10 |
| - | - | - |
| 3,668.50 | 3,668.50 | 3,668.50 |
| - | - | - |
| - | - | - |
| (3,668.50) | (3,668.50) | (3,668.50) |
| 1,159,414.05 | 1,162,435.59 | 1,181,734.99 |
| - | - | - |
| 20,581.85 | 20,519.52 | 20,457.19 |
| 1,179,995.90 | 1,182,955.11 | 1,202,192.18 |
| 4,364,424.89 | 4,411,423.53 | 4,368,525.22 |
| (100.00) | (100.00) | (100.00) |
| (1,766,565.84) | (1,766,565.84) | (1,766,565.84) |
| 131,389.10 | 131,389.10 | 131,389.10 |
| (10,062.06) | (9,469.83) | (19,246.56) |
| (1,645,338.80) | (1,644,746.57) | (1,654,523.30) |
| (119,396.69) | (119,179.69) | (118,943.69) |
| (37,664.83) | (37,545.64) | (37,426.45) |
| (157,061.52) | (156,725.33) | (156,370.14) |

| | | |
|-----------------------|-----------------------|-----------------------|
| (2,652.00) | (2,652.00) | (2,671.00) |
| (1,430.28) | (1,430.28) | (1,430.28) |
| (4,082.28) | (4,082.28) | (4,101.28) |
| (3,609.41) | (6,889.64) | (13,666.59) |
| - | - | - |
| (15,507.16) | (24,658.49) | - |
| - | - | - |
| - | - | - |
| (1,534.40) | (895.22) | (2,939.94) |
| - | - | - |
| (20,650.97) | (32,443.35) | (16,606.53) |
| - | - | - |
| - | - | - |
| - | - | - |
| (9,728.99) | (15,768.32) | - |
| (180,320.97) | (209,588.84) | - |
| (12,954.74) | (12,954.74) | (12,954.74) |
| 518.06 | 515.51 | - |
| - | - | - |
| - | - | - |
| (1,100,925.24) | (1,098,731.99) | (1,096,532.89) |
| (25,868.50) | (25,937.48) | (26,006.64) |
| 135,237.78 | 130,373.21 | (156,390.93) |
| (1,218,775.85) | (1,268,618.28) | (1,312,593.01) |
| (510,342.07) | (510,342.07) | (415,962.96) |
| (201,217.00) | (201,217.00) | (201,217.00) |
| (711,559.07) | (711,559.07) | (617,179.96) |
| (750,286.50) | (750,286.50) | (750,286.50) |
| (398,349.91) | (398,349.91) | (398,349.91) |
| (1,148,636.41) | (1,148,636.41) | (1,148,636.41) |
| 516,946.76 | 518,862.13 | 520,777.60 |
| 516,946.76 | 518,862.13 | 520,777.60 |
| (1,343,248.72) | (1,341,333.35) | (1,245,038.77) |
| (4,364,424.89) | (4,411,423.53) | (4,368,525.22) |

PWW

PEU

PAC

1 2 3

| <u>Water Sales</u> | | <u>Water Sales</u> | | <u>Water Sales</u> | | <u>Jan-19</u> | <u>Feb-19</u> | <u>Mar-19</u> |
|--------------------|---------------------------------|--------------------|---------------------------------|--------------------|--------------------------------|---------------------|---------------------|---------------------|
| 460100 | WATER SLS:BILLED CAP REC SURCG | 460100 | WATER SLS:BILLED CAP REC SURCG | 461000 | WATER SALES: BILLED REVENUE | (15,096.86) | (15,082.76) | (15,128.02) |
| 461000 | WATER SALES: BILLED REVENUE | 461000 | WATER SALES: BILLED REVENUE | 461000 | WATER SALES: BILLED REVENUE | (2,277,880.05) | (2,621,873.63) | (2,228,269.46) |
| 461001 | WATER SALES BILLED RECOUPMENT | 461001 | WATER SALES BILLED RECOUPMENT | 461001 | WATER SALES BILLED RECOUPMENT | (4,659.36) | (4,594.66) | (52,801.68) |
| 461100 | WATER SALES: UNBILLED REVENUE | 461100 | WATER SALES: UNBILLED REVENUE | 461100 | WATER SALES: UNBILLED REVENUE | (231,007.00) | 573,646.00 | (263,075.00) |
| 461200 | WATER SALES-UNBILLED RECOUPMNT | 461200 | WATER SALES-UNBILLED RECOUPMNT | 461200 | WATER SALES-UNBILLED RECOUPMNT | 4,659.36 | 4,594.66 | 52,801.68 |
| 461300 | WATER SLS:UNBIL CAP REC RECOUP | 461300 | WATER SLS:UNBIL CAP REC RECOUP | | | - | - | - |
| 461400 | WATER SLS:BILLED CAP REC RECOUP | 461400 | WATER SLS:BILLED CAP REC RECOUP | | | - | - | - |
| 471100 | QCPAC SURCHARGE | 471100 | QCPAC SURCHARGE REVENUE | | | (35,001.88) | (39,350.24) | (34,947.30) |
| 467000 | INTERCONNECT - PEU | | | | | - | (16,561.13) | - |
| 460200 | CBFRR REVENUES | 460200 | CBFRR REVENUES | 460200 | CBFRR REVENUES | (733,491.68) | (733,491.68) | (733,491.68) |
| 460998 | CBFRR REVENUES - CONTRA | 460998 | CBFRR REVENUES - CONTRA | 460998 | CBFRR REVENUES - CONTRA | 733,491.68 | 733,491.68 | 733,491.68 |
| 462000 | FIRE PROTECTION REVENUE | 462000 | FIRE PROTECTION REVENUE | 462000 | FIRE PROTECTION REVENUE | (509,299.51) | (509,065.72) | (508,954.21) |
| | | | | | | 3,068,285.30 | 2,628,287.48 | 3,050,373.99 |

466000 WATER SALES FOR RESALE

| <u>Other Operating Revenue</u> | | <u>Other Operating Revenue</u> | | <u>Other Operating Revenue</u> | | | | |
|--------------------------------|------------------------|--------------------------------|------------------------|--------------------------------|------------------------|------------------|------------------|------------------|
| 415200 | JOBGING REVENUE | | | | | (19,590.55) | (10,091.37) | (10,758.19) |
| 474001 | FINANCE CHARGES | | | | | - | - | - |
| 471300 | MISC OPERATING REVENUE | 471300 | MISC OPERATING REVENUE | 471300 | MISC OPERATING REVENUE | (7,727.68) | (7,340.00) | (7,148.00) |
| 416000 | JOBGING EXPENSE | | | | | 15,724.68 | 4,823.59 | 2,794.67 |
| 472600 | LEASE INCOME | | | | | (980.72) | (980.72) | (980.72) |
| 474000 | OTHER WATER REVENUE | | | | | (8,836.37) | (8,808.12) | (8,804.64) |
| | | | | | | 21,410.64 | 22,396.62 | 24,896.88 |

| Total Revenues | Total Revenues | Total Revenues | 3,089,695.94 | 2,650,684.10 | 3,075,270.87 |
|-----------------------|-----------------------|-----------------------|---------------------|---------------------|---------------------|
|-----------------------|-----------------------|-----------------------|---------------------|---------------------|---------------------|

| <u>Production Expenses</u> | | <u>Production Expenses</u> | | <u>Production Expenses</u> | | | | |
|----------------------------|--------------------------------|----------------------------|-----------------------------|----------------------------|------------------------------|-----------|------------|-----------|
| 601100 | OTHER PROD LABOR: CORE | 601100 | OTHER PRODUCTION LABOR | 601100 | OTHER PROD LABOR:TREAT PLANT | 9,460.15 | 9,016.54 | 7,418.30 |
| 601101 | OTHER PROD LABOR: COMM SYSTEMS | | | | | 1,324.05 | 873.75 | 290.35 |
| 601500 | OTHER PROD LABOR:SRCE/SUPPLY | | | | | 748.25 | 1,007.27 | 1,231.20 |
| 602000 | PURCH WATER: MILFORD-BARTLETT | | | | | 156.84 | 156.84 | 793.62 |
| 602100 | PURCH WATER: INTERCONNECT | 602100 | PURCH WATER: INTERCONNECT | | | - | 16,561.13 | 16,580.08 |
| 602200 | PURCH WATER: COHAS | 602200 | PURCH WATER: COHAS | | | 20,036.15 | 19,738.95 | 21,819.35 |
| 602205 | PURCH WATER: SMYTHE WOODS | 602205 | PURCH WATER: SMYTHE WOODS | | | 870.98 | 870.98 | 905.09 |
| 602300 | PURCHASED WATER: BIRCH HILL | 602300 | PURCHASED WATER: BIRCH HILL | | | 3,988.67 | (1,161.00) | 8,076.34 |
| 602400 | PURCHASED WATER: DREW WOODS | | | | | 12,076.23 | 12,076.23 | 13,003.58 |
| 602450 | PURCH WATER: BROOK PARK | 602450 | PURCH WATER: BROOK PARK | | | 3,241.38 | 1,758.35 | 1,758.35 |
| 602500 | PURCH WATER: GREATBROOK | | | | | 977.78 | 897.33 | 897.33 |

| | | | | | | |
|--------|--------------------------------|--------|--------------------------------|-----------|-----------|-----------|
| 602500 | PURCH WATER: SPRINGWOOD | 602500 | PURCH WATER: SPRINGWOOD | 1,330.06 | 1,350.86 | 1,390.99 |
| 602502 | PURCH WATER: LITTLE POND | | | 1,565.17 | 1,490.87 | 1,580.03 |
| 602550 | PURCH WATER: SOUHEGAN WOODS | | | 107.07 | 111.87 | 111.87 |
| 602600 | PURCH WATER: GREENFIELD | | | 4,783.38 | 4,783.38 | 4,783.38 |
| 602600 | PURCH WATER: HUDSON | 602600 | PURCH WATER: HUDSON | 19,094.56 | 15,827.70 | 15,827.70 |
| 602650 | PURCH WATER: SOUTH RD: LY | 602650 | PURCH WATER: SOUTH RD: LY | 151.41 | 151.41 | 694.53 |
| 602670 | PURCH WATER: DONALD STREET | | | 4,216.95 | 3,875.85 | 3,989.55 |
| 602675 | PURCH WATER:FEDERAL HL-MILFORD | | | 650.04 | 650.04 | 650.04 |
| 602680 | PURCHASED WTR: ASHLEY COMMONS | | | 399.85 | 371.52 | 371.52 |
| 602700 | PURCH WATER: PINE CREEK-LITCH | 602700 | PURCH WATER: PINE CREEK-LITCH | 453.64 | 305.04 | 352.59 |
| 602730 | PURCH WATER: WESCO | 602730 | PURCH WATER: WESCO | 9,098.26 | 4,155.82 | 4,155.82 |
| 602815 | PURCH WATER: GREENHILLS | 602815 | PURCH WATER: GREENHILLS | 5,455.25 | 3,895.16 | 5,056.95 |
| 602860 | PURCH WATER: SETTLERS LN(OKWD) | 602860 | PURCH WATER: SETTLERS LN(OKWD) | 4,977.11 | 4,977.11 | 4,485.56 |
| 602880 | PURCHASED WATER: MAPLE HILLS | 602880 | PURCHASED WATER: MAPLE HILLS | 4,933.14 | 4,933.14 | 5,430.87 |
| 602900 | PURCH WATER: FRANCOUER TRUCKS | 602900 | PURCH WATER: FRANCOUER TRUCKIN | - | - | - |
| 603100 | OTHER PROD MATERIAL & EXPENSE | | | - | 948.34 | (785.45) |
| 603101 | TRT PLANT: OFFICE SUPPLIES | | | 1,155.45 | 1,351.06 | 1,391.88 |
| 603500 | OTHER PROD MAT&EXP: SRC/SUPPLY | 603500 | OTHER PROD MAT&EXP: SRC/SUPPLY | - | - | - |
| 610200 | SUPERINTENDENCE - WTP | 610200 | SUPERINTENDENCE: WTP-PAC | 22,572.49 | 21,607.08 | 22,463.38 |
| 610200 | SALARIES - WTP | 610200 | SALARIES - WTP | - | - | - |
| 610201 | BENEFITS - WTP | 610201 | BENEFITS - WTP | - | - | - |
| 610300 | OFFICE SALARIES & WAGES: WTP | | | 35,501.01 | 31,796.87 | 33,709.32 |
| 623100 | POWER PURCHASED: TRT PLT ELEC | 623100 | POWER PURCHASED: TRT PLT ELEC | 37,591.73 | 32,676.43 | 38,499.49 |
| 623102 | POWER PURCHASED: BT ELECTRIC | | | 173.92 | 266.22 | 316.09 |
| 623103 | POWER PURCHASED: AVD ELECTRIC | | | 72.09 | 206.71 | 166.84 |
| 623110 | POWER PURCHASED: ATHERTON COMM | | | 203.86 | 223.02 | 116.12 |
| 623112 | POWER PURCHASED: RICHARDSON | | | 278.89 | (278.89) | - |
| 623113 | POWER PURCHASED: HI-LO | | | 227.70 | 753.46 | 471.92 |
| 623114 | POWER PURCHASED: TWIN RIDGE | | | 1,209.60 | 1,095.80 | 1,008.77 |
| 623115 | POWER PURCHASED: DREW | | | 2,499.86 | 2,440.22 | 2,446.32 |
| 623116 | POWER PURCHASED: GLENN RIDGE | | | 771.05 | 831.48 | 685.44 |
| 623117 | POWER PURCHASED: ASHLEY COMMON | | | - | - | - |
| 623118 | POWER PURCHASED: BEDFORD | | | 177.85 | 5.46 | - |
| 623119 | POWER PURCHASED: GREATBROOK | | | - | - | - |
| 623120 | POWER PURCHASED: MAPLE HAVEN | | | 932.63 | 858.04 | 812.86 |
| 623121 | POWER PURCHASED: GLENWDLANDS | | | 754.02 | 508.69 | 507.20 |
| 623122 | POWER PURCHASED: COUNTY RD-BDF | | | 1,163.41 | 1,479.85 | 558.48 |
| 623123 | POWER PURCHASED:BOWERS LANDING | | | 969.12 | 886.89 | 816.17 |
| 623124 | POWER PURCH: PILGRIM CR-NASHUA | | | 587.80 | 708.73 | 618.49 |
| 623200 | POWER PURCHASED: MERR RIVER | | | 1,821.14 | 2,056.12 | 1,770.63 |
| 623201 | COHAS PUMP STAT: LY - POWER | 623201 | COHAS PUMP STAT: LY - POWER | 1,873.70 | 2,066.85 | 1,969.12 |
| 623210 | POWER PURCHASED: SNOW STA GAS | | | 64.92 | 53.82 | 53.83 |
| 623211 | BOOSTER STAT: TIMB - ELECTRIC | | | 5,966.31 | 6,041.76 | 5,119.21 |
| 623211 | W&E PUMP STATION: WM - POWER | 623211 | W&E PUMP STATION: WM - POWER | 2,146.20 | 1,363.46 | 1,303.65 |
| 623212 | BOOSTER STAT: ARMORY-ELECTRIC | | | 949.72 | 1,049.37 | 985.55 |

| | | | | | | |
|--------|--------------------------------|--------|--------------------------------|----------|----------|----------|
| 623220 | STONE SLED BOOST: BOW - POWER | 623220 | STONE SLED BOOST: BOW - POWER | 207.07 | 707.25 | 205.53 |
| 623225 | STONE RDG BOOSTER:EXETER-POWER | 623225 | STONE RDG BOOSTER:EXETER-POWER | 871.33 | 806.82 | 319.83 |
| 623231 | CASTLE REACH PUMP ST:WM -POWER | 623231 | CASTLE REACH PUMP ST:WM -POWER | 464.12 | 1,301.38 | 794.08 |
| 623240 | POWER PURCHASED: FOUNDERS VIL | | | 588.66 | 775.06 | 464.82 |
| 623241 | FOREST HILLS PUMP ST: LY-POWER | 623241 | FOREST HILLS PUMP ST: LY-POWER | 192.67 | 232.70 | 215.43 |
| 623245 | DANIELS LAKE: POWER | 623245 | DANIELS LAKE: POWER | 700.89 | 786.26 | 680.97 |
| 623250 | POWER PURCHASED: LOCKE LAKE | 623250 | POWER PURCHASED: LOCKE LAKE | 4,013.41 | 3,658.04 | 3,767.97 |
| 623251 | POWER PURCHASED: BIRCH HILL | 623251 | POWER PURCHASED: BIRCH HILL | 437.25 | 475.35 | 468.55 |
| 623252 | BOOSTER STAT: BADGER HILL-ELEC | | | 2,069.44 | 2,381.46 | 1,942.67 |
| 623252 | POWER PURCHASED: MIDDLETON | 623252 | POWER PURCHASED: MIDDLETON | 718.43 | 698.81 | 706.04 |
| 623261 | LAMPLIGHTER PUMP ST: WM -POWER | 623261 | LAMPLIGHTER PUMP ST: WM -POWER | 926.49 | 829.86 | 883.63 |
| 623271 | THURSTON WOODS PUMP ST:LEE-PWR | 623271 | THURSTON WOODS PUMP ST:LEE-PWR | 663.44 | 608.65 | 541.85 |
| 623278 | BOOSTER STAT: BOWERS LAND:ELEC | | | - | - | - |
| 623281 | FLETCHERS CORNER ST: WM-POWER | 623281 | FLETCHERS CORNER ST: WM-POWER | 1,271.06 | 1,280.93 | 1,232.53 |
| 623290 | CHESTERBROOK PUMP STAT: POWER | 623290 | CHESTERBROOK PUMP STAT: POWER | - | - | - |
| 623301 | GOLDENBROOK PUMP ST: WM -POWER | 623301 | GOLDENBROOK PUMP ST: WM -POWER | 702.68 | 621.94 | 531.89 |
| 623321 | SHAKER HGHTS PUMP STAT: POWER | 623321 | SHAKER HGHTS PUMP STAT: POWER | 342.00 | 315.34 | 287.34 |
| 623350 | BOOSTER STAT: COBURN ELECTRIC | | | 915.15 | 923.54 | 976.21 |
| 623351 | BEAVER HOLLOW PUMP ST: SN-PWR | 623351 | BEAVER HOLLOW PUMP ST: SN-PWR | 587.44 | 313.69 | 409.07 |
| 623362 | BOOSTER STAT: CABOT PRES-ELEC | | | 723.88 | 708.73 | 303.11 |
| 623372 | BOOSTER STAT: VALLEFIELD-ELEC | | | 981.25 | 914.95 | 885.09 |
| 623376 | CLEARWATER EST: RAYMOND: POWER | 623376 | CLEARWATER EST: RAYMOND: POWER | 999.32 | 861.75 | 830.76 |
| 623401 | HARDWOOD PUMP ST: WM - POWER | 623401 | HARDWOOD PUMP ST: WM - POWER | 1,382.66 | 1,178.08 | 1,143.19 |
| 623403 | BOOSTER STAT: ENGLISH WDS-ELEC | | | 663.64 | 610.33 | 541.97 |
| 623421 | WHITE ROCK PUMP ST:BOW - POWER | 623421 | WHITE ROCK PUMP ST:BOW - POWER | 1,352.71 | 1,186.03 | 512.17 |
| 623428 | BOOSTER STAT:INDIAN RCK-ELECT | | | 266.61 | 732.36 | 429.76 |
| 623441 | ROLLING HILLS PUMP ST:PW -PWR | 623441 | ROLLING HILLS PUMP ST:PW -PWR | 41.41 | 65.38 | 48.58 |
| 623450 | BOOSTER STAT: PWDR HILL-ELEC | | | 1,595.44 | 1,417.12 | 1,292.92 |
| 623471 | GILCREAST BOOSTER STAT:LY-PWR | 623471 | GILCREAST BOOSTER STAT:LY-PWR | 48.22 | 48.91 | 48.59 |
| 623478 | BOOSTER STAT:FEDERAL HILL-ELEC | | | 847.30 | 990.47 | 790.31 |
| 623500 | BOOSTER STAT: PINE HILL-ELECT | | | 1,083.53 | 1,092.95 | 1,001.07 |
| 623501 | SPRINGWOOD HLS PUMP ST:WM -PWR | 623501 | SPRINGWOOD HLS PUMP ST:WM -PWR | 581.27 | 531.92 | 432.74 |
| 623550 | BOOSTER STAT: AUTUMN WDS-ELEC | | | 1,360.16 | 1,348.54 | 1,443.02 |
| 623551 | DARRAH BOOSTER STAT: LY- POWER | 623551 | DARRAH BOOSTER STAT: LY- POWER | 576.84 | 1,544.07 | 978.26 |
| 623621 | COLONIAL DR BOOSTER ST:LF-PWR | 623621 | COLONIAL DR BOOSTER ST:LF-PWR | 293.40 | 346.36 | 300.34 |
| 623651 | SOUTH RD BOOSTER STAT: LY -PWR | 623651 | SOUTH RD BOOSTER STAT: LY -PWR | 338.40 | 361.83 | 338.39 |
| 623653 | BOOSTER STAT:SOUHEGAN WDS-ELEC | | | 768.72 | 810.78 | 705.14 |
| 623671 | MEADOWVIEW PUMP STAT: PM - PWR | 623671 | MEADOWVIEW PUMP STAT: PM - PWR | 1,032.88 | 1,045.45 | 1,138.65 |
| 623672 | BOOSTER STAT: DONALD ST-ELEC | | | 1,390.81 | 1,280.35 | 1,180.55 |
| 623701 | NESENKEAG PUMP STAT: LY -POWER | 623701 | NESENKEAG PUMP STAT: LY -POWER | - | - | - |
| 623702 | BOOSTER STAT: ORCHARD-ELECTRIC | | | 951.67 | 1,071.06 | 974.26 |
| 623731 | WESCO BOOSTER STAT: HT - POWER | 623731 | WESCO BOOSTER STAT: HT - POWER | 714.49 | 811.06 | 704.41 |
| 623751 | BOOSTER STAT: SKY MEADOW-ELEC | | | 1,515.06 | 1,573.14 | 1,368.50 |
| 623751 | ATKINSON PUMP STAT: AN - POWER | 623751 | ATKINSON PUMP STAT: AN - POWER | 180.13 | 182.32 | 167.10 |
| 623772 | BOOSTER STAT: GREAT BAY - ELEC | | | 761.02 | 775.65 | 322.87 |

| | | | | | | | |
|--------|--------------------------------|--------|--------------------------------|--------------------------------|-----------|-----------|------------|
| 623801 | W&E BOOSTER STATION: WM -POWER | 623801 | W&E BOOSTER STATION: WM -POWER | | 508.61 | 1,131.47 | 776.89 |
| 623805 | SPRUCE POND PUMP STA: WM - PWR | 623805 | SPRUCE POND PUMP STA: WM - PWR | | 1,353.94 | 1,236.98 | 738.27 |
| 623810 | BOOSTER STAT: DUNSTABLE-ELEC | | | | 2,166.07 | 1,734.95 | 1,837.15 |
| 623811 | LIBERTY TREE PUMP ST: RD-POWER | 623811 | LIBERTY TREE PUMP ST: RD-POWER | | 1,022.20 | 971.80 | 1,030.83 |
| 623816 | GREEN HILLS PUMP ST: RD -POWER | 623816 | GREEN HILLS PUMP ST: RD -POWER | | - | - | - |
| 623841 | MINISTERIAL HEIGHTS PS:LY -PWR | 623841 | MINISTERIAL HEIGHTS PS:LY -PWR | | 652.38 | 607.92 | 528.42 |
| 623851 | BOOSTER STAT: KESSLER-ELECTRIC | | | | 398.15 | 419.61 | 152.76 |
| 623851 | PINE HAVEN PUMP ST: LY - POWER | 623851 | PINE HAVEN PUMP ST: LY - POWER | | 170.71 | 157.38 | 153.73 |
| 623861 | BOOSTER STAT: SHAKESPEAR -ELEC | | | | 691.97 | 745.63 | 682.37 |
| 623882 | HARVEST VIL PUMP ST: LY -POWER | 623882 | HARVEST VIL PUMP ST: LY -POWER | | 405.83 | 515.59 | 408.52 |
| 623892 | BOOSTER STAT: SWEET HILL-ELECT | | | | 513.89 | 408.34 | 405.16 |
| 623961 | WILLIAMSBURG PUMP ST: PM-POWER | 623961 | WILLIAMSBURG PUMP ST: PM-POWER | | 1,586.03 | 2,208.68 | 2,141.01 |
| 623962 | BOOSTER STAT: MILFORD ELECTRIC | | | | 1,507.64 | 1,160.17 | 1,158.45 |
| 623971 | BOOSTER STAT: SOUHEGAN - ELEC | | | | 861.84 | 819.32 | 773.51 |
| 623971 | AVERY PUMP ST: LY - POWER | 623971 | AVERY PUMP ST: LY - POWER | | - | - | - |
| 623975 | BOOSTER STAT: PILGRIM HL-ELECT | | | | 102.72 | 294.61 | 184.79 |
| 623976 | BOOSTER STAT:TARA HEIGHTS | | | | 1,082.78 | 1,242.11 | 894.50 |
| 623981 | MAPLE HILLS PUMP ST: DY -POWER | 623981 | MAPLE HILLS PUMP ST: DY -POWER | | 527.67 | 470.95 | 285.66 |
| 623990 | BOOSTER STAT: E STREET ELECT | | | | 547.93 | 460.72 | 458.96 |
| 623991 | WINNISQUAM VILLAGE: POWER | 623991 | WINNISQUAM VILLAGE: POWER | | 435.00 | 304.75 | 325.52 |
| 623993 | GAGE HILL PUMP ST: PM - POWER | 623993 | GAGE HILL PUMP ST: PM - POWER | | 448.45 | 566.55 | 413.08 |
| 623994 | NORTHERN SHORES-TILTON: POWER | 623994 | NORTHERN SHORES-TILTON: POWER | | 431.25 | 429.99 | 411.54 |
| 623996 | EAST DERRY PUMP ST: DY - POWER | 623996 | EAST DERRY PUMP ST: DY - POWER | | 400.06 | 368.04 | 401.48 |
| 623997 | SKYVIEW ESTATES-PELHAM POWER | 623997 | SKYVIEW ESTATES-PELHAM POWER | | 1,000.41 | 851.92 | 907.49 |
| 623998 | MACGREGOR CUT - POWER | 623998 | MACGREGOR CUT - POWER | | - | - | - |
| 623999 | POWER PURCHASED: CONSULTING | | | | 434.33 | 434.33 | 434.33 |
| 623999 | OPER LABOR: TREATMENT PLANT | 623999 | OPER LABOR: TREATMENT PLANT | | - | - | - |
| 624100 | OPER LABOR: TREATMENT PLANT | | 624100 | OPER LABOR: TREATMENT PLANT | 29,967.89 | 26,292.25 | 31,663.18 |
| 624100 | OPER EXP T PLANT: MAT & EXP | 624100 | OPER EXP T PLANT: MAT & EXP | | - | - | - |
| 626100 | OPER EXP T PLANT: MAT & EXP | | 626100 | OPER EXP T PLANT: MAT & EXP | 1,709.40 | 229.16 | 2,407.79 |
| 626100 | OP EXP-SCADA&ALARM MSTR DIALER | 626100 | OP EXP-SCADA&ALARM MSTR DIALER | | 297.02 | 319.35 | 333.03 |
| 626110 | OPER EXP T PLANT: GAS/OIL | | 626110 | OPER EXP T PLANT: GAS/OIL | 8,797.52 | 9,699.12 | 6,518.43 |
| 626120 | OPER EXP T PLANT: PHONE | | 626120 | OPER EXP T PLANT: PHONE | 2,367.83 | 2,426.01 | 2,404.44 |
| 626120 | MAINT OF STRUCT:BOOSTER STAT | 626120 | MAINT OF STRUCT:BOOSTER STAT | | 1,091.44 | 1,161.44 | 1,216.01 |
| 626122 | OPER EXP T PLANT: HOUSEKEEPING | | | | 356.98 | 21.74 | 238.67 |
| 626130 | OPER EXP WTP: SMALL TOOLS | | | | 383.14 | 355.42 | 696.22 |
| 626200 | OPER EXP SNOW STA: MAT & EXP | | | | - | - | - |
| 626300 | OPER EXP MERR RIVER: MAT & EXP | | | | - | - | - |
| 631100 | MAINT STRUCT:T PLANT/D&M/SNOW | | | | 4,780.21 | 5,280.10 | 2,202.71 |
| 631100 | MAINT STRUCT: SOURCE/SUPPLY | 631100 | MAINT STRUCT: SOURCE/SUPPLY | | 239.14 | 366.68 | 1,249.14 |
| 631100 | MAINT STRUCT: TREATMENT PLANT | | 631100 | MAINT STRUCT: TREATMENT PLANT | 158.05 | 1,204.45 | (1,140.27) |
| 631101 | MAINT STRUCT:COMM SYS/BOOSTERS | | | | - | - | 325.59 |
| 631102 | MAINT OF STRUCT: CORE BOOSTERS | | | | - | 4,662.19 | 217.50 |
| 631200 | MAINT STRUCT: SNOW STATION | | | | - | - | - |
| 631500 | MAINT STRUCT: SRCE/SUPPLY | | 631500 | MAINT STRUCT: SOURCE OF SUPPLY | 4,032.62 | 6,895.71 | 2,207.12 |

| | | | | | | | | |
|--------|--------------------------------|--------|--------------------------------|--------|-------------------------------|-----------|-----------|-----------|
| 631500 | MAINT PUMP EQUIP: LABOR | 631500 | MAINT PUMP EQUIP: LABOR | | | - | - | - |
| 633100 | MAINT PUMP EQUIP:TREATMENT PLT | 633100 | MAINT PUMP EQUIP: MAT & EXP | 633100 | MAINT PUMP EQU: HIGH LIFT ELC | 562.50 | 200.00 | 5,017.91 |
| 633105 | MAIN OF STRUCT:BOOSTER STATION | 633105 | MAIN OF STRUCT:BOOSTER STATION | | | - | 690.65 | 7,025.00 |
| 633106 | MAINT PUMP EQUIP: CORE SYSTEMS | | | | | 187.61 | 75.00 | 550.76 |
| 633110 | MAINT OF PUMP EQUIP: COMM SYS | | | | | - | 895.00 | 2,439.95 |
| 633140 | MAINT CORE BOOSTER STAT: PHONE | 633140 | MAINT BOOST ST: PHONE | | | 124.13 | 124.13 | 124.13 |
| 633150 | MAINT COMM BOOSTER STAT:PHONE | | | | | (30.71) | - | - |
| 633150 | MAINT BOOST ST:GAS/OIL/PROPANE | 633150 | MAINT BOOST ST:GAS/OIL/PROPANE | | | 71.83 | 71.83 | 71.83 |
| 633155 | MAIN COM BOOST ST:GAS/OIL/PROP | | | | | - | 568.05 | - |
| 633155 | BOOSTER STATION GENERAL MAINT | 633155 | BOOSTER STATION GENERAL MAINT | | | 1,008.65 | 3,283.18 | 6,517.78 |
| 633160 | MAINT CORE BOOST:GAS/OIL/PROP | | | | | 373.36 | 602.18 | 1,079.30 |
| 652300 | PWW-DUTY PAY (WTP) | | | | | 1,682.00 | 1,684.00 | 1,934.00 |
| 633198 | BOOST STAT GEN MAINT: COM SYS | | | | | 10,481.29 | 9,898.02 | 14,389.89 |
| 633199 | BOOSTER STATION GENERAL MAINT | | | 633199 | BOOSTER STATION GENERAL MAINT | 6,517.16 | 3,249.71 | 7,065.22 |
| 633199 | W&E PUMP STA: WM | 633199 | W&E PUMP STA: WM | | | 63,513.82 | 48,037.03 | 47,482.67 |
| 633210 | W&E PUMP STA: WM - CHEMICALS | 633210 | W&E PUMP STA: WM - CHEMICALS | | | 3,183.84 | 1,796.32 | 2,281.05 |
| 633212 | W&E PUMP STA: WM - PROPANE | 633212 | W&E PUMP STA: WM - PROPANE | | | - | - | - |
| 633214 | HARDWOOD PUMP STA: WM | 633214 | HARDWOOD PUMP STA: WM | | | - | - | - |
| 633400 | HARVEST VLGE PUMP STA: LY | 633400 | HARVEST VLGE PUMP STA: LY | | | - | - | 450.00 |
| 633881 | AVERY PUMP STA: LY - TELEPHONE | 633881 | AVERY PUMP STA: LY - TELEPHONE | | | - | - | - |
| 633973 | CHLORINE: | 633973 | CHLORINE: | | | - | - | - |
| 641110 | CHLORINE: TREATMENT PLANT | | | 641110 | CHLORINE: TREATMENT PLANT | 3,250.47 | 2,470.01 | 3,270.47 |
| 641110 | FERRIC CHLORIDE | 641110 | FERRIC CHLORIDE | | | 540.96 | 66.13 | 48.96 |
| 641111 | CHLORINE: COMMUNITY SYSTEMS | | | | | 33.33 | 19.45 | 16.32 |
| 641120 | FERRIC CHLORIDE | | | | | 20,382.13 | 19,633.57 | 23,429.69 |
| 641120 | CORROSION INHIBITOR | 641120 | CORROSION INHIBITOR | | | - | - | - |
| 641120 | ALUM. SULFATE/FERRIC CHLORIDE | | | 641120 | ALUM. SULFATE/FERRIC CHLORIDE | - | - | - |
| 641130 | AMMONIUM SULFATE-COMM SYSTEMS | | | | | - | - | - |
| 641140 | POLYMERS | | | 641140 | POLYMERS | 776.11 | 862.35 | 948.58 |
| 641150 | CARBON DIOXIDE: GAS - CORE | | | | | - | - | - |
| 641160 | CORROSION INHIBITOR | | | 641160 | CORROSION INHIBITOR | 3,139.43 | 3,076.64 | 2,734.79 |
| 641160 | MISC TREATMENT CHEMICALS | 641160 | MISC TREATMENT CHEMICALS | | | 34.88 | - | 34.88 |
| 641161 | ZINC ORTHOPHOSPHATE-COMM SYS | | | | | - | - | - |
| 641165 | CHEMICALS: BON TERRAIN | | | | | - | - | - |
| 641170 | MISC TREATMENT CHEMICALS | | | | | - | - | - |
| 641170 | CARBON DIOXIDE | 641170 | CARBON DIOXIDE | | | - | - | - |
| 641180 | ARSENIC MEDIA REPLACEMENT | 641180 | ARSENIC MEDIA REPLACEMENT | | | - | - | - |
| 641190 | TKPP DRY | | | | | 1,591.82 | 1,061.21 | 1,523.20 |
| 641190 | LABORATORY EXPENSE | 641190 | LABORATORY EXPENSE | | | - | - | 8,100.00 |
| 641191 | ARSENIC MEDIA REPLACEMENT | | | | | - | - | - |
| 641201 | POLYPHOSPHATE: CORE | 641201 | POLYPHOSPHATE | | | 37.26 | 37.26 | 18.63 |
| 641203 | POTASSIUM PERMAGATE | 641203 | POT PERM | | | - | 137.17 | - |
| 641205 | SODIUM HYDROXIDE | 641205 | SODIUM HYDROXIDE | | | 24,647.54 | 23,208.10 | 25,869.31 |
| 641206 | SALT | 641206 | SALT | | | 1,668.30 | 3,574.00 | 1,483.80 |
| 641210 | SODIUM HEXAMETAPHOSPHATE | 641210 | SODIUM HEXAMETAPHOSPHATE | | | - | - | - |

| | | | | | | | | |
|--------|---|--------|---|--------|---|-------------------|-------------------|-------------------|
| 641212 | POT ASH | 641212 | POT ASH | | | - | - | - |
| 641213 | SODA ASH | 641213 | SODA ASH | 641213 | SODA ASH | - | 891.00 | - |
| 641214 | W&E CHEMICALS | 641214 | W&E CHEMICALS | | | - | - | - |
| 641220 | POLYPHOSPHATE-COMM SYSTEMS | | | | | 409.90 | 223.59 | 130.42 |
| 641221 | POTASSIUM PERMAGATE-COMM SYS | | | | | - | - | - |
| 641222 | SODIUM HYDROXIDE-COMM SYSTEMS | | | | | 23.65 | 5.91 | 63.86 |
| 641223 | SALT - COMMUNITY SYSTEMS | | | | | 467.37 | 585.64 | 1,161.73 |
| 641225 | POT ASH - COMMUNITY SYSTEMS | | | | | - | - | 206.13 |
| 642100 | PURIFICATION LABOR | | | | | 19,885.34 | 18,057.18 | 19,063.90 |
| 642160 | MAINT PURIF EUIP: CAUSTIC | | | | | - | - | - |
| 642200 | LABORATORY EXPENSE | 642200 | LABORATORY EXPENSE | 642200 | LABORATORY EXPENSE | 9,318.57 | 4,620.45 | 16,268.63 |
| 642201 | LABORTORY EXP-COMMUNITY SYSTEM | | | | | 97.54 | 396.33 | 418.76 |
| 642205 | LAB EXPENSE:OUTSIDE TEST-CORE | 642205 | LAB EXPENSE: OUTSIDE TESTING | 642205 | LAB EXPENSE: OUTSIDE TESTING | 4,879.30 | 5,663.90 | 5,151.10 |
| 642210 | LAB EXP: OUTSIDE TEST-COMM SYS | | | | | 3,635.20 | 1,785.40 | 1,161.60 |
| 643000 | WTP - NON-UNION VEHICLES | | | | | 309.39 | (1.50) | 627.51 |
| 643001 | WTP - UNION TRUCKS | | | | | 2,804.14 | 2,686.02 | 2,055.72 |
| 643002 | WTP - FUEL PURCHASED | | | | | 7,106.90 | 7,366.91 | 7,226.81 |
| 643004 | TRANSPORTATION EXP:CREDITS WTP | | | | | (27,365.25) | (23,028.50) | (25,833.50) |
| 643005 | WTP-VEH REGISTRATION:NON-UNION | | | | | - | - | - |
| 643006 | WTP-VEH REGISTRATION: UNION | | | | | - | - | - |
| 643007 | WTP-VEH REGISTRAT: TRAILERS | | | | | - | - | - |
| 643008 | WTP: TRAILERS | | | | | - | - | - |
| 652100 | MAINT PURIF EQU: TREAT PLANT | | | | | - | - | - |
| 652200 | MAINT PROC EQU: TRT PLANT | | | 652200 | MAINT PROC EQU: TRT PLANT | 5,902.85 | 5,294.65 | 6,005.33 |
| 652201 | MAINT PROC EQ: TP SLUDGE REMOV | 652201 | MAINT PROC EQ:TP SLUDGE REMOVE | | | 24,746.47 | 22,625.88 | 25,652.22 |
| 652220 | MAINT OF PROC EQ: SCADA & OTHR | 652220 | MAINT PROC EQUIP:SCADA & OTHER | 652220 | MAINT PROC EQUIP: SCADA & OTHR | 1,570.44 | 1,779.54 | 1,376.93 |
| 652221 | MAINT PROC EQUIP:SCADA-COM SYS | | | | | 839.57 | 2,136.65 | 979.44 |
| 926610 | TRAINING EDUCATIONAL SEMINARS | | | | | 249.72 | 1,002.10 | 3,761.98 |
| 926700 | VAC,HOL, BOOT ALLOW-TRT PLT | | | | | 19,681.17 | 19,994.77 | 10,872.82 |
| | | | | | | 555,654.27 | 531,741.99 | 575,273.95 |
| | Transmission & Distribution Expenses | | Transmission & Distribution Expenses | | Transmission & Distribution Expenses | | | |
| 660000 | SUPERINTENDENCE: OPERATIONS | 660000 | SUPERINTENDENCE: OPERATIONS | 660000 | SUPERINTENDENCE: OPS-PAC | 28,994.45 | 26,991.95 | 29,545.82 |
| 660001 | BENEFITS: OPERATIONS MANAGER | 660001 | BENEFITS: OPERATIONS MANAGER | 660001 | BENEFITS: OPS-PAC | - | - | - |
| 660300 | OFFICE SALARIES & WAGES: OPS | | | | | 10,486.12 | 8,961.70 | 8,988.20 |
| 662003 | MISC GEN EXPENSE/OPERATIONS | 662003 | MISC GENERAL EXP: OPERATIONS | 662003 | MISC GEN EXPENSE/OPERATIONS | 10,475.28 | 3,427.25 | 4,355.74 |
| 662004 | MISC T&D MATERIALS & SUPPLIES | 662004 | MISC: T&D MATERIAL & SUPPLY | 662004 | MISC T&D MATERIALS & SUPPLIES | 621.01 | 1,683.08 | 2,412.71 |
| 662005 | MISC GEN EXP: OPS DOT PHYSICAL | | | | | 2,689.40 | 2,124.04 | 187.56 |
| 662006 | TRAINING UNION | | | | | 3,182.96 | 3,737.30 | 9,236.51 |
| 662100 | DUTY PAY | | | | | - | - | - |
| 663100 | METER OPERATING LABOR & EXP | 663100 | METER OPERATING LABOR & EXP | 663100 | METER OPERATING LABOR & EXP | 40,821.80 | 36,144.16 | 33,834.15 |
| 663101 | MOLE: METER REMOVAL | 663101 | MOLE: METER REMOVAL | 663101 | MOLE: METER REMOVAL | 223.06 | 207.19 | 618.69 |
| 663102 | MOLE: DPAC | | | | | - | - | - |
| 663200 | METER OPER LABOR & EXP-COM SYS | | | | | - | - | - |
| 663201 | MOLE:METER REMOVAL-COMM SYSTEM | | | | | - | - | - |
| 664200 | OTHER EXPENSE ON CUST PREMISIS | 664200 | OTHER EXPENSE ON CUST PREMISIS | 664200 | OTHER EXPENSE ON CUST PREMISIS | 1,138.78 | 177.78 | 2,921.53 |

| | | | | | | | | |
|--------|---------------------------------------|--------|---------------------------------------|--------|------------------------------|-------------|-------------|-------------|
| 664201 | OTHER EXP ON CUST PREM-COM SYS | | | | | - | - | - |
| 665000 | STORES EXPENSE | | | | | 5,092.30 | 3,993.28 | 4,576.43 |
| 665087 | TRANS/EXP CONST/MAINT VEH #87 | | | | | - | - | - |
| 665100 | SMALL TOOLS EXPENSE | 665100 | SMALL TOOL EXPENSE: NC | 665100 | SMALL TOOLS EXPENSE | 1,126.14 | 334.47 | 2,618.37 |
| 665101 | OPS - UNION TRUCKS | | | | | 4,711.74 | 3,519.34 | 10,378.13 |
| 665102 | OPS - NON-UNION VEHICLES | | | | | 319.61 | - | - |
| 665103 | OPS - BOOM TRUCK | | | | | - | - | - |
| 665104 | OPS - BACKHOES | | | | | 1,340.63 | 2,289.19 | 561.99 |
| 665105 | OPS - DUMP TRUCKS | | | | | 1,815.24 | 275.41 | 438.91 |
| 665106 | NORTH COUNTRY - UNION TRUCKS | | | | | 889.26 | 283.58 | 1,171.18 |
| 665107 | NORTH COUNTRY - NON-UNION VEH | | | | | 115.43 | 3,462.62 | 1,663.93 |
| 665108 | OPS - TRAILERS | | | | | 1,891.09 | - | 701.76 |
| 665110 | OPS-VEH REGISTRAT:NON-UNION VE | | | | | - | - | - |
| 665111 | OPS-VEH REGISTRAT:UNION TRUCKS | | | | | 1,855.40 | - | - |
| 665112 | OPS-VEH REGISTRAT: BOOM TRUCK | | | | | - | - | - |
| 665113 | OPS-VEH REGISTRAT: BACKHOES | | | | | - | - | - |
| 665114 | OPS-VEH REGISTRAT: DUMP TRUCKS | | | | | - | - | - |
| 665115 | OPS-VEH REGISTRAT:NC-NON-UNION | | | | | - | - | - |
| 665116 | OPS-VEH REGISTRAT: NC-UNION | | | | | - | - | - |
| 665117 | OPS-VEH REGISTRAT: TRAILERS | | | | | - | - | - |
| 665118 | OPS-VEH REGISTRATION:COMPRESS | | | | | - | - | - |
| 665119 | OPS: REGISTRATION-NC TRAILERS | | | | | - | - | - |
| 665200 | TRANS/EXP PAC MAINT VEH #200 | | | | | - | - | - |
| 665201 | TRANS/EXP PAC VEHICILE #201 | | | | | - | - | - |
| 665250 | TRANS/EXP: MISCELLANEOUS | 665250 | TRANS/EXP: MISCELLANEOUS | 665250 | TRANS/EXP: MISCELLANEOUS | 3,802.40 | 9,383.95 | 8,402.15 |
| 665400 | FUEL PURCHASED: GAS/DIESEL | 665400 | GASOLINE | 665400 | GASOLINE | 9,482.07 | 9,623.74 | 9,182.65 |
| 665410 | MOTOR OIL | | | | | 2,170.91 | - | - |
| 665480 | VACTOR MACHINE | | | | | - | - | - |
| 665500 | COMPRESSOR EXPENSE | | | | | - | 356.59 | - |
| 665700 | TRANS/EXP: CREDITS | | | | | - | - | - |
| 665701 | TRANS/EXP TRUCK (CREDIT) | | | | | (38,244.75) | (35,851.50) | (34,145.75) |
| 665702 | TRANS/EXP BACKHOE (CREDIT) | | | | | (4,788.00) | (4,778.50) | (2,541.25) |
| 665703 | TRANS/EXP COMPRESSOR (CREDIT) | | | | | (285.00) | - | - |
| 665999 | INVENTORY ADJUSTMENT | | | | | (184.10) | (2,397.55) | - |
| 662007 | EMPLOYEE RELATIONS | | | | | 830.56 | 984.83 | 1,640.09 |
| 673001 | MAINT MAINS: REPAIRS | 673001 | MAINT MAINS: REPAIRS | 673001 | MAINT MAINS: REPAIRS | 46,044.97 | 21,764.96 | 19,271.64 |
| 673002 | MAINT MAINS: GATE PROGRAM | 673002 | MAINT MAINS: GATE PROGRAM | 673002 | MAINT MAINS: GATE PROGRAM | 5,493.31 | 7,458.85 | 12,535.56 |
| 673003 | MAINT MAINS: FLUSHING LN | 673003 | MAINT MAINS: FLUSHING | 673003 | MAINT MAINS: FLUSHING LN | 1,303.68 | 2,843.12 | 1,563.66 |
| 673004 | MAINT GATES: INSPECTION | 673004 | MAINT GATES: INSPECTION | 673004 | MAINT GATES: INSPECTION: PAC | 14,843.24 | 13,697.85 | 13,013.42 |
| 673005 | MAINT MAINS: WESCO MASTER METER VAULT | 673005 | MAINT MAINS: WESCO MASTER METER VAULT | | | 14.89 | 14.89 | 14.89 |
| 673010 | MAINT MAINS:REPAIRS-COMM SYS | | | | | - | - | - |
| 673012 | MAINT MAINS:GATE PROG-COMM SYS | | | | | - | - | - |
| 673013 | MAINT MAINS:FLUSHING-COMM SYS | | | | | - | - | - |
| 673111 | UNION LABOR: CLEARING | | | | | (6,911.02) | 143.37 | (504.66) |
| 673140 | MAINT GATES-INSPECTIONS-COMSYS | | | | | - | - | - |

| | | | | | | | | |
|--------|--|--------|--|--------|--|-------------------|-------------------|-------------------|
| 673222 | CONTRACTOR: CLEARING | | | | | 5,048.43 | (384.16) | (611.88) |
| 673900 | MAINT OF MAINS: W HOLLIS PRV | | | | | 14.89 | 14.89 | 14.89 |
| 675000 | MAINTENANCE: SERVICES | 675000 | MAINTENANCE: SERVICES | 675000 | MAINTENANCE: SERVICES | 49,577.04 | 42,855.26 | 21,085.57 |
| 675001 | MAINT: SERVICES - COMM SYSTEMS | | | | | - | - | - |
| 676000 | MAINTENANCE: METERS | 676000 | MAINTENANCE: METERS | 676000 | MAINTENANCE: METERS | 2,995.67 | 1,491.33 | 2,371.81 |
| 676001 | MAINT: METERS - COMM SYSTEMS | | | | | - | - | - |
| 677000 | MAINTENANCE: HYDRANTS | 677000 | MAINTENANCE: HYDRANTS | | | 10,394.57 | 9,280.42 | 12,807.25 |
| 677001 | MAINTENANCE: HYDRANTS-REPAIRS | 677001 | MAINTENANCE: HYDRANTS-REPAIRS | 677001 | MAINTENANCE: HYDRANTS-REPAIRS | 6,757.50 | 4,342.60 | 7,403.20 |
| 677002 | MAINTENANCE: HYDRANTS-PAINTING | 677002 | MAINTENANCE: HYDRANTS-PAINTING | 677002 | MAINTENANCE: HYDRANTS-PAINTING | - | - | - |
| 677003 | MAINTENANCE: HYDRANTS-INSPECTN | 677003 | MAINTENANCE: HYDRANTS-INSPECTN | 677003 | MAINTENANCE: HYDRANTS-INSPECTN | 9,721.37 | 126.74 | 17,159.61 |
| 677011 | MAINT: HYDRANTS-COMM SYSTEMS | | | | | - | - | - |
| 677012 | MAINT HYDRANTS:PAINT-COMM SYS | | | | | - | - | - |
| 662100 | PWW-DUTY PAY (WTP) | | | | | 4,064.00 | 3,970.00 | 4,752.31 |
| 677013 | MAINT HYDRANTS:INSPECT-COM SYS | | | | | - | - | - |
| 678000 | MONITOR CONTRACTORS MARKING | 678000 | MONITOR CONTRACTORS MARKING | 678000 | MONITOR CONTRACTORS MARKING | 12,412.66 | 10,214.12 | 15,562.07 |
| 678001 | MONITOR CONTR MARKING-COMM SYS | | | | | - | - | - |
| 678950 | MAINT: MISC GENERAL EQUIPMENT | | | | | 2,480.10 | 1,884.90 | 3,970.02 |
| 921200 | RENTAL EXP PARKING: WILL ST | | | | | - | - | - |
| 921300 | OFFICE SUPPLY & EXP- WILL ST | | | | | 1,181.63 | 1,100.50 | 893.94 |
| 921310 | OFFICE EXPENSE: WILL ST-GAS | | | | | 1,324.90 | 1,556.84 | 895.67 |
| 921320 | OFFICE EXPENSE: WILL ST-ELECT | | | | | 4,266.39 | 4,003.11 | 3,526.49 |
| 921330 | OFFICE EXPENSE: WILL ST-PHONE | | | | | 3,678.35 | 3,766.17 | 3,377.26 |
| 926002 | EMP BENEFIT-BOOTS,VAC,HOL-OPS | | | | | 31,122.91 | 28,551.77 | 30,955.49 |
| 950120 | MAINTENANCE: GARAGE | | | | | 9,630.10 | 8,262.20 | 9,022.89 |
| 950130 | MAINTENANCE: METER SHOP | | | | | - | - | - |
| | | | | | | 306,033.37 | 241,893.63 | 275,830.60 |
| | Engineering Expense | | | | | | | |
| 660001 | ENGINEERING VEHICLES | | | | | 474.25 | 130.26 | 1,028.88 |
| 660002 | ENGINEERING - FUEL PURCHASED | | | | | 1,487.82 | 1,372.44 | 1,419.47 |
| 660003 | ENGINEERING-VEH REGISTRATION | | | | | - | - | - |
| 660200 | SALARIES & WAGES - ENGINEERING | | | | | 118,416.20 | 92,269.85 | 96,081.03 |
| 662001 | ENGINEERING DEPT: EXPENSE | | | | | 158.75 | 1,398.30 | 2,328.18 |
| | | | | | | 120,537.02 | 95,170.85 | 100,857.56 |
| | Customer Accounts & Collection Expenses | | Customer Accounts & Collection Expenses | | Customer Accounts & Collection Expenses | | | |
| 902000 | CUSTOMER ORDS: COLLECTIONS | 902000 | CUSTOMER ORDS: COLLECTIONS | 902000 | CUSTOMER ORDS: COLLECTIONS | 3,985.13 | 3,846.76 | (7,831.89) |
| 903000 | CUSTOMER ORDS: COLLECTIONS | 903000 | CUSTOMER ORDS: COLLECTIONS | 903000 | CUSTOMER ORDS: COLLECTIONS | 165.00 | 473.00 | 11,680.93 |
| 902001 | METER READING | 902001 | METER READING | 902001 | METER READING | 2,764.66 | 4,270.47 | 3,909.04 |
| 902002 | WATER BAN: COMMUNITY SYSTEMS | | | | | - | - | - |
| 902003 | EMPLOY BENEF-BOOTS/VACA/HOL-CS | | | | | - | 289.91 | - |
| 902004 | SICK - CUST SERVICE - UNION | | | | | - | 27.61 | - |
| 903004 | SICK - CUST SERVICE - UNION | | | | | 911.13 | - | 883.52 |
| 902010 | CUST ORDS:COLLECTIONS-COM SYS | | | | | - | - | - |
| 902011 | METER READING: COMM SYSTEMS | | | | | - | - | 531.75 |
| 902096 | METER READING-EXCEPT: COMM SYS | | | | | - | - | 77.00 |
| 902097 | METER READING-TRANSF: COMM SYS | | | | | - | - | - |

| | | | | | | | | |
|--------|--|--------|--|--------|--|-------------------|-------------------|-------------------|
| 902098 | METER READING: TRANSFERS | 902098 | METER READING: TRANSFERS | 902098 | METER READING: TRANSFERS | 3,739.43 | 3,828.87 | 3,544.02 |
| 902099 | METER READING: EXCEPTIONS | 902099 | METER READING: EXCEPTIONS | 902099 | METER READING: EXCEPTIONS | 1,948.81 | 1,846.94 | 1,477.87 |
| 902100 | BILLING & ACCOUNTING | 902100 | BILLING & ACCOUNTING | 902100 | BILLING & ACCOUNTING | - | - | - |
| 903100 | BILLING & ACCOUNTING | 903100 | BILLING & ACCOUNTING | 903100 | BILLING & ACCOUNTING | 39,674.82 | 26,508.83 | 35,532.64 |
| 921140 | COURIER & EXPRESS MAIL EXPENSE | | | | | - | - | 130.22 |
| 930200 | PUBLIC RELATIONS | | | 930200 | PUBLIC RELATIONS | - | 3,418.61 | 491.44 |
| 902400 | WATER BAN | 902400 | WATER BAN | | | - | - | - |
| 920001 | WAGES: REVENUE & CUSTOMER OPER | | | | | 100,531.54 | 82,993.35 | 84,433.03 |
| 903003 | EMPLOYEE BENEFITS:BOOTS/VACATION | | | | | 984.03 | 61.65 | 79.07 |
| 904000 | UNCOLLECTABLE ACCOUNTS | 904000 | UNCOLLECTABLE ACCOUNTS | 904000 | UNCOLLECTABLE ACCOUNTS | 5,329.47 | 5,358.41 | (916.38) |
| | | | | | | 160,034.02 | 132,924.41 | 134,022.26 |
| | <u>Administrative and General Expense</u> | | <u>Administrative and General Expense</u> | | <u>Administrative and General Expense</u> | | | |
| 920000 | SALARIES & WAGES - ADMIN | | | | | 17,135.77 | 14,731.15 | 15,482.10 |
| 920001 | WAGES: REVENUE & CUSTOMER OPER | | | | | - | - | - |
| 920002 | SALARIES & WAGES: ACCOUNTING | | | | | 71,767.09 | 56,566.84 | 60,600.64 |
| 920003 | SALARIES & WAGES: IS | | | | | - | - | - |
| 920004 | SALARIES & WAGES: PWS | | | | | 14,777.31 | 10,451.15 | 12,582.88 |
| 920005 | SALARIES & WAGES: PWS ADMIN | | | | | - | - | - |
| 920100 | OFFICERS SALARIES & WAGES | | | | | 45,950.01 | 38,051.07 | 42,152.64 |
| 920200 | OFFICER'S SALARIES TRXF OUT | | | | | - | - | - |
| 921000 | OFFICE SUPPLIES & EXPENSE | 921000 | OFFICE SUPPLIES & EXPENSE | 921000 | OFFICE SUPPLIES & EXPENSE | 4,266.48 | 2,877.99 | 3,149.70 |
| 921001 | TRANS/EXP MAIN OFFICE - VEH #1 | | | | | - | - | - |
| 921002 | SENIOR MANAGEMENT VEHICLES | | | | | 1,298.64 | 263.78 | 24.99 |
| 921003 | SENIOR MGMT - FUEL PURCHASED | | | | | 318.23 | 380.95 | 315.11 |
| 921004 | SENIOR MGMT-VEH REGISTRATION | | | | | - | - | - |
| 921130 | OFFICE EQUIP: RENTAL/LEASE EXP | | | | | 6,006.65 | 6,605.51 | 3,454.20 |
| 921131 | VEHICLE LEASES | | | | | - | - | - |
| 921133 | IT VEHICLE EXPENSE-FUEL | | | | | - | - | - |
| 921134 | IT VEHICLE EXPENSE-REGISTRATION | | | | | - | - | - |
| 921132 | IT VEHICLE EXPENSE | | | | | - | - | - |
| 921140 | COURIER & EXPRESS MAIL EXPENSE | | | | | - | - | - |
| 921150 | RENTAL EXPENSE: HECOP III | | | | | 27,382.06 | 27,382.06 | 27,382.06 |
| 921160 | OFFICE EXP: MANCHESTR ST-PHONE | 921160 | OFFICE SUP & EXP: PHONE-NC | 921160 | OFFICE SUPPLIES & EXP: PHONE | 830.10 | 810.60 | 820.58 |
| 921170 | OFFICE EXPENSE: MANCH ST ELECT | | | | | 3,590.19 | 3,315.13 | 3,190.09 |
| 922000 | MISC EXP: TRNSF-CR (OVERHEAD) | | | | | (75,591.75) | (62,124.85) | (65,185.64) |
| 922200 | LABOR: OVERHEAD | | | | | (87,762.48) | (72,149.42) | (70,928.87) |
| 923000 | OUTSIDE SERVICES | 923000 | OUTSIDE SERVICES | 923000 | OUTSIDE SERVICES | 18,636.54 | 23,455.36 | 35,167.95 |
| 924000 | INSURANCE EXPENSE | 924000 | INSURANCE EXPENSE | 924000 | INSURANCE EXPENSE | 53,305.77 | 59,563.16 | 56,455.29 |
| 926001 | OFFICER'S LIFE INSURANCE | | | | | 386.13 | 386.19 | 386.19 |
| 926100 | SICKNESS & FUNERAL PAY | | | | | - | - | - |
| 926200 | PENSION- DB PLAN | | | | | 110,420.17 | 110,420.17 | 110,420.17 |
| 926250 | GROUP PENSION: 401K | | | | | 20,819.43 | 20,639.00 | 26,078.35 |
| 926255 | EARLY RETIREE HEALTH EXPENSE | | | | | - | - | - |
| 926260 | POST-65 RETIREMENT HEALTH EXP | | | | | 21,844.75 | 27,057.49 | 27,057.49 |
| 926300 | EMPLOYEE SERVICE AWARDS | | | | | - | - | - |

| | | | | | | | | |
|--------|-----------------------------------|--------|---------------------------------|--------|---------------------------------|--------------------|--------------------|--------------------|
| 926400 | GROUP HEALTH INSURANCE | | | | | 157,487.10 | 149,805.27 | 147,708.67 |
| 926401 | HEALTH INSURANCE:OPT OUT | | | | | - | - | - |
| 926410 | GROUP DENTAL | | | | | 18,738.45 | 18,259.89 | 17,811.01 |
| 926420 | GROUP LIFE/DISABILITY INSURANC | | | | | 3,231.00 | 3,257.50 | 3,257.50 |
| 926440 | EMPLOYEE BENEFITS/ SECTION 125 | | | | | - | - | - |
| 926500 | MISC EMPLOYEE BENEFITS | | | | | 270.16 | - | 1,526.28 |
| 926501 | MISC EMPLOYEE BENEFITS-WELLNESS | | | | | - | 98.68 | - |
| 926502 | MISC EMPLOYEE BENEFITS-ACTIVITIES | | | | | - | - | 1,619.00 |
| 926503 | MISC EMPLOYEE BENEFITS-SAFETY | | | | | 1,012.63 | 2,587.37 | - |
| 926505 | EMPLOYEE RELATIONS | | | | | - | - | - |
| 926600 | TUITION REIMBURSEMENTS | | | | | - | 4,181.00 | 2,860.99 |
| 926610 | TRAINING EDUCATIONAL SEMINARS | | | | | 3,081.33 | (1,525.00) | 3,173.90 |
| 926801 | SUP BEN: SUP EXE RETIRE PLAN | | | | | - | - | 10,339.00 |
| 928000 | REGULATORY COMMISSION EXPENSE | 928000 | REGULATORY COMMISSION EXPENSE | 928000 | REGULATORY COMMISSION EXPENSE | 12,905.00 | 12,905.00 | 12,905.00 |
| 930100 | MEETINGS & CONVENTIONS | | | 930100 | MEETING CONVENTION/MEMBSP FEES | 1,340.71 | 1,251.52 | 14,391.08 |
| 930101 | MEMBERSHIPS | | | | | 2,477.79 | 2,542.80 | 2,532.84 |
| 930102 | LICENSING FEES | 930102 | LICENSING FEES | 930102 | LICENSING FEES | 1,474.17 | 1,574.17 | 2,057.23 |
| 930200 | PUBLIC RELATIONS | 930200 | PUBLIC RELATIONS | 930200 | PUBLIC RELATIONS | 5,680.00 | 5,407.34 | 12,139.84 |
| 930300 | MEALS | 930300 | MEALS | 930300 | MEALS | 502.56 | 488.44 | 18.98 |
| 930400 | MISCELLANEOUS GENERAL EXPENSE | 930400 | MISCELLANEOUS GENERAL EXPENSE | 930400 | MISCELLANEOUS GENERAL EXPENSE | - | 492.00 | - |
| 930401 | MISC GEN EXP:UNREALIZED ACQUIS | 930401 | MISC GEN EXP:UNREALIZED ACQUIS | | | - | - | - |
| 930405 | MISC GEN EXP: RECRUITMENT FEES | | | | | 236.25 | 130.00 | 661.50 |
| 930410 | CHARITABLE CONTRIBUTIONS | 930410 | CHARITABLE CONTRIBUTIONS | 930410 | CHARITABLE CONTRIBUTIONS | - | - | - |
| 950100 | MAINTENANCE: OFFICE PROPERTY | | | | | - | 100.00 | - |
| 950110 | MAINTENANCE: MANCHESTER STREET | | | | | 2,012.15 | 2,805.30 | 3,007.13 |
| 950200 | MAINT: OFFICE FURNT & EQUIP | | | 950200 | MAINT: OFFICE FURNT & EQUIP | - | - | - |
| 950300 | MAINT: COMMUNICATION EQUIP | | | | | - | - | - |
| 950400 | MAINT: MISC GENERAL EQUIP | | | 950400 | MAINT: MISC GENERAL EQUIP | - | - | - |
| 950500 | MAINT: COMPUTER EQUIPMENT | 950500 | MAINTENANCE:COMPUTER EQUIPMENT | 950500 | MAINT COMPUTER EQUIP: PAC | - | - | - |
| | | | | | | 465,830.39 | 473,044.61 | 524,615.87 |
| | IS Expenses | | | | | | | |
| 920003 | SALARIES & WAGES: IS | | | | | 46,754.67 | 39,261.65 | 41,310.44 |
| 921000 | OFFICE SUPPLIES & EXPENSE | | | | | - | 16.38 | - |
| 921132 | IT VEHICLE EXPENSE | | | | | - | - | - |
| 921133 | IT VEHICLE EXPENSE-FUEL | | | | | - | - | - |
| 921134 | IT VEHICLE EXPENSE-REGISTRATION | | | | | - | - | - |
| 921160 | OFFICE EXP: MANCHESTR ST-PHONE | | | | | 2,532.12 | 2,121.27 | 2,552.94 |
| 950300 | MAINT: COMMUNICATION EQUIP | | | | | 1,947.69 | 1,992.09 | 1,812.18 |
| 950500 | MAINT: COMPUTER EQUIPMENT | | | | | 42,353.27 | 48,304.64 | 47,596.34 |
| | | | | | | 93,587.75 | 91,696.03 | 93,271.90 |
| | Inter Div Management Fee | | Inter Div Management Fee | | Inter Div Management Fee | | | |
| 930500 | INTERCOMPANY MGMT FEE: PCP | 930500 | INTERCOMPANY MGMT FEE: PCP | 930500 | MAINT COMPUTER EQUIP: PAC | 23,103.00 | 22,775.00 | 28,530.00 |
| 930510 | INTCO MGMT FEE:TSC/PWS/PAC/PEU | 930510 | INTERCO MGMT FEE: PWW | 930510 | MAINT COMPUTER EQUIP: PAC | (72,063.00) | (59,944.00) | (105,125.00) |
| 930520 | INTERCO MGT:INSIDE GEN COUNSEL | 930520 | INTERCO MGT:INSIDE GEN COUNSEL | 930520 | MAINT COMPUTER EQUIP: PAC | - | - | - |
| | | | | | | (48,960.00) | (37,169.00) | (76,595.00) |

| Total Operating Expenses | | Total Operating Expenses | | Total Operating Expenses | | 1,652,716.82 | 1,529,302.52 | 1,627,277.14 |
|------------------------------------|--------------------------------|------------------------------------|--------------------------------|------------------------------------|--------------------------------|---------------------|---------------------|---------------------|
| Depreciation Expense | | Depreciation Expense | | Depreciation Expense | | | | |
| 403000 | DEPRECIATION EXPENSE | 403000 | DEPRECIATION EXPENSE | 403000 | DEPRECIATION EXPENSE: PAC | 632,236.99 | 631,072.25 | 631,925.62 |
| 406100 | AMORT OF BON TERRAIN ACQ ADJ | | | | | (849.62) | (849.62) | (849.62) |
| 406100 | AMORT OF ACQUISTION ADJUSTMENT | 406100 | AMORT OF ACQUISTION ADJUSTMENT | | | (14,202.44) | (14,202.44) | (14,202.44) |
| 406101 | AMORT OF SOUHEGAN WDS ACQ ADJ | | | | | (1,402.51) | (1,402.51) | (1,402.52) |
| 406101 | AMORT OF WESCO ACQ ADJ | 406101 | AMORT OF WESCO ACQ ADJ | | | (9.59) | (9.59) | (9.59) |
| 406102 | AMORT OF CASTLE REACH ACQ ADJ | 406102 | AMORT OF CASTLE REACH ACQ ADJ | | | (474.67) | (474.66) | (474.67) |
| 406103 | AMORT OF WHITE ROCK ACQ ADJ | 406103 | AMORT OF WHITE ROCK ACQ ADJ | | | (529.61) | (529.61) | (529.61) |
| 406104 | AMORT OF LAMPLIGHTER ACQ ADJ | 406104 | AMORT OF LAMPLIGHTER ACQ ADJ | | | (942.85) | (482.28) | (471.32) |
| 406105 | AMORT FLETCHERS CORNER ACQ ADJ | 406105 | AMORT FLETCHERS CORNER ACQ ADJ | | | (1,177.05) | (562.86) | (548.34) |
| | | | | | | 612,648.65 | 612,558.68 | 613,437.51 |
| Amortization Expense: CIAC | | Amortization Expense: CIAC | | Amortization Expense: CIAC | | | | |
| 405300 | AMORTIZATION EXPENSE: CIAC | 405300 | AMORTIZATION EXPENSE: CIAC | 405300 | AMORTIZATION EXPENSE: CIAC | (100,775.93) | (101,013.40) | (101,405.75) |
| | | | | | | (100,775.93) | (101,013.40) | (101,405.75) |
| Amortization Expense | | Amortization Expense | | Amortization Expense | | | | |
| 407320 | AMORT EXP - DEFERRED CHARGES | 407320 | AMORT EXP - DEFERRED CHARGES | 407320 | AMORT EXP - DEFERRED CHARGES | 20,970.87 | 20,970.92 | 20,971.05 |
| 407100 | AMORT: ACQUISITION PREMIUM | 407100 | AMORT: ACQUISITION PREMIUM | 407100 | AMORT: ACQUISITION PREMIUM | 173,018.05 | 177,214.50 | 177,213.61 |
| | | | | | | 193,988.92 | 198,185.42 | 198,184.66 |
| 414000 | GAIN FROM ARRA LOAN FORGIVNESS | | | | | (5,273.67) | (5,273.67) | (5,273.67) |
| 414100 | GAIN ON DISP/UTIL PROP-PAPP ND | | | | | - | - | - |
| 921161 | RENT EXP-HECOP III FITUP ALLOW | | | | | - | - | - |
| Taxes Other than Income Tax | | Taxes Other than Income Tax | | Taxes Other than Income Tax | | | | |
| 408110 | LOCAL PROPERTY TAXES | 408110 | LOCAL PROPERTY TAXES | 408110 | LOCAL PROPERTY TAXES | 438,831.86 | 438,831.86 | 438,831.83 |
| 408120 | MEDICARE TAX EXPENSE | | | | | 11,751.23 | 9,903.40 | 10,592.62 |
| 408121 | FICA TAX EXPENSE | | | | | 50,246.60 | 42,345.64 | 45,292.61 |
| 408122 | FUTA TAX EXPENSE | | | | | 3,578.17 | 556.24 | 79.44 |
| 408123 | SUTA TAX EXPENSE - NH | | | | | 3,934.00 | 2,337.72 | 948.03 |
| 408125 | SUTA TAX EXPENSE - MASS | | | | | 992.56 | 640.69 | 126.33 |
| 408130 | NH BET TAXES | 408130 | NH BET TAXES | | | - | - | - |
| 408130 | OTHER TAXES | | | 408130 | OTHER TAXES | - | - | - |
| 408126 | EXCISE TAXES | | | | | - | - | - |
| 414000 | GAIN FROM FORGIVENESS SRF DEBT | 414000 | GAIN FROM FORGIVENESS SRF DEBT | 414000 | GAIN FROM FORGIVENESS SRF DEBT | (2,003.63) | (2,003.63) | (2,003.63) |
| | | | | | | 507,330.79 | 492,611.92 | 493,867.23 |
| Income Tax | | Income Tax | | Income Tax | | 507,449.98 | 492,731.11 | 493,986.42 |
| 409102 | PROV/FED INC TAX/CURRENT | 409102 | PROV/FED INC TAX/CURRENT | 409102 | PROV/FED INC TAX/CURRENT | 8,247.80 | 48,797.91 | 118,988.07 |
| 409113 | PROVS FOR NH BUS PRFTS TAX CUR | 409113 | PROVS FOR NH BUS PRFTS TAX CUR | 409113 | PROVS FOR NH BUS PRFTS TAX CUR | 3,368.89 | 19,931.93 | 48,601.71 |
| 409120 | MASS EXERCISE TAX | | | | | - | - | - |
| 410102 | PROV/FED INC TAX/DEFERRED | 410102 | PROV FEDL INCOME TAX DEFERRED | 410102 | PROV FEDL INCOME TAX DEFERRED | - | - | - |
| 410113 | PROV NH INCOME TAX DEFERRED | 410113 | PROV NH INCOME TAX DEFERRED | 410113 | PROV NH INCOME TAX DEFERRED | - | - | - |

| | | | | | | | | |
|--------|---|--------|---|--------|-----------------------------------|---------------------|---------------------|---------------------|
| 410120 | PROV MA INCOME TAX DEFERRED | | | | | - | - | - |
| 411000 | AMORT OF REGULATORY LIABILITY | | | | | - | - | - |
| 412000 | INVESTMENT TAX CREDITS | | | | | (2,753.00) | (2,753.00) | (2,753.00) |
| | | | | | | 8,863.69 | 65,976.84 | 164,836.78 |
| | Total Operating Deducts | | Total Operating Deducts | | Total Operating Deducts | 2,869,499.27 | 2,792,348.31 | 2,990,923.90 |
| | Net Operating Income | | Net Operating Income | | Net Operating Income | 220,196.67 | (141,664.21) | 84,346.97 |
| | Non-Operating Revenue Deductions | | Non-Operating Revenue Deductions | | | | | |
| 421000 | MISC NON-UTILITY INCOME | | | 421000 | MISC NON-OPERATING INCOME(EXP) | - | - | - |
| 426000 | NON-OPERATING REVENUE DEDUCTS | 421000 | MISC NON-OPERATING INCOME(EXP) | 426000 | MISC NONUTILITY EXPENSES | - | - | - |
| 426001 | MISCELLANEOUS NON-UTILITY EXP | 426001 | MISCELLANEOUS NON-UTILITY EXP | | Other Income | - | - | - |
| | Other Income | | | | | - | - | - |
| 420000 | AFUDC-INTEREST(DEBT) COMPONENT | 420000 | AFUDC-INTEREST(DEBT) COMPONENT | 420000 | AFDUC-INT(DEBT) COMPONENT-PAC | (1,654.00) | (1,460.00) | (2,677.00) |
| 420100 | AFUDC - EQUITY COMPONENT | 420100 | AFUDC - EQUITY COMPONENT | 420100 | AFUDC - EQUITY COMPONENT - PAC | (827.00) | (731.00) | (1,233.00) |
| | | | | | | (2,481.00) | (2,191.00) | (3,910.00) |
| | Interest Expense | | Interest Expense | | | | | |
| 427300 | INTEREST EXP: BONDS & NOTES | 427300 | INTEREST EXP: BONDS & NOTES | 427300 | INTEREST EXP: BONDS & NOTES | 372,849.61 | 339,731.47 | 284,860.60 |
| 427200 | LINE OF CREDIT INTEREST | 427200 | LINE OF CREDIT INTEREST | | | 31,900.91 | 31,306.02 | 34,510.54 |
| 427325 | INTEREST EXP:DEBT SERVICE COST | | | | | - | - | - |
| 428000 | AMORTIZATION OF DEBT EXPENSE | 428000 | AMORTIZATION OF DEBT EXPENSE | 428000 | AMORTIZATION OF DEBT EXPENSE | 24,609.95 | 24,797.45 | 24,609.95 |
| 428001 | AMORT OF ORIGINAL ISSUE DISCNT | | | | | - | - | - |
| 428002 | AMORTIZATION OF DISCOUNT ON BONDS | | | | | - | - | - |
| 429000 | AMORTIZATION: PREMIUM ON DEBT | | | | | (10,168.21) | (10,168.21) | (10,168.21) |
| 427115 | INTERCOMPANY INTEREST | 427115 | INTERCOMPANY INTEREST | 427115 | INTERCOMPANY INTEREST | (39,841.10) | (37,049.65) | (32,074.31) |
| 427500 | INTEREST - OTHER | 427500 | INTEREST - OTHER | | | - | - | - |
| 419000 | INTEREST INCOME | 419000 | INTEREST INCOME | 419000 | INTEREST INCOME | - | - | - |
| | Total Interest | | Total Interest | | Total Interest | 379,351.16 | 348,617.08 | 301,738.57 |
| 438000 | DIVIDENDS: COMMON STOCK | | | 438000 | DIVIDENDS: COMMON STOCK | - | - | - |
| | Net Income (Or Loss) - MTD | | Net Income (Or Loss) - YTD | | Net Income (Or Loss) - YTD | (156,673.49) | (488,090.29) | (213,481.60) |
| | Net Income (Or Loss) - YTD | | Net Income (Or Loss) - MTD | | Net Income (Or Loss) - MTD | (156,673.49) | (488,090.29) | (213,481.60) |

| | 4 | 5 | 6 | 7 | 8 | 9 | 10 | 11 | 12 | |
|--|---------------------|---------------------|---------------------|---------------------|---------------------|---------------------|---------------------|---------------------|---------------------|----------------------|
| | Apr-19 | May-19 | Jun-19 | Jul-19 | Aug-19 | Sep-19 | Oct-19 | Nov-19 | Dec-19 | Total |
| | (15,125.04) | (15,179.97) | (15,157.20) | (15,083.14) | (15,205.70) | (15,078.85) | (15,104.76) | (15,244.62) | (15,115.84) | (181,602.76) |
| | (2,274,290.00) | (2,316,105.87) | (3,030,376.23) | (3,116,973.52) | (4,198,939.11) | (3,427,306.28) | (3,163,988.50) | (2,823,623.51) | (2,301,042.53) | (33,780,668.69) |
| | (53,007.30) | (50,074.48) | (48,222.52) | (47,885.04) | (47,957.04) | (47,658.50) | (47,879.18) | (46,869.72) | (46,504.61) | (498,114.09) |
| | (215,034.00) | (310,172.00) | 134,905.00 | (789,986.00) | 188,388.00 | (50,434.00) | (6,142.00) | 1,009,001.00 | (186,440.00) | (146,350.00) |
| | 53,007.30 | 50,075.18 | 48,227.68 | 48,052.72 | 47,957.04 | 47,658.50 | 47,879.18 | 46,869.72 | 46,504.61 | 498,287.63 |
| | - | - | - | - | - | - | - | - | - | - |
| | - | - | - | - | - | - | - | - | - | - |
| | (35,338.67) | (37,282.33) | (47,014.85) | (46,779.18) | (61,032.74) | (50,936.55) | (47,738.23) | (442,605.04) | (278,135.24) | (1,156,162.25) |
| | - | - | - | - | - | - | - | - | - | (16,561.13) |
| | (733,491.68) | (733,491.68) | (733,491.68) | (733,491.68) | (733,491.68) | (733,491.68) | (733,491.68) | (733,491.68) | (733,491.68) | (8,801,900.16) |
| | 733,491.68 | 733,491.68 | 733,491.68 | 733,491.68 | 733,491.68 | 733,491.68 | 733,491.68 | 733,491.68 | 733,491.68 | 8,801,900.16 |
| | (509,040.56) | (514,147.55) | (531,647.48) | (514,922.81) | (514,990.10) | (516,468.04) | (515,507.87) | (515,611.58) | (515,294.72) | (6,174,950.15) |
| | 3,048,828.27 | 3,192,887.02 | 3,489,285.60 | 4,483,576.97 | 4,601,779.65 | 4,060,223.72 | 3,748,481.36 | 2,788,083.75 | 3,296,028.33 | 41,456,121.44 |
| | - | (324.00) | (864.00) | (918.00) | (594.00) | (702.00) | (216.00) | (54.00) | - | (3,672.00) |
| | (6,448.11) | (30,772.26) | (20,126.24) | (52,112.61) | (33,120.65) | (29,056.58) | (17,862.87) | (22,717.01) | (25,165.70) | (277,822.14) |
| | - | - | - | - | - | 3.36 | - | - | - | 3.36 |
| | (8,133.00) | (11,243.00) | (13,227.00) | (12,963.00) | (11,209.00) | (12,394.00) | (15,224.00) | (14,144.00) | (10,341.00) | (131,093.68) |
| | 2,487.05 | 14,205.30 | 9,083.67 | 9,404.66 | 18,001.95 | 17,732.68 | 4,830.03 | 12,568.94 | 2,481.21 | 114,138.43 |
| | (1,010.14) | (1,010.14) | (1,010.14) | (1,010.14) | (1,010.14) | (1,010.14) | (1,010.14) | (1,010.14) | (1,010.14) | (12,033.42) |
| | (8,794.19) | (8,860.37) | (8,860.75) | (9,087.01) | (9,037.51) | (9,083.05) | (9,088.20) | (9,081.07) | (9,078.30) | (107,419.58) |
| | 21,898.39 | 37,680.47 | 34,140.46 | 65,768.10 | 36,375.35 | 33,807.73 | 38,355.18 | 34,383.28 | 43,113.93 | 414,227.03 |
| | 3,070,726.66 | 3,230,243.49 | 3,522,562.06 | 4,548,427.07 | 4,637,561.00 | 4,093,329.45 | 3,786,620.54 | 2,822,413.03 | 3,339,142.26 | 41,866,676.47 |
| | 4,300.39 | 7,595.16 | 8,829.59 | 9,175.43 | 5,984.41 | 3,876.87 | 4,041.30 | 2,446.05 | 9,317.30 | 81,461.49 |
| | - | 625.00 | 1,795.50 | 1,448.00 | 1,280.35 | - | - | - | 1,477.28 | 9,114.28 |
| | 982.20 | 4,221.30 | 985.10 | 1,696.00 | 2,102.70 | 2,909.99 | 4,090.27 | 2,237.20 | 577.18 | 22,788.66 |
| | 811.52 | 793.62 | 3,518.15 | 3,518.15 | 3,518.15 | 639.98 | 639.98 | 639.98 | 162.81 | 15,349.64 |
| | 15,602.31 | 16,551.82 | 28,666.70 | 26,732.99 | 33,546.57 | 23,432.85 | 30,261.84 | 19,498.82 | 21,384.16 | 248,819.27 |
| | 20,333.35 | 21,373.55 | 22,710.95 | 31,181.15 | 35,044.75 | 35,490.55 | 30,883.95 | 27,991.64 | 23,704.84 | 310,309.18 |
| | 734.54 | 825.50 | 700.43 | 1,030.16 | 1,007.42 | 1,064.27 | 905.09 | 826.76 | 815.05 | 10,556.27 |
| | 2,935.67 | 5,506.67 | 2,596.67 | 2,050.67 | 4,966.67 | 2,785.67 | 2,944.67 | 1,594.67 | 2,872.67 | 39,158.04 |
| | 13,003.58 | 13,003.58 | 19,925.13 | 19,925.13 | 19,925.13 | 13,180.38 | 13,180.38 | 13,180.38 | 8,555.10 | 171,034.83 |
| | 1,609.75 | 1,758.35 | 2,055.55 | 1,788.07 | - | 26,603.90 | 5,342.99 | 4,770.96 | 3,939.63 | 54,627.28 |
| | 897.33 | 1,073.75 | 1,073.75 | 1,073.75 | 1,043.51 | 1,043.51 | 1,043.51 | 1,035.58 | 1,035.58 | 12,092.71 |

| | | | | | | | | | |
|-----------|-----------|-----------|-----------|-------------|-----------|-----------|-----------|-----------|-------------------|
| 705.94 | 640.56 | 616.78 | 780.24 | 891.69 | 1,671.84 | 1,509.87 | 1,301.42 | 970.72 | 13,160.97 |
| 1,446.29 | 1,594.89 | 2,189.29 | 1,862.37 | 2,219.01 | 2,219.01 | 1,966.39 | 1,765.61 | 1,689.06 | 21,587.99 |
| 111.87 | 1,784.48 | 1,458.27 | 1,458.27 | 519.27 | 519.27 | 519.27 | 107.07 | 107.07 | 6,915.65 |
| 11,771.28 | 11,771.28 | 11,771.28 | 15,639.18 | 15,639.18 | 15,639.18 | 5,682.78 | 6,621.30 | 5,682.78 | 114,568.38 |
| 20,251.00 | 16,307.09 | 16,307.09 | 20,251.00 | (66,386.02) | 5,072.75 | 6,204.74 | 5,072.75 | 5,072.75 | 78,903.11 |
| 694.53 | 694.53 | 368.16 | 368.16 | 368.16 | 255.96 | 255.96 | 255.96 | 176.91 | 4,435.68 |
| 3,534.75 | 3,875.85 | 5,695.05 | 11,266.35 | 17,406.15 | 19,793.85 | 16,496.55 | 12,540.04 | 6,450.84 | 109,141.78 |
| 843.02 | 843.02 | 843.02 | 929.86 | 929.86 | 929.86 | 660.38 | 660.39 | 660.39 | 9,249.92 |
| 371.52 | 499.20 | 499.20 | 499.20 | 392.67 | 392.67 | 392.67 | 381.72 | 381.72 | 4,953.46 |
| 413.52 | 385.29 | 415.01 | 349.62 | 379.34 | 416.49 | 374.88 | 448.95 | 436.70 | 4,731.07 |
| 4,823.45 | 5,695.54 | 4,823.45 | 5,556.83 | 8,624.08 | 5,556.83 | 6,732.47 | 5,032.86 | 5,032.86 | 69,288.27 |
| 3,297.92 | 2,944.41 | 3,823.16 | 4,376.83 | 4,964.81 | 3,539.71 | 3,383.27 | 3,697.69 | 3,141.47 | 47,576.63 |
| 4,485.56 | 4,485.56 | 6,414.21 | 6,414.21 | 6,414.21 | 2,430.43 | 2,430.43 | 2,430.43 | 2,241.05 | 52,185.87 |
| 5,430.87 | 5,430.87 | 5,848.49 | 5,848.49 | 5,848.49 | 7,630.96 | 5,152.46 | 5,152.46 | 6,768.38 | 68,408.62 |
| - | 1,372.50 | 267.50 | 9,032.50 | - | 4,611.25 | - | 605.00 | - | 15,888.75 |
| 509.86 | 170.97 | 102.89 | 146.54 | 167.24 | - | - | - | 75.00 | 1,335.39 |
| 1,051.63 | 1,306.64 | 837.31 | 135.32 | 1,058.12 | 684.36 | 2,112.24 | 661.89 | 3,046.13 | 14,792.03 |
| - | - | - | - | - | - | - | - | - | - |
| 21,967.57 | 23,848.44 | 19,673.78 | 22,519.67 | 20,353.51 | 21,881.76 | 23,843.19 | 21,884.40 | 19,653.89 | 262,269.16 |
| - | - | - | - | - | - | - | - | - | - |
| - | - | - | - | - | - | - | - | - | - |
| 36,874.13 | 31,327.20 | 26,888.29 | 29,106.37 | 20,478.69 | 29,473.35 | 20,960.43 | 17,253.15 | 17,403.60 | 330,772.41 |
| 36,652.67 | 46,992.78 | 58,379.97 | 67,093.62 | 65,423.88 | 66,485.47 | 43,964.52 | 40,035.84 | 39,494.26 | 573,290.66 |
| 348.11 | 258.51 | 156.50 | 164.36 | 167.90 | 169.61 | 172.32 | 174.77 | 186.70 | 2,555.01 |
| 70.46 | 14.89 | 14.89 | 14.89 | 16.12 | 16.21 | 48.11 | 187.00 | 201.32 | 1,029.53 |
| 213.57 | 107.64 | 100.70 | 116.50 | 119.42 | 125.05 | 82.79 | 123.75 | 199.55 | 1,731.97 |
| - | - | - | - | - | - | - | - | - | - |
| 416.73 | 240.46 | 312.40 | 147.26 | 149.25 | 160.55 | 136.15 | 313.03 | 533.68 | 3,862.59 |
| 988.96 | 797.73 | 668.06 | 578.79 | 553.25 | 559.87 | 373.27 | 341.76 | 967.22 | 9,143.08 |
| 2,558.75 | 1,910.65 | 1,951.27 | 2,263.94 | 2,373.50 | 2,466.35 | 2,071.07 | 1,975.77 | 2,435.05 | 27,392.75 |
| 578.98 | 503.14 | 417.02 | 452.60 | 479.56 | 536.36 | 508.10 | 692.02 | 944.63 | 7,400.38 |
| - | - | - | - | - | - | - | - | - | - |
| 181.48 | 182.00 | (87.44) | 57.29 | (69.99) | - | - | - | - | 446.65 |
| - | - | - | - | - | - | - | - | - | - |
| 788.08 | 838.32 | 512.13 | 495.69 | 491.35 | 500.10 | 462.05 | 587.97 | 889.63 | 8,168.85 |
| 484.99 | 509.98 | 387.41 | 376.27 | 353.60 | 353.98 | 378.84 | 351.70 | 560.87 | 5,527.55 |
| 2,087.61 | 894.22 | 764.70 | 791.92 | 924.27 | 800.66 | 728.70 | 1,277.75 | 1,717.27 | 13,188.84 |
| 977.37 | 480.70 | 434.24 | 514.15 | 537.61 | 593.04 | 727.00 | 1,009.05 | 912.20 | 8,857.54 |
| 471.23 | 207.68 | 212.07 | 236.22 | 215.68 | 198.56 | 258.59 | 381.69 | 506.37 | 4,603.11 |
| 1,546.63 | 5,614.80 | 1,489.81 | 20,175.10 | 28,050.46 | 40,568.41 | 34,968.18 | 23,435.41 | 6,218.59 | 167,715.28 |
| 1,847.03 | 1,599.05 | 1,070.17 | 962.74 | 3,838.19 | 3,140.73 | 2,431.69 | 2,171.31 | 2,047.63 | 25,018.21 |
| 57.65 | 59.13 | 57.54 | 59.57 | 56.36 | 59.91 | 58.24 | 52.60 | 60.12 | 693.69 |
| 5,538.40 | 5,435.91 | 7,652.82 | 9,980.77 | 9,616.41 | 8,514.04 | 7,900.71 | 6,863.94 | 6,628.77 | 85,259.05 |
| 1,359.22 | 1,320.98 | 1,713.53 | 1,913.38 | 1,797.56 | 1,660.13 | 1,422.35 | 1,345.81 | 1,471.72 | 18,817.99 |
| 881.65 | 807.98 | 735.93 | 758.63 | 984.74 | 863.41 | 829.40 | 608.71 | 926.23 | 10,381.32 |

| | | | | | | | | | |
|----------|----------|----------|----------|----------|----------|----------|----------|----------|------------------|
| 682.75 | 453.42 | 482.21 | 417.93 | 402.44 | 378.18 | 427.14 | 370.00 | 492.81 | 5,226.73 |
| 1,259.14 | 530.73 | 440.79 | 380.66 | 356.84 | 348.99 | 492.07 | 728.20 | 668.62 | 7,204.02 |
| 862.23 | 714.24 | 439.73 | 1,040.36 | 599.23 | 707.56 | 493.59 | 458.59 | 711.55 | 8,586.66 |
| 867.17 | 703.47 | 577.05 | 966.44 | 648.31 | 1,081.80 | 302.63 | 354.81 | 492.07 | 7,822.29 |
| 200.23 | 131.21 | 111.02 | 114.37 | 193.59 | 78.69 | 119.62 | 105.91 | 112.28 | 1,807.72 |
| 493.32 | 423.72 | 347.08 | 378.34 | 376.21 | 356.31 | 341.12 | 537.17 | 577.54 | 5,998.93 |
| 3,777.21 | 3,999.09 | 3,747.04 | 3,330.07 | 3,918.19 | 3,457.59 | 4,033.56 | 4,086.96 | 3,935.86 | 45,724.99 |
| 472.73 | 355.88 | 138.13 | 130.43 | 233.63 | 217.73 | 229.63 | 448.01 | 567.34 | 4,174.66 |
| 1,897.41 | 1,795.10 | 1,516.92 | 705.56 | 3,000.95 | 1,783.55 | 1,656.92 | 1,235.63 | 3,687.99 | 23,673.60 |
| 695.18 | 605.47 | 501.98 | 448.46 | 499.81 | 627.42 | 541.07 | 733.91 | 907.80 | 7,684.38 |
| 886.09 | 761.91 | 218.83 | 453.75 | 461.95 | 375.98 | 446.13 | 656.58 | 849.78 | 7,750.98 |
| 616.00 | 298.22 | 391.41 | 307.49 | 304.90 | 322.16 | 338.79 | 456.47 | 579.13 | 5,428.51 |
| - | - | - | - | - | - | - | - | - | - |
| 1,269.27 | 968.82 | 683.89 | 828.55 | 1,230.93 | 895.35 | 456.63 | 783.69 | 1,237.42 | 12,139.07 |
| - | - | - | - | - | - | - | - | - | - |
| 555.91 | 640.26 | 512.03 | 573.06 | 861.73 | 617.15 | 358.72 | 547.63 | 735.44 | 7,258.44 |
| 265.49 | 230.58 | 112.76 | 116.00 | 132.23 | 139.10 | 111.08 | 141.96 | 301.61 | 2,495.49 |
| 746.36 | 766.62 | 1,105.74 | 1,147.98 | 1,172.32 | 1,111.98 | 1,024.32 | 928.31 | 827.81 | 11,646.34 |
| 326.26 | 102.74 | 114.16 | 139.62 | 111.12 | 101.69 | 135.72 | 328.95 | 328.25 | 2,998.71 |
| 843.43 | 552.86 | 546.10 | 707.36 | 936.61 | 714.21 | 523.23 | 519.87 | 697.93 | 7,777.32 |
| 805.39 | 339.60 | 426.30 | 567.82 | 579.31 | 583.15 | 411.51 | 488.66 | 818.45 | 7,801.48 |
| 874.84 | 495.97 | 400.58 | 387.15 | 380.71 | 408.85 | 450.76 | 889.35 | 940.14 | 7,920.18 |
| 1,161.70 | 497.79 | 468.22 | 481.62 | 653.19 | 515.18 | 301.34 | 838.32 | 1,007.29 | 9,628.58 |
| 249.11 | 421.32 | 316.82 | 275.35 | 415.83 | 477.02 | 380.41 | 428.60 | 462.30 | 5,242.70 |
| 1,744.94 | 1,032.42 | 892.15 | 1,092.69 | 978.88 | 920.77 | 939.76 | 1,173.30 | 1,144.18 | 12,970.00 |
| 239.57 | 139.76 | 163.23 | 208.82 | 210.50 | 97.62 | 238.17 | 286.70 | 436.50 | 3,449.60 |
| 53.83 | 44.45 | 54.48 | 39.49 | 58.28 | 39.68 | 48.18 | 54.94 | 48.18 | 596.88 |
| 1,033.88 | 1,401.50 | 1,592.22 | 1,985.09 | 2,212.78 | 2,031.00 | 1,334.11 | 1,056.69 | 1,371.41 | 18,324.16 |
| 48.18 | 8.44 | 40.52 | 46.77 | 56.82 | 43.68 | 100.75 | 58.45 | 57.32 | 606.65 |
| 603.27 | 379.74 | 277.39 | 137.49 | 468.26 | 301.74 | 320.64 | 674.51 | 787.18 | 6,578.30 |
| 1,395.44 | 1,191.50 | 1,036.66 | 1,481.73 | 2,492.80 | 1,458.69 | 1,080.53 | 917.08 | 1,037.05 | 15,269.03 |
| 863.04 | 415.89 | 168.99 | 231.24 | 691.09 | 211.72 | 842.60 | 415.39 | 441.96 | 5,827.85 |
| 838.45 | 527.93 | 687.28 | 846.65 | 1,002.43 | 958.29 | 922.74 | 592.62 | 1,349.02 | 11,877.13 |
| 1,115.01 | 1,425.94 | 1,626.18 | 1,776.77 | 1,855.93 | 1,650.56 | 1,471.00 | 1,162.48 | 1,038.70 | 16,221.74 |
| 273.96 | 250.37 | 117.62 | 124.72 | 176.47 | 85.68 | 121.56 | 133.69 | 276.96 | 2,501.13 |
| 249.29 | 218.17 | 138.02 | 38.46 | 194.52 | 143.11 | 391.38 | 256.39 | 328.89 | 2,996.85 |
| 865.09 | 482.96 | 719.92 | 775.75 | 768.17 | 737.12 | 605.35 | 820.60 | 1,042.53 | 9,102.13 |
| 761.88 | 330.11 | 465.17 | 506.61 | 807.78 | 480.58 | 395.75 | 722.84 | 1,011.74 | 8,699.44 |
| 1,171.56 | 1,610.57 | 2,100.49 | 2,709.12 | 3,057.33 | 2,897.73 | 2,400.57 | 1,389.93 | 1,740.73 | 22,929.74 |
| - | - | - | - | - | - | - | - | - | - |
| 696.19 | 442.46 | 417.83 | 401.79 | 431.31 | 407.67 | 378.31 | 528.66 | 918.40 | 7,619.61 |
| 606.49 | 457.72 | 421.43 | 417.30 | 438.61 | 412.96 | 521.32 | 480.19 | 560.03 | 6,546.01 |
| 1,342.54 | 1,571.00 | 1,406.93 | 1,798.63 | 2,472.66 | 1,136.03 | 1,484.62 | 1,410.82 | 1,537.06 | 18,616.99 |
| 175.68 | 277.51 | 68.72 | 68.16 | 85.62 | 74.35 | 80.24 | 152.51 | 170.53 | 1,682.87 |
| 858.81 | 315.13 | 313.91 | 310.26 | 349.95 | 332.68 | 518.41 | 684.41 | 756.64 | 6,299.74 |

| | | | | | | | | | |
|-----------|-----------|-----------|-----------|-----------|-----------|-----------|-----------|-------------|-------------------|
| 731.42 | 494.01 | 276.56 | 292.66 | (940.35) | 339.24 | 158.85 | 334.02 | 449.24 | 4,552.62 |
| 513.54 | 1,249.05 | 1,289.36 | 778.51 | 885.06 | 872.20 | 1,469.50 | 1,408.14 | 551.79 | 12,346.34 |
| 2,049.24 | 1,240.47 | 740.30 | 2,104.06 | 4,461.47 | 4,804.25 | 3,235.84 | 1,032.52 | 1,233.40 | 26,639.72 |
| 1,053.33 | 611.40 | 595.32 | 568.06 | 630.41 | 603.29 | 543.08 | 586.80 | 737.84 | 8,954.36 |
| - | - | - | - | - | - | - | - | - | - |
| 348.39 | 322.88 | 238.74 | 168.29 | 666.34 | 286.28 | 774.15 | 520.53 | 640.47 | 5,754.79 |
| 604.83 | 347.77 | 245.51 | 219.46 | 237.94 | 245.02 | 301.58 | 375.65 | 434.66 | 3,982.94 |
| 170.29 | 335.50 | 16.91 | 96.64 | 339.21 | 342.54 | 697.64 | 302.10 | 326.30 | 3,108.95 |
| 683.23 | 473.57 | 272.33 | 421.54 | 517.71 | 506.31 | 387.25 | 268.00 | 518.21 | 6,168.12 |
| 407.50 | 333.10 | 222.40 | 198.85 | 201.62 | 220.45 | 204.89 | 294.84 | 379.71 | 3,793.30 |
| 387.96 | 263.30 | 159.87 | 311.55 | 382.27 | 370.44 | 379.53 | 325.26 | 485.63 | 4,393.20 |
| 2,716.76 | 1,542.29 | 2,213.00 | 1,716.03 | 2,146.36 | 1,535.10 | 1,485.03 | 1,868.37 | 2,413.00 | 23,571.66 |
| 1,150.06 | 812.36 | 1,822.90 | 2,024.08 | 2,162.23 | 2,177.16 | 1,495.33 | 121.95 | 911.66 | 16,503.99 |
| 758.35 | 821.51 | 950.11 | 1,168.44 | 1,173.13 | 1,181.86 | 666.26 | 695.22 | 796.35 | 10,665.90 |
| - | - | - | - | - | - | - | - | - | - |
| 206.22 | 189.52 | 184.28 | 195.13 | 193.09 | 196.04 | 192.29 | 193.99 | 294.79 | 2,427.47 |
| 730.31 | 537.05 | 414.11 | 421.99 | 435.98 | 448.71 | 396.39 | 428.88 | 798.21 | 7,831.02 |
| 467.53 | 369.78 | 527.31 | 276.95 | 439.66 | 175.44 | 440.31 | 294.28 | 521.09 | 4,796.63 |
| 338.54 | 507.13 | 775.76 | 1,253.94 | 1,765.13 | 1,317.86 | 912.89 | 438.68 | 472.09 | 9,249.63 |
| 311.62 | 159.78 | 298.47 | 298.47 | 480.10 | 349.12 | 363.35 | 426.96 | 437.33 | 4,190.47 |
| 276.54 | 246.16 | 207.53 | 188.85 | 101.76 | 65.64 | 325.24 | 345.65 | 442.47 | 3,627.92 |
| 360.74 | 372.27 | 319.15 | 252.26 | 172.18 | 245.19 | 250.21 | 317.29 | 403.55 | 3,965.62 |
| 321.63 | 98.24 | 118.22 | 75.75 | 72.73 | 75.40 | 67.83 | 129.65 | 318.83 | 2,447.86 |
| 697.80 | 122.40 | 261.28 | 302.52 | 473.73 | 286.97 | 299.44 | 794.97 | 962.76 | 6,961.69 |
| - | 2,765.36 | - | 301.98 | 291.92 | 263.98 | 495.89 | 387.20 | 502.77 | 5,009.10 |
| 434.33 | - | - | 599.33 | 330.00 | 165.00 | 165.00 | 165.00 | 165.00 | 3,326.65 |
| - | - | - | - | - | - | - | - | - | - |
| 30,016.41 | 31,393.35 | 30,716.96 | 32,450.03 | 32,883.50 | 30,938.70 | 30,305.90 | 31,418.17 | 33,014.76 | 371,061.10 |
| - | - | - | - | - | - | - | - | - | - |
| 2,082.16 | 1,018.53 | 1,399.06 | 449.19 | 1,615.36 | 741.93 | 1,702.41 | 1,361.88 | 1,450.41 | 16,167.28 |
| 2,756.47 | 302.39 | 126.12 | - | - | 199.20 | - | - | - | 4,333.58 |
| 5,854.71 | 5,607.51 | 927.64 | 562.40 | 457.10 | 473.12 | 1,176.17 | 2,236.06 | 5,176.39 | 47,486.17 |
| 2,374.32 | 2,544.62 | 2,390.53 | 2,431.55 | 2,511.76 | 2,444.37 | 2,442.05 | 2,482.83 | 2,063.30 | 28,883.61 |
| 1,216.01 | 1,216.01 | 1,290.41 | 1,216.01 | 70.00 | 70.00 | 70.00 | 1,216.01 | 1,216.01 | 11,049.35 |
| 22.92 | 784.27 | 256.41 | - | 385.31 | 714.52 | 126.07 | 147.05 | - | 3,053.94 |
| 1,483.15 | 1,003.67 | 98.08 | 621.60 | 221.50 | 89.00 | 510.53 | 237.00 | 342.65 | 6,041.96 |
| - | - | - | - | - | - | - | - | - | - |
| - | - | - | - | - | - | - | - | - | - |
| 1,476.33 | 3,259.21 | 3,215.85 | 2,662.03 | 564.76 | 3,097.54 | 5,739.54 | 2,985.83 | 6,413.82 | 41,677.93 |
| 95.96 | 69.41 | 165.61 | 2,978.20 | 1,401.75 | 296.00 | 2,352.00 | 2,324.50 | 273.84 | 11,812.23 |
| 48.27 | - | 1,047.98 | 2,900.52 | 876.76 | 76.76 | 444.44 | - | 111.25 | 5,728.21 |
| - | 136.38 | 21.70 | - | - | - | 156.90 | 575.80 | 183.84 | 1,400.21 |
| 440.00 | 173.19 | 2,014.37 | - | - | - | 768.08 | 210.87 | 625.00 | 9,111.20 |
| - | - | - | - | - | - | - | - | - | - |
| 388.80 | 4,720.88 | 11,611.15 | 23,220.61 | 8,704.73 | 5,199.52 | 15,924.69 | 13,463.55 | (16,988.14) | 79,381.24 |

| | | | | | | | | | |
|------------|-----------|-----------|-----------|-----------|-----------|-----------|-----------|-----------|-------------------|
| - | - | - | - | - | - | - | - | - | - |
| 8,119.71 | 3,749.84 | 200.00 | 1,635.60 | 200.00 | 6,707.74 | 1,765.00 | 450.00 | 2,695.00 | 31,303.30 |
| 4,360.30 | 1,641.66 | 100.00 | 795.00 | 2,744.61 | 1,248.30 | 440.10 | 1,118.87 | - | 20,164.49 |
| 2,120.91 | 370.85 | 420.88 | 999.02 | 2,049.09 | - | 573.71 | 142.79 | 249.26 | 7,739.88 |
| 460.00 | 4,120.19 | (398.50) | - | 215.00 | - | 1,115.46 | 324.42 | - | 9,171.52 |
| 123.97 | 123.97 | 123.97 | 124.70 | 124.70 | 124.70 | 124.78 | 124.78 | - | 1,367.96 |
| - | - | - | - | - | - | - | - | - | (30.71) |
| 71.66 | 71.66 | 71.66 | 73.50 | 73.79 | 141.91 | 5.38 | 73.73 | 73.69 | 872.47 |
| (1,275.81) | 1,275.81 | - | - | - | 909.00 | 216.00 | 60.51 | - | 1,753.56 |
| 911.45 | 1,057.66 | 140.98 | 684.29 | 339.03 | 968.14 | 273.50 | 2,007.96 | 20,252.35 | 37,444.97 |
| 764.31 | 183.69 | 170.11 | 177.51 | 177.06 | 582.34 | 110.36 | 316.60 | 191.93 | 4,728.75 |
| 1,632.00 | 1,856.00 | 1,734.00 | 1,856.00 | 1,858.00 | 1,734.00 | 1,680.00 | 1,962.00 | 2,036.00 | 21,648.00 |
| 19,246.04 | 16,677.02 | 14,216.35 | 10,538.64 | 14,912.72 | 14,362.07 | 13,895.35 | 12,408.81 | 17,101.94 | 168,128.14 |
| 7,494.55 | 3,852.50 | 2,959.46 | 6,726.06 | 6,748.91 | 4,812.74 | 6,475.02 | 4,895.73 | 4,723.45 | 65,520.51 |
| 48,407.66 | 44,720.00 | 43,475.22 | 65,312.11 | 56,311.50 | 52,258.41 | 51,532.95 | 35,235.22 | 36,356.43 | 592,643.02 |
| 2,345.96 | 1,417.20 | 2,209.35 | 2,529.85 | 2,599.81 | 1,851.22 | 1,225.44 | 3,456.52 | 1,915.38 | 26,811.94 |
| - | - | - | - | - | - | - | - | - | - |
| - | - | - | - | - | - | - | - | - | - |
| 475.44 | 1,330.00 | 826.50 | 400.00 | 800.00 | 800.00 | - | 400.00 | 400.00 | 5,881.94 |
| - | - | - | - | - | - | - | - | - | - |
| - | - | - | - | - | - | - | - | - | - |
| 3,242.93 | 3,701.18 | 5,025.62 | 6,753.09 | 5,966.31 | 4,785.16 | 3,777.37 | 3,491.55 | 2,807.06 | 48,541.22 |
| 74.52 | 116.48 | 447.37 | 881.46 | 117.04 | 351.81 | 318.45 | 104.50 | 310.01 | 3,377.69 |
| 28.98 | 33.28 | 45.87 | 41.79 | 50.16 | 58.52 | 50.16 | 29.26 | 25.08 | 432.20 |
| 25,224.24 | 32,105.13 | 34,896.71 | 46,336.39 | 46,112.41 | 39,686.70 | 28,958.18 | 25,129.07 | 24,166.11 | 366,060.33 |
| - | - | - | - | - | - | - | - | - | - |
| - | 882.00 | - | - | - | - | - | - | 882.00 | 1,764.00 |
| - | - | - | - | - | - | - | - | - | - |
| 948.58 | 1,121.05 | 1,293.52 | 1,638.46 | 1,724.69 | 1,379.75 | 1,034.81 | 778.71 | 973.39 | 13,480.00 |
| - | - | - | - | - | - | - | - | - | - |
| 3,292.91 | 3,864.98 | 4,402.17 | 4,869.60 | 6,051.78 | 5,071.97 | 3,811.18 | 3,191.59 | 2,615.23 | 46,122.27 |
| 34.88 | - | 34.88 | 34.88 | 108.06 | 36.02 | 36.02 | 72.04 | 36.02 | 462.56 |
| - | - | - | - | - | - | - | - | - | - |
| - | - | - | - | - | - | - | - | - | - |
| - | 6,451.12 | - | - | - | 6,629.51 | - | - | - | 13,080.63 |
| - | - | - | - | - | - | - | - | - | - |
| - | - | - | - | - | - | - | - | - | - |
| 2,157.86 | 2,284.79 | 2,665.59 | 3,614.04 | 3,291.36 | 2,656.23 | 1,878.79 | 1,360.51 | 1,619.65 | 25,705.05 |
| - | 8,601.50 | 4,341.05 | - | - | 18,120.68 | 9,100.38 | 806.30 | 13.03 | 49,082.94 |
| - | - | - | - | - | - | - | - | - | - |
| 55.89 | - | 74.52 | 55.89 | 93.17 | 37.26 | 37.26 | 37.26 | 18.63 | 503.03 |
| - | - | 137.17 | - | - | 274.34 | - | 137.17 | - | 685.85 |
| 27,988.62 | 32,858.43 | 39,391.36 | 51,448.43 | 47,162.54 | 42,973.01 | 28,219.39 | 25,336.06 | 21,497.47 | 390,600.26 |
| 1,117.18 | 4,490.07 | 925.31 | 1,680.15 | 4,808.93 | 628.90 | 1,197.28 | 668.64 | 3,150.62 | 25,393.18 |
| - | - | - | - | - | - | - | - | - | - |

| | | | | | | | | | |
|-------------------|-------------------|-------------------|-------------------|-------------------|-------------------|-------------------|-------------------|-------------------|---------------------|
| - | - | - | - | - | - | - | - | - | - |
| - | - | - | - | - | - | - | - | - | 891.00 |
| - | - | - | - | - | - | - | - | - | - |
| 130.41 | 260.83 | 298.13 | 335.38 | 447.17 | 298.10 | 316.75 | 149.04 | 167.67 | 3,167.39 |
| - | 137.17 | - | - | - | - | - | - | - | 137.17 |
| 6.21 | 18.68 | 18.68 | 37.62 | 37.82 | 28.25 | 12.78 | 12.78 | 25.90 | 292.14 |
| 457.03 | 883.80 | 531.02 | 527.63 | 703.51 | 636.87 | 716.40 | 684.57 | 716.40 | 8,071.97 |
| 257.67 | 824.53 | 1,545.98 | 1,391.38 | 1,752.11 | 582.98 | 1,854.93 | 423.99 | 264.99 | 9,104.69 |
| 18,454.35 | 20,731.89 | 16,813.20 | 18,104.64 | 17,451.16 | 19,845.81 | 21,711.25 | 19,216.46 | 18,328.91 | 227,664.09 |
| - | - | - | - | - | - | - | - | - | - |
| 15,719.09 | 4,837.16 | 7,946.88 | 6,982.31 | 9,774.45 | 6,363.91 | 10,245.69 | 8,783.37 | 15,114.85 | 115,975.36 |
| 1,230.60 | - | 912.80 | 983.60 | - | 302.40 | 520.52 | 345.60 | 345.60 | 5,553.75 |
| 6,696.10 | 5,969.70 | 5,505.95 | 15,787.95 | 11,776.16 | 10,260.22 | 13,645.89 | 12,403.20 | 17,157.24 | 114,896.71 |
| 3,451.20 | 1,512.73 | 1,287.40 | 2,128.00 | 1,854.60 | 1,600.05 | 872.40 | 4,008.72 | 2,599.40 | 25,896.70 |
| 177.62 | 599.81 | - | (50.00) | 1,169.75 | 3,523.94 | - | 208.45 | - | 6,564.97 |
| 324.74 | 3,483.07 | 1,213.92 | 6,431.44 | 3,927.57 | 1,348.53 | 521.83 | 980.18 | 384.04 | 26,161.20 |
| 7,799.86 | 7,853.19 | 6,901.53 | 7,270.12 | 8,148.90 | 6,320.55 | 6,693.57 | 6,653.19 | 6,439.96 | 85,781.49 |
| (27,197.50) | (29,089.50) | (25,388.00) | (29,275.95) | (27,296.50) | (23,999.25) | (26,955.50) | (20,586.50) | (21,747.00) | (307,762.95) |
| - | - | - | - | - | 1,388.20 | - | - | - | 1,388.20 |
| - | - | - | - | - | 6,272.00 | - | - | - | 6,272.00 |
| - | - | - | - | - | 172.00 | - | 39.50 | - | 211.50 |
| - | - | - | - | - | - | - | - | - | - |
| - | - | - | - | - | - | - | - | - | - |
| 10,673.27 | 9,569.65 | 3,675.07 | 4,932.70 | 6,607.17 | 6,573.24 | 6,623.90 | 13,373.57 | 16,077.89 | 95,309.29 |
| 24,181.28 | 29,004.46 | 32,369.99 | 42,832.53 | 40,689.27 | 36,210.40 | 26,424.34 | 22,077.03 | 22,135.43 | 348,949.30 |
| 3,155.27 | 1,755.87 | 1,784.91 | 4,226.67 | 5,338.08 | 4,500.72 | 3,044.95 | 1,515.23 | 3,914.34 | 33,962.95 |
| 1,254.57 | 1,572.69 | 682.54 | 1,653.32 | 1,362.76 | 1,622.69 | 682.54 | 712.53 | 4,205.94 | 17,705.24 |
| 6,955.40 | 1,443.60 | 2,643.96 | 321.08 | 13.84 | 1,361.78 | - | 1,068.22 | 1,216.25 | 20,037.93 |
| 9,559.60 | 15,819.53 | 20,455.54 | 16,553.89 | 14,325.30 | 19,009.74 | 21,226.73 | 34,785.60 | 37,092.83 | 239,377.52 |
| 579,276.42 | 607,987.00 | 611,513.31 | 766,318.36 | 671,083.46 | 766,068.95 | 640,743.86 | 572,755.62 | 574,359.80 | 7,452,776.99 |
| 31,663.68 | 32,395.21 | 28,079.99 | 32,175.61 | 30,447.05 | 29,897.92 | 27,817.41 | 22,962.51 | 18,592.24 | 339,563.84 |
| - | - | - | - | - | - | - | - | - | - |
| 10,349.13 | 9,482.44 | 9,409.70 | 9,662.69 | 10,183.82 | 9,409.43 | 10,387.59 | 9,785.09 | 8,104.31 | 115,210.22 |
| 1,154.47 | 6,742.72 | 2,904.58 | 6,130.83 | 5,884.29 | 7,499.47 | 2,299.88 | 6,855.25 | 12,095.98 | 69,825.74 |
| 139.00 | 3,185.07 | 1,613.17 | 33.08 | 1,323.17 | 861.88 | 1,401.83 | 146.20 | 3,880.21 | 17,300.41 |
| 208.50 | 938.25 | 49.22 | 784.12 | 1,678.86 | 70.00 | - | 838.74 | 358.90 | 9,927.59 |
| 15,387.30 | 1,172.96 | 765.12 | 662.89 | 1,137.34 | 4,966.10 | 4,197.47 | 2,663.76 | 4,088.60 | 51,198.31 |
| - | - | - | - | - | - | - | - | - | - |
| 27,839.17 | 35,840.82 | 37,356.55 | 30,722.27 | 33,382.00 | 28,947.37 | 36,545.04 | 29,306.21 | 28,351.14 | 399,090.68 |
| 6,146.88 | 4,037.77 | 1,003.56 | 746.61 | 432.62 | 960.77 | 5,223.35 | 2,799.58 | 1,278.05 | 23,678.13 |
| - | - | - | - | - | - | - | 156.44 | - | 156.44 |
| - | - | - | - | - | - | - | - | - | - |
| - | - | - | - | - | - | - | - | - | - |
| 2,820.67 | 3,003.03 | 412.39 | 184.71 | 5,047.18 | 1,668.95 | 3,031.44 | 2,550.54 | 1,789.69 | 24,746.69 |

| | | | | | | | | | |
|-------------|-------------|-------------|-------------|-------------|-------------|-------------|-------------|-------------|---------------------|
| - | - | - | - | - | - | - | - | - | - |
| 4,715.78 | 4,662.65 | 3,948.25 | 4,839.12 | 3,637.63 | 4,475.64 | 6,677.87 | 5,797.76 | 3,312.95 | 55,729.66 |
| - | - | - | - | - | - | - | - | - | - |
| 18,105.97 | 3,645.99 | 1,274.66 | 1,153.17 | 2,371.54 | 1,161.92 | 262.06 | 1,714.75 | 1,715.18 | 35,484.22 |
| 5,598.28 | 15,521.56 | 8,536.94 | 15,774.54 | 4,493.69 | 6,418.26 | 6,907.44 | 12,261.83 | 4,649.00 | 98,770.75 |
| 126.26 | - | 346.16 | (66.83) | 72.52 | - | - | - | - | 797.72 |
| - | - | - | 914.06 | - | - | - | - | - | 914.06 |
| 1,021.43 | 1,501.00 | 984.12 | 316.27 | 1,187.24 | 1,653.77 | 236.06 | 5,881.19 | 6,704.47 | 23,677.36 |
| 1,414.90 | 651.18 | 1,439.62 | 15,441.07 | 7,095.79 | 5,571.71 | 7,436.03 | 422.28 | 4,443.68 | 46,445.82 |
| 79.16 | 1,794.82 | 1,146.61 | - | 114.38 | 1,359.76 | - | - | 2,189.55 | 9,028.30 |
| - | 115.43 | 2,368.47 | 375.04 | 524.16 | 391.19 | 3,255.91 | - | 181.30 | 12,453.48 |
| - | - | - | - | 354.05 | - | - | 194.41 | 508.82 | 3,650.13 |
| - | - | - | - | - | 579.60 | - | - | - | 579.60 |
| - | - | - | - | - | 12,180.32 | - | - | - | 14,035.72 |
| - | - | - | - | - | 419.88 | - | - | - | 419.88 |
| - | - | - | - | - | 272.00 | - | - | - | 272.00 |
| - | - | - | - | - | 6,015.60 | - | - | - | 6,015.60 |
| - | - | - | - | - | - | - | - | - | - |
| - | - | - | - | - | 1,711.12 | - | - | - | 1,711.12 |
| - | - | - | - | - | 1,537.00 | - | - | - | 1,537.00 |
| - | - | - | - | - | 107.00 | - | - | - | 107.00 |
| - | - | - | - | - | 179.00 | - | - | - | 179.00 |
| - | - | - | - | - | - | - | - | - | - |
| - | - | - | - | - | - | - | - | - | - |
| 4,960.36 | 5,550.11 | 4,260.23 | 9,631.08 | 8,108.09 | 4,298.26 | 5,230.03 | 2,012.37 | 5,767.27 | 71,406.30 |
| 9,472.00 | 13,470.20 | 11,108.36 | 10,933.24 | 11,495.28 | 8,780.24 | 9,817.41 | 10,850.46 | 9,214.54 | 123,430.19 |
| - | - | - | - | - | - | - | - | - | 2,170.91 |
| - | - | - | - | - | - | - | - | - | - |
| 601.74 | 657.44 | - | - | 592.10 | - | 136.32 | 32.81 | - | 2,377.00 |
| - | - | - | - | - | - | - | - | - | - |
| (45,011.25) | (62,835.25) | (52,208.50) | (50,102.25) | (56,570.50) | (49,301.00) | (53,319.75) | (47,531.50) | (35,851.40) | (560,973.40) |
| (3,610.00) | (7,504.25) | (6,305.25) | (6,767.25) | (8,410.50) | (7,355.25) | (6,423.75) | (6,352.50) | (5,344.50) | (70,181.00) |
| - | - | (712.50) | - | (1,653.00) | (1,083.00) | (1,539.00) | - | - | (5,272.50) |
| - | - | - | - | - | - | - | - | (4,305.02) | (6,886.67) |
| 70.00 | 1,000.55 | 166.62 | - | 162.00 | 1,969.76 | 1,860.52 | 1,008.75 | 2,860.88 | 12,554.56 |
| 65,522.26 | 12,776.41 | 64,331.05 | 7,306.59 | 21,327.77 | 39,437.51 | 42,172.66 | 31,928.89 | 47,316.15 | 419,200.86 |
| 50,322.37 | 96,678.45 | 109,927.47 | 95,757.49 | 61,856.23 | 96,026.25 | 90,293.98 | 21,741.59 | 6,769.66 | 654,861.21 |
| 53,814.95 | 72,800.61 | 1,794.65 | 5,659.90 | 32,634.35 | 4,110.24 | 35,410.31 | 14,558.94 | 3,991.90 | 230,486.31 |
| 6,104.41 | 7,635.96 | 7,620.35 | 5,328.72 | 10,440.53 | 13,176.09 | 12,652.88 | 19,179.62 | 7,344.27 | 131,037.34 |
| 14.89 | 14.89 | 14.89 | 14.89 | 15.71 | 16.21 | 16.21 | 65.25 | 215.66 | 433.27 |
| - | - | - | - | - | - | - | - | - | - |
| - | - | - | - | - | - | - | - | - | - |
| - | - | - | - | - | - | - | - | - | - |
| 6,689.21 | (6,069.03) | 1,435.35 | 2,465.10 | 1,578.84 | (3,625.04) | 7,390.91 | (2,208.47) | (384.56) | (0.00) |
| - | - | - | - | - | - | - | - | - | - |

| | | | | | | | | | |
|-------------------|-------------------|-------------------|-------------------|-------------------|-------------------|-------------------|-------------------|-------------------|---------------------|
| (1,968.59) | (1,476.69) | 6,436.20 | (495.00) | (2,628.13) | (1,074.00) | 4,775.85 | (6,581.60) | (1,040.43) | (0.00) |
| 14.89 | 14.89 | 14.89 | 14.89 | 15.58 | 16.21 | 16.21 | 16.21 | 16.21 | 184.65 |
| 28,593.76 | 37,693.95 | 120,884.04 | 53,202.74 | 103,706.32 | 86,072.33 | 72,752.00 | 74,190.14 | 45,088.40 | 735,701.55 |
| - | - | - | - | - | - | - | - | - | - |
| 1,302.76 | 1,744.72 | 2,017.63 | 1,774.09 | 1,673.40 | 962.67 | 3,270.33 | 1,197.64 | 2,248.62 | 23,050.67 |
| - | - | - | - | - | - | - | - | - | - |
| 5,061.69 | 1,913.59 | 1,616.60 | 1,165.74 | 1,261.45 | 2,703.64 | 1,808.39 | 2,449.20 | 12,246.96 | 62,709.50 |
| 3,918.70 | 4,941.96 | 5,128.48 | 3,265.33 | 6,812.79 | 405.61 | 7,976.17 | 4,756.62 | 14,969.98 | 70,678.94 |
| - | 5,770.46 | 11,141.19 | 12,259.76 | 4,763.60 | - | - | - | 240.00 | 34,175.01 |
| 19,920.20 | 4,524.50 | 6,965.08 | 6,529.03 | 6,074.47 | 6,910.44 | 9,677.00 | 10,451.83 | 3,879.76 | 101,940.03 |
| - | - | - | - | - | - | - | - | - | - |
| - | - | - | - | - | - | - | - | - | - |
| 3,864.00 | 4,366.00 | 4,494.38 | 4,276.00 | 4,116.00 | 4,502.16 | 3,912.00 | 4,824.00 | 4,922.00 | 52,062.85 |
| - | - | - | - | - | - | - | - | - | - |
| 19,364.44 | 19,489.23 | 16,409.70 | 15,822.04 | 16,659.28 | 16,369.39 | 15,141.61 | 11,977.39 | 9,333.51 | 178,755.44 |
| - | - | - | - | - | - | - | - | - | - |
| 2,451.86 | 3,532.55 | 1,724.06 | 2,969.99 | 4,057.46 | 2,895.65 | 3,628.75 | 2,914.09 | 3,714.35 | 36,223.78 |
| - | - | - | - | - | - | - | - | - | - |
| 1,386.07 | 1,504.72 | 921.46 | 990.38 | 1,519.09 | 772.00 | 1,589.49 | 283.24 | 925.38 | 13,067.90 |
| 964.54 | 489.76 | 259.93 | 196.10 | 157.50 | 185.24 | 260.08 | 486.32 | 1,065.22 | 7,842.10 |
| 3,082.51 | 2,365.25 | 1,922.26 | 2,624.48 | 2,710.63 | 2,363.04 | 2,109.12 | 2,867.68 | 3,495.76 | 35,336.72 |
| 3,302.24 | 3,353.27 | 3,522.44 | 3,444.96 | 3,474.77 | 3,488.84 | 3,465.41 | 3,224.00 | 3,467.40 | 41,565.11 |
| 27,499.28 | 32,514.52 | 22,438.43 | 39,653.93 | 30,301.41 | 28,657.22 | 19,035.43 | 48,682.94 | 42,217.61 | 381,630.94 |
| 10,900.95 | 6,371.73 | 14,178.43 | 7,929.99 | 6,995.94 | 8,275.24 | 5,258.09 | 15,507.17 | 20,329.36 | 122,662.09 |
| - | - | - | - | - | - | - | 232.80 | - | 232.80 |
| 405,380.82 | 387,981.40 | 463,147.03 | 355,701.21 | 382,615.79 | 398,271.61 | 414,054.04 | 327,102.42 | 306,959.01 | 4,264,970.93 |
| 288.35 | 601.55 | 1,744.54 | 3,904.72 | 207.15 | 2,820.22 | 768.66 | 195.43 | 726.28 | 12,890.29 |
| 1,647.81 | 2,127.64 | 1,903.43 | 1,767.90 | 1,840.74 | 1,703.05 | 1,854.07 | 1,969.44 | 1,291.47 | 20,385.28 |
| 168.00 | - | - | - | - | 4,319.80 | - | - | - | 4,487.80 |
| 101,798.84 | 113,107.80 | 105,677.73 | 102,986.86 | 101,871.55 | 94,975.12 | 107,323.28 | 92,528.24 | 80,852.16 | 1,207,888.66 |
| 1,129.39 | 2,633.13 | 3,378.84 | 5,215.07 | 5,330.42 | 7,987.76 | 19,727.03 | 11,121.78 | 45,561.24 | 105,969.89 |
| 105,032.39 | 118,470.12 | 112,704.54 | 113,874.55 | 109,249.86 | 111,805.95 | 129,673.04 | 105,814.89 | 128,431.15 | 1,351,621.92 |
| - | 22.50 | - | - | 1,133.86 | (1,156.36) | - | - | - | 0.00 |
| 6,350.07 | 5,752.77 | 5,027.01 | 7,464.32 | 7,492.71 | 7,312.45 | 8,707.94 | 5,833.50 | 2,067.65 | 68,327.35 |
| 5,122.44 | 2,518.83 | 5,190.13 | 2,797.63 | 3,573.96 | 5,141.59 | 2,654.04 | 3,686.92 | 5,029.00 | 46,658.71 |
| - | - | - | - | - | - | - | - | - | - |
| - | - | - | - | - | (289.91) | - | - | - | - |
| - | - | - | - | - | (27.61) | - | - | - | - |
| 220.88 | 82.83 | - | - | - | 27.61 | - | - | 82.83 | 2,208.80 |
| - | - | - | - | - | - | - | - | - | - |
| 93.78 | - | - | - | - | - | - | - | - | 625.53 |
| 16.50 | 22.00 | 115.50 | - | - | - | - | - | - | 231.00 |
| - | - | - | - | - | - | - | - | - | - |

| | | | | | | | | | |
|-------------------|-------------------|-------------------|-------------------|-------------------|-------------------|-------------------|-------------------|-------------------|---------------------|
| 4,408.49 | 5,314.06 | 5,827.41 | 5,775.03 | 6,782.64 | 5,889.07 | 5,848.75 | 5,896.50 | 5,223.87 | 62,078.14 |
| 636.92 | 923.58 | 1,445.53 | 1,042.71 | 2,059.70 | 1,214.00 | 1,630.73 | 1,134.15 | 1,686.92 | 17,047.86 |
| - | - | - | - | 3,500.00 | (3,500.00) | - | - | - | - |
| 21,308.05 | 36,244.58 | 35,555.58 | 35,370.91 | 32,592.31 | 29,151.18 | 36,751.20 | 32,036.23 | 57,974.69 | 418,701.02 |
| - | - | 28.60 | - | - | 31.37 | 62.34 | - | - | 252.53 |
| 1.05 | 753.60 | 541.37 | 29.34 | 55.00 | 0.50 | 864.00 | 1,571.18 | 2,117.79 | 9,843.88 |
| - | 1,186.63 | 730.29 | 8,633.30 | 1,122.88 | - | - | - | - | 11,673.10 |
| 92,089.07 | 99,153.87 | 88,663.47 | 86,003.89 | 88,233.93 | 91,939.41 | 102,560.97 | 94,309.84 | 84,066.87 | 1,094,979.24 |
| 389.97 | 1,153.83 | 465.11 | 696.82 | 264.15 | 606.00 | 517.62 | 716.42 | 561.30 | 6,495.97 |
| 3,466.16 | 3,267.72 | 12,391.55 | 6,631.03 | 3,912.36 | 4,700.04 | 4,506.14 | 6,890.10 | 9,038.03 | 64,574.63 |
| 134,103.38 | 156,396.80 | 155,981.55 | 154,444.98 | 150,723.50 | 141,039.34 | 164,103.73 | 152,074.84 | 167,848.95 | 1,803,697.76 |
| 16,660.22 | 14,961.98 | 12,635.22 | 17,214.96 | 15,037.60 | 14,851.23 | 16,952.45 | 15,097.87 | 13,810.48 | 184,571.03 |
| - | - | - | - | - | - | - | - | - | - |
| 63,275.31 | 66,679.87 | 56,679.37 | 55,255.26 | 57,084.20 | 60,728.23 | 62,953.48 | 59,875.31 | 52,579.13 | 724,044.73 |
| - | - | - | - | - | - | - | - | - | - |
| 10,878.99 | 14,034.17 | 12,351.05 | 12,406.49 | 10,760.32 | 10,199.29 | 12,949.03 | 12,911.87 | 11,257.67 | 145,560.22 |
| - | - | - | - | - | - | - | - | - | - |
| 48,339.18 | 35,172.51 | 40,147.69 | 37,683.52 | 41,781.39 | 40,918.02 | 47,228.79 | 42,584.53 | 39,157.52 | 499,166.87 |
| - | - | - | - | - | - | - | - | - | - |
| 2,827.53 | 3,379.72 | 2,270.55 | 2,905.23 | 3,461.98 | 3,985.04 | 1,969.76 | 2,143.76 | 2,862.91 | 36,100.65 |
| - | - | - | - | - | - | - | - | - | - |
| 868.25 | 302.86 | 24.99 | 665.69 | 132.03 | 24.99 | 166.23 | 24.99 | 24.99 | 3,822.43 |
| 303.74 | 406.11 | 442.53 | 415.45 | 461.09 | 349.67 | 362.04 | 422.97 | 326.25 | 4,504.14 |
| - | - | - | - | - | 476.40 | - | - | - | 476.40 |
| 807.20 | 6,450.00 | 3,454.20 | 524.82 | 4,704.28 | 3,804.68 | 4,276.05 | 3,707.64 | 3,008.84 | 46,804.07 |
| - | - | - | - | - | - | - | - | - | - |
| - | - | - | - | - | - | - | - | - | - |
| - | - | - | - | - | - | - | - | - | - |
| - | - | - | - | - | - | - | - | - | - |
| 27,382.06 | 35,321.03 | 27,382.06 | 27,382.06 | 27,790.75 | 27,790.75 | 27,790.75 | 27,790.75 | 27,790.75 | 338,567.14 |
| 819.95 | 819.95 | 819.97 | 820.97 | 824.15 | 824.15 | 824.17 | 824.16 | 824.93 | 9,863.68 |
| 3,712.05 | 3,532.20 | 3,949.30 | 4,842.60 | 4,580.58 | 4,185.57 | 3,460.94 | 3,400.35 | 3,200.63 | 44,959.63 |
| (62,150.74) | (64,237.98) | (57,817.75) | (53,279.32) | (69,689.52) | (60,542.10) | (62,735.58) | (42,341.02) | (40,323.72) | (716,019.97) |
| (74,590.14) | (70,541.39) | (67,454.67) | (83,087.20) | (76,584.17) | (78,387.04) | (78,294.57) | (72,745.47) | (58,084.30) | (890,609.72) |
| 31,461.07 | 25,943.92 | 26,025.79 | 18,812.26 | 36,887.62 | 14,290.81 | 12,106.54 | 41,417.04 | 17,965.54 | 302,170.44 |
| 29,064.63 | 56,392.37 | 56,463.63 | 56,463.63 | 56,463.66 | 56,463.70 | 57,252.45 | 56,630.29 | 56,763.72 | 651,282.30 |
| 386.19 | 386.19 | 386.19 | 386.19 | 386.19 | 2,055.19 | 386.19 | 386.19 | 386.19 | 6,303.22 |
| - | - | - | - | - | - | - | - | - | - |
| 110,420.17 | 110,420.17 | 110,420.17 | 110,420.17 | 110,420.17 | 110,420.17 | 110,420.17 | 110,420.17 | 279,576.13 | 1,494,198.00 |
| 21,738.18 | 27,805.82 | 16,900.27 | 27,239.50 | 26,572.61 | 21,257.07 | 21,349.08 | 26,784.89 | 20,921.27 | 278,105.47 |
| - | - | - | - | - | - | - | - | - | - |
| 11,419.27 | 21,844.75 | 21,844.75 | 21,844.75 | 21,844.75 | 21,844.75 | 21,844.75 | 21,844.75 | 91,200.60 | 331,492.85 |
| - | - | - | - | - | 71.76 | 5,428.53 | 711.48 | - | 6,211.77 |

| | | | | | | | | | |
|--------------------|--------------------|--------------------|--------------------|--------------------|--------------------|--------------------|--------------------|--------------------|---------------------|
| 150,216.58 | 135,421.05 | 152,905.68 | 143,254.88 | 125,574.40 | 143,844.78 | 147,219.89 | 150,554.16 | 113,308.19 | 1,717,300.65 |
| - | - | 13,017.25 | - | - | - | - | - | 12,658.07 | 25,675.32 |
| 17,791.97 | 17,655.09 | 12,318.76 | 18,611.50 | 18,012.16 | 17,785.58 | 17,639.40 | 17,804.31 | 17,676.86 | 210,104.98 |
| 3,259.50 | 3,286.00 | 1,427.97 | 3,235.00 | 3,282.00 | 3,312.50 | 3,284.00 | 3,259.50 | 3,286.00 | 37,378.47 |
| - | - | - | - | - | - | - | - | - | - |
| (548.14) | 629.20 | 292.83 | 224.25 | 526.21 | 323.25 | 745.67 | 489.79 | 417.83 | 4,897.33 |
| 8.44 | 2,730.47 | (26.17) | (275.12) | 520.00 | 150.00 | (35.00) | 100.89 | 540.00 | 3,812.19 |
| (1,183.50) | (95.00) | 788.96 | 135.00 | 918.29 | - | - | 900.00 | 2,225.46 | 5,308.21 |
| - | 4,120.62 | - | - | - | 350.00 | 5,762.60 | 1,099.80 | 1,423.24 | 16,356.26 |
| - | - | - | - | - | - | - | - | - | - |
| 2,994.70 | 1,091.25 | 1,144.48 | 3,010.25 | 5,761.78 | - | 1,965.38 | - | - | 23,009.83 |
| 3,271.41 | 11,257.48 | 3,100.06 | 3,751.42 | 2,163.86 | 2,788.73 | 15,361.55 | 11,956.18 | 2,283.08 | 60,664.00 |
| - | - | 30,587.00 | - | - | 6,177.00 | - | - | (20,376.00) | 26,727.00 |
| 12,905.02 | 12,905.02 | 12,904.96 | 12,904.96 | 8,403.04 | 10,653.99 | 12,806.01 | 13,590.01 | 13,589.99 | 149,378.00 |
| 3,780.44 | 2,581.99 | 2,966.18 | 5,220.93 | 75.00 | 7,108.08 | 3,939.38 | 1,050.40 | 2,384.94 | 46,090.65 |
| 3,277.59 | 2,662.05 | 2,488.05 | 2,646.80 | 3,082.30 | 2,462.55 | 2,606.84 | 2,153.20 | 2,838.87 | 31,771.68 |
| 1,624.17 | 1,474.17 | 2,674.13 | 1,816.45 | 1,601.67 | 1,551.67 | 1,451.67 | 4,205.38 | 5,647.48 | 27,152.36 |
| 1,076.59 | 3,397.12 | 1,249.64 | 7.34 | - | - | 2,246.00 | 1,007.87 | 1,292.86 | 33,504.60 |
| 79.25 | 169.90 | 154.00 | 326.56 | 19.52 | 9.46 | 112.68 | 194.12 | 114.11 | 2,189.58 |
| 1,240.00 | 0.01 | (972.02) | 2.50 | - | (841.06) | 480.59 | 298.42 | - | 700.44 |
| - | - | - | - | - | - | - | - | - | - |
| 301.25 | 2,342.25 | 1,727.75 | 208.75 | 100.00 | 1,671.74 | 649.93 | 355.27 | 466.00 | 8,850.69 |
| - | - | - | - | - | - | - | - | - | - |
| 100.00 | 100.00 | 100.00 | 100.00 | 100.00 | 100.00 | 100.00 | 100.00 | 100.00 | 1,000.00 |
| 5,297.98 | 2,052.94 | 2,048.07 | 2,047.03 | 3,512.52 | 2,436.85 | 1,901.12 | 2,080.46 | 3,915.64 | 33,117.19 |
| - | - | - | - | - | - | - | - | - | - |
| - | - | - | - | - | - | - | - | - | - |
| - | - | - | - | - | - | - | - | - | - |
| - | - | - | - | - | - | - | - | - | - |
| 449,116.36 | 492,855.86 | 507,822.89 | 456,145.53 | 446,572.43 | 455,497.45 | 484,928.96 | 523,092.28 | 687,042.15 | 5,966,564.78 |
| 41,854.95 | 44,048.23 | 38,011.83 | 37,154.17 | 38,835.42 | 39,053.63 | 44,513.01 | 39,467.72 | 37,128.11 | 487,393.83 |
| - | 57.31 | 17.99 | 241.11 | - | - | 525.00 | 57.49 | 84.48 | 999.76 |
| - | - | - | 243.36 | - | - | - | - | - | 243.36 |
| 73.80 | 33.16 | - | 81.51 | - | 36.50 | 28.50 | 40.00 | - | 293.47 |
| - | - | - | - | - | - | - | - | - | - |
| 2,484.61 | 2,426.72 | 2,717.99 | 2,660.23 | 2,391.64 | 2,392.54 | 2,691.68 | 2,449.62 | 1,881.01 | 29,302.37 |
| 1,805.89 | 1,924.77 | 1,903.62 | 1,866.90 | 1,866.90 | 1,866.90 | 1,869.40 | 1,869.40 | 2,843.79 | 23,569.53 |
| 46,647.56 | 56,773.74 | 46,881.65 | 44,429.65 | 45,444.67 | 39,780.22 | 47,905.54 | 54,876.01 | 69,316.64 | 590,309.93 |
| 92,866.81 | 105,263.93 | 89,533.08 | 86,676.93 | 88,538.63 | 83,129.79 | 97,533.13 | 98,760.24 | 111,254.03 | 1,132,112.25 |
| 22,845.00 | 24,619.00 | 23,227.00 | 23,292.00 | 24,267.00 | 24,124.00 | 23,805.00 | 23,189.00 | 23,161.00 | 286,937.00 |
| (83,765.00) | (85,155.00) | (75,756.00) | (66,317.00) | (61,731.00) | (72,742.00) | (71,776.00) | (75,451.00) | (62,784.00) | (892,609.00) |
| - | - | - | - | - | - | - | - | - | - |
| (60,920.00) | (60,536.00) | (52,529.00) | (43,025.00) | (37,464.00) | (48,618.00) | (47,971.00) | (52,262.00) | (39,623.00) | (605,672.00) |

| | | | | | | | | | |
|---------------------|---------------------|---------------------|---------------------|---------------------|---------------------|---------------------|---------------------|---------------------|-----------------------|
| 1,704,856.18 | 1,808,419.11 | 1,888,173.40 | 1,890,136.56 | 1,811,319.67 | 1,907,195.09 | 1,883,065.76 | 1,727,338.29 | 1,936,272.09 | 21,366,072.63 |
| 629,901.38 | 630,903.97 | 632,234.89 | 633,374.75 | 686,475.29 | 638,225.43 | 638,255.64 | 651,782.71 | 741,905.01 | 7,778,293.93 |
| (849.62) | (849.62) | (849.62) | (849.62) | (849.62) | (849.62) | (849.62) | (849.62) | (849.62) | (10,195.44) |
| (14,167.87) | (14,167.87) | (14,167.87) | (14,167.87) | (14,167.87) | (14,167.88) | (14,166.71) | (14,166.72) | (14,166.71) | (170,114.69) |
| (1,402.52) | (1,402.51) | (1,402.52) | (1,402.51) | (1,402.51) | (1,402.52) | (1,402.52) | (1,402.51) | (1,402.52) | (16,830.18) |
| (9.59) | (9.59) | (9.59) | (9.59) | (9.59) | (9.59) | (9.59) | (9.59) | (9.59) | (115.08) |
| (474.66) | (474.67) | (474.66) | (474.67) | (474.66) | (474.67) | (474.66) | (474.67) | (474.66) | (5,695.98) |
| (529.61) | (529.61) | (529.61) | (529.59) | (529.60) | (529.59) | (529.60) | (529.59) | (529.60) | (6,355.23) |
| (471.32) | (471.32) | (471.32) | (471.32) | (471.32) | (471.32) | (471.32) | (471.32) | (471.33) | (6,138.34) |
| (548.34) | (548.34) | (548.34) | (548.34) | (548.34) | (548.34) | (548.34) | (548.34) | (548.34) | (7,223.31) |
| 611,447.85 | 612,450.44 | 613,781.36 | 614,921.24 | 668,021.78 | 619,771.90 | 619,803.28 | 633,330.35 | 723,452.64 | 7,555,625.68 |
| (101,652.71) | (102,106.21) | (102,307.58) | (105,154.55) | (153,405.34) | (106,774.57) | (104,991.77) | (105,184.71) | (108,348.10) | (1,293,120.62) |
| (101,652.71) | (102,106.21) | (102,307.58) | (105,154.55) | (153,405.34) | (106,774.57) | (104,991.77) | (105,184.71) | (108,348.10) | (1,293,120.62) |
| 21,157.80 | 20,384.27 | 21,711.79 | 21,671.34 | 21,624.92 | 21,625.11 | 21,462.26 | 29,161.45 | 27,280.64 | 268,992.42 |
| 177,213.62 | 177,214.49 | 177,213.62 | 177,214.50 | 177,213.61 | 177,214.51 | 177,213.61 | 177,213.61 | 177,214.50 | 2,122,372.23 |
| 198,371.42 | 197,598.76 | 198,925.41 | 198,885.84 | 198,838.53 | 198,839.62 | 198,675.87 | 206,375.06 | 204,495.14 | 2,391,364.65 |
| (5,273.67) | (5,273.67) | (5,273.67) | (5,273.67) | (5,273.67) | (5,273.67) | (5,273.67) | (5,273.67) | (5,273.67) | (63,284.04) |
| - | - | - | - | - | - | - | - | - | - |
| - | - | - | - | - | - | - | - | - | - |
| 443,385.56 | 484,580.89 | 463,376.07 | 463,376.08 | 463,376.08 | 461,908.67 | 472,734.10 | 382,043.68 | 458,583.17 | 5,409,859.85 |
| 11,702.88 | 12,546.43 | 11,316.56 | 12,279.46 | 11,398.05 | 10,869.24 | 12,069.25 | 10,958.47 | 11,499.26 | 136,886.85 |
| 50,039.90 | 53,646.74 | 48,388.06 | 52,505.35 | 47,642.18 | 44,410.35 | 49,301.41 | 43,724.92 | 45,277.29 | 572,821.05 |
| 42.49 | 149.73 | 140.58 | 136.33 | 39.86 | - | 62.71 | 77.97 | 1,463.65 | 6,327.17 |
| 306.05 | 211.94 | 198.95 | 181.29 | (689.33) | 18.66 | 59.64 | 69.39 | 1,284.99 | 8,861.33 |
| 15.06 | - | - | (8.12) | - | - | - | - | 192.90 | 1,959.42 |
| - | - | - | - | - | - | - | - | 84,303.00 | 84,303.00 |
| - | - | - | - | - | - | - | - | 1,258.00 | 1,258.00 |
| - | - | - | 232.75 | - | - | - | - | - | 232.75 |
| (2,003.63) | (2,003.63) | (2,003.63) | (2,178.23) | (2,178.23) | (2,178.23) | (2,178.23) | (2,178.23) | (2,178.23) | (25,091.16) |
| 503,488.31 | 549,132.10 | 521,416.59 | 526,524.91 | 519,588.61 | 515,028.69 | 532,048.88 | 434,696.20 | 601,684.03 | 6,197,418.26 |
| 503,607.50 | 549,251.29 | 521,535.78 | 526,644.10 | 519,707.80 | 515,147.88 | 532,168.07 | 434,815.39 | 598,028.22 | 6,195,073.54 |
| 8,440.85 | 70,207.12 | 67,383.49 | 509,107.17 | 303,753.92 | 167,650.90 | 93,336.66 | (44,192.24) | (398,030.65) | 953,691.00 |
| 1,381.01 | 27,890.15 | 26,768.45 | 202,245.53 | 120,667.86 | 66,600.22 | 37,078.47 | (17,555.59) | (242,255.05) | 294,723.58 |
| - | - | - | - | - | - | - | - | - | - |
| - | - | - | - | - | - | - | - | 595,569.00 | 595,569.00 |
| - | - | - | - | - | - | - | - | 139,321.00 | 139,321.00 |

| | | | | | | | | | |
|---------------------|---------------------|---------------------|---------------------|---------------------|---------------------|---------------------|---------------------|---------------------|----------------------|
| - | - | - | - | - | - | - | - | - | - |
| (2,753.00) | (2,753.00) | (2,753.00) | (2,753.00) | (2,753.00) | (2,753.00) | (2,753.00) | (2,753.00) | (2,753.00) | (33,036.00) |
| 7,068.86 | 95,344.27 | 91,398.94 | 708,599.70 | 421,668.78 | 231,498.12 | 127,662.13 | (64,500.83) | 91,851.30 | 1,950,268.58 |
| 2,918,306.24 | 3,155,564.80 | 3,206,114.45 | 3,828,640.03 | 3,460,758.36 | 3,360,285.18 | 3,250,990.48 | 2,826,780.69 | 3,444,133.43 | 38,104,345.14 |
| 152,420.42 | 74,678.69 | 316,447.61 | 719,787.04 | 1,176,802.64 | 733,044.27 | 535,630.06 | (4,367.66) | (104,991.17) | 3,762,331.33 |
| - | - | - | (16,876.94) | (71,549.09) | - | - | - | (60,989.74) | (149,415.77) |
| - | - | - | - | - | - | - | - | - | - |
| - | - | - | - | - | - | - | - | 27,803.77 | 27,803.77 |
| - | - | - | (16,876.94) | (71,549.09) | - | - | - | (33,185.97) | (121,612.00) |
| (2,352.00) | (2,504.00) | (7,271.00) | (4,417.00) | (7,979.00) | (9,318.00) | 39,632.00 | - | - | - |
| (967.00) | (921.00) | (3,058.00) | (1,701.00) | (3,259.00) | (3,888.00) | 16,585.00 | - | - | - |
| (3,319.00) | (3,425.00) | (10,329.00) | (6,118.00) | (11,238.00) | (13,206.00) | 56,217.00 | - | - | - |
| 373,465.86 | 409,683.30 | 384,430.46 | 389,685.27 | 394,054.25 | 385,780.24 | 396,768.25 | 389,767.20 | 391,454.19 | 4,512,530.70 |
| 4,496.49 | 20,315.92 | 10,056.39 | 13,532.61 | 10,770.01 | 12,180.55 | 15,918.09 | 17,353.94 | 19,370.32 | 221,711.79 |
| - | - | - | - | - | - | - | - | - | - |
| 24,609.95 | 23,276.85 | 25,162.15 | 25,162.15 | 25,331.43 | 25,206.07 | 25,339.84 | 25,339.84 | 25,339.84 | 298,785.47 |
| - | - | - | - | - | - | - | - | - | - |
| - | - | - | - | - | - | - | - | - | - |
| (11,073.74) | (11,073.74) | (11,073.74) | (11,073.74) | (11,073.74) | (11,073.74) | (11,073.74) | (11,073.74) | (11,073.74) | (130,168.29) |
| (32,680.80) | (35,148.56) | (34,632.83) | (35,274.87) | (31,292.97) | (32,816.71) | (33,468.37) | (31,132.70) | (31,812.15) | (407,225.02) |
| - | - | - | - | - | - | - | - | - | - |
| - | - | - | - | - | - | - | - | - | - |
| 358,817.76 | 407,053.77 | 373,942.43 | 382,031.42 | 387,788.98 | 379,276.41 | 393,484.07 | 390,254.54 | 393,278.46 | 4,495,634.65 |
| - | - | - | - | - | - | - | - | - | - |
| (203,078.34) | (328,950.08) | (47,165.82) | 326,996.68 | 728,702.57 | 366,973.86 | 85,928.99 | (394,622.20) | (531,455.60) | (854,915.32) |
| (203,078.34) | (328,950.08) | (47,165.82) | 326,996.68 | 728,702.57 | 366,973.86 | 85,928.99 | (394,622.20) | (531,455.60) | (854,915.32) |

Pennichuck Water Works, Inc.
Accounts Excluded From MOERR

DW 22-032

Twelve Months 12/31/2019

| | | | | | | | | | | | | | | Test Year | |
|--------|-----------------------------------|-----------|------------|-----------|------------|-----------|-----------|-----------|-----------|-----------|-----------|-----------|-----------|--|------------|
| | | | | | | | | | | | | | | <u>2019 Totals</u> | |
| 921002 | SENIOR MANAGEMENT VEHICLES | 1,298.64 | 263.78 | 24.99 | 868.25 | 302.86 | 24.99 | 665.69 | 132.03 | 24.99 | 166.23 | 24.99 | 24.99 | 3,822.43 | 3,822.43 |
| 921003 | SENIOR MGMT - FUEL PURCHASED | 318.23 | 380.95 | 315.11 | 303.74 | 406.11 | 442.53 | 415.45 | 461.09 | 349.67 | 362.04 | 422.97 | 326.25 | 4,504.14 | 4,504.14 |
| 921004 | SENIOR MGMT-VEH REGISTRATION | - | - | - | - | - | - | - | - | 476.40 | - | - | - | 476.40 | 476.40 |
| 923000 | OUTSIDE SERVICES | 18,636.54 | 23,455.36 | 35,167.95 | 31,461.07 | 25,943.92 | 26,025.79 | 18,812.26 | 36,887.62 | 14,290.81 | 12,106.54 | 41,417.04 | 17,965.54 | 302,170.44 | 302,170.44 |
| 926001 | OFFICER'S LIFE INSURANCE | 386.13 | 386.19 | 386.19 | 386.19 | 386.19 | 386.19 | 386.19 | 386.19 | 2,055.19 | 386.19 | 386.19 | 386.19 | 6,303.22 | 6,303.22 |
| 926500 | MISC EMPLOYEE BENEFITS | 270.16 | - | 1,526.28 | (548.14) | 629.20 | 292.83 | 224.25 | 526.21 | 323.25 | 745.67 | 489.79 | 417.83 | 4,897.33 | 4,897.33 |
| 926501 | MISC EMPLOYEE BENEFITS-WELLNESS | - | 98.68 | - | 8.44 | 2,730.47 | (26.17) | (275.12) | 520.00 | 150.00 | (35.00) | 100.89 | 540.00 | 3,812.19 | 3,812.19 |
| 926502 | MISC EMPLOYEE BENEFITS-ACTIVITIES | - | - | 1,619.00 | (1,183.50) | (95.00) | 788.96 | 135.00 | 918.29 | - | - | 900.00 | 2,225.46 | 5,308.21 | 5,308.21 |
| 926505 | EMPLOYEE RELATIONS | - | - | - | - | - | - | - | - | - | - | - | - | - | - |
| 926600 | TUITION REIMBURSEMENTS | - | 4,181.00 | 2,860.99 | 2,994.70 | 1,091.25 | 1,144.48 | 3,010.25 | 5,761.78 | - | 1,965.38 | - | - | 23,009.83 | 23,009.83 |
| 926610 | TRAINING EDUCATIONAL SEMINARS | 3,081.33 | (1,525.00) | 3,173.90 | 3,271.41 | 11,257.48 | 3,100.06 | 3,751.42 | 2,163.86 | 2,788.73 | 15,361.55 | 11,956.18 | 2,283.08 | 60,664.00 | 60,664.00 |
| 930100 | MEETINGS & CONVENTIONS | 1,340.71 | 1,251.52 | 14,391.08 | 3,780.44 | 2,581.99 | 2,966.18 | 5,220.93 | 75.00 | 7,108.08 | 3,939.38 | 1,050.40 | 2,384.94 | 46,090.65 | 46,090.65 |
| 930101 | MEMBERSHIPS | 2,477.79 | 2,542.80 | 2,532.84 | 3,277.59 | 2,662.05 | 2,488.05 | 2,646.80 | 3,082.30 | 2,462.55 | 2,606.84 | 2,153.20 | 2,838.87 | 31,771.68 | 31,771.68 |
| 930200 | PUBLIC RELATIONS | 5,680.00 | 5,407.34 | 12,139.84 | 1,076.59 | 3,397.12 | 1,249.64 | 7.34 | - | - | 2,246.00 | 1,007.87 | 1,292.86 | 33,504.60 | 33,504.60 |
| 930300 | MEALS | 502.56 | 488.44 | 18.98 | 79.25 | 169.90 | 154.00 | 326.56 | 19.52 | 9.46 | 112.68 | 194.12 | 114.11 | 2,189.58 | 2,189.58 |
| 930410 | CHARITABLE CONTRIBUTIONS | - | - | - | - | - | - | - | - | - | - | - | - | - | - |
| | | | | | | | | | | | | | | Total of Non RSF backed O&M Expenses - | 528,524.70 |

| | | | | 1 | 2 | 3 | 4 | 5 | 6 | 7 | 8 | 9 |
|--------------------------------|-----|------|--------------------------------|---------------------|---------------------|---------------------|---------------------|---------------------|---------------------|---------------------|---------------------|---------------------|
| | | | | Jan-19 | Feb-19 | Mar-19 | Apr-19 | May-19 | Jun-19 | Jul-19 | Aug-19 | Sep-19 |
| Water Sales | | | | | | | | | | | | |
| 461000 | 001 | 2100 | WATER SALES: BILLED REVENUE | (1,734,697.99) | (1,994,822.24) | (1,707,677.93) | (1,745,552.83) | (1,775,278.13) | (2,298,290.97) | (2,407,190.40) | (3,262,042.49) | (2,679,088.45) |
| 461001 | 001 | 2100 | WATER SALES BILLED RECOUPMENT | (4,659.36) | (4,594.66) | (4,601.21) | (4,566.69) | (1.01) | 4.78 | - | - | - |
| 461100 | 001 | 2100 | WATER SALES: UNBILLED REVENUE | (208,332.00) | 461,663.00 | (208,429.00) | (163,606.00) | (240,779.00) | 111,052.00 | (624,675.00) | 114,374.00 | (41,160.00) |
| 461200 | 001 | 2100 | WATER SALES-UNBILLED RECOUPMNT | 4,659.36 | 4,594.66 | 4,601.21 | 4,566.69 | 1.01 | 0.38 | - | - | - |
| 471100 | 001 | 2100 | QCPAC SURCHARGE | (35,001.88) | (39,350.24) | (34,947.30) | (35,338.67) | (37,282.33) | (47,014.85) | (46,779.18) | (61,032.74) | (50,936.55) |
| 467000 | 001 | 2100 | INTERCONNECT - PEU | - | (16,561.13) | - | - | - | - | - | - | - |
| 460200 | 001 | 2100 | CBFRR REVENUES | (644,086.00) | (644,086.00) | (644,086.00) | (644,086.00) | (644,086.00) | (644,086.00) | (644,086.00) | (644,086.00) | (644,086.00) |
| 460998 | 001 | 2100 | CBFRR REVENUES - CONTRA | 644,086.00 | 644,086.00 | 644,086.00 | 644,086.00 | 644,086.00 | 644,086.00 | 644,086.00 | 644,086.00 | 644,086.00 |
| 462000 | 001 | 2100 | FIRE PROTECTION REVENUE | (388,041.29) | (386,775.58) | (386,515.59) | (386,550.47) | (390,653.84) | (405,426.97) | (390,839.05) | (390,687.82) | (392,323.75) |
| | | | | 2,366,073.16 | 1,975,846.19 | 2,337,569.82 | 2,331,047.97 | 2,443,993.30 | 2,639,675.63 | 3,469,483.63 | 3,599,389.05 | 3,163,508.75 |
| 466000 | 001 | 2100 | WATER SALES FOR RESALE | - | - | - | - | (324.00) | (864.00) | (918.00) | (594.00) | (702.00) |
| Other Operating Revenue | | | | | | | | | | | | |
| 415200 | 001 | 2100 | JOBGING REVENUE | (19,590.55) | (10,091.37) | (10,758.19) | (6,448.11) | (30,772.26) | (20,126.24) | (52,112.61) | (33,120.65) | (29,056.58) |
| 474001 | 001 | 2100 | FINANCE CHARGES | - | - | - | - | - | - | - | - | 3.36 |
| 471300 | 001 | 2100 | MISC OPERATING REVENUE | (5,669.68) | (5,614.00) | (5,160.00) | (6,788.00) | (8,780.00) | (10,103.00) | (9,505.00) | (7,912.00) | (8,715.00) |
| 416000 | 001 | 2100 | JOBGING EXPENSE | 15,724.68 | 4,823.59 | 2,794.67 | 2,487.05 | 14,205.30 | 9,083.67 | 9,404.66 | 18,001.95 | 17,732.68 |
| 472600 | 001 | 2100 | LEASE INCOME | (980.72) | (980.72) | (980.72) | (1,010.14) | (1,010.14) | (1,010.14) | (1,010.14) | (1,010.14) | (1,010.14) |
| 474000 | 001 | 2100 | OTHER WATER REVENUE | (8,836.37) | (8,808.12) | (8,804.64) | (8,794.19) | (8,860.37) | (8,860.75) | (9,087.01) | (9,037.51) | (9,083.05) |
| | | | | 19,352.64 | 20,670.62 | 22,908.88 | 20,553.39 | 35,217.47 | 31,016.46 | 62,310.10 | 33,078.35 | 30,128.73 |
| | | | Total Revenues | 2,385,425.80 | 1,996,516.81 | 2,360,478.70 | 2,351,601.36 | 2,479,534.77 | 2,671,556.09 | 3,532,711.73 | 3,633,061.40 | 3,194,339.48 |
| Production Expenses | | | | | | | | | | | | |
| 601100 | 001 | 2105 | OTHER PROD LABOR: CORE | 3,098.90 | 3,444.12 | 3,595.72 | 4,147.65 | 6,582.70 | 6,251.73 | 5,413.15 | 4,105.75 | 3,367.75 |
| 601101 | 001 | 2105 | OTHER PROD LABOR: COMM SYSTEMS | 1,324.05 | 873.75 | 290.35 | - | 625.00 | 1,795.50 | 1,448.00 | 1,280.35 | - |
| 601500 | 001 | 2105 | OTHER PROD LABOR:SRCE/SUPPLY | 748.25 | 1,007.27 | 1,231.20 | 982.20 | 4,221.30 | 985.10 | 1,696.00 | 2,102.70 | 2,909.99 |
| 602000 | 001 | 2105 | PURCH WATER: MILFORD-BARTLETT | 156.84 | 156.84 | 793.62 | 811.52 | 793.62 | 3,518.15 | 3,518.15 | 3,518.15 | 639.98 |
| 602400 | 001 | 2105 | PURCHASED WATER: DREW WOODS | 12,076.23 | 12,076.23 | 13,003.58 | 13,003.58 | 13,003.58 | 19,925.13 | 19,925.13 | 19,925.13 | 13,180.38 |
| 602500 | 001 | 2105 | PURCH WATER: GREATBROOK | 977.78 | 897.33 | 897.33 | 897.33 | 1,073.75 | 1,073.75 | 1,073.75 | 1,043.51 | 1,043.51 |
| 602502 | 001 | 2105 | PURCH WATER: LITTLE POND | 1,565.17 | 1,490.87 | 1,580.03 | 1,446.29 | 1,594.89 | 2,189.29 | 1,862.37 | 2,219.01 | 2,219.01 |
| 602550 | 001 | 2105 | PURCH WATER: SOUHEGAN WOODS | 107.07 | 111.87 | 111.87 | 111.87 | 1,784.48 | 1,458.27 | 1,458.27 | 519.27 | 519.27 |
| 602600 | 001 | 2105 | PURCH WATER: GREENFIELD | 4,783.38 | 4,783.38 | 4,783.38 | 11,771.28 | 11,771.28 | 11,771.28 | 15,639.18 | 15,639.18 | 15,639.18 |
| 602670 | 001 | 2105 | PURCH WATER: DONALD STREET | 4,216.95 | 3,875.85 | 3,989.55 | 3,534.75 | 3,875.85 | 5,695.05 | 11,266.35 | 17,406.15 | 19,793.85 |
| 602675 | 001 | 2105 | PURCH WATER:FEDERAL HL-MILFORD | 650.04 | 650.04 | 650.04 | 843.02 | 843.02 | 843.02 | 929.86 | 929.86 | 929.86 |
| 602680 | 001 | 2105 | PURCHASED WTR: ASHLEY COMMONS | 399.85 | 371.52 | 371.52 | 371.52 | 499.20 | 499.20 | 499.20 | 392.67 | 392.67 |
| 602900 | 001 | 2105 | PURCH WATER: FRANCOUER TRUCKS | - | - | - | - | 782.50 | (782.50) | - | - | - |
| 603100 | 001 | 2105 | OTHER PROD MATERIAL & EXPENSE | - | 948.34 | (785.45) | 509.86 | 170.97 | 102.89 | 146.54 | 167.24 | - |
| 603101 | 001 | 2105 | TRT PLANT: OFFICE SUPPLIES | 1,155.45 | 1,351.06 | 1,391.88 | 1,051.63 | 1,306.64 | 837.31 | 135.32 | 1,058.12 | 684.36 |
| 610200 | 001 | 2105 | SUPERINTENDENCE - WTP | 22,572.49 | 21,607.08 | 22,463.38 | 21,967.57 | 23,848.44 | 19,673.78 | 22,519.67 | 20,353.51 | 21,881.76 |
| 610300 | 001 | 2105 | OFFICE SALARIES & WAGES: WTP | 35,501.01 | 31,796.87 | 33,709.32 | 36,874.13 | 31,327.20 | 26,888.29 | 29,106.37 | 20,478.69 | 29,473.35 |
| 623100 | 001 | 2105 | POWER PURCHASED: TRT PLT ELEC | 36,808.44 | 31,722.90 | 37,585.54 | 35,785.98 | 46,225.36 | 57,774.98 | 66,610.46 | 64,882.48 | 65,987.46 |
| 623102 | 001 | 2105 | POWER PURCHASED: BT ELECTRIC | 173.92 | 266.22 | 316.09 | 348.11 | 258.51 | 156.50 | 164.36 | 167.90 | 169.61 |
| 623103 | 001 | 2105 | POWER PURCHASED: AVD ELECTRIC | 72.09 | 206.71 | 166.84 | 70.46 | 14.89 | 14.89 | 14.89 | 16.12 | 16.21 |
| 623110 | 001 | 2105 | POWER PURCHASED: ATHERTON COMM | 203.86 | 223.02 | 116.12 | 213.57 | 107.64 | 100.70 | 116.50 | 119.42 | 125.05 |
| 623112 | 001 | 2105 | POWER PURCHASED: RICHARDSON | 278.89 | (278.89) | - | - | - | - | - | - | - |
| 623113 | 001 | 2105 | POWER PURCHASED: HI-LO | 227.70 | 753.46 | 471.92 | 416.73 | 240.46 | 312.40 | 147.26 | 149.25 | 160.55 |
| 623114 | 001 | 2105 | POWER PURCHASED: TWIN RIDGE | 1,209.60 | 1,095.80 | 1,008.77 | 988.96 | 797.73 | 668.06 | 578.79 | 553.25 | 559.87 |
| 623115 | 001 | 2105 | POWER PURCHASED: DREW | 2,499.86 | 2,440.22 | 2,446.32 | 2,558.75 | 1,910.65 | 1,951.27 | 2,263.94 | 2,373.50 | 2,466.35 |

| | | | | | | | | | | | | |
|--------|-----|------|--------------------------------|-----------|-----------|-----------|-----------|-----------|-----------|-----------|-----------|-----------|
| 623116 | 001 | 2105 | POWER PURCHASED: GLENN RIDGE | 771.05 | 831.48 | 685.44 | 578.98 | 503.14 | 417.02 | 452.60 | 479.56 | 536.36 |
| 623117 | 001 | 2105 | POWER PURCHASED: ASHLEY COMMON | - | - | - | - | - | - | - | - | - |
| 623118 | 001 | 2105 | POWER PURCHASED: BEDFORD | 177.85 | 5.46 | - | 181.48 | 182.00 | (87.44) | 57.29 | (69.99) | - |
| 623119 | 001 | 2105 | POWER PURCHASED: GREATBROOK | - | - | - | - | - | - | - | - | - |
| 623120 | 001 | 2105 | POWER PURCHASED: MAPLE HAVEN | 932.63 | 858.04 | 812.86 | 788.08 | 838.32 | 512.13 | 495.69 | 491.35 | 500.10 |
| 623121 | 001 | 2105 | POWER PURCHASED: GLENWDLANDS | 754.02 | 508.69 | 507.20 | 484.99 | 509.98 | 387.41 | 376.27 | 353.60 | 353.98 |
| 623122 | 001 | 2105 | POWER PURCHASED: COUNTY RD-BDF | 1,163.41 | 1,479.85 | 558.48 | 2,087.61 | 894.22 | 764.70 | 791.92 | 924.27 | 800.66 |
| 623123 | 001 | 2105 | POWER PURCHASED:BOWERS LANDING | 969.12 | 886.89 | 816.17 | 977.37 | 480.70 | 434.24 | 514.15 | 537.61 | 593.04 |
| 623124 | 001 | 2105 | POWER PURCH: PILGRIM CR-NASHUA | 587.80 | 708.73 | 618.49 | 471.23 | 207.68 | 212.07 | 236.22 | 215.68 | 198.56 |
| 623200 | 001 | 2105 | POWER PURCHASED: MERR RIVER | 1,821.14 | 2,056.12 | 1,770.63 | 1,546.63 | 5,614.80 | 1,489.81 | 20,175.10 | 28,050.46 | 40,568.41 |
| 623210 | 001 | 2105 | POWER PURCHASED: SNOW STA GAS | 64.92 | 53.82 | 53.83 | 57.65 | 59.13 | 57.54 | 59.57 | 56.36 | 59.91 |
| 623211 | 001 | 2105 | BOOSTER STAT: TIMB - ELECTRIC | 5,966.31 | 6,041.76 | 5,119.21 | 5,538.40 | 5,435.91 | 7,652.82 | 9,980.77 | 9,616.41 | 8,514.04 |
| 623212 | 001 | 2105 | BOOSTER STAT: ARMORY-ELECTRIC | 949.72 | 1,049.37 | 985.55 | 881.65 | 807.98 | 735.93 | 758.63 | 984.74 | 863.41 |
| 623240 | 001 | 2105 | POWER PURCHASED: FOUNDERS VIL | 588.66 | 775.06 | 464.82 | 867.17 | 703.47 | 577.05 | 966.44 | 648.31 | 1,081.80 |
| 623252 | 001 | 2105 | BOOSTER STAT: BADGER HILL-ELEC | 2,069.44 | 2,381.46 | 1,942.67 | 1,897.41 | 1,795.10 | 1,516.92 | 705.56 | 3,000.95 | 1,783.55 |
| 623278 | 001 | 2105 | BOOSTER STAT: BOWERS LAND:ELEC | - | - | - | - | - | - | - | - | - |
| 623350 | 001 | 2105 | BOOSTER STAT: COBURN ELECTRIC | 915.15 | 923.54 | 976.21 | 746.36 | 766.62 | 1,105.74 | 1,147.98 | 1,172.32 | 1,111.98 |
| 623362 | 001 | 2105 | BOOSTER STAT: CABOT PRES-ELEC | 723.88 | 708.73 | 303.11 | 843.43 | 552.86 | 546.10 | 707.36 | 936.61 | 714.21 |
| 623372 | 001 | 2105 | BOOSTER STAT: VALLEFIELD-ELEC | 981.25 | 914.95 | 885.09 | 805.39 | 339.60 | 426.30 | 567.82 | 579.31 | 583.15 |
| 623403 | 001 | 2105 | BOOSTER STAT: ENGLISH WDS-ELEC | 663.64 | 610.33 | 541.97 | 249.11 | 421.32 | 316.82 | 275.35 | 415.83 | 477.02 |
| 623428 | 001 | 2105 | BOOSTER STAT:INDIAN RCK-ELECT | 266.61 | 732.36 | 429.76 | 239.57 | 139.76 | 163.23 | 208.82 | 210.50 | 97.62 |
| 623450 | 001 | 2105 | BOOSTER STAT: PWDR HILL-ELEC | 1,595.44 | 1,417.12 | 1,292.92 | 1,033.88 | 1,401.50 | 1,592.22 | 1,985.09 | 2,212.78 | 2,031.00 |
| 623478 | 001 | 2105 | BOOSTER STAT:FEDERAL HILL-ELEC | 847.30 | 990.47 | 790.31 | 603.27 | 379.74 | 277.39 | 137.49 | 468.26 | 301.74 |
| 623500 | 001 | 2105 | BOOSTER STAT: PINE HILL-ELECT | 1,083.53 | 1,092.95 | 1,001.07 | 1,395.44 | 1,191.50 | 1,036.66 | 1,481.73 | 2,492.80 | 1,458.69 |
| 623550 | 001 | 2105 | BOOSTER STAT: AUTUMN WDS-ELEC | 1,360.16 | 1,348.54 | 1,443.02 | 838.45 | 527.93 | 687.28 | 846.65 | 1,002.43 | 958.29 |
| 623653 | 001 | 2105 | BOOSTER STAT:SOUHEGAN WDS-ELEC | 768.72 | 810.78 | 705.14 | 865.09 | 482.96 | 719.92 | 775.75 | 768.17 | 737.12 |
| 623672 | 001 | 2105 | BOOSTER STAT: DONALD ST-ELEC | 1,390.81 | 1,280.35 | 1,180.55 | 1,171.56 | 1,610.57 | 2,100.49 | 2,709.12 | 3,057.33 | 2,897.73 |
| 623702 | 001 | 2105 | BOOSTER STAT: ORCHARD-ELECTRIC | 951.67 | 1,071.06 | 974.26 | 696.19 | 442.46 | 417.83 | 401.79 | 431.31 | 407.67 |
| 623751 | 001 | 2105 | BOOSTER STAT: SKY MEADOW-ELEC | 1,515.06 | 1,573.14 | 1,368.50 | 1,342.54 | 1,571.00 | 1,406.93 | 1,798.63 | 2,472.66 | 1,136.03 |
| 623772 | 001 | 2105 | BOOSTER STAT: GREAT BAY - ELEC | 761.02 | 775.65 | 322.87 | 858.81 | 315.13 | 313.91 | 310.26 | 349.95 | 332.68 |
| 623810 | 001 | 2105 | BOOSTER STAT: DUNSTABLE-ELEC | 2,166.07 | 1,734.95 | 1,837.15 | 2,049.24 | 1,240.47 | 740.30 | 2,104.06 | 4,461.47 | 4,804.25 |
| 623851 | 001 | 2105 | BOOSTER STAT: KESSLER-ELECTRIC | 398.15 | 419.61 | 152.76 | 604.83 | 347.77 | 245.51 | 219.46 | 237.94 | 245.02 |
| 623861 | 001 | 2105 | BOOSTER STAT: SHAKESPEAR -ELEC | 691.97 | 745.63 | 682.37 | 683.23 | 473.57 | 272.33 | 421.54 | 517.71 | 506.31 |
| 623892 | 001 | 2105 | BOOSTER STAT: SWEET HILL-ELECT | 513.89 | 408.34 | 405.16 | 387.96 | 263.30 | 159.87 | 311.55 | 382.27 | 370.44 |
| 623962 | 001 | 2105 | BOOSTER STAT: MILFORD ELECTRIC | 1,507.64 | 1,160.17 | 1,158.45 | 1,150.06 | 812.36 | 1,822.90 | 2,024.08 | 2,162.23 | 2,177.16 |
| 623971 | 001 | 2105 | BOOSTER STAT: SOUHEGAN - ELEC | 861.84 | 819.32 | 773.51 | 758.35 | 821.51 | 950.11 | 1,168.44 | 1,173.13 | 1,181.86 |
| 623975 | 001 | 2105 | BOOSTER STAT: PILGRIM HL-ELECT | 102.72 | 294.61 | 184.79 | 206.22 | 189.52 | 184.28 | 195.13 | 193.09 | 196.04 |
| 623976 | 001 | 2105 | BOOSTER STAT:TARA HEIGHTS | 1,082.78 | 1,242.11 | 894.50 | 730.31 | 537.05 | 414.11 | 421.99 | 435.98 | 448.71 |
| 623990 | 001 | 2105 | BOOSTER STAT: E STREET ELECT | 547.93 | 460.72 | 458.96 | 338.54 | 507.13 | 775.76 | 1,253.94 | 1,765.13 | 1,317.86 |
| 623999 | 001 | 2105 | POWER PURCHASED: CONSULTING | 434.33 | 434.33 | 434.33 | 434.33 | - | - | 599.33 | 330.00 | 165.00 |
| 624100 | 001 | 2105 | OPER LABOR: TREATMENT PLANT | 24,210.76 | 22,398.28 | 25,239.53 | 25,050.18 | 25,709.46 | 25,501.43 | 27,486.36 | 27,437.59 | 24,237.20 |
| 626100 | 001 | 2105 | OPER EXP T PLANT: MAT & EXP | 1,242.00 | 154.17 | 750.17 | 1,807.40 | 603.86 | 1,145.85 | 369.15 | 1,391.36 | 618.67 |
| 626110 | 001 | 2105 | OPER EXP T PLANT: GAS/OIL | 6,703.77 | 7,728.77 | 6,108.43 | 5,199.39 | 2,909.31 | 927.64 | 562.40 | 457.10 | 473.12 |
| 626120 | 001 | 2105 | OPER EXP T PLANT: PHONE | 2,290.62 | 2,237.00 | 2,215.43 | 2,188.20 | 2,358.57 | 2,204.48 | 2,242.25 | 2,321.35 | 2,253.96 |
| 626122 | 001 | 2105 | OPER EXP T PLANT: HOUSEKEEPING | 356.98 | 21.74 | 238.67 | 22.92 | 784.27 | 256.41 | - | 385.31 | 714.52 |
| 626130 | 001 | 2105 | OPER EXP WTP: SMALL TOOLS | 383.14 | 355.42 | 696.22 | 1,483.15 | 1,003.67 | 98.08 | 621.60 | 221.50 | 89.00 |
| 626200 | 001 | 2105 | OPER EXP SNOW STA: MAT & EXP | - | - | - | - | - | - | - | - | - |
| 626300 | 001 | 2105 | OPER EXP MERR RIVER: MAT & EXP | - | - | - | - | - | - | - | - | - |
| 631100 | 001 | 2105 | MAINT STRUCT:T PLANT/D&M/SNOW | 4,780.21 | 5,280.10 | 2,202.71 | 1,476.33 | 3,259.21 | 3,215.85 | 2,662.03 | 564.76 | 3,097.54 |
| 631101 | 001 | 2105 | MAINT STRUCT:COMM SYS/BOOSTERS | - | - | 325.59 | - | 136.38 | 21.70 | - | - | - |
| 631102 | 001 | 2105 | MAINT OF STRUCT: CORE BOOSTERS | - | 4,662.19 | 217.50 | 440.00 | 173.19 | 2,014.37 | - | - | - |
| 631200 | 001 | 2105 | MAINT STRUCT: SNOW STATION | - | - | - | - | - | - | - | - | - |
| 631500 | 001 | 2105 | MAINT STRUCT: SRCE/SUPPLY | 569.40 | 4,844.72 | 1,426.05 | 388.80 | 3,870.30 | 11,508.98 | 23,020.72 | 7,534.80 | 4,831.70 |
| 633100 | 001 | 2105 | MAINT PUMP EQUIP:TREATMENT PLT | 562.50 | 200.00 | 5,017.91 | 8,119.71 | 3,749.84 | 200.00 | 1,635.60 | 200.00 | 6,707.74 |
| 633106 | 001 | 2105 | MAINT PUMP EQUIP: CORE SYSTEMS | 187.61 | 75.00 | 550.76 | 2,120.91 | 370.85 | 420.88 | 999.02 | 2,049.09 | - |
| 633110 | 001 | 2105 | MAINT OF PUMP EQUIP: COMM SYS | - | 895.00 | 2,439.95 | 460.00 | 4,120.19 | (398.50) | - | 215.00 | - |

| | | | | | | | | | | | | | |
|--------|--------|------|---|-------------------------------|-------------------|-------------------|-------------------|-------------------|-------------------|-------------------|-------------------|-------------------|-----------|
| 633140 | 001 | 2105 | MAINT CORE BOOSTER STAT: PHONE | 124.13 | 124.13 | 124.13 | 123.97 | 123.97 | 123.97 | 124.70 | 124.70 | 124.70 | |
| 633150 | 001 | 2105 | MAINT COMM BOOSTER STAT:PHONE | (30.71) | - | - | - | - | - | - | - | - | |
| 633155 | 001 | 2105 | MAIN COM BOOST ST:GAS/OIL/PROP | - | 568.05 | - | (1,275.81) | 1,275.81 | - | - | - | 909.00 | |
| 633160 | 001 | 2105 | MAINT CORE BOOST:GAS/OIL/PROPN | 373.36 | 602.18 | 1,079.30 | 764.31 | 183.69 | 170.11 | 177.51 | 177.06 | 582.34 | |
| 652300 | 001 | 2105 | PWW-DUTY PAY (WTP) | 1,682.00 | 1,684.00 | 1,934.00 | 1,632.00 | 1,856.00 | 1,734.00 | 1,856.00 | 1,858.00 | 1,734.00 | |
| 633198 | 001 | 2105 | BOOST STAT GEN MAINT: COM SYS | 10,481.29 | 9,898.02 | 14,389.89 | 19,246.04 | 16,677.02 | 14,216.35 | 10,538.64 | 14,912.72 | 14,362.07 | |
| 633199 | 001 | 2105 | BOOSTER STATION GENERAL MAINT | 6,517.16 | 3,217.81 | 7,065.22 | 7,494.55 | 3,852.50 | 2,756.20 | 6,726.06 | 6,748.91 | 4,812.74 | |
| 641110 | 001 | 2105 | CHLORINE: TREATMENT PLANT | 2,915.92 | 2,470.01 | 2,801.37 | 2,715.03 | 3,701.18 | 4,886.67 | 6,188.64 | 5,966.31 | 4,546.21 | |
| 641111 | 001 | 2105 | CHLORINE: COMMUNITY SYSTEMS | 33.33 | 19.45 | 16.32 | 28.98 | 33.28 | 45.87 | 41.79 | 50.16 | 58.52 | |
| 641120 | 001 | 2105 | FERRIC CHLORIDE | 20,382.13 | 19,633.57 | 23,429.69 | 25,224.24 | 32,105.13 | 34,896.71 | 46,336.39 | 46,112.41 | 39,686.70 | |
| 641130 | 001 | 2105 | AMMONIUM SULFATE-COMM SYSTEMS | - | - | - | - | - | - | - | - | - | |
| 641140 | 001 | 2105 | POLYMERS | 776.11 | 862.35 | 948.58 | 948.58 | 1,121.05 | 1,293.52 | 1,638.46 | 1,724.69 | 1,379.75 | |
| 641150 | 001 | 2105 | CARBON DIOXIDE: GAS - CORE | - | - | - | - | - | - | - | - | - | |
| 641160 | 001 | 2105 | CORROSION INHIBITOR | 3,139.43 | 3,076.64 | 2,734.79 | 3,292.91 | 3,864.98 | 4,402.17 | 4,869.60 | 6,051.78 | 5,071.97 | |
| 641161 | 001 | 2105 | ZINC ORTHOPHOSPHATE-COMM SYS | - | - | - | - | - | - | - | - | - | |
| 641165 | 001 | 2105 | CHEMICALS: BON TERRAIN | - | - | - | - | - | - | - | - | - | |
| 641170 | 001 | 2105 | MISC TREATMENT CHEMICALS | - | - | - | - | 6,451.12 | - | - | - | 6,629.51 | |
| 641190 | 001 | 2105 | TKPP DRY | 1,591.82 | 1,061.21 | 1,523.20 | 2,157.86 | 2,284.79 | 2,665.59 | 3,614.04 | 3,291.36 | 2,656.23 | |
| 641191 | 001 | 2105 | ARSENIC MEDIA REPLACEMENT | - | - | - | - | - | - | - | - | - | |
| 641201 | 001 | 2105 | POLYPHOSPHATE: CORE | - | - | - | - | - | - | - | - | - | |
| 641203 | 001 | 2105 | POTASSIUM PERMAGATE | - | - | - | - | - | - | - | - | - | |
| 641205 | 001 | 2105 | SODIUM HYDROXIDE | 22,952.59 | 23,160.78 | 25,820.19 | 26,438.63 | 32,733.89 | 37,906.86 | 51,379.46 | 47,055.39 | 41,360.63 | |
| 641206 | 001 | 2105 | SALT | - | - | - | - | - | - | - | - | - | |
| 641210 | 001 | 2105 | SODIUM HEXAMETAPHOSPHATE | - | - | - | - | - | - | - | - | - | |
| 641212 | 001 | 2105 | POT ASH | - | - | - | - | - | - | - | - | - | |
| 641220 | 001 | 2105 | POLYPHOSPHATE-COMM SYSTEMS | 409.90 | 223.59 | 130.42 | 130.41 | 260.83 | 298.13 | 335.38 | 447.17 | 298.10 | |
| 641221 | 001 | 2105 | POTASSIUM PERMAGATE-COMM SYS | - | - | - | - | 137.17 | - | - | - | - | |
| 641222 | 001 | 2105 | SODIUM HYDROXIDE-COMM SYSTEMS | 23.65 | 5.91 | 63.86 | 6.21 | 18.68 | 18.68 | 37.62 | 37.82 | 28.25 | |
| 641223 | 001 | 2105 | SALT - COMMUNITY SYSTEMS | 467.37 | 585.64 | 1,161.73 | 457.03 | 883.80 | 531.02 | 527.63 | 703.51 | 636.87 | |
| 641225 | 001 | 2105 | POT ASH - COMMUNITY SYSTEMS | - | - | 206.13 | 257.67 | 824.53 | 1,545.98 | 1,391.38 | 1,752.11 | 582.98 | |
| 642100 | 001 | 2105 | PURIFICATION LABOR | 19,885.34 | 18,057.18 | 19,063.90 | 18,454.35 | 20,731.89 | 16,813.20 | 18,104.64 | 17,451.16 | 19,845.81 | |
| 642160 | 001 | 2105 | MAINT PURIF EUIP: CAUSTIC | - | - | - | - | - | - | - | - | - | |
| 642200 | 001 | 2105 | LABORATORY EXPENSE | 7,065.66 | 2,379.64 | 15,241.90 | 14,388.10 | 3,122.62 | 7,421.88 | 5,908.40 | 8,045.31 | 4,961.58 | |
| 642201 | 001 | 2105 | LABORTORY EXP-COMMUNITY SYSTEM | 97.54 | 396.33 | 418.76 | 1,230.60 | - | 912.80 | 983.60 | - | 302.40 | |
| 642205 | 001 | 2105 | LAB EXPENSE:OUTSIDE TEST-CORE | 3,320.50 | 3,197.10 | 1,852.70 | 2,687.30 | 4,033.30 | 4,935.35 | 11,496.75 | 7,717.36 | 8,774.02 | |
| 642210 | 001 | 2105 | LAB EXP: OUTSIDE TEST-COMM SYS | 3,635.20 | 1,785.40 | 1,161.60 | 3,451.20 | 1,512.73 | 1,287.40 | 2,128.00 | 1,854.60 | 1,600.05 | |
| 643000 | 001 | 2105 | WTP - NON-UNION VEHICLES | 309.39 | (1.50) | 627.51 | 177.62 | 599.81 | - | (50.00) | 1,169.75 | 3,523.94 | |
| 643001 | 001 | 2105 | WTP - UNION TRUCKS | 2,804.14 | 2,686.02 | 2,055.72 | 324.74 | 3,483.07 | 1,213.92 | 6,431.44 | 3,927.57 | 1,348.53 | |
| 643002 | 001 | 2105 | WTP - FUEL PURCHASED | 7,106.90 | 7,366.91 | 7,226.81 | 7,799.86 | 7,853.19 | 6,901.53 | 7,270.12 | 8,148.90 | 6,320.55 | |
| 643004 | 001 | 2105 | TRANSPORTATION EXP:CREDITS WTP | (27,365.25) | (23,028.50) | (25,833.50) | (27,197.50) | (29,089.50) | (25,388.00) | (29,275.95) | (27,296.50) | (23,999.25) | |
| 643005 | 001 | 2105 | WTP-VEH REGISTRATION:NON-UNION | - | - | - | - | - | - | - | - | 1,388.20 | |
| 643006 | 001 | 2105 | WTP-VEH REGISTRATION: UNION | - | - | - | - | - | - | - | - | 6,272.00 | |
| 643007 | 001 | 2105 | WTP-VEH REGISTRAT: TRAILERS | - | - | - | - | - | - | - | - | 172.00 | |
| 643008 | 001 | 2105 | WTP: TRAILERS | - | - | - | - | - | - | - | - | - | |
| 652100 | 001 | 2105 | MAINT PURIF EQU: TREAT PLANT | - | - | - | - | - | - | - | - | - | |
| 652200 | 001 | 2105 | MAINT PROC EQU: TRT PLANT | 5,902.85 | 5,294.65 | 5,912.94 | 10,443.27 | 7,729.26 | 3,675.07 | 4,840.65 | 6,231.63 | 6,573.24 | |
| 652201 | 001 | 2105 | MAINT PROC EQ: TP SLUDGE REMOV | 24,746.47 | 22,625.88 | 25,652.22 | 24,181.28 | 29,004.46 | 32,369.99 | 42,832.53 | 40,689.27 | 36,210.40 | |
| 652220 | 001 | 2105 | MAINT OF PROC EQ: SCADA & OTHR | 591.64 | 809.74 | 415.09 | 2,001.57 | 740.22 | 233.52 | 319.16 | 430.89 | 2,469.56 | |
| 652221 | 001 | 2105 | MAINT PROC EQUIP:SCADA-COM SYS | 839.57 | 2,136.65 | 979.44 | 1,254.57 | 1,572.69 | 682.54 | 1,653.32 | 1,362.76 | 1,622.69 | |
| 662006 | 926610 | 001 | 2105 | TRAINING EDUCATIONAL SEMINARS | 249.72 | 1,002.10 | 3,761.98 | 6,955.40 | 1,443.60 | 2,643.96 | 321.08 | 13.84 | 1,361.78 |
| | 926700 | 001 | 2105:2109 | VAC,HOL, BOOT ALLOW-TRT PLT | 19,681.17 | 19,994.77 | 10,872.82 | 9,559.60 | 15,819.53 | 20,455.54 | 16,553.89 | 14,325.30 | 19,009.74 |
| | | | | 351,752.76 | 342,226.45 | 363,988.66 | 388,209.13 | 413,023.11 | 423,817.93 | 529,077.14 | 516,783.53 | 528,912.68 | |
| | | | Transmission & Distribution Expenses | | | | | | | | | | |
| 660000 | 001 | 2106 | SUPERINTENDENCE: OPERATIONS | 28,994.45 | 26,991.95 | 29,545.82 | 31,663.68 | 32,395.21 | 28,079.99 | 32,175.61 | 30,447.05 | 29,897.92 | |
| 660300 | 001 | 2106 | OFFICE SALARIES & WAGES: OPS | 10,486.12 | 8,961.70 | 8,988.20 | 10,349.13 | 9,482.44 | 9,409.70 | 9,662.69 | 10,183.82 | 9,409.43 | |
| 662003 | 001 | 2106 | MISC GEN EXPENSE/OPERATIONS | 10,475.28 | 3,427.25 | 4,355.74 | 1,154.47 | 6,742.72 | 2,904.58 | 6,130.83 | 5,884.29 | 7,499.47 | |

| | | | | | | | | | | | | |
|--------|-----|------|--------------------------------|-------------|-------------|-------------|-------------|-------------|-------------|-------------|-------------|-------------|
| 662004 | 001 | 2106 | MISC T&D MATERIALS & SUPPLIES | 621.01 | 1,683.08 | 2,412.71 | 139.00 | 3,185.07 | 1,613.17 | 33.08 | 1,323.17 | 861.88 |
| 662005 | 001 | 2106 | MISC GEN EXP: OPS DOT PHYSICAL | 2,689.40 | 2,124.04 | 187.56 | 208.50 | 938.25 | 49.22 | 784.12 | 1,678.86 | 70.00 |
| 662006 | 001 | 2106 | TRAINING UNION | 3,182.96 | 3,737.30 | 9,236.51 | 15,387.30 | 1,172.96 | 765.12 | 662.89 | 1,137.34 | 4,966.10 |
| 663100 | 001 | 2106 | METER OPERATING LABOR & EXP | 30,301.97 | 26,209.29 | 26,405.49 | 18,054.11 | 25,135.89 | 23,982.84 | 15,561.84 | 14,925.44 | 10,030.55 |
| 663101 | 001 | 2106 | MOLE: METER REMOVAL | 128.53 | - | 429.62 | 4,550.41 | 2,347.33 | 509.60 | 415.68 | 203.81 | 425.52 |
| 663102 | 001 | 2106 | MOLE: DPAC | - | - | - | - | - | - | - | - | - |
| 663200 | 001 | 2106 | METER OPER LABOR & EXP-COM SYS | - | - | - | - | - | - | - | - | - |
| 663201 | 001 | 2106 | MOLE:METER REMOVAL-COMM SYSTEM | - | - | - | - | - | - | - | - | - |
| 664200 | 001 | 2106 | OTHER EXPENSE ON CUST PREMISIS | 966.18 | 21.96 | 629.52 | 2,723.04 | 3,003.03 | 314.76 | 117.12 | 1,562.62 | 1,010.16 |
| 664201 | 001 | 2106 | OTHER EXP ON CUST PREM-COM SYS | - | - | - | - | - | - | - | - | - |
| 665000 | 001 | 2106 | STORES EXPENSE | 5,092.30 | 3,993.28 | 4,576.43 | 4,715.78 | 4,662.65 | 3,948.25 | 4,839.12 | 3,637.63 | 4,475.64 |
| 665087 | 001 | 2106 | TRANS/EXP CONST/MAINT VEH #87 | - | - | - | - | - | - | - | - | - |
| 665100 | 001 | 2106 | SMALL TOOLS EXPENSE | 1,068.54 | 334.47 | 2,618.37 | 18,090.00 | 3,641.00 | 1,274.66 | 1,153.17 | 2,371.54 | 1,161.92 |
| 665101 | 001 | 2106 | OPS - UNION TRUCKS | 4,711.74 | 3,519.34 | 10,378.13 | 5,598.28 | 15,521.56 | 8,536.94 | 15,774.54 | 4,493.69 | 6,418.26 |
| 665102 | 001 | 2106 | OPS - NON-UNION VEHICLES | 319.61 | - | - | 126.26 | - | 346.16 | (66.83) | 72.52 | - |
| 665103 | 001 | 2106 | OPS - BOOM TRUCK | - | - | - | - | - | - | 914.06 | - | - |
| 665104 | 001 | 2106 | OPS - BACKHOES | 1,340.63 | 2,289.19 | 561.99 | 1,021.43 | 1,501.00 | 984.12 | 316.27 | 1,187.24 | 1,653.77 |
| 665105 | 001 | 2106 | OPS - DUMP TRUCKS | 1,815.24 | 275.41 | 438.91 | 1,414.90 | 651.18 | 1,439.62 | 15,441.07 | 7,095.79 | 5,571.71 |
| 665106 | 001 | 2106 | NORTH COUNTRY - UNION TRUCKS | 889.26 | 283.58 | 1,171.18 | 79.16 | 1,794.82 | 1,146.61 | - | 114.38 | 1,359.76 |
| 665107 | 001 | 2106 | NORTH COUNTRY - NON-UNION VEH | 115.43 | 3,462.62 | 1,663.93 | - | 115.43 | 2,368.47 | 375.04 | 524.16 | 391.19 |
| 665108 | 001 | 2106 | OPS - TRAILERS | 1,891.09 | - | 701.76 | - | - | - | - | 354.05 | - |
| 665110 | 001 | 2106 | OPS-VEH REGISTRAT:NON-UNION VE | - | - | - | - | - | - | - | - | 579.60 |
| 665111 | 001 | 2106 | OPS-VEH REGISTRAT:UNION TRUCKS | 1,855.40 | - | - | - | - | - | - | - | 12,180.32 |
| 665112 | 001 | 2106 | OPS-VEH REGISTRAT: BOOM TRUCK | - | - | - | - | - | - | - | - | 419.88 |
| 665113 | 001 | 2106 | OPS-VEH REGISTRAT: BACKHOES | - | - | - | - | - | - | - | - | 272.00 |
| 665114 | 001 | 2106 | OPS-VEH REGISTRAT: DUMP TRUCKS | - | - | - | - | - | - | - | - | 6,015.60 |
| 665115 | 001 | 2106 | OPS-VEH REGISTRAT:NC-NON-UNION | - | - | - | - | - | - | - | - | - |
| 665116 | 001 | 2106 | OPS-VEH REGISTRAT: NC-UNION | - | - | - | - | - | - | - | - | 1,711.12 |
| 665117 | 001 | 2106 | OPS-VEH REGISTRAT: TRAILERS | - | - | - | - | - | - | - | - | 1,537.00 |
| 665118 | 001 | 2106 | OPS-VEH REGISTRATION:COMPRESS | - | - | - | - | - | - | - | - | 107.00 |
| 665119 | 001 | 2106 | OPS: REGISTRATION-NC TRAILERS | - | - | - | - | - | - | - | - | 179.00 |
| 665200 | 001 | 2106 | TRANS/EXP PAC MAINT VEH #200 | - | - | - | - | - | - | - | - | - |
| 665201 | 001 | 2106 | TRANS/EXP PAC VEHICILE #201 | - | - | - | - | - | - | - | - | - |
| 665250 | 001 | 2106 | TRANS/EXP: MISCELLANEOUS | 3,802.40 | 9,383.95 | 8,402.15 | 4,960.36 | 5,550.11 | 4,260.23 | 9,631.08 | 8,108.09 | 4,298.26 |
| 665400 | 001 | 2106 | FUEL PURCHASED: GAS/DIESEL | 9,482.07 | 9,623.74 | 9,182.65 | 9,472.00 | 13,470.20 | 11,108.36 | 10,933.24 | 11,495.28 | 8,780.24 |
| 665410 | 001 | 2106 | MOTOR OIL | 2,170.91 | - | - | - | - | - | - | - | - |
| 665480 | 001 | 2106 | VACTOR MACHINE | - | - | - | - | - | - | - | - | - |
| 665500 | 001 | 2106 | COMPRESSOR EXPENSE | - | 356.59 | - | 601.74 | 657.44 | - | - | 592.10 | - |
| 665700 | 001 | 2106 | TRANS/EXP: CREDITS | - | - | - | - | - | - | - | - | - |
| 665701 | 001 | 2106 | TRANS/EXP TRUCK (CREDIT) | (38,244.75) | (35,851.50) | (34,145.75) | (45,011.25) | (62,835.25) | (52,208.50) | (50,102.25) | (56,570.50) | (49,301.00) |
| 665702 | 001 | 2106 | TRANS/EXP BACKHOE (CREDIT) | (4,788.00) | (4,778.50) | (2,541.25) | (3,610.00) | (7,504.25) | (6,305.25) | (6,767.25) | (8,410.50) | (7,355.25) |
| 665703 | 001 | 2106 | TRANS/EXP COMPRESSOR (CREDIT) | (285.00) | - | - | - | - | (712.50) | - | (1,653.00) | (1,083.00) |
| 665999 | 001 | 2106 | INVENTORY ADJUSTMENT | (184.10) | (2,397.55) | - | - | - | - | - | - | - |
| 662007 | 001 | 2106 | EMPLOYEE RELATIONS | 830.56 | 984.83 | 1,640.09 | 70.00 | 1,000.55 | 166.62 | - | 162.00 | 1,969.76 |
| 673001 | 001 | 2106 | MAINT MAINS: REPAIRS | 15,617.62 | 7,979.10 | 12,727.99 | 4,917.57 | 4,618.80 | 43,683.58 | 553.02 | 13,244.14 | 20,660.86 |
| 673002 | 001 | 2106 | MAINT MAINS: GATE PROGRAM | 4,473.66 | 1,927.79 | 6,703.09 | 40,613.27 | 94,587.87 | 105,528.51 | 91,393.64 | 58,125.33 | 95,199.66 |
| 673003 | 001 | 2106 | MAINT MAINS: FLUSHING LN | 234.25 | 1,986.95 | 558.96 | 19,250.27 | 51,343.21 | 144.99 | 4,944.59 | 1,309.92 | 3,822.30 |
| 673004 | 001 | 2106 | MAINT GATES: INSPECTION | 9,582.02 | 10,865.16 | 12,759.94 | 5,386.81 | 6,683.28 | 5,728.64 | 3,828.71 | 9,524.23 | 13,176.09 |
| 673010 | 001 | 2106 | MAINT MAINS:REPAIRS-COMM SYS | - | - | - | - | - | - | - | - | - |
| 673012 | 001 | 2106 | MAINT MAINS:GATE PROG-COMM SYS | - | - | - | - | - | - | - | - | - |
| 673013 | 001 | 2106 | MAINT MAINS:FLUSHING-COMM SYS | - | - | - | - | - | - | - | - | - |
| 673111 | 001 | 2106 | UNION LABOR: CLEARING | (6,911.02) | 143.37 | (504.66) | 6,689.21 | (6,069.03) | 1,435.35 | 2,465.10 | 1,578.84 | (3,625.04) |
| 673140 | 001 | 2106 | MAINT GATES-INSPECTIONS-COMSYS | - | - | - | - | - | - | - | - | - |
| 673222 | 001 | 2106 | CONTRACTOR: CLEARING | 5,048.43 | (384.16) | (611.88) | (1,968.59) | (1,476.69) | 6,436.20 | (495.00) | (2,628.13) | (1,074.00) |
| 673900 | 001 | 2106 | MAINT OF MAINS: W HOLLIS PRV | 14.89 | 14.89 | 14.89 | 14.89 | 14.89 | 14.89 | 14.89 | 15.58 | 16.21 |
| 675000 | 001 | 2106 | MAINTENANCE: SERVICES | 17,501.64 | 28,772.44 | 10,829.01 | 22,434.73 | 19,897.60 | 75,892.84 | 31,303.24 | 72,196.68 | 44,323.77 |

| | | | | | | | | | | | | |
|--------|-----|-----------|--|-------------------|-------------------|-------------------|-------------------|-------------------|-------------------|-------------------|-------------------|-------------------|
| 675001 | 001 | 2106 | MAINT: SERVICES - COMM SYSTEMS | - | - | - | - | - | - | - | - | - |
| 676000 | 001 | 2106 | MAINTENANCE: METERS | 1,157.36 | 591.25 | 1,036.59 | 524.65 | 562.92 | 849.80 | 1,213.82 | 861.68 | 575.54 |
| 676001 | 001 | 2106 | MAINT: METERS - COMM SYSTEMS | - | - | - | - | - | - | - | - | - |
| 677000 | 001 | 2106 | MAINTENANCE: HYDRANTS | - | - | 662.37 | - | - | - | - | (308.17) | - |
| 677001 | 001 | 2106 | MAINTENANCE: HYDRANTS-REPAIRS | 6,757.50 | 4,342.60 | 7,365.70 | 3,855.02 | 4,941.96 | 5,128.48 | 3,265.33 | 6,692.79 | 405.61 |
| 677002 | 001 | 2106 | MAINTENANCE: HYDRANTS-PAINTING | - | - | - | - | 5,770.46 | 7,492.60 | 9,272.13 | 3,823.94 | - |
| 677003 | 001 | 2106 | MAINTENANCE: HYDRANTS-INSPECTN | 8,194.47 | - | 12,227.92 | 14,920.80 | 4,276.49 | 3,962.02 | 4,532.15 | 4,398.14 | 3,646.25 |
| 677011 | 001 | 2106 | MAINT: HYDRANTS-COMM SYSTEMS | - | - | - | - | - | - | - | - | - |
| 677012 | 001 | 2106 | MAINT HYDRANTS:PAINT-COMM SYS | - | - | - | - | - | - | - | - | - |
| 662100 | 001 | 2106 | PWW-DUTY PAY (WTP) | 4,064.00 | 3,970.00 | 4,752.31 | 3,864.00 | 4,366.00 | 4,494.38 | 4,276.00 | 4,116.00 | 4,502.16 |
| 677013 | 001 | 2106 | MAINT HYDRANTS:INSPECT-COM SYS | - | - | - | - | - | - | - | - | - |
| 678000 | 001 | 2106 | MONITOR CONTRACTORS MARKING | 8,148.38 | 6,672.24 | 11,633.00 | 12,765.80 | 12,278.46 | 9,233.83 | 9,882.83 | 10,353.74 | 10,771.29 |
| 678001 | 001 | 2106 | MONITOR CONTR MARKING-COMM SYS | - | - | - | - | - | - | - | - | - |
| 678950 | 001 | 2106 | MAINT: MISC GENERAL EQUIPMENT | 2,480.10 | 1,884.90 | 3,970.02 | 2,451.86 | 3,532.55 | 1,724.06 | 2,969.99 | 4,057.46 | 2,895.65 |
| 921200 | 001 | 2106 | RENTAL EXP PARKING: WILL ST | - | - | - | - | - | - | - | - | - |
| 921300 | 001 | 2106 | OFFICE SUPPLY & EXP- WILL ST | 1,181.63 | 1,100.50 | 893.94 | 1,386.07 | 1,504.72 | 921.46 | 990.38 | 1,519.09 | 772.00 |
| 921310 | 001 | 2106 | OFFICE EXPENSE: WILL ST-GAS | 1,324.90 | 1,556.84 | 895.67 | 964.54 | 489.76 | 259.93 | 196.10 | 157.50 | 185.24 |
| 921320 | 001 | 2106 | OFFICE EXPENSE: WILL ST-ELECT | 4,266.39 | 4,003.11 | 3,526.49 | 3,082.51 | 2,365.25 | 1,922.26 | 2,624.48 | 2,710.63 | 2,363.04 |
| 921330 | 001 | 2106 | OFFICE EXPENSE: WILL ST-PHONE | 3,678.35 | 3,766.17 | 3,377.26 | 3,302.24 | 3,353.27 | 3,522.44 | 3,444.96 | 3,474.77 | 3,488.84 |
| 926002 | 001 | 2106 | EMP BENEFIT-BOOTS,VAC,HOL-OPS | 31,122.91 | 28,551.77 | 30,955.49 | 27,499.28 | 32,514.52 | 22,438.43 | 39,653.93 | 30,301.41 | 28,657.22 |
| 950120 | 001 | 2106:2109 | MAINTENANCE: GARAGE | 9,630.10 | 8,262.20 | 9,022.89 | 10,900.95 | 6,371.73 | 14,178.43 | 7,929.99 | 6,995.94 | 8,275.24 |
| 950130 | 001 | 2106:2109 | MAINTENANCE: METER SHOP | - | - | - | - | - | - | - | - | - |
| | | | | 207,296.81 | 180,643.14 | 219,636.75 | 264,614.18 | 314,557.36 | 358,975.89 | 292,245.40 | 273,442.38 | 304,551.74 |
| | | | Engineering Expense | | | | | | | | | |
| 660001 | 001 | 2107 | ENGINEERING VEHICLES | 474.25 | 130.26 | 1,028.88 | 288.35 | 601.55 | 1,744.54 | 3,904.72 | 207.15 | 2,820.22 |
| 660002 | 001 | 2107 | ENGINEERING - FUEL PURCHASED | 1,487.82 | 1,372.44 | 1,419.47 | 1,647.81 | 2,127.64 | 1,903.43 | 1,767.90 | 1,840.74 | 1,703.05 |
| 660003 | 001 | 2107 | ENGINEERING-VEH REGISTRATION | - | - | - | 168.00 | - | - | - | - | 4,319.80 |
| 660200 | 001 | 2107 | SALARIES & WAGES - ENGINEERING | 118,416.20 | 92,269.85 | 96,081.03 | 101,798.84 | 113,107.80 | 105,677.73 | 102,986.86 | 101,871.55 | 94,975.12 |
| 662001 | 001 | 2107 | ENGINEERING DEPT: EXPENSE | 158.75 | 1,398.30 | 2,328.18 | 1,129.39 | 2,633.13 | 3,378.84 | 5,215.07 | 5,330.42 | 7,987.76 |
| | | | | 120,537.02 | 95,170.85 | 100,857.56 | 105,032.39 | 118,470.12 | 112,704.54 | 113,874.55 | 109,249.86 | 111,805.95 |
| | | | Customer Accounts & Collection Expenses | | | | | | | | | |
| 902000 | 001 | 2108 | CUSTOMER ORDS: COLLECTIONS | 3,893.03 | 3,086.94 | (6,979.97) | - | 15.00 | - | - | 884.41 | (899.41) |
| 903000 | 001 | 2108 | CUSTOMER ORDS: COLLECTIONS | 143.00 | 313.50 | 8,165.88 | 5,621.33 | 4,002.64 | 2,303.70 | 4,706.61 | 5,738.27 | 4,130.28 |
| 902001 | 001 | 2108 | METER READING | 911.48 | 1,364.83 | 1,240.39 | 1,578.15 | 1,010.33 | 1,524.30 | 1,022.51 | 1,595.25 | 1,583.65 |
| 902002 | 001 | 2108 | WATER BAN: COMMUNITY SYSTEMS | - | - | - | - | - | - | - | - | - |
| 902003 | 001 | 2108 | EMPLOY BENEF-BOOTS/VACA/HOL-CS | - | 289.91 | - | - | - | - | - | - | (289.91) |
| 902004 | 001 | 2108 | SICK - CUST SERVICE - UNION | - | 27.61 | - | - | - | - | - | - | (27.61) |
| 903004 | 001 | 2108 | SICK - CUST SERVICE - UNION | 911.13 | - | 883.52 | 220.88 | 82.83 | - | - | - | 27.61 |
| 902010 | 001 | 2108 | CUST ORDS:COLLECTIONS-COM SYS | - | - | - | - | - | - | - | - | - |
| 902011 | 001 | 2108 | METER READING: COMM SYSTEMS | - | - | 531.75 | 93.78 | - | - | - | - | - |
| 902096 | 001 | 2108 | METER READING-EXCEPT: COMM SYS | - | - | 77.00 | 16.50 | 22.00 | 115.50 | - | - | - |
| 902097 | 001 | 2108 | METER READING-TRANSF: COMM SYS | - | - | - | - | - | - | - | - | - |
| 902098 | 001 | 2108 | METER READING: TRANSFERS | 2,416.59 | 2,493.21 | 2,158.30 | 2,859.93 | 3,425.68 | 3,501.49 | 3,395.41 | 4,045.36 | 3,396.89 |
| 902099 | 001 | 2108 | METER READING: EXCEPTIONS | 1,406.93 | 992.61 | 985.97 | 535.10 | 488.41 | 1,148.82 | 638.18 | 1,301.73 | 1,010.34 |
| 902100 | 001 | 2108 | BILLING & ACCOUNTING | - | - | - | - | - | - | - | 3,500.00 | (3,500.00) |
| 903100 | 001 | 2108 | BILLING & ACCOUNTING | 31,347.81 | 20,254.79 | 26,728.69 | 17,439.32 | 28,077.50 | 27,405.84 | 27,186.23 | 24,484.56 | 22,867.73 |
| 921140 | 001 | 2108 | COURIER & EXPRESS MAIL EXPENSE | - | - | 130.22 | - | - | 28.60 | - | - | 31.37 |
| 930200 | 001 | 2108 | PUBLIC RELATIONS | - | 3,418.61 | 479.15 | - | 742.48 | 541.37 | 29.34 | 55.00 | 0.50 |
| 902400 | 001 | 2108 | WATER BAN | - | - | - | - | - | - | - | - | - |
| 920001 | 001 | 2108 | WAGES: REVENUE & CUSTOMER OPER | 100,531.54 | 82,993.35 | 84,433.03 | 92,089.07 | 99,153.87 | 88,663.47 | 86,003.89 | 88,233.93 | 91,939.41 |
| 903003 | 001 | 2108 | EMPLOYEE BENEFITS:BOOTS/VACATION | 984.03 | 61.65 | 79.07 | 389.97 | 1,153.83 | 465.11 | 696.82 | 264.15 | 606.00 |
| 904000 | 001 | 2108 | UNCOLLECTABLE ACCOUNTS | 2,608.11 | 4,075.84 | (2,248.22) | 713.03 | 1,314.00 | 5,731.47 | 1,874.68 | 2,083.82 | 3,999.25 |
| | | | | 145,153.65 | 119,372.85 | 116,664.78 | 121,557.06 | 139,488.57 | 131,429.67 | 125,553.67 | 132,186.48 | 124,876.10 |
| | | | Administrative and General Expense | | | | | | | | | |
| 920000 | 001 | 2109 | SALARIES & WAGES - ADMIN | 17,135.77 | 14,731.15 | 15,482.10 | 16,660.22 | 14,961.98 | 12,635.22 | 17,214.96 | 15,037.60 | 14,851.23 |
| 920001 | 001 | 2109 | WAGES: REVENUE & CUSTOMER OPER | - | - | - | - | - | - | - | - | - |

| | | | | | | | | | | | | |
|--------|-----|------|-----------------------------------|-------------|-------------|-------------|-------------|-------------|-------------|-------------|-------------|-------------|
| 920002 | 001 | 2109 | SALARIES & WAGES: ACCOUNTING | 71,767.09 | 56,566.84 | 60,600.64 | 63,275.31 | 66,679.87 | 56,679.37 | 55,255.26 | 57,084.20 | 60,728.23 |
| 920003 | 001 | 2109 | SALARIES & WAGES: IS | - | - | - | - | - | - | - | - | - |
| 920004 | 001 | 2109 | SALRIES & WAGES: PWS | 14,777.31 | 10,451.15 | 12,582.88 | 10,878.99 | 14,034.17 | 12,351.05 | 12,406.49 | 10,760.32 | 10,199.29 |
| 920005 | 001 | 2109 | SALARIES & WAGES: PWS ADMIN | - | - | - | - | - | - | - | - | - |
| 920100 | 001 | 2109 | OFFICERS SALARIES & WAGES | 45,950.01 | 38,051.07 | 42,152.64 | 48,339.18 | 35,172.51 | 40,147.69 | 37,683.52 | 41,781.39 | 40,918.02 |
| 920200 | 001 | 2109 | OFFICER'S SALARIES TRXF OUT | - | - | - | - | - | - | - | - | - |
| 921000 | 001 | 2109 | OFFICE SUPPLIES & EXPENSE | 4,214.59 | 2,804.34 | 3,088.15 | 2,777.93 | 3,296.82 | 2,087.95 | 2,851.33 | 3,414.78 | 3,897.14 |
| 921001 | 001 | 2109 | TRANS/EXP MAIN OFFICE - VEH #1 | - | - | - | - | - | - | - | - | - |
| 921002 | 001 | 2109 | SENIOR MANAGEMENT VEHICLES | 1,298.64 | 263.78 | 24.99 | 868.25 | 302.86 | 24.99 | 665.69 | 132.03 | 24.99 |
| 921003 | 001 | 2109 | SENIOR MGMT - FUEL PURCHASED | 318.23 | 380.95 | 315.11 | 303.74 | 406.11 | 442.53 | 415.45 | 461.09 | 349.67 |
| 921004 | 001 | 2109 | SENIOR MGMT-VEH REGISTRATION | - | - | - | - | - | - | - | - | 476.40 |
| 921130 | 001 | 2109 | OFFICE EQUIP: RENTAL/LEASE EXP | 6,006.65 | 6,605.51 | 3,454.20 | 807.20 | 6,450.00 | 3,454.20 | 524.82 | 4,704.28 | 3,804.68 |
| 921131 | 001 | 2109 | VEHICLE LEASES | - | - | - | - | - | - | - | - | - |
| 921133 | 001 | 2109 | IT VEHICLE EXPENSE-FUEL | - | - | - | - | - | - | - | - | - |
| 921134 | 001 | 2109 | IT VEHICLE EXPENSE-REGISTRATION | - | - | - | - | - | - | - | - | - |
| 921132 | 001 | 2109 | IT VEHICLE EXPENSE | - | - | - | - | - | - | - | - | - |
| 921140 | 001 | 2109 | COURIER & EXPRESS MAIL EXPENSE | - | - | - | - | - | - | - | - | - |
| 921150 | 001 | 2109 | RENTAL EXPENSE: HECOP III | 27,382.06 | 27,382.06 | 27,382.06 | 27,382.06 | 35,321.03 | 27,382.06 | 27,382.06 | 27,790.75 | 27,790.75 |
| 921160 | 001 | 2109 | OFFICE EXP: MANCHESTR ST-PHONE | - | - | - | - | - | - | - | - | - |
| 921170 | 001 | 2109 | OFFICE EXPENSE: MANCH ST ELECT | 3,590.19 | 3,315.13 | 3,190.09 | 3,712.05 | 3,532.20 | 3,949.30 | 4,842.60 | 4,580.58 | 4,185.57 |
| 922000 | 001 | 2109 | MISC EXP: TRNSF-CR (OVERHEAD) | (75,591.75) | (62,124.85) | (65,185.64) | (62,150.74) | (64,237.98) | (57,817.75) | (53,279.32) | (69,689.52) | (60,542.10) |
| 922200 | 001 | 2109 | LABOR: OVERHEAD | (87,762.48) | (72,149.42) | (70,928.87) | (74,590.14) | (70,541.39) | (67,454.67) | (83,087.20) | (76,584.17) | (78,387.04) |
| 923000 | 001 | 2109 | OUTSIDE SERVICES | 18,590.54 | 21,702.56 | 34,256.98 | 29,088.19 | 21,844.80 | 22,354.29 | 2,924.42 | 36,589.62 | 13,865.81 |
| 924000 | 001 | 2109 | INSURANCE EXPENSE | 43,975.92 | 49,622.97 | 46,820.27 | 19,421.27 | 46,749.01 | 46,820.27 | 46,820.27 | 46,820.30 | 46,820.34 |
| 926001 | 001 | 2109 | OFFICER'S LIFE INSURANCE | 386.13 | 386.19 | 386.19 | 386.19 | 386.19 | 386.19 | 386.19 | 386.19 | 2,055.19 |
| 926100 | 001 | 2109 | SICKNESS & FUNERAL PAY | - | - | - | - | - | - | - | - | - |
| 926200 | 001 | 2109 | PENSION- DB PLAN | 110,420.17 | 110,420.17 | 110,420.17 | 110,420.17 | 110,420.17 | 110,420.17 | 110,420.17 | 110,420.17 | 110,420.17 |
| 926250 | 001 | 2109 | GROUP PENSION: 401K | 20,819.43 | 20,639.00 | 26,078.35 | 21,738.18 | 27,805.82 | 16,900.27 | 27,239.50 | 26,572.61 | 21,257.07 |
| 926255 | 001 | 2109 | EARLY RETIREE HEALTH EXPENSE | - | - | - | - | - | - | - | - | - |
| 926260 | 001 | 2109 | POST-65 RETIREMENT HEALTH EXP | 21,844.75 | 27,057.49 | 27,057.49 | 11,419.27 | 21,844.75 | 21,844.75 | 21,844.75 | 21,844.75 | 21,844.75 |
| 926300 | 001 | 2109 | EMPLOYEE SERVICE AWARDS | - | - | - | - | - | - | - | - | 71.76 |
| 926400 | 001 | 2109 | GROUP HEALTH INSURANCE | 157,487.10 | 149,805.27 | 147,708.67 | 150,216.58 | 135,421.05 | 152,905.68 | 143,254.88 | 125,574.40 | 143,844.78 |
| 926401 | 001 | 2109 | HEALTH INSURANCE:OPT OUT | - | - | - | - | - | 13,017.25 | - | - | - |
| 926410 | 001 | 2109 | GROUP DENTAL | 18,738.45 | 18,259.89 | 17,811.01 | 17,791.97 | 17,655.09 | 12,318.76 | 18,611.50 | 18,012.16 | 17,785.58 |
| 926420 | 001 | 2109 | GROUP LIFE/DISABILITY INSURANC | 3,231.00 | 3,257.50 | 3,257.50 | 3,259.50 | 3,286.00 | 1,427.97 | 3,235.00 | 3,282.00 | 3,312.50 |
| 926440 | 001 | 2109 | EMPLOYEE BENEFITS/ SECTION 125 | - | - | - | - | - | - | - | - | - |
| 926500 | 001 | 2109 | MISC EMPLOYEE BENEFITS | 270.16 | - | 1,526.28 | (548.14) | 629.20 | 292.83 | 224.25 | 526.21 | 323.25 |
| 926501 | 001 | 2109 | MISC EMPLOYEE BENEFITS-WELLNESS | - | 98.68 | - | 8.44 | 2,730.47 | (26.17) | (275.12) | 520.00 | 150.00 |
| 926502 | 001 | 2109 | MISC EMPLOYEE BENEFITS-ACTIVITIES | - | - | 1,619.00 | (1,183.50) | (95.00) | 788.96 | 135.00 | 918.29 | - |
| 926503 | 001 | 2109 | MISC EMPLOYEE BENEFITS-SAFETY | 1,012.63 | 2,587.37 | - | - | 4,120.62 | - | - | - | 350.00 |
| 926505 | 001 | 2109 | EMPLOYEE RELATIONS | - | - | - | - | - | - | - | - | - |
| 926600 | 001 | 2109 | TUITION REIMBURSEMENTS | - | 4,181.00 | 2,860.99 | 2,994.70 | 1,091.25 | 1,144.48 | 3,010.25 | 5,761.78 | - |
| 926610 | 001 | 2109 | TRAINING EDUCATIONAL SEMINARS | 3,081.33 | (1,525.00) | 3,173.90 | 3,271.41 | 11,257.48 | 3,100.06 | 3,751.42 | 2,163.86 | 2,788.73 |
| 926801 | 001 | 2109 | SUP BEN: SUP EXE RETIRE PLAN | - | - | 10,339.00 | - | - | 30,587.00 | - | - | 6,177.00 |
| 928000 | 001 | 2109 | REGULATORY COMMISSION EXPENSE | 10,144.00 | 10,144.00 | 10,144.00 | 10,144.00 | 10,144.00 | 10,144.00 | 10,144.00 | 5,810.00 | 7,977.00 |
| 930100 | 001 | 2109 | MEETINGS & CONVENTIONS | 1,340.71 | 1,251.52 | 14,391.08 | 3,780.44 | 2,581.99 | 2,966.18 | 5,220.93 | 75.00 | 7,108.08 |
| 930101 | 001 | 2109 | MEMBERSHIPS | 2,477.79 | 2,542.80 | 2,532.84 | 3,277.59 | 2,662.05 | 2,488.05 | 2,646.80 | 3,082.30 | 2,462.55 |
| 930102 | 001 | 2109 | LICENSING FEES | 490.00 | 590.00 | 1,073.06 | 640.00 | 490.00 | 1,690.00 | 829.78 | 615.00 | 565.00 |
| 930200 | 001 | 2109 | PUBLIC RELATIONS | 4,706.13 | 5,407.34 | 11,664.05 | 1,066.12 | 2,104.14 | 241.00 | - | - | - |
| 930300 | 001 | 2109 | MEALS | 502.56 | 488.44 | 18.98 | 79.25 | 169.90 | 154.00 | 326.56 | 19.52 | 9.46 |
| 930400 | 001 | 2109 | MISCELLANEOUS GENERAL EXPENSE | - | 210.00 | - | 1,240.00 | 0.01 | (492.76) | - | - | (841.05) |
| 930405 | 001 | 2109 | MISC GEN EXP: RECRUITMENT FEES | 236.25 | 130.00 | 661.50 | 301.25 | 2,342.25 | 1,727.75 | 208.75 | 100.00 | 1,671.74 |
| 930410 | 001 | 2109 | CHARITABLE CONTRIBUTIONS | - | - | - | - | - | - | - | - | - |
| 950100 | 001 | 2109 | MAINTENANCE: OFFICE PROPERTY | - | 100.00 | - | 100.00 | 100.00 | 100.00 | 100.00 | 100.00 | 100.00 |
| 950110 | 001 | 2109 | MAINTENANCE: MANCHESTER STREET | 2,012.15 | 2,805.30 | 3,007.13 | 5,297.98 | 2,052.94 | 2,048.07 | 2,047.03 | 3,512.52 | 2,436.85 |
| 950200 | 001 | 2109 | MAINT: OFFICE FURNT & EQUIP | - | - | - | - | - | - | - | - | - |

| | | | | | | | | | | | | |
|--------|-----|------|------------------------------------|---------------------|---------------------|---------------------|---------------------|---------------------|---------------------|---------------------|---------------------|---------------------|
| 950300 | 001 | 2109 | MAINT: COMMUNICATION EQUIP | - | - | - | - | - | - | - | - | - |
| 950400 | 001 | 2109 | MAINT: MISC GENERAL EQUIP | - | - | - | - | - | - | - | - | - |
| 950500 | 001 | 2109 | MAINT: COMPUTER EQUIPMENT | - | - | - | - | - | - | - | - | - |
| | | | | 450,853.51 | 456,440.20 | 508,966.79 | 432,474.91 | 473,172.36 | 489,230.99 | 425,981.99 | 432,180.01 | 440,853.39 |
| | | | IS Expenses | | | | | | | | | |
| 920003 | 001 | 2110 | SALARIES & WAGES: IS | 46,754.67 | 39,261.65 | 41,310.44 | 41,854.95 | 44,048.23 | 38,011.83 | 37,154.17 | 38,835.42 | 39,053.63 |
| 921000 | 001 | 2110 | OFFICE SUPPLIES & EXPENSE | - | 16.38 | - | - | 57.31 | 17.99 | 241.11 | - | - |
| 921132 | 001 | 2110 | IT VEHICLE EXPENSE | - | - | - | - | - | - | 243.36 | - | - |
| 921133 | 001 | 2110 | IT VEHICLE EXPENSE-FUEL | - | - | - | 73.80 | 33.16 | - | 81.51 | - | 36.50 |
| 921134 | 001 | 2110 | IT VEHICLE EXPENSE-REGISTRATION | - | - | - | - | - | - | - | - | - |
| 921160 | 001 | 2110 | OFFICE EXP: MANCHESTR ST-PHONE | 2,532.12 | 2,121.27 | 2,552.94 | 2,484.61 | 2,426.72 | 2,717.99 | 2,660.23 | 2,391.64 | 2,392.54 |
| 950300 | 001 | 2110 | MAINT: COMMUNICATION EQUIP | 1,947.69 | 1,992.09 | 1,812.18 | 1,805.89 | 1,924.77 | 1,903.62 | 1,866.90 | 1,866.90 | 1,866.90 |
| 950500 | 001 | 2110 | MAINT: COMPUTER EQUIPMENT | 42,353.27 | 48,304.64 | 47,596.34 | 46,647.56 | 56,773.74 | 46,881.65 | 44,429.65 | 45,444.67 | 39,780.22 |
| | | | | 93,587.75 | 91,696.03 | 93,271.90 | 92,866.81 | 105,263.93 | 89,533.08 | 86,676.93 | 88,538.63 | 83,129.79 |
| | | | Inter Div Management Fee | | | | | | | | | |
| 930500 | 001 | 2100 | INTERCOMPANY MGMT FEE: PCP | 17,984.00 | 17,538.00 | 22,095.00 | 17,676.00 | 19,062.00 | 17,928.00 | 18,232.00 | 18,927.00 | 19,604.00 |
| 930510 | 001 | 2100 | INTCO MGMT FEE:TSC/PWS/PAC/PEU | (253,162.00) | (209,763.00) | (416,076.00) | (300,822.00) | (297,502.00) | (267,885.00) | (269,936.00) | (266,238.00) | (263,177.00) |
| 930520 | 001 | 2109 | INTERCO MGT:INSIDE GEN COUNSEL | - | - | - | - | - | - | - | - | - |
| | | | Total Operating Expenses | 1,134,003.50 | 1,093,324.52 | 1,009,405.44 | 1,121,608.48 | 1,285,535.45 | 1,355,735.10 | 1,321,705.68 | 1,305,069.89 | 1,350,556.65 |
| | | | Depreciation Expense | | | | | | | | | |
| 403000 | 001 | 2100 | DEPRECIATION EXPENSE | 497,225.92 | 495,992.65 | 496,708.11 | 494,509.75 | 495,402.33 | 496,580.91 | 496,581.91 | 544,178.38 | 502,453.80 |
| 406100 | 001 | 2100 | AMORT OF BON TERRAIN ACQ ADJ | (849.62) | (849.62) | (849.62) | (849.62) | (849.62) | (849.62) | (849.62) | (849.62) | (849.62) |
| 406101 | 001 | 2100 | AMORT OF SOUHEGAN WDS ACQ ADJ | (1,402.51) | (1,402.51) | (1,402.52) | (1,402.52) | (1,402.51) | (1,402.52) | (1,402.51) | (1,402.51) | (1,402.52) |
| | | | | 494,973.79 | 493,740.52 | 494,455.97 | 492,257.61 | 493,150.20 | 494,328.77 | 494,329.78 | 541,926.25 | 500,201.66 |
| | | | Amortization Expense: CIAC | | | | | | | | | |
| 405300 | 001 | 2100 | AMORTIZATION EXPENSE: CIAC | (64,562.63) | (64,787.54) | (64,888.91) | (64,940.71) | (65,327.65) | (65,464.50) | (67,276.19) | (110,071.63) | (68,923.44) |
| | | | | (64,562.63) | (64,787.54) | (64,888.91) | (64,940.71) | (65,327.65) | (65,464.50) | (67,276.19) | (110,071.63) | (68,923.44) |
| | | | Amortization Expense | | | | | | | | | |
| 407320 | 001 | 2100 | AMORT EXP - DEFERRED CHARGES | 10,750.73 | 10,750.76 | 10,750.87 | 10,937.66 | 10,114.54 | 11,470.63 | 11,430.23 | 11,383.79 | 11,383.97 |
| 407100 | 001 | 2100 | AMORT: ACQUISITION PREMIUM | 152,827.95 | 156,534.70 | 156,533.92 | 156,533.92 | 156,534.70 | 156,533.92 | 156,534.71 | 156,533.91 | 156,534.71 |
| | | | | 163,578.68 | 167,285.46 | 167,284.79 | 167,471.58 | 166,649.24 | 168,004.55 | 167,964.94 | 167,917.70 | 167,918.68 |
| 414000 | 001 | 2100 | GAIN FROM ARRA LOAN FORGIVNESS | (5,273.67) | (5,273.67) | (5,273.67) | (5,273.67) | (5,273.67) | (5,273.67) | (5,273.67) | (5,273.67) | (5,273.67) |
| 414100 | 001 | 2100 | GAIN ON DISP/UTIL PROP-PAPP ND | - | - | - | - | - | - | - | - | - |
| 921161 | 001 | 2109 | RENT EXP-HECOP III FITUP ALLOW | - | - | - | - | - | - | - | - | - |
| | | | Taxes Other than Income Tax | | | | | | | | | |
| 408110 | 001 | 2100 | LOCAL PROPERTY TAXES | 328,145.34 | 328,145.34 | 328,145.37 | 332,699.04 | 375,529.39 | 354,153.73 | 354,153.74 | 354,153.74 | 354,232.75 |
| 408120 | 001 | 2100 | MEDICARE TAX EXPENSE | 11,751.23 | 9,903.40 | 10,592.62 | 11,702.88 | 12,546.43 | 11,316.56 | 12,279.46 | 11,398.05 | 10,869.24 |
| 408121 | 001 | 2100 | FICA TAX EXPENSE | 50,246.60 | 42,345.64 | 45,292.61 | 50,039.90 | 53,646.74 | 48,388.06 | 52,505.35 | 47,642.18 | 44,410.35 |
| 408122 | 001 | 2100 | FUTA TAX EXPENSE | 3,578.17 | 556.24 | 79.44 | 42.49 | 149.73 | 140.58 | 136.33 | 39.86 | - |
| 408123 | 001 | 2100 | SUTA TAX EXPENSE - NH | 3,934.00 | 2,337.72 | 948.03 | 306.05 | 211.94 | 198.95 | 181.29 | (689.33) | 18.66 |
| 408125 | 001 | 2100 | SUTA TAX EXPENSE - MASS | 992.56 | 640.69 | 126.33 | 15.06 | - | - | (8.12) | - | - |
| 408130 | 001 | 2100 | NH BET TAXES | - | - | - | - | - | - | - | - | - |
| 408126 | 001 | 2100 | EXCISE TAXES | - | - | - | - | - | - | 232.75 | - | - |
| | | | | 398,647.90 | 383,929.03 | 385,184.40 | 394,805.42 | 442,084.23 | 414,197.88 | 419,480.80 | 412,544.50 | 409,531.00 |
| | | | Income Tax | | | | | | | | | |
| 409102 | 001 | 2100 | PROV/FED INC TAX/CURRENT | 25,538.68 | 50,458.09 | 63,066.33 | 37,472.35 | 71,893.65 | 53,282.37 | 289,442.20 | 259,532.25 | 151,872.81 |
| 409113 | 001 | 2100 | PROVS FOR NH BUS PRFTS TAX CUR | 10,431.50 | 20,610.04 | 25,759.99 | 13,328.12 | 28,560.13 | 21,166.71 | 114,982.46 | 103,100.56 | 60,332.29 |
| 409120 | 001 | 2100 | MASS EXERCISE TAX | - | - | - | - | - | - | - | - | - |
| 410102 | 001 | 2100 | PROV/FED INC TAX/DEFERRED | - | - | - | - | - | - | - | - | - |
| 410113 | 001 | 2100 | PROV NH INCOME TAX DEFERRED | - | - | - | - | - | - | - | - | - |
| 410120 | 001 | 2100 | PROV MA INCOME TAX DEFERRED | - | - | - | - | - | - | - | - | - |

| | | | | | | | | | | | | |
|--------|-----|------|---|---------------------|---------------------|---------------------|---------------------|---------------------|---------------------|---------------------|---------------------|---------------------|
| 411000 | 001 | 2100 | AMORT OF REGULATORY LIABILITY | - | - | - | - | - | - | - | - | - |
| 412000 | 001 | 2100 | INVESTMENT TAX CREDITS | (2,753.00) | (2,753.00) | (2,753.00) | (2,753.00) | (2,753.00) | (2,753.00) | (2,753.00) | (2,753.00) | (2,753.00) |
| | | | | 33,217.18 | 68,315.13 | 86,073.32 | 48,047.47 | 97,700.78 | 71,696.08 | 401,671.66 | 359,879.81 | 209,452.10 |
| | | | Total Operating Deducts | 2,154,584.75 | 2,136,533.45 | 2,072,241.34 | 2,153,976.18 | 2,414,518.58 | 2,433,224.21 | 2,732,603.00 | 2,671,992.85 | 2,563,462.98 |
| | | | Net Operating Income | 230,841.05 | (140,016.64) | 288,237.36 | 197,625.18 | 65,016.19 | 238,331.88 | 800,108.73 | 961,068.55 | 630,876.50 |
| | | | Non-Operating Revenue Deductions | | | | | | | | | |
| 421000 | 001 | 2100 | MISC NON-UTILITY INCOME | - | - | - | - | - | - | (16,876.94) | (71,549.09) | - |
| 426000 | 001 | 2100 | NON-OPERATING REVENUE DEDUCTS | - | - | - | - | - | - | - | - | - |
| 426001 | 001 | 2100 | MISCELLANEOUS NON-UTILITY EXP | - | - | - | - | - | - | - | - | - |
| | | | Other Income | - | - | - | - | - | - | 16,876.94 | 71,549.09 | - |
| 420000 | 001 | 2100 | AFUDC-INTEREST(DEBT) COMPONENT | (1,402.00) | (1,179.00) | (2,304.00) | (1,725.00) | (1,787.00) | (6,257.00) | (3,365.00) | (6,644.00) | (7,983.00) |
| 420100 | 001 | 2100 | AFUDC - EQUITY COMPONENT | (789.00) | (693.00) | (1,187.00) | (889.00) | (841.00) | (2,945.00) | (1,584.00) | (3,127.00) | (3,756.00) |
| | | | | (2,191.00) | (1,872.00) | (3,491.00) | (2,614.00) | (2,628.00) | (9,202.00) | (4,949.00) | (9,771.00) | (11,739.00) |
| | | | Interest Expense | | | | | | | | | |
| 427300 | 001 | 2100 | INTEREST EXP: BONDS & NOTES | 311,160.31 | 285,140.30 | 308,478.30 | 299,619.65 | 366,927.19 | 328,311.15 | 333,780.07 | 336,330.70 | 326,795.50 |
| 427200 | 001 | 2100 | LINE OF CREDIT INTEREST | 28,969.17 | 30,280.83 | 32,329.55 | 4,574.79 | 1,359.51 | 3,255.06 | 6,311.49 | 8,026.81 | 9,309.54 |
| 427325 | 001 | 2100 | INTEREST EXP:DEBT SERVICE COST | - | - | - | - | - | - | - | - | - |
| 428000 | 001 | 2100 | AMORTIZATION OF DEBT EXPENSE | 22,606.03 | 22,793.53 | 22,606.03 | 22,606.03 | 21,272.93 | 23,158.23 | 23,158.23 | 23,314.93 | 23,189.57 |
| 428001 | 001 | 2100 | AMORT OF ORIGINAL ISSUE DISCNT | - | - | - | - | - | - | - | - | - |
| 428002 | 001 | 2100 | AMORTIZATION OF DISCOUNT ON BONDS | - | - | - | - | - | - | - | - | - |
| 429000 | 001 | 2100 | AMORTIZATION: PREMIUM ON DEBT | (10,168.21) | (10,168.21) | (10,168.21) | (11,073.74) | (11,073.74) | (11,073.74) | (11,073.74) | (11,073.74) | (11,073.74) |
| 427115 | 001 | 2100 | INTERCOMPANY INTEREST | (65,534.38) | (62,345.01) | (57,494.59) | (58,736.11) | (61,442.34) | (61,760.12) | (61,989.20) | (56,846.66) | (57,372.00) |
| 419000 | 001 | 2100 | INTEREST INCOME | - | - | - | - | - | - | - | - | - |
| | | | Total Interest | 287,032.92 | 265,701.44 | 295,751.08 | 256,990.62 | 317,043.55 | 281,890.58 | 290,186.85 | 299,752.04 | 290,848.87 |
| | | | Net Income (Or Loss) - MTD | (54,000.87) | (403,846.08) | (4,022.72) | (56,751.44) | (249,399.36) | (34,356.70) | 531,747.82 | 742,636.60 | 351,766.63 |
| | | | Net Income (Or Loss) - YTD | (54,000.87) | (457,846.95) | (461,869.67) | (518,621.11) | (768,020.47) | (802,377.17) | (270,629.35) | 472,007.25 | 823,773.88 |

| | 10 | 11 | 12 | 12 |
|---------------------|---------------------|---------------------|----------------------|----|
| Oct-19 | Nov-19 | Dec-19 | Total | |
| (2,483,906.80) | (2,160,116.50) | (1,760,210.22) | (26,008,875) | |
| - | - | - | (18,418) | |
| (40,475.00) | 842,842.00 | (131,911.00) | (129,436) | |
| - | - | - | 18,423 | |
| (47,738.23) | (442,605.04) | (171,254.24) | (1,049,281) | |
| - | - | - | (16,561) | |
| (644,086.00) | (644,086.00) | (644,086.00) | (7,729,032) | |
| 644,086.00 | 644,086.00 | 644,086.00 | 7,729,032 | |
| (391,201.41) | (391,244.41) | (390,938.93) | (4,691,199) | |
| 2,963,321.44 | 2,151,123.95 | 2,454,314.39 | 31,895,347.28 | |
| (216.00) | (54.00) | - | (3,672) | |
| (17,862.87) | (22,717.01) | (25,165.70) | (277,822) | |
| - | - | - | 3 | |
| (11,629.00) | (11,134.00) | (7,233.00) | (98,243) | |
| 4,830.03 | 12,568.94 | 2,481.21 | 114,138 | |
| (1,010.14) | (1,010.14) | (1,010.14) | (12,033) | |
| (9,088.20) | (9,081.07) | (9,078.30) | (107,420) | |
| 34,760.18 | 31,373.28 | 40,005.93 | 381,376 | |
| 2,998,297.62 | 2,182,551.23 | 2,494,320.32 | 32,280,395.31 | |
| 4,041.30 | 2,446.05 | 5,077.90 | 51,573 | |
| - | - | 1,477.28 | 9,114 | |
| 4,090.27 | 2,237.20 | 577.18 | 22,789 | |
| 639.98 | 639.98 | 162.81 | 15,350 | |
| 13,180.38 | 13,180.38 | 8,555.10 | 171,035 | |
| 1,043.51 | 1,035.58 | 1,035.58 | 12,093 | |
| 1,966.39 | 1,765.61 | 1,689.06 | 21,588 | |
| 519.27 | 107.07 | 107.07 | 6,916 | |
| 5,682.78 | 6,621.30 | 5,682.78 | 114,568 | |
| 16,496.55 | 12,540.04 | 6,450.84 | 109,142 | |
| 660.38 | 660.39 | 660.39 | 9,250 | |
| 392.67 | 381.72 | 381.72 | 4,953 | |
| - | - | - | - | |
| - | - | 75.00 | 1,335 | |
| 2,112.24 | 661.89 | 3,046.13 | 14,792 | |
| 23,843.19 | 21,884.40 | 19,653.89 | 262,269 | |
| 20,960.43 | 17,253.15 | 17,403.60 | 330,772 | |
| 43,480.36 | 39,482.06 | 38,912.62 | 565,259 | |
| 172.32 | 174.77 | 186.70 | 2,555 | |
| 48.11 | 187.00 | 201.32 | 1,030 | |
| 82.79 | 123.75 | 199.55 | 1,732 | |
| - | - | - | - | |
| 136.15 | 313.03 | 533.68 | 3,863 | |
| 373.27 | 341.76 | 967.22 | 9,143 | |
| 2,071.07 | 1,975.77 | 2,435.05 | 27,393 | |

| | | | |
|-----------|-----------|-------------|---------|
| 508.10 | 692.02 | 944.63 | 7,400 |
| - | - | - | - |
| - | - | - | 447 |
| - | - | - | - |
| 462.05 | 587.97 | 889.63 | 8,169 |
| 378.84 | 351.70 | 560.87 | 5,528 |
| 728.70 | 1,277.75 | 1,717.27 | 13,189 |
| 727.00 | 1,009.05 | 912.20 | 8,858 |
| 258.59 | 381.69 | 506.37 | 4,603 |
| 34,968.18 | 23,435.41 | 6,218.59 | 167,715 |
| 58.24 | 52.60 | 60.12 | 694 |
| 7,900.71 | 6,863.94 | 6,628.77 | 85,259 |
| 829.40 | 608.71 | 926.23 | 10,381 |
| 302.63 | 354.81 | 492.07 | 7,822 |
| 1,656.92 | 1,235.63 | 3,687.99 | 23,674 |
| - | - | - | - |
| 1,024.32 | 928.31 | 827.81 | 11,646 |
| 523.23 | 519.87 | 697.93 | 7,777 |
| 411.51 | 488.66 | 818.45 | 7,801 |
| 380.41 | 428.60 | 462.30 | 5,243 |
| 238.17 | 286.70 | 436.50 | 3,450 |
| 1,334.11 | 1,056.69 | 1,371.41 | 18,324 |
| 320.64 | 674.51 | 787.18 | 6,578 |
| 1,080.53 | 917.08 | 1,037.05 | 15,269 |
| 922.74 | 592.62 | 1,349.02 | 11,877 |
| 605.35 | 820.60 | 1,042.53 | 9,102 |
| 2,400.57 | 1,389.93 | 1,740.73 | 22,930 |
| 378.31 | 528.66 | 918.40 | 7,620 |
| 1,484.62 | 1,410.82 | 1,537.06 | 18,617 |
| 518.41 | 684.41 | 756.64 | 6,300 |
| 3,235.84 | 1,032.52 | 1,233.40 | 26,640 |
| 301.58 | 375.65 | 434.66 | 3,983 |
| 387.25 | 268.00 | 518.21 | 6,168 |
| 379.53 | 325.26 | 485.63 | 4,393 |
| 1,495.33 | 121.95 | 911.66 | 16,504 |
| 666.26 | 695.22 | 796.35 | 10,666 |
| 192.29 | 193.99 | 294.79 | 2,427 |
| 396.39 | 428.88 | 798.21 | 7,831 |
| 912.89 | 438.68 | 472.09 | 9,250 |
| 165.00 | 165.00 | 165.00 | 3,327 |
| 23,940.70 | 24,823.63 | 25,882.46 | 301,918 |
| 1,461.26 | 1,232.86 | 1,002.04 | 11,779 |
| 816.39 | 2,236.06 | 4,668.82 | 38,791 |
| 2,251.17 | 2,292.06 | 1,835.00 | 26,690 |
| 126.07 | 147.05 | - | 3,054 |
| 510.53 | 237.00 | 342.65 | 6,042 |
| - | - | - | - |
| - | - | - | - |
| 5,739.54 | 2,985.83 | 6,413.82 | 41,678 |
| 156.90 | 575.80 | 183.84 | 1,400 |
| 768.08 | 210.87 | 625.00 | 9,111 |
| - | - | - | - |
| 13,519.77 | 8,042.29 | (18,247.65) | 61,310 |
| 1,765.00 | 450.00 | 2,695.00 | 31,303 |
| 573.71 | 142.79 | 249.26 | 7,740 |
| 1,115.46 | 324.42 | - | 9,172 |

| | | | |
|-------------------|-------------------|-------------------|---------------------|
| 124.78 | 124.78 | - | 1,368 |
| - | - | - | (31) |
| 216.00 | 60.51 | - | 1,754 |
| 110.36 | 316.60 | 191.93 | 4,729 |
| 1,680.00 | 1,962.00 | 2,036.00 | 21,648 |
| 13,895.35 | 12,408.81 | 17,101.94 | 168,128 |
| 6,475.02 | 4,895.73 | 4,723.45 | 65,285 |
| 3,563.42 | 3,491.55 | 2,568.11 | 45,814 |
| 50.16 | 29.26 | 25.08 | 432 |
| 28,958.18 | 25,129.07 | 24,166.11 | 366,060 |
| - | - | - | - |
| 1,034.81 | 778.71 | 973.39 | 13,480 |
| - | - | - | - |
| 3,811.18 | 3,191.59 | 2,615.23 | 46,122 |
| - | - | - | - |
| - | - | - | - |
| - | - | - | 13,081 |
| 1,878.79 | 1,360.51 | 1,619.65 | 25,705 |
| - | - | - | - |
| - | - | - | - |
| - | - | - | - |
| 28,136.34 | 23,957.35 | 21,458.61 | 382,361 |
| - | - | - | - |
| - | - | - | - |
| 316.75 | 149.04 | 167.67 | 3,167 |
| - | - | - | 137 |
| 12.78 | 12.78 | 25.90 | 292 |
| 716.40 | 684.57 | 716.40 | 8,072 |
| 1,854.93 | 423.99 | 264.99 | 9,105 |
| 21,711.25 | 19,216.46 | 18,328.91 | 227,664 |
| - | - | - | - |
| 9,589.69 | 7,578.77 | 13,551.03 | 99,255 |
| 520.52 | 345.60 | 345.60 | 5,554 |
| 11,218.89 | 7,095.60 | 11,801.84 | 78,131 |
| 872.40 | 4,008.72 | 2,599.40 | 25,897 |
| - | 208.45 | - | 6,565 |
| 521.83 | 980.18 | 384.04 | 26,161 |
| 6,693.57 | 6,653.19 | 6,439.96 | 85,781 |
| (26,955.50) | (20,586.50) | (21,747.00) | (307,763) |
| - | - | - | 1,388 |
| - | - | - | 6,272 |
| - | 39.50 | - | 212 |
| - | - | - | - |
| - | - | - | - |
| 6,623.90 | 12,220.58 | 14,662.51 | 90,111 |
| 26,424.34 | 22,077.03 | 22,135.43 | 348,949 |
| 851.92 | 283.01 | 1,147.95 | 10,294 |
| 682.54 | 712.53 | 4,205.94 | 17,705 |
| - | 1,068.22 | 1,216.25 | 20,038 |
| 21,226.73 | 34,785.60 | 37,092.83 | 239,378 |
| 436,089.96 | 395,001.24 | 375,379.61 | 5,064,262.20 |
| 27,817.41 | 22,962.51 | 18,592.24 | 339,564 |
| 10,387.59 | 9,785.09 | 8,104.31 | 115,210 |
| 2,299.88 | 6,855.25 | 12,095.98 | 69,826 |

| | | | |
|-------------|-------------|-------------|------------------|
| 1,401.83 | 146.20 | 3,880.21 | 17,300 |
| - | 838.74 | 358.90 | 9,928 |
| 4,197.47 | 2,663.76 | 4,088.60 | 51,198 |
| 10,902.64 | 14,591.35 | 19,044.09 | 235,146 |
| 3,734.31 | 1,783.59 | 396.42 | 14,925 |
| - | 156.44 | - | 156 |
| - | - | - | - |
| - | - | - | - |
| 2,363.05 | 2,280.18 | 1,647.00 | 16,639 |
| - | - | - | - |
| 6,677.87 | 5,797.76 | 3,312.95 | 55,730 |
| - | - | - | - |
| 262.06 | 1,714.75 | 1,715.18 | 35,406 |
| 6,907.44 | 12,261.83 | 4,649.00 | 98,771 |
| - | - | - | 798 |
| - | - | - | 914 |
| 236.06 | 5,881.19 | 6,704.47 | 23,677 |
| 7,436.03 | 422.28 | 4,443.68 | 46,446 |
| - | - | 2,189.55 | 9,028 |
| 3,255.91 | - | 181.30 | 12,453 |
| - | 194.41 | 508.82 | 3,650 |
| - | - | - | 580 |
| - | - | - | 14,036 |
| - | - | - | 420 |
| - | - | - | 272 |
| - | - | - | 6,016 |
| - | - | - | - |
| - | - | - | 1,711 |
| - | - | - | 1,537 |
| - | - | - | 107 |
| - | - | - | 179 |
| - | - | - | - |
| - | - | - | - |
| 5,230.03 | 2,012.37 | 5,767.27 | 71,406 |
| 9,817.41 | 10,850.46 | 9,214.54 | 123,430 |
| - | - | - | 2,171 |
| - | - | - | - |
| 136.32 | 32.81 | - | 2,377 |
| - | - | - | - |
| (53,319.75) | (47,531.50) | (35,851.40) | (560,973) |
| (6,423.75) | (6,352.50) | (5,344.50) | (70,181) |
| (1,539.00) | - | - | (5,273) |
| - | - | (4,305.02) | (6,887) |
| 1,860.52 | 1,008.75 | 2,860.88 | 12,555 |
| 26,684.96 | 14,081.82 | 38,933.13 | 203,703 |
| 84,534.28 | 15,847.60 | 4,671.87 | 603,607 |
| 16,684.83 | 10,134.51 | 1,884.81 | 112,300 |
| 11,748.81 | 9,453.39 | 4,668.51 | 103,406 |
| - | - | - | - |
| - | - | - | - |
| - | - | - | - |
| 7,390.91 | (2,208.47) | (384.56) | (0) |
| - | - | - | - |
| 4,775.85 | (6,581.60) | (1,040.43) | (0) |
| 16.21 | 16.21 | 16.21 | 185 |
| 48,692.28 | 34,132.08 | 28,824.73 | 434,801 |

| | | | |
|-------------------|-------------------|-------------------|---------------------|
| - | - | - | - |
| 1,706.86 | 310.84 | 1,865.05 | 11,256 |
| - | - | - | - |
| - | - | - | 354 |
| 7,976.17 | 4,756.62 | 14,954.98 | 70,443 |
| - | - | 120.00 | 26,479 |
| 8,048.34 | 7,084.03 | 1,518.87 | 72,809 |
| - | - | - | - |
| - | - | - | - |
| 3,912.00 | 4,824.00 | 4,922.00 | 52,063 |
| - | - | - | - |
| 10,332.71 | 7,744.79 | 7,530.87 | 117,348 |
| - | - | - | - |
| 3,628.75 | 2,914.09 | 3,714.35 | 36,224 |
| - | - | - | - |
| 1,589.49 | 283.24 | 925.38 | 13,068 |
| 260.08 | 486.32 | 1,065.22 | 7,842 |
| 2,109.12 | 2,867.68 | 3,495.76 | 35,337 |
| 3,465.41 | 3,224.00 | 3,467.40 | 41,565 |
| 19,035.43 | 48,682.94 | 42,217.61 | 381,631 |
| 5,258.09 | 15,507.17 | 20,329.36 | 122,662 |
| - | 232.80 | - | 233 |
| 311,491.91 | 222,149.78 | 247,955.59 | 3,197,560.93 |
| 768.66 | 195.43 | 726.28 | 12,890 |
| 1,854.07 | 1,969.44 | 1,291.47 | 20,385 |
| - | - | - | 4,488 |
| 107,323.28 | 92,528.24 | 80,852.16 | 1,207,889 |
| 19,727.03 | 11,121.78 | 45,561.24 | 105,970 |
| 129,673.04 | 105,814.89 | 128,431.15 | 1,351,621.92 |
| - | - | - | - |
| 5,523.70 | 4,143.33 | 365.45 | 45,158 |
| 833.08 | 1,311.65 | 1,834.19 | 15,810 |
| - | - | - | - |
| - | - | - | - |
| - | - | - | - |
| - | - | 82.83 | 2,209 |
| - | - | - | - |
| - | - | - | 626 |
| - | - | - | 231 |
| - | - | - | - |
| 3,753.24 | 3,180.62 | 3,262.25 | 37,889 |
| 928.94 | 619.17 | 1,137.85 | 11,194 |
| - | - | - | - |
| 27,538.64 | 24,703.65 | 45,398.75 | 323,434 |
| 62.34 | - | - | 253 |
| 840.00 | 1,519.60 | 2,105.50 | 9,732 |
| - | - | - | - |
| 102,560.97 | 94,309.84 | 84,066.87 | 1,094,979 |
| 517.62 | 716.42 | 561.30 | 6,496 |
| 3,513.84 | 4,146.87 | 7,564.61 | 35,377 |
| 146,072.37 | 134,651.15 | 146,379.60 | 1,583,385.95 |
| - | - | - | - |
| 16,952.45 | 15,097.87 | 13,810.48 | 184,571 |
| - | - | - | - |

| | | | |
|-------------|-------------|-------------|------------------|
| 62,953.48 | 59,875.31 | 52,579.13 | 724,045 |
| - | - | - | - |
| 12,949.03 | 12,911.87 | 11,257.67 | 145,560 |
| - | - | - | - |
| 47,228.79 | 42,584.53 | 39,157.52 | 499,167 |
| - | - | - | - |
| 1,782.66 | 2,068.01 | 2,705.91 | 34,990 |
| - | - | - | - |
| 166.23 | 24.99 | 24.99 | 3,822 |
| 362.04 | 422.97 | 326.25 | 4,504 |
| - | - | - | 476 |
| 4,276.05 | 3,707.64 | 3,008.84 | 46,804 |
| - | - | - | - |
| - | - | - | - |
| - | - | - | - |
| - | - | - | - |
| 27,790.75 | 27,790.75 | 27,790.75 | 338,567 |
| - | - | - | - |
| 3,460.94 | 3,400.35 | 3,200.63 | 44,960 |
| (62,735.58) | (42,341.02) | (40,323.72) | (716,020) |
| (78,294.57) | (72,745.47) | (58,084.30) | (890,610) |
| 11,933.54 | 38,839.04 | 17,948.67 | 269,938 |
| 47,611.93 | 46,986.94 | 47,141.31 | 535,611 |
| 386.19 | 386.19 | 386.19 | 6,303 |
| - | - | - | - |
| 110,420.17 | 110,420.17 | 279,576.13 | 1,494,198 |
| 21,349.08 | 26,784.89 | 20,921.27 | 278,105 |
| - | - | - | - |
| 21,844.75 | 21,844.75 | 91,200.60 | 331,493 |
| 5,428.53 | 711.48 | - | 6,212 |
| 147,219.89 | 150,554.16 | 113,308.19 | 1,717,301 |
| - | - | 12,658.07 | 25,675 |
| 17,639.40 | 17,804.31 | 17,676.86 | 210,105 |
| 3,284.00 | 3,259.50 | 3,286.00 | 37,378 |
| - | - | - | - |
| 745.67 | 489.79 | 417.83 | 4,897 |
| (35.00) | 100.89 | 540.00 | 3,812 |
| - | 900.00 | 2,225.46 | 5,308 |
| 5,762.60 | 1,099.80 | 1,423.24 | 16,356 |
| - | - | - | - |
| 1,965.38 | - | - | 23,010 |
| 15,361.55 | 11,956.18 | 2,283.08 | 60,664 |
| - | - | (20,376.00) | 26,727 |
| 10,489.67 | 10,489.67 | 10,489.66 | 116,264 |
| 3,939.38 | 1,050.40 | 2,384.94 | 46,091 |
| 2,606.84 | 2,153.20 | 2,838.87 | 31,772 |
| 465.00 | 3,218.71 | 4,660.81 | 15,327 |
| 2,030.00 | 492.06 | 1,170.00 | 28,881 |
| 112.68 | 194.12 | 114.11 | 2,190 |
| 480.59 | 294.17 | - | 891 |
| 649.93 | 355.27 | 466.00 | 8,851 |
| - | - | - | - |
| 100.00 | 100.00 | 100.00 | 1,000 |
| 1,901.12 | 2,080.46 | 3,915.64 | 33,117 |
| - | - | - | - |

| | | | |
|---------------------|---------------------|---------------------|----------------------|
| - | - | - | - |
| - | - | - | - |
| - | - | - | - |
| 470,585.16 | 505,363.95 | 672,211.08 | 5,758,314.34 |
| 44,513.01 | 39,467.72 | 37,128.11 | 487,394 |
| 525.00 | 57.49 | 84.48 | 1,000 |
| - | - | - | 243 |
| 28.50 | 40.00 | - | 293 |
| - | - | - | - |
| 2,691.68 | 2,449.62 | 1,881.01 | 29,302 |
| 1,869.40 | 1,869.40 | 2,843.79 | 23,570 |
| 47,905.54 | 54,876.01 | 69,316.64 | 590,310 |
| 97,533.13 | 98,760.24 | 111,254.03 | 1,132,112.25 |
| 19,098.00 | 18,246.00 | 17,670.00 | 224,060 |
| (286,845.00) | (276,580.00) | (293,544.00) | (3,401,530) |
| - | - | - | - |
| - | - | - | - |
| 1,323,698.57 | 1,203,407.25 | 1,405,737.06 | 14,909,787.59 |
| 501,929.65 | 510,069.66 | 595,868.97 | 6,127,502 |
| (849.62) | (849.62) | (849.62) | (10,195) |
| (1,402.52) | (1,402.51) | (1,402.52) | (16,830) |
| 499,677.51 | 507,817.53 | 593,616.83 | 6,100,476.42 |
| - | - | - | - |
| (67,119.20) | (67,260.95) | (68,276.92) | (838,900) |
| (67,119.20) | (67,260.95) | (68,276.92) | (838,900.27) |
| - | - | - | - |
| 11,221.15 | 11,232.09 | 17,039.49 | 138,466 |
| 156,533.92 | 156,533.92 | 156,534.70 | 1,874,705 |
| 167,755.07 | 167,766.01 | 173,574.19 | 2,013,170.89 |
| - | - | - | - |
| (5,273.67) | (5,273.67) | (5,273.67) | (63,284) |
| - | - | - | - |
| - | - | - | - |
| - | - | - | - |
| 352,425.44 | 261,271.74 | 325,068.15 | 4,048,124 |
| 12,069.25 | 10,958.47 | 11,499.26 | 136,887 |
| 49,301.41 | 43,724.92 | 45,277.29 | 572,821 |
| 62.71 | 77.97 | 1,463.65 | 6,327 |
| 59.64 | 69.39 | 1,284.99 | 8,861 |
| - | - | 192.90 | 1,959 |
| - | - | 80,528.00 | 80,528 |
| - | - | - | 233 |
| 413,918.45 | 316,102.49 | 465,314.24 | 4,855,740.34 |
| - | - | - | - |
| 106,366.15 | (9,860.48) | (285,967.40) | 813,097 |
| 42,254.51 | (3,917.12) | (178,413.19) | 258,196 |
| - | - | - | - |
| - | - | 399,269.00 | 399,269 |
| - | - | 83,854.00 | 83,854 |
| - | - | - | - |

| | | | |
|---------------------|---------------------|---------------------|----------------------|
| - | - | - | - |
| (2,753.00) | (2,753.00) | (2,753.00) | (33,036) |
| 145,867.66 | (16,530.60) | 15,989.41 | 1,521,380.00 |
| - | - | - | - |
| 2,478,524.39 | 2,106,028.06 | 2,580,681.14 | 28,498,370.93 |
| - | - | - | - |
| 519,773.23 | 76,523.17 | (86,360.82) | 3,782,024.38 |
| - | - | - | - |
| - | - | (60,989.74) | (149,416) |
| - | - | - | - |
| - | - | 27,803.77 | 27,804 |
| - | - | 33,185.97 | 121,612.00 |
| 32,646.00 | - | - | - |
| 15,811.00 | - | - | - |
| 48,457.00 | - | - | - |
| 338,016.05 | 330,560.82 | 340,908.58 | 3,906,029 |
| 12,961.37 | 14,625.89 | 16,134.40 | 168,138 |
| - | - | - | - |
| 23,189.57 | 23,189.57 | 23,189.57 | 274,274 |
| - | - | - | - |
| - | - | - | - |
| (11,073.74) | (11,073.74) | (11,073.74) | (130,168) |
| (55,055.80) | (50,924.95) | (51,964.18) | (701,465) |
| - | - | - | - |
| 308,037.45 | 306,377.59 | 317,194.63 | 3,516,807.62 |
| 163,278.78 | (229,854.42) | (370,369.48) | 386,828.76 |
| 987,052.66 | 757,198.24 | 386,828.76 | |

| | 1 | 2 | 3 | 4 | 5 | 6 | 7 | 8 | 9 | 10 | 11 | |
|--------------------------------|--------------------------------|---------------------|---------------------|---------------------|---------------------|---------------------|---------------------|---------------------|---------------------|---------------------|---------------------|---------------------|
| | Jan-19 | Feb-19 | Mar-19 | Apr-19 | May-19 | Jun-19 | Jul-19 | Aug-19 | Sep-19 | Oct-19 | Nov-19 | |
| Water Sales | | | | | | | | | | | | |
| 461000 | WATER SALES: BILLED REVENUE | (1,734,697.99) | (1,994,822.24) | (1,707,677.93) | (1,745,552.83) | (1,775,278.13) | (2,298,290.97) | (2,407,190.40) | (3,262,042.49) | (2,679,088.45) | (2,483,906.80) | (2,160,116.50) |
| 461001 | WATER SALES BILLED RECOUPMENT | (4,659.36) | (4,594.66) | (4,601.21) | (4,566.69) | (1.01) | 4.78 | - | - | - | - | - |
| 461100 | WATER SALES: UNBILLED REVENUE | (208,332.00) | 461,663.00 | (208,429.00) | (163,606.00) | (240,779.00) | 111,052.00 | (624,675.00) | 114,374.00 | (41,160.00) | (40,475.00) | 842,842.00 |
| 461200 | WATER SALES-UNBILLED RECOUPMNT | 4,659.36 | 4,594.66 | 4,601.21 | 4,566.69 | 1.01 | 0.38 | - | - | - | - | - |
| 471100 | QCPAC SURCHARGE | (35,001.88) | (39,350.24) | (34,947.30) | (35,338.67) | (37,282.33) | (47,014.85) | (46,779.18) | (61,032.74) | (50,936.55) | (47,738.23) | (442,605.04) |
| 467000 | INTERCONNECT - PEU | - | (16,561.13) | - | - | - | - | - | - | - | - | - |
| 460200 | CBFRR REVENUES | (644,086.00) | (644,086.00) | (644,086.00) | (644,086.00) | (644,086.00) | (644,086.00) | (644,086.00) | (644,086.00) | (644,086.00) | (644,086.00) | (644,086.00) |
| 460998 | CBFRR REVENUES - CONTRA | 644,086.00 | 644,086.00 | 644,086.00 | 644,086.00 | 644,086.00 | 644,086.00 | 644,086.00 | 644,086.00 | 644,086.00 | 644,086.00 | 644,086.00 |
| 462000 | FIRE PROTECTION REVENUE | (388,041.29) | (386,775.58) | (386,515.59) | (386,550.47) | (390,653.84) | (405,426.97) | (390,839.05) | (390,687.82) | (392,323.75) | (391,201.41) | (391,244.41) |
| | | 2,366,073.16 | 1,975,846.19 | 2,337,569.82 | 2,331,047.97 | 2,443,993.30 | 2,639,675.63 | 3,469,483.63 | 3,599,389.05 | 3,163,508.75 | 2,963,321.44 | 2,151,123.95 |
| 466000 | WATER SALES FOR RESALE | - | - | - | - | (324.00) | (864.00) | (918.00) | (594.00) | (702.00) | (216.00) | (54.00) |
| Other Operating Revenue | | | | | | | | | | | | |
| 415200 | JOBGING REVENUE | (19,590.55) | (10,091.37) | (10,758.19) | (6,448.11) | (30,772.26) | (20,126.24) | (52,112.61) | (33,120.65) | (29,056.58) | (17,862.87) | (22,717.01) |
| 474001 | FINANCE CHARGES | - | - | - | - | - | - | - | - | 3.36 | - | - |
| 471300 | MISC OPERATING REVENUE | (5,669.68) | (5,614.00) | (5,160.00) | (6,788.00) | (8,780.00) | (10,103.00) | (9,505.00) | (7,912.00) | (8,715.00) | (11,629.00) | (11,134.00) |
| 416000 | JOBGING EXPENSE | 15,724.68 | 4,823.59 | 2,794.67 | 2,487.05 | 14,205.30 | 9,083.67 | 9,404.66 | 18,001.95 | 17,732.68 | 4,830.03 | 12,568.94 |
| 472600 | LEASE INCOME | (980.72) | (980.72) | (980.72) | (1,010.14) | (1,010.14) | (1,010.14) | (1,010.14) | (1,010.14) | (1,010.14) | (1,010.14) | (1,010.14) |
| 474000 | OTHER WATER REVENUE | (8,836.37) | (8,808.12) | (8,804.64) | (8,794.19) | (8,860.37) | (8,860.75) | (9,087.01) | (9,037.51) | (9,083.05) | (9,088.20) | (9,081.07) |
| | | 19,352.64 | 20,670.62 | 22,908.88 | 20,553.39 | 35,217.47 | 31,016.46 | 62,310.10 | 33,078.35 | 30,128.73 | 34,760.18 | 31,373.28 |
| | Total Revenues | 2,385,425.80 | 1,996,516.81 | 2,360,478.70 | 2,351,601.36 | 2,479,534.77 | 2,671,556.09 | 3,532,711.73 | 3,633,061.40 | 3,194,339.48 | 2,998,297.62 | 2,182,551.23 |
| Production Expenses | | | | | | | | | | | | |
| 601100 | OTHER PROD LABOR: CORE | 3,098.90 | 3,444.12 | 3,595.72 | 4,147.65 | 6,582.70 | 6,251.73 | 5,413.15 | 4,105.75 | 3,367.75 | 4,041.30 | 2,446.05 |
| 601101 | OTHER PROD LABOR: COMM SYSTEMS | 1,324.05 | 873.75 | 290.35 | - | 625.00 | 1,795.50 | 1,448.00 | 1,280.35 | - | - | - |
| 601500 | OTHER PROD LABOR:SRCE/SUPPLY | 748.25 | 1,007.27 | 1,231.20 | 982.20 | 4,221.30 | 985.10 | 1,696.00 | 2,102.70 | 2,909.99 | 4,090.27 | 2,237.20 |
| 602000 | PURCH WATER: MILFORD-BARTLETT | 156.84 | 156.84 | 793.62 | 811.52 | 793.62 | 3,518.15 | 3,518.15 | 3,518.15 | 639.98 | 639.98 | 639.98 |
| 602400 | PURCHASED WATER: DREW WOODS | 12,076.23 | 12,076.23 | 13,003.58 | 13,003.58 | 13,003.58 | 19,925.13 | 19,925.13 | 19,925.13 | 13,180.38 | 13,180.38 | 13,180.38 |
| 602500 | PURCH WATER: GREATBROOK | 977.78 | 897.33 | 897.33 | 897.33 | 1,073.75 | 1,073.75 | 1,073.75 | 1,043.51 | 1,043.51 | 1,043.51 | 1,035.58 |
| 602502 | PURCH WATER: LITTLE POND | 1,565.17 | 1,490.87 | 1,580.03 | 1,446.29 | 1,594.89 | 2,189.29 | 1,862.37 | 2,219.01 | 2,219.01 | 1,966.39 | 1,765.61 |
| 602550 | PURCH WATER: SOUHEGAN WOODS | 107.07 | 111.87 | 111.87 | 111.87 | 1,784.48 | 1,458.27 | 1,458.27 | 519.27 | 519.27 | 519.27 | 107.07 |
| 602600 | PURCH WATER: GREENFIELD | 4,783.38 | 4,783.38 | 4,783.38 | 11,771.28 | 11,771.28 | 11,771.28 | 15,639.18 | 15,639.18 | 15,639.18 | 5,682.78 | 6,621.30 |
| 602670 | PURCH WATER: DONALD STREET | 4,216.95 | 3,875.85 | 3,989.55 | 3,534.75 | 3,875.85 | 5,695.05 | 11,266.35 | 17,406.15 | 19,793.85 | 16,496.55 | 12,540.04 |
| 602675 | PURCH WATER:FEDERAL HL-MILFORD | 650.04 | 650.04 | 650.04 | 843.02 | 843.02 | 843.02 | 929.86 | 929.86 | 929.86 | 660.38 | 660.39 |
| 602680 | PURCHASED WTR: ASHLEY COMMONS | 399.85 | 371.52 | 371.52 | 371.52 | 499.20 | 499.20 | 499.20 | 392.67 | 392.67 | 392.67 | 381.72 |
| 602900 | PURCH WATER: FRANCOUER TRUCKS | - | - | - | - | 782.50 | (782.50) | - | - | - | - | - |
| 603100 | OTHER PROD MATERIAL & EXPENSE | - | 948.34 | (785.45) | 509.86 | 170.97 | 102.89 | 146.54 | 167.24 | - | - | - |
| 603101 | TRT PLANT: OFFICE SUPPLIES | 1,155.45 | 1,351.06 | 1,391.88 | 1,051.63 | 1,306.64 | 837.31 | 135.32 | 1,058.12 | 684.36 | 2,112.24 | 661.89 |
| 610200 | SUPERINTENDENCE - WTP | 22,572.49 | 21,607.08 | 22,463.38 | 21,967.57 | 23,848.44 | 19,673.78 | 22,519.67 | 20,353.51 | 21,881.76 | 23,843.19 | 21,884.40 |
| 610300 | OFFICE SALARIES & WAGES: WTP | 35,501.01 | 31,796.87 | 33,709.32 | 36,874.13 | 31,327.20 | 26,888.29 | 29,106.37 | 20,478.69 | 29,473.35 | 20,960.43 | 17,253.15 |
| 623100 | POWER PURCHASED: TRT PLT ELEC | 36,808.44 | 31,722.90 | 37,585.54 | 35,785.98 | 46,225.36 | 57,774.98 | 66,610.46 | 64,882.48 | 65,987.46 | 43,480.36 | 39,482.06 |
| 623102 | POWER PURCHASED: BT ELECTRIC | 173.92 | 266.22 | 316.09 | 348.11 | 258.51 | 156.50 | 164.36 | 167.90 | 169.61 | 172.32 | 174.77 |
| 623103 | POWER PURCHASED: AVD ELECTRIC | 72.09 | 206.71 | 166.84 | 70.46 | 14.89 | 14.89 | 14.89 | 16.12 | 16.21 | 48.11 | 187.00 |
| 623110 | POWER PURCHASED: ATHERTON COMM | 203.86 | 223.02 | 116.12 | 213.57 | 107.64 | 100.70 | 116.50 | 119.42 | 125.05 | 82.79 | 123.75 |
| 623112 | POWER PURCHASED: RICHARDSON | 278.89 | (278.89) | - | - | - | - | - | - | - | - | - |
| 623113 | POWER PURCHASED: HI-LO | 227.70 | 753.46 | 471.92 | 416.73 | 240.46 | 312.40 | 147.26 | 149.25 | 160.55 | 136.15 | 313.03 |
| 623114 | POWER PURCHASED: TWIN RIDGE | 1,209.60 | 1,095.80 | 1,008.77 | 988.96 | 797.73 | 668.06 | 578.79 | 553.25 | 559.87 | 373.27 | 341.76 |
| 623115 | POWER PURCHASED: DREW | 2,499.86 | 2,440.22 | 2,446.32 | 2,558.75 | 1,910.65 | 1,951.27 | 2,263.94 | 2,373.50 | 2,466.35 | 2,071.07 | 1,975.77 |

| | | | | | | | | | | | | |
|--------|--------------------------------|-----------|-----------|-----------|-----------|-----------|-----------|-----------|-----------|-----------|-----------|-----------|
| 623116 | POWER PURCHASED: GLENN RIDGE | 771.05 | 831.48 | 685.44 | 578.98 | 503.14 | 417.02 | 452.60 | 479.56 | 536.36 | 508.10 | 692.02 |
| 623117 | POWER PURCHASED: ASHLEY COMMON | - | - | - | - | - | - | - | - | - | - | - |
| 623118 | POWER PURCHASED: BEDFORD | 177.85 | 5.46 | - | 181.48 | 182.00 | (87.44) | 57.29 | (69.99) | - | - | - |
| 623119 | POWER PURCHASED: GREATBROOK | - | - | - | - | - | - | - | - | - | - | - |
| 623120 | POWER PURCHASED: MAPLE HAVEN | 932.63 | 858.04 | 812.86 | 788.08 | 838.32 | 512.13 | 495.69 | 491.35 | 500.10 | 462.05 | 587.97 |
| 623121 | POWER PURCHASED: GLENWDLANDS | 754.02 | 508.69 | 507.20 | 484.99 | 509.98 | 387.41 | 376.27 | 353.60 | 353.98 | 378.84 | 351.70 |
| 623122 | POWER PURCHASED: COUNTY RD-BDF | 1,163.41 | 1,479.85 | 558.48 | 2,087.61 | 894.22 | 764.70 | 791.92 | 924.27 | 800.66 | 728.70 | 1,277.75 |
| 623123 | POWER PURCHASED:BOWERS LANDING | 969.12 | 886.89 | 816.17 | 977.37 | 480.70 | 434.24 | 514.15 | 537.61 | 593.04 | 727.00 | 1,009.05 |
| 623124 | POWER PURCH: PILGRIM CR-NASHUA | 587.80 | 708.73 | 618.49 | 471.23 | 207.68 | 212.07 | 236.22 | 215.68 | 198.56 | 258.59 | 381.69 |
| 623200 | POWER PURCHASED: MERR RIVER | 1,821.14 | 2,056.12 | 1,770.63 | 1,546.63 | 5,614.80 | 1,489.81 | 20,175.10 | 28,050.46 | 40,568.41 | 34,968.18 | 23,435.41 |
| 623210 | POWER PURCHASED: SNOW STA GAS | 64.92 | 53.82 | 53.83 | 57.65 | 59.13 | 57.54 | 59.57 | 56.36 | 59.91 | 58.24 | 52.60 |
| 623211 | BOOSTER STAT: TIMB - ELECTRIC | 5,966.31 | 6,041.76 | 5,119.21 | 5,538.40 | 5,435.91 | 7,652.82 | 9,980.77 | 9,616.41 | 8,514.04 | 7,900.71 | 6,863.94 |
| 623212 | BOOSTER STAT: ARMORY-ELECTRIC | 949.72 | 1,049.37 | 985.55 | 881.65 | 807.98 | 735.93 | 758.63 | 984.74 | 863.41 | 829.40 | 608.71 |
| 623240 | POWER PURCHASED: FOUNDERS VIL | 588.66 | 775.06 | 464.82 | 867.17 | 703.47 | 577.05 | 966.44 | 648.31 | 1,081.80 | 302.63 | 354.81 |
| 623252 | BOOSTER STAT: BADGER HILL-ELEC | 2,069.44 | 2,381.46 | 1,942.67 | 1,897.41 | 1,795.10 | 1,516.92 | 705.56 | 3,000.95 | 1,783.55 | 1,656.92 | 1,235.63 |
| 623278 | BOOSTER STAT: BOWERS LAND:ELEC | - | - | - | - | - | - | - | - | - | - | - |
| 623350 | BOOSTER STAT: COBURN ELECTRIC | 915.15 | 923.54 | 976.21 | 746.36 | 766.62 | 1,105.74 | 1,147.98 | 1,172.32 | 1,111.98 | 1,024.32 | 928.31 |
| 623362 | BOOSTER STAT: CABOT PRES-ELEC | 723.88 | 708.73 | 303.11 | 843.43 | 552.86 | 546.10 | 707.36 | 936.61 | 714.21 | 523.23 | 519.87 |
| 623372 | BOOSTER STAT: VALLEFIELD-ELEC | 981.25 | 914.95 | 885.09 | 805.39 | 339.60 | 426.30 | 567.82 | 579.31 | 583.15 | 411.51 | 488.66 |
| 623403 | BOOSTER STAT: ENGLISH WDS-ELEC | 663.64 | 610.33 | 541.97 | 249.11 | 421.32 | 316.82 | 275.35 | 415.83 | 477.02 | 380.41 | 428.60 |
| 623428 | BOOSTER STAT:INDIAN RCK-ELECT | 266.61 | 732.36 | 429.76 | 239.57 | 139.76 | 163.23 | 208.82 | 210.50 | 97.62 | 238.17 | 286.70 |
| 623450 | BOOSTER STAT: PWDR HILL-ELEC | 1,595.44 | 1,417.12 | 1,292.92 | 1,033.88 | 1,401.50 | 1,592.22 | 1,985.09 | 2,212.78 | 2,031.00 | 1,334.11 | 1,056.69 |
| 623478 | BOOSTER STAT:FEDERAL HILL-ELEC | 847.30 | 990.47 | 790.31 | 603.27 | 379.74 | 277.39 | 137.49 | 468.26 | 301.74 | 320.64 | 674.51 |
| 623500 | BOOSTER STAT: PINE HILL-ELECT | 1,083.53 | 1,092.95 | 1,001.07 | 1,395.44 | 1,191.50 | 1,036.66 | 1,481.73 | 2,492.80 | 1,458.69 | 1,080.53 | 917.08 |
| 623550 | BOOSTER STAT: AUTUMN WDS-ELEC | 1,360.16 | 1,348.54 | 1,443.02 | 838.45 | 527.93 | 687.28 | 846.65 | 1,002.43 | 958.29 | 922.74 | 592.62 |
| 623653 | BOOSTER STAT:SOUHEGAN WDS-ELEC | 768.72 | 810.78 | 705.14 | 865.09 | 482.96 | 719.92 | 775.75 | 768.17 | 737.12 | 605.35 | 820.60 |
| 623672 | BOOSTER STAT: DONALD ST-ELEC | 1,390.81 | 1,280.35 | 1,180.55 | 1,171.56 | 1,610.57 | 2,100.49 | 2,709.12 | 3,057.33 | 2,897.73 | 2,400.57 | 1,389.93 |
| 623702 | BOOSTER STAT: ORCHARD-ELECTRIC | 951.67 | 1,071.06 | 974.26 | 696.19 | 442.46 | 417.83 | 401.79 | 431.31 | 407.67 | 378.31 | 528.66 |
| 623751 | BOOSTER STAT: SKY MEADOW-ELEC | 1,515.06 | 1,573.14 | 1,368.50 | 1,342.54 | 1,571.00 | 1,406.93 | 1,798.63 | 2,472.66 | 1,136.03 | 1,484.62 | 1,410.82 |
| 623772 | BOOSTER STAT: GREAT BAY - ELEC | 761.02 | 775.65 | 322.87 | 858.81 | 315.13 | 313.91 | 310.26 | 349.95 | 332.68 | 518.41 | 684.41 |
| 623810 | BOOSTER STAT: DUNSTABLE-ELEC | 2,166.07 | 1,734.95 | 1,837.15 | 2,049.24 | 1,240.47 | 740.30 | 2,104.06 | 4,461.47 | 4,804.25 | 3,235.84 | 1,032.52 |
| 623851 | BOOSTER STAT: KESSLER-ELECTRIC | 398.15 | 419.61 | 152.76 | 604.83 | 347.77 | 245.51 | 219.46 | 237.94 | 245.02 | 301.58 | 375.65 |
| 623861 | BOOSTER STAT: SHAKESPEAR -ELEC | 691.97 | 745.63 | 682.37 | 683.23 | 473.57 | 272.33 | 421.54 | 517.71 | 506.31 | 387.25 | 268.00 |
| 623892 | BOOSTER STAT: SWEET HILL-ELECT | 513.89 | 408.34 | 405.16 | 387.96 | 263.30 | 159.87 | 311.55 | 382.27 | 370.44 | 379.53 | 325.26 |
| 623962 | BOOSTER STAT: MILFORD ELECTRIC | 1,507.64 | 1,160.17 | 1,158.45 | 1,150.06 | 812.36 | 1,822.90 | 2,024.08 | 2,162.23 | 2,177.16 | 1,495.33 | 121.95 |
| 623971 | BOOSTER STAT: SOUHEGAN - ELEC | 861.84 | 819.32 | 773.51 | 758.35 | 821.51 | 950.11 | 1,168.44 | 1,173.13 | 1,181.86 | 666.26 | 695.22 |
| 623975 | BOOSTER STAT: PILGRIM HL-ELECT | 102.72 | 294.61 | 184.79 | 206.22 | 189.52 | 184.28 | 195.13 | 193.09 | 196.04 | 192.29 | 193.99 |
| 623976 | BOOSTER STAT:TARA HEIGHTS | 1,082.78 | 1,242.11 | 894.50 | 730.31 | 537.05 | 414.11 | 421.99 | 435.98 | 448.71 | 396.39 | 428.88 |
| 623990 | BOOSTER STAT: E STREET ELECT | 547.93 | 460.72 | 458.96 | 338.54 | 507.13 | 775.76 | 1,253.94 | 1,765.13 | 1,317.86 | 912.89 | 438.68 |
| 623999 | POWER PURCHASED: CONSULTING | 434.33 | 434.33 | 434.33 | 434.33 | - | - | 599.33 | 330.00 | 165.00 | 165.00 | 165.00 |
| 624100 | OPER LABOR: TREATMENT PLANT | 24,210.76 | 22,398.28 | 25,239.53 | 25,050.18 | 25,709.46 | 25,501.43 | 27,486.36 | 27,437.59 | 24,237.20 | 23,940.70 | 24,823.63 |
| 626100 | OPER EXP T PLANT: MAT & EXP | 1,242.00 | 154.17 | 750.17 | 1,807.40 | 603.86 | 1,145.85 | 369.15 | 1,391.36 | 618.67 | 1,461.26 | 1,232.86 |
| 626110 | OPER EXP T PLANT: GAS/OIL | 6,703.77 | 7,728.77 | 6,108.43 | 5,199.39 | 2,909.31 | 927.64 | 562.40 | 457.10 | 473.12 | 816.39 | 2,236.06 |
| 626120 | OPER EXP T PLANT: PHONE | 2,290.62 | 2,237.00 | 2,215.43 | 2,188.20 | 2,358.57 | 2,204.48 | 2,242.25 | 2,321.35 | 2,253.96 | 2,251.17 | 2,292.06 |
| 626122 | OPER EXP T PLANT: HOUSEKEEPING | 356.98 | 21.74 | 238.67 | 22.92 | 784.27 | 256.41 | - | 385.31 | 714.52 | 126.07 | 147.05 |
| 626130 | OPER EXP WTP: SMALL TOOLS | 383.14 | 355.42 | 696.22 | 1,483.15 | 1,003.67 | 98.08 | 621.60 | 221.50 | 89.00 | 510.53 | 237.00 |
| 626200 | OPER EXP SNOW STA: MAT & EXP | - | - | - | - | - | - | - | - | - | - | - |
| 626300 | OPER EXP MERR RIVER: MAT & EXP | - | - | - | - | - | - | - | - | - | - | - |
| 631100 | MAINT STRUCT:T PLANT/D&M/SNOW | 4,780.21 | 5,280.10 | 2,202.71 | 1,476.33 | 3,259.21 | 3,215.85 | 2,662.03 | 564.76 | 3,097.54 | 5,739.54 | 2,985.83 |
| 631101 | MAINT STRUCT:COMM SYS/BOOSTERS | - | - | 325.59 | - | 136.38 | 21.70 | - | - | - | 156.90 | 575.80 |
| 631102 | MAINT OF STRUCT: CORE BOOSTERS | - | 4,662.19 | 217.50 | 440.00 | 173.19 | 2,014.37 | - | - | - | 768.08 | 210.87 |
| 631200 | MAINT STRUCT: SNOW STATION | - | - | - | - | - | - | - | - | - | - | - |
| 631500 | MAINT STRUCT: SRCE/SUPPLY | 569.40 | 4,844.72 | 1,426.05 | 388.80 | 3,870.30 | 11,508.98 | 23,020.72 | 7,534.80 | 4,831.70 | 13,519.77 | 8,042.29 |
| 633100 | MAINT PUMP EQUIP:TREATMENT PLT | 562.50 | 200.00 | 5,017.91 | 8,119.71 | 3,749.84 | 200.00 | 1,635.60 | 200.00 | 6,707.74 | 1,765.00 | 450.00 |
| 633106 | MAINT PUMP EQUIP: CORE SYSTEMS | 187.61 | 75.00 | 550.76 | 2,120.91 | 370.85 | 420.88 | 999.02 | 2,049.09 | - | 573.71 | 142.79 |
| 633110 | MAINT OF PUMP EQUIP: COMM SYS | - | 895.00 | 2,439.95 | 460.00 | 4,120.19 | (398.50) | - | 215.00 | - | 1,115.46 | 324.42 |

| | | | | | | | | | | | | |
|--------|---|-------------------|-------------------|-------------------|-------------------|-------------------|-------------------|-------------------|-------------------|-------------------|-------------------|-------------------|
| 633140 | MAINT CORE BOOSTER STAT: PHONE | 124.13 | 124.13 | 124.13 | 123.97 | 123.97 | 123.97 | 124.70 | 124.70 | 124.70 | 124.78 | 124.78 |
| 633150 | MAINT COMM BOOSTER STAT:PHONE | (30.71) | - | - | - | - | - | - | - | - | - | - |
| 633155 | MAIN COM BOOST ST:GAS/OIL/PROP | - | 568.05 | - | (1,275.81) | 1,275.81 | - | - | - | 909.00 | 216.00 | 60.51 |
| 633160 | MAINT CORE BOOST:GAS/OIL/PROPN | 373.36 | 602.18 | 1,079.30 | 764.31 | 183.69 | 170.11 | 177.51 | 177.06 | 582.34 | 110.36 | 316.60 |
| 652300 | PWW-DUTY PAY (WTP) | 1,682.00 | 1,684.00 | 1,934.00 | 1,632.00 | 1,856.00 | 1,734.00 | 1,856.00 | 1,858.00 | 1,734.00 | 1,680.00 | 1,962.00 |
| 633198 | BOOST STAT GEN MAINT: COM SYS | 10,481.29 | 9,898.02 | 14,389.89 | 19,246.04 | 16,677.02 | 14,216.35 | 10,538.64 | 14,912.72 | 14,362.07 | 13,895.35 | 12,408.81 |
| 633199 | BOOSTER STATION GENERAL MAINT | 6,517.16 | 3,217.81 | 7,065.22 | 7,494.55 | 3,852.50 | 2,756.20 | 6,726.06 | 6,748.91 | 4,812.74 | 6,475.02 | 4,895.73 |
| 641110 | CHLORINE: TREATMENT PLANT | 2,915.92 | 2,470.01 | 2,801.37 | 2,715.03 | 3,701.18 | 4,886.67 | 6,188.64 | 5,966.31 | 4,546.21 | 3,563.42 | 3,491.55 |
| 641111 | CHLORINE: COMMUNITY SYSTEMS | 33.33 | 19.45 | 16.32 | 28.98 | 33.28 | 45.87 | 41.79 | 50.16 | 58.52 | 50.16 | 29.26 |
| 641120 | FERRIC CHLORIDE | 20,382.13 | 19,633.57 | 23,429.69 | 25,224.24 | 32,105.13 | 34,896.71 | 46,336.39 | 46,112.41 | 39,686.70 | 28,958.18 | 25,129.07 |
| 641130 | AMMONIUM SULFATE-COMM SYSTEMS | - | - | - | - | - | - | - | - | - | - | - |
| 641140 | POLYMERS | 776.11 | 862.35 | 948.58 | 948.58 | 1,121.05 | 1,293.52 | 1,638.46 | 1,724.69 | 1,379.75 | 1,034.81 | 778.71 |
| 641150 | CARBON DIOXIDE: GAS - CORE | - | - | - | - | - | - | - | - | - | - | - |
| 641160 | CORROSION INHIBITOR | 3,139.43 | 3,076.64 | 2,734.79 | 3,292.91 | 3,864.98 | 4,402.17 | 4,869.60 | 6,051.78 | 5,071.97 | 3,811.18 | 3,191.59 |
| 641161 | ZINC ORTHOPHOSPHATE-COMM SYS | - | - | - | - | - | - | - | - | - | - | - |
| 641165 | CHEMICALS: BON TERRAIN | - | - | - | - | - | - | - | - | - | - | - |
| 641170 | MISC TREATMENT CHEMICALS | - | - | - | - | 6,451.12 | - | - | - | 6,629.51 | - | - |
| 641190 | TKPP DRY | 1,591.82 | 1,061.21 | 1,523.20 | 2,157.86 | 2,284.79 | 2,665.59 | 3,614.04 | 3,291.36 | 2,656.23 | 1,878.79 | 1,360.51 |
| 641191 | ARSENIC MEDIA REPLACEMENT | - | - | - | - | - | - | - | - | - | - | - |
| 641201 | POLYPHOSPHATE: CORE | - | - | - | - | - | - | - | - | - | - | - |
| 641203 | POTASSIUM PERMAGATE | - | - | - | - | - | - | - | - | - | - | - |
| 641205 | SODIUM HYDROXIDE | 22,952.59 | 23,160.78 | 25,820.19 | 26,438.63 | 32,733.89 | 37,906.86 | 51,379.46 | 47,055.39 | 41,360.63 | 28,136.34 | 23,957.35 |
| 641206 | SALT | - | - | - | - | - | - | - | - | - | - | - |
| 641210 | SODIUM HEXAMETAPHOSPHATE | - | - | - | - | - | - | - | - | - | - | - |
| 641212 | POT ASH | - | - | - | - | - | - | - | - | - | - | - |
| 641220 | POLYPHOSPHATE-COMM SYSTEMS | 409.90 | 223.59 | 130.42 | 130.41 | 260.83 | 298.13 | 335.38 | 447.17 | 298.10 | 316.75 | 149.04 |
| 641221 | POTASSIUM PERMAGATE-COMM SYS | - | - | - | - | 137.17 | - | - | - | - | - | - |
| 641222 | SODIUM HYDROXIDE-COMM SYSTEMS | 23.65 | 5.91 | 63.86 | 6.21 | 18.68 | 18.68 | 37.62 | 37.82 | 28.25 | 12.78 | 12.78 |
| 641223 | SALT - COMMUNITY SYSTEMS | 467.37 | 585.64 | 1,161.73 | 457.03 | 883.80 | 531.02 | 527.63 | 703.51 | 636.87 | 716.40 | 684.57 |
| 641225 | POT ASH - COMMUNITY SYSTEMS | - | - | 206.13 | 257.67 | 824.53 | 1,545.98 | 1,391.38 | 1,752.11 | 582.98 | 1,854.93 | 423.99 |
| 642100 | PURIFICATION LABOR | 19,885.34 | 18,057.18 | 19,063.90 | 18,454.35 | 20,731.89 | 16,813.20 | 18,104.64 | 17,451.16 | 19,845.81 | 21,711.25 | 19,216.46 |
| 642160 | MAINT PURIF EUIP: CAUSTIC | - | - | - | - | - | - | - | - | - | - | - |
| 642200 | LABORATORY EXPENSE | 7,065.66 | 2,379.64 | 15,241.90 | 14,388.10 | 3,122.62 | 7,421.88 | 5,908.40 | 8,045.31 | 4,961.58 | 9,589.69 | 7,578.77 |
| 642201 | LABORTORY EXP-COMMUNITY SYSTEM | 97.54 | 396.33 | 418.76 | 1,230.60 | - | 912.80 | 983.60 | - | 302.40 | 520.52 | 345.60 |
| 642205 | LAB EXPENSE:OUTSIDE TEST-CORE | 3,320.50 | 3,197.10 | 1,852.70 | 2,687.30 | 4,033.30 | 4,935.35 | 11,496.75 | 7,717.36 | 8,774.02 | 11,218.89 | 7,095.60 |
| 642210 | LAB EXP: OUTSIDE TEST-COMM SYS | 3,635.20 | 1,785.40 | 1,161.60 | 3,451.20 | 1,512.73 | 1,287.40 | 2,128.00 | 1,854.60 | 1,600.05 | 872.40 | 4,008.72 |
| 643000 | WTP - NON-UNION VEHICLES | 309.39 | (1.50) | 627.51 | 177.62 | 599.81 | - | (50.00) | 1,169.75 | 3,523.94 | - | 208.45 |
| 643001 | WTP - UNION TRUCKS | 2,804.14 | 2,686.02 | 2,055.72 | 324.74 | 3,483.07 | 1,213.92 | 6,431.44 | 3,927.57 | 1,348.53 | 521.83 | 980.18 |
| 643002 | WTP - FUEL PURCHASED | 7,106.90 | 7,366.91 | 7,226.81 | 7,799.86 | 7,853.19 | 6,901.53 | 7,270.12 | 8,148.90 | 6,320.55 | 6,693.57 | 6,653.19 |
| 643004 | TRANSPORTATION EXP:CREDITS WTP | (27,365.25) | (23,028.50) | (25,833.50) | (27,197.50) | (29,089.50) | (25,388.00) | (29,275.95) | (27,296.50) | (23,999.25) | (26,955.50) | (20,586.50) |
| 643005 | WTP-VEH REGISTRATION:NON-UNION | - | - | - | - | - | - | - | - | 1,388.20 | - | - |
| 643006 | WTP-VEH REGISTRATION: UNION | - | - | - | - | - | - | - | - | 6,272.00 | - | - |
| 643007 | WTP-VEH REGISTRAT: TRAILERS | - | - | - | - | - | - | - | - | 172.00 | - | 39.50 |
| 643008 | WTP: TRAILERS | - | - | - | - | - | - | - | - | - | - | - |
| 652100 | MAINT PURIF EQU: TREAT PLANT | - | - | - | - | - | - | - | - | - | - | - |
| 652200 | MAINT PROC EQU: TRT PLANT | 5,902.85 | 5,294.65 | 5,912.94 | 10,443.27 | 7,729.26 | 3,675.07 | 4,840.65 | 6,231.63 | 6,573.24 | 6,623.90 | 12,220.58 |
| 652201 | MAINT PROC EQ: TP SLUDGE REMOV | 24,746.47 | 22,625.88 | 25,652.22 | 24,181.28 | 29,004.46 | 32,369.99 | 42,832.53 | 40,689.27 | 36,210.40 | 26,424.34 | 22,077.03 |
| 652220 | MAINT OF PROC EQ: SCADA & OTHR | 591.64 | 809.74 | 415.09 | 2,001.57 | 740.22 | 233.52 | 319.16 | 430.89 | 2,469.56 | 851.92 | 283.01 |
| 652221 | MAINT PROC EQUIP:SCADA-COM SYS | 839.57 | 2,136.65 | 979.44 | 1,254.57 | 1,572.69 | 682.54 | 1,653.32 | 1,362.76 | 1,622.69 | 682.54 | 712.53 |
| 926610 | TRAINING EDUCATIONAL SEMINARS | 249.72 | 1,002.10 | 3,761.98 | 6,955.40 | 1,443.60 | 2,643.96 | 321.08 | 13.84 | 1,361.78 | - | 1,068.22 |
| 926700 | VAC,HOL, BOOT ALLOW-TRT PLT | 19,681.17 | 19,994.77 | 10,872.82 | 9,559.60 | 15,819.53 | 20,455.54 | 16,553.89 | 14,325.30 | 19,009.74 | 21,226.73 | 34,785.60 |
| | | 351,752.76 | 342,226.45 | 363,988.66 | 388,209.13 | 413,023.11 | 423,817.93 | 529,077.14 | 516,783.53 | 528,912.68 | 436,089.96 | 395,001.24 |
| | Transmission & Distribution Expenses | | | | | | | | | | | |
| 660000 | SUPERINTENDENCE: OPERATIONS | 28,994.45 | 26,991.95 | 29,545.82 | 31,663.68 | 32,395.21 | 28,079.99 | 32,175.61 | 30,447.05 | 29,897.92 | 27,817.41 | 22,962.51 |
| 660300 | OFFICE SALARIES & WAGES: OPS | 10,486.12 | 8,961.70 | 8,988.20 | 10,349.13 | 9,482.44 | 9,409.70 | 9,662.69 | 10,183.82 | 9,409.43 | 10,387.59 | 9,785.09 |
| 662003 | MISC GEN EXPENSE/OPERATIONS | 10,475.28 | 3,427.25 | 4,355.74 | 1,154.47 | 6,742.72 | 2,904.58 | 6,130.83 | 5,884.29 | 7,499.47 | 2,299.88 | 6,855.25 |

| | | | | | | | | | | | | |
|--------|--------------------------------|-------------|-------------|-------------|-------------|-------------|-------------|-------------|-------------|-------------|-------------|-------------|
| 662004 | MISC T&D MATERIALS & SUPPLIES | 621.01 | 1,683.08 | 2,412.71 | 139.00 | 3,185.07 | 1,613.17 | 33.08 | 1,323.17 | 861.88 | 1,401.83 | 146.20 |
| 662005 | MISC GEN EXP: OPS DOT PHYSICAL | 2,689.40 | 2,124.04 | 187.56 | 208.50 | 938.25 | 49.22 | 784.12 | 1,678.86 | 70.00 | - | 838.74 |
| 662006 | TRAINING UNION | 3,182.96 | 3,737.30 | 9,236.51 | 15,387.30 | 1,172.96 | 765.12 | 662.89 | 1,137.34 | 4,966.10 | 4,197.47 | 2,663.76 |
| 663100 | METER OPERATING LABOR & EXP | 30,301.97 | 26,209.29 | 26,405.49 | 18,054.11 | 25,135.89 | 23,982.84 | 15,561.84 | 14,925.44 | 10,030.55 | 10,902.64 | 14,591.35 |
| 663101 | MOLE: METER REMOVAL | 128.53 | - | 429.62 | 4,550.41 | 2,347.33 | 509.60 | 415.68 | 203.81 | 425.52 | 3,734.31 | 1,783.59 |
| 663102 | MOLE: DPAC | - | - | - | - | - | - | - | - | - | - | 156.44 |
| 663200 | METER OPER LABOR & EXP-COM SYS | - | - | - | - | - | - | - | - | - | - | - |
| 663201 | MOLE:METER REMOVAL-COMM SYSTEM | - | - | - | - | - | - | - | - | - | - | - |
| 664200 | OTHER EXPENSE ON CUST PREMISIS | 966.18 | 21.96 | 629.52 | 2,723.04 | 3,003.03 | 314.76 | 117.12 | 1,562.62 | 1,010.16 | 2,363.05 | 2,280.18 |
| 664201 | OTHER EXP ON CUST PREM-COM SYS | - | - | - | - | - | - | - | - | - | - | - |
| 665000 | STORES EXPENSE | 5,092.30 | 3,993.28 | 4,576.43 | 4,715.78 | 4,662.65 | 3,948.25 | 4,839.12 | 3,637.63 | 4,475.64 | 6,677.87 | 5,797.76 |
| 665087 | TRANS/EXP CONST/MAINT VEH #87 | - | - | - | - | - | - | - | - | - | - | - |
| 665100 | SMALL TOOLS EXPENSE | 1,068.54 | 334.47 | 2,618.37 | 18,090.00 | 3,641.00 | 1,274.66 | 1,153.17 | 2,371.54 | 1,161.92 | 262.06 | 1,714.75 |
| 665101 | OPS - UNION TRUCKS | 4,711.74 | 3,519.34 | 10,378.13 | 5,598.28 | 15,521.56 | 8,536.94 | 15,774.54 | 4,493.69 | 6,418.26 | 6,907.44 | 12,261.83 |
| 665102 | OPS - NON-UNION VEHICLES | 319.61 | - | - | 126.26 | - | 346.16 | (66.83) | 72.52 | - | - | - |
| 665103 | OPS - BOOM TRUCK | - | - | - | - | - | - | 914.06 | - | - | - | - |
| 665104 | OPS - BACKHOES | 1,340.63 | 2,289.19 | 561.99 | 1,021.43 | 1,501.00 | 984.12 | 316.27 | 1,187.24 | 1,653.77 | 236.06 | 5,881.19 |
| 665105 | OPS - DUMP TRUCKS | 1,815.24 | 275.41 | 438.91 | 1,414.90 | 651.18 | 1,439.62 | 15,441.07 | 7,095.79 | 5,571.71 | 7,436.03 | 422.28 |
| 665106 | NORTH COUNTRY - UNION TRUCKS | 889.26 | 283.58 | 1,171.18 | 79.16 | 1,794.82 | 1,146.61 | - | 114.38 | 1,359.76 | - | - |
| 665107 | NORTH COUNTRY - NON-UNION VEH | 115.43 | 3,462.62 | 1,663.93 | - | 115.43 | 2,368.47 | 375.04 | 524.16 | 391.19 | 3,255.91 | - |
| 665108 | OPS - TRAILERS | 1,891.09 | - | 701.76 | - | - | - | - | 354.05 | - | - | 194.41 |
| 665110 | OPS-VEH REGISTRAT:NON-UNION VE | - | - | - | - | - | - | - | - | 579.60 | - | - |
| 665111 | OPS-VEH REGISTRAT:UNION TRUCKS | 1,855.40 | - | - | - | - | - | - | - | 12,180.32 | - | - |
| 665112 | OPS-VEH REGISTRAT: BOOM TRUCK | - | - | - | - | - | - | - | - | 419.88 | - | - |
| 665113 | OPS-VEH REGISTRAT: BACKHOES | - | - | - | - | - | - | - | - | 272.00 | - | - |
| 665114 | OPS-VEH REGISTRAT: DUMP TRUCKS | - | - | - | - | - | - | - | - | 6,015.60 | - | - |
| 665115 | OPS-VEH REGISTRAT:NC-NON-UNION | - | - | - | - | - | - | - | - | - | - | - |
| 665116 | OPS-VEH REGISTRAT: NC-UNION | - | - | - | - | - | - | - | - | 1,711.12 | - | - |
| 665117 | OPS-VEH REGISTRAT: TRAILERS | - | - | - | - | - | - | - | - | 1,537.00 | - | - |
| 665118 | OPS-VEH REGISTRATION:COMPRESS | - | - | - | - | - | - | - | - | 107.00 | - | - |
| 665119 | OPS: REGISTRATION-NC TRAILERS | - | - | - | - | - | - | - | - | 179.00 | - | - |
| 665200 | TRANS/EXP PAC MAINT VEH #200 | - | - | - | - | - | - | - | - | - | - | - |
| 665201 | TRANS/EXP PAC VEHCILE #201 | - | - | - | - | - | - | - | - | - | - | - |
| 665250 | TRANS/EXP: MISCELLANEOUS | 3,802.40 | 9,383.95 | 8,402.15 | 4,960.36 | 5,550.11 | 4,260.23 | 9,631.08 | 8,108.09 | 4,298.26 | 5,230.03 | 2,012.37 |
| 665400 | FUEL PURCHASED: GAS/DIESEL | 9,482.07 | 9,623.74 | 9,182.65 | 9,472.00 | 13,470.20 | 11,108.36 | 10,933.24 | 11,495.28 | 8,780.24 | 9,817.41 | 10,850.46 |
| 665410 | MOTOR OIL | 2,170.91 | - | - | - | - | - | - | - | - | - | - |
| 665480 | VACTOR MACHINE | - | - | - | - | - | - | - | - | - | - | - |
| 665500 | COMPRESSOR EXPENSE | - | 356.59 | - | 601.74 | 657.44 | - | - | 592.10 | - | 136.32 | 32.81 |
| 665700 | TRANS/EXP: CREDITS | - | - | - | - | - | - | - | - | - | - | - |
| 665701 | TRANS/EXP TRUCK (CREDIT) | (38,244.75) | (35,851.50) | (34,145.75) | (45,011.25) | (62,835.25) | (52,208.50) | (50,102.25) | (56,570.50) | (49,301.00) | (53,319.75) | (47,531.50) |
| 665702 | TRANS/EXP BACKHOE (CREDIT) | (4,788.00) | (4,778.50) | (2,541.25) | (3,610.00) | (7,504.25) | (6,305.25) | (6,767.25) | (8,410.50) | (7,355.25) | (6,423.75) | (6,352.50) |
| 665703 | TRANS/EXP COMPRESSOR (CREDIT) | (285.00) | - | - | - | - | (712.50) | - | (1,653.00) | (1,083.00) | (1,539.00) | - |
| 665999 | INVENTORY ADJUSTMENT | (184.10) | (2,397.55) | - | - | - | - | - | - | - | - | - |
| 662007 | EMPLOYEE RELATIONS | 830.56 | 984.83 | 1,640.09 | 70.00 | 1,000.55 | 166.62 | - | 162.00 | 1,969.76 | 1,860.52 | 1,008.75 |
| 673001 | MAINT MAINS: REPAIRS | 15,617.62 | 7,979.10 | 12,727.99 | 4,917.57 | 4,618.80 | 43,683.58 | 553.02 | 13,244.14 | 20,660.86 | 26,684.96 | 14,081.82 |
| 673002 | MAINT MAINS: GATE PROGRAM | 4,473.66 | 1,927.79 | 6,703.09 | 40,613.27 | 94,587.87 | 105,528.51 | 91,393.64 | 58,125.33 | 95,199.66 | 84,534.28 | 15,847.60 |
| 673003 | MAINT MAINS: FLUSHING LN | 234.25 | 1,986.95 | 558.96 | 19,250.27 | 51,343.21 | 144.99 | 4,944.59 | 1,309.92 | 3,822.30 | 16,684.83 | 10,134.51 |
| 673004 | MAINT GATES: INSPECTION | 9,582.02 | 10,865.16 | 12,759.94 | 5,386.81 | 6,683.28 | 5,728.64 | 3,828.71 | 9,524.23 | 13,176.09 | 11,748.81 | 9,453.39 |
| 673010 | MAINT MAINS:REPAIRS-COMM SYS | - | - | - | - | - | - | - | - | - | - | - |
| 673012 | MAINT MAINS:GATE PROG-COMM SYS | - | - | - | - | - | - | - | - | - | - | - |
| 673013 | MAINT MAINS:FLUSHING-COMM SYS | - | - | - | - | - | - | - | - | - | - | - |
| 673111 | UNION LABOR: CLEARING | (6,911.02) | 143.37 | (504.66) | 6,689.21 | (6,069.03) | 1,435.35 | 2,465.10 | 1,578.84 | (3,625.04) | 7,390.91 | (2,208.47) |
| 673140 | MAINT GATES-INSPECTIONS-COMSYS | - | - | - | - | - | - | - | - | - | - | - |
| 673222 | CONTRACTOR: CLEARING | 5,048.43 | (384.16) | (611.88) | (1,968.59) | (1,476.69) | 6,436.20 | (495.00) | (2,628.13) | (1,074.00) | 4,775.85 | (6,581.60) |
| 673900 | MAINT OF MAINS: W HOLLIS PRV | 14.89 | 14.89 | 14.89 | 14.89 | 14.89 | 14.89 | 14.89 | 15.58 | 16.21 | 16.21 | 16.21 |
| 675000 | MAINTENANCE: SERVICES | 17,501.64 | 28,772.44 | 10,829.01 | 22,434.73 | 19,897.60 | 75,892.84 | 31,303.24 | 72,196.68 | 44,323.77 | 48,692.28 | 34,132.08 |

| | | | | | | | | | | | | |
|--------|--|-------------------|-------------------|-------------------|-------------------|-------------------|-------------------|-------------------|-------------------|-------------------|-------------------|-------------------|
| 675001 | MAINT: SERVICES - COMM SYSTEMS | - | - | - | - | - | - | - | - | - | - | - |
| 676000 | MAINTENANCE: METERS | 1,157.36 | 591.25 | 1,036.59 | 524.65 | 562.92 | 849.80 | 1,213.82 | 861.68 | 575.54 | 1,706.86 | 310.84 |
| 676001 | MAINT: METERS - COMM SYSTEMS | - | - | - | - | - | - | - | - | - | - | - |
| 677000 | MAINTENANCE: HYDRANTS | - | - | 662.37 | - | - | - | - | (308.17) | - | - | - |
| 677001 | MAINTENANCE: HYDRANTS-REPAIRS | 6,757.50 | 4,342.60 | 7,365.70 | 3,855.02 | 4,941.96 | 5,128.48 | 3,265.33 | 6,692.79 | 405.61 | 7,976.17 | 4,756.62 |
| 677002 | MAINTENANCE: HYDRANTS-PAINTING | - | - | - | - | 5,770.46 | 7,492.60 | 9,272.13 | 3,823.94 | - | - | - |
| 677003 | MAINTENANCE: HYDRANTS-INSPECTN | 8,194.47 | - | 12,227.92 | 14,920.80 | 4,276.49 | 3,962.02 | 4,532.15 | 4,398.14 | 3,646.25 | 8,048.34 | 7,084.03 |
| 677011 | MAINT: HYDRANTS-COMM SYSTEMS | - | - | - | - | - | - | - | - | - | - | - |
| 677012 | MAINT HYDRANTS:PAINT-COMM SYS | - | - | - | - | - | - | - | - | - | - | - |
| 662100 | PWW-DUTY PAY (WTP) | 4,064.00 | 3,970.00 | 4,752.31 | 3,864.00 | 4,366.00 | 4,494.38 | 4,276.00 | 4,116.00 | 4,502.16 | 3,912.00 | 4,824.00 |
| 677013 | MAINT HYDRANTS:INSPECT-COM SYS | - | - | - | - | - | - | - | - | - | - | - |
| 678000 | MONITOR CONTRACTORS MARKING | 8,148.38 | 6,672.24 | 11,633.00 | 12,765.80 | 12,278.46 | 9,233.83 | 9,882.83 | 10,353.74 | 10,771.29 | 10,332.71 | 7,744.79 |
| 678001 | MONITOR CONTR MARKING-COMM SYS | - | - | - | - | - | - | - | - | - | - | - |
| 678950 | MAINT: MISC GENERAL EQUIPMENT | 2,480.10 | 1,884.90 | 3,970.02 | 2,451.86 | 3,532.55 | 1,724.06 | 2,969.99 | 4,057.46 | 2,895.65 | 3,628.75 | 2,914.09 |
| 921200 | RENTAL EXP PARKING: WILL ST | - | - | - | - | - | - | - | - | - | - | - |
| 921300 | OFFICE SUPPLY & EXP- WILL ST | 1,181.63 | 1,100.50 | 893.94 | 1,386.07 | 1,504.72 | 921.46 | 990.38 | 1,519.09 | 772.00 | 1,589.49 | 283.24 |
| 921310 | OFFICE EXPENSE: WILL ST-GAS | 1,324.90 | 1,556.84 | 895.67 | 964.54 | 489.76 | 259.93 | 196.10 | 157.50 | 185.24 | 260.08 | 486.32 |
| 921320 | OFFICE EXPENSE: WILL ST-ELECT | 4,266.39 | 4,003.11 | 3,526.49 | 3,082.51 | 2,365.25 | 1,922.26 | 2,624.48 | 2,710.63 | 2,363.04 | 2,109.12 | 2,867.68 |
| 921330 | OFFICE EXPENSE: WILL ST-PHONE | 3,678.35 | 3,766.17 | 3,377.26 | 3,302.24 | 3,353.27 | 3,522.44 | 3,444.96 | 3,474.77 | 3,488.84 | 3,465.41 | 3,224.00 |
| 926002 | EMP BENEFIT-BOOTS,VAC,HOL-OPS | 31,122.91 | 28,551.77 | 30,955.49 | 27,499.28 | 32,514.52 | 22,438.43 | 39,653.93 | 30,301.41 | 28,657.22 | 19,035.43 | 48,682.94 |
| 950120 | MAINTENANCE: GARAGE | 9,630.10 | 8,262.20 | 9,022.89 | 10,900.95 | 6,371.73 | 14,178.43 | 7,929.99 | 6,995.94 | 8,275.24 | 5,258.09 | 15,507.17 |
| 950130 | MAINTENANCE: METER SHOP | - | - | - | - | - | - | - | - | - | - | 232.80 |
| | | 207,296.81 | 180,643.14 | 219,636.75 | 264,614.18 | 314,557.36 | 358,975.89 | 292,245.40 | 273,442.38 | 304,551.74 | 311,491.91 | 222,149.78 |
| | Engineering Expense | | | | | | | | | | | |
| 660001 | ENGINEERING VEHICLES | 474.25 | 130.26 | 1,028.88 | 288.35 | 601.55 | 1,744.54 | 3,904.72 | 207.15 | 2,820.22 | 768.66 | 195.43 |
| 660002 | ENGINEERING - FUEL PURCHASED | 1,487.82 | 1,372.44 | 1,419.47 | 1,647.81 | 2,127.64 | 1,903.43 | 1,767.90 | 1,840.74 | 1,703.05 | 1,854.07 | 1,969.44 |
| 660003 | ENGINEERING-VEH REGISTRATION | - | - | - | 168.00 | - | - | - | - | 4,319.80 | - | - |
| 660200 | SALARIES & WAGES - ENGINEERING | 118,416.20 | 92,269.85 | 96,081.03 | 101,798.84 | 113,107.80 | 105,677.73 | 102,986.86 | 101,871.55 | 94,975.12 | 107,323.28 | 92,528.24 |
| 662001 | ENGINEERING DEPT: EXPENSE | 158.75 | 1,398.30 | 2,328.18 | 1,129.39 | 2,633.13 | 3,378.84 | 5,215.07 | 5,330.42 | 7,987.76 | 19,727.03 | 11,121.78 |
| | | 120,537.02 | 95,170.85 | 100,857.56 | 105,032.39 | 118,470.12 | 112,704.54 | 113,874.55 | 109,249.86 | 111,805.95 | 129,673.04 | 105,814.89 |
| | Customer Accounts & Collection Expenses | | | | | | | | | | | |
| 902000 | CUSTOMER ORDS: COLLECTIONS | 3,893.03 | 3,086.94 | (6,979.97) | - | 15.00 | - | - | 884.41 | (899.41) | - | - |
| 903000 | CUSTOMER ORDS: COLLECTIONS | 143.00 | 313.50 | 8,165.88 | 5,621.33 | 4,002.64 | 2,303.70 | 4,706.61 | 5,738.27 | 4,130.28 | 5,523.70 | 4,143.33 |
| 902001 | METER READING | 911.48 | 1,364.83 | 1,240.39 | 1,578.15 | 1,010.33 | 1,524.30 | 1,022.51 | 1,595.25 | 1,583.65 | 833.08 | 1,311.65 |
| 902002 | WATER BAN: COMMUNITY SYSTEMS | - | - | - | - | - | - | - | - | - | - | - |
| 902003 | EMPLOY BENEF-BOOTS/VACA/HOL-CS | - | 289.91 | - | - | - | - | - | - | (289.91) | - | - |
| 902004 | SICK - CUST SERVICE - UNION | - | 27.61 | - | - | - | - | - | - | (27.61) | - | - |
| 903004 | SICK - CUST SERVICE - UNION | 911.13 | - | 883.52 | 220.88 | 82.83 | - | - | - | 27.61 | - | - |
| 902010 | CUST ORDS:COLLECTIONS-COM SYS | - | - | - | - | - | - | - | - | - | - | - |
| 902011 | METER READING: COMM SYSTEMS | - | - | 531.75 | 93.78 | - | - | - | - | - | - | - |
| 902096 | METER READING-EXCEPT: COMM SYS | - | - | 77.00 | 16.50 | 22.00 | 115.50 | - | - | - | - | - |
| 902097 | METER READING-TRANSF: COMM SYS | - | - | - | - | - | - | - | - | - | - | - |
| 902098 | METER READING: TRANSFERS | 2,416.59 | 2,493.21 | 2,158.30 | 2,859.93 | 3,425.68 | 3,501.49 | 3,395.41 | 4,045.36 | 3,396.89 | 3,753.24 | 3,180.62 |
| 902099 | METER READING: EXCEPTIONS | 1,406.93 | 992.61 | 985.97 | 535.10 | 488.41 | 1,148.82 | 638.18 | 1,301.73 | 1,010.34 | 928.94 | 619.17 |
| 902100 | BILLING & ACCOUNTING | - | - | - | - | - | - | - | 3,500.00 | (3,500.00) | - | - |
| 903100 | BILLING & ACCOUNTING | 31,347.81 | 20,254.79 | 26,728.69 | 17,439.32 | 28,077.50 | 27,405.84 | 27,186.23 | 24,484.56 | 22,867.73 | 27,538.64 | 24,703.65 |
| 921140 | COURIER & EXPRESS MAIL EXPENSE | - | - | 130.22 | - | - | 28.60 | - | - | 31.37 | 62.34 | - |
| 930200 | PUBLIC RELATIONS | - | 3,418.61 | 479.15 | - | 742.48 | 541.37 | 29.34 | 55.00 | 0.50 | 840.00 | 1,519.60 |
| 902400 | WATER BAN | - | - | - | - | - | - | - | - | - | - | - |
| 920001 | WAGES: REVENUE & CUSTOMER OPER | 100,531.54 | 82,993.35 | 84,433.03 | 92,089.07 | 99,153.87 | 88,663.47 | 86,003.89 | 88,233.93 | 91,939.41 | 102,560.97 | 94,309.84 |
| 903003 | EMPLOYEE BENEFITS:BOOTS/VACATION | 984.03 | 61.65 | 79.07 | 389.97 | 1,153.83 | 465.11 | 696.82 | 264.15 | 606.00 | 517.62 | 716.42 |
| 904000 | UNCOLLECTABLE ACCOUNTS | 2,608.11 | 4,075.84 | (2,248.22) | 713.03 | 1,314.00 | 5,731.47 | 1,874.68 | 2,083.82 | 3,999.25 | 3,513.84 | 4,146.87 |
| | | 145,153.65 | 119,372.85 | 116,664.78 | 121,557.06 | 139,488.57 | 131,429.67 | 125,553.67 | 132,186.48 | 124,876.10 | 146,072.37 | 134,651.15 |
| | Administrative and General Expense | | | | | | | | | | | |
| 920000 | SALARIES & WAGES - ADMIN | 17,135.77 | 14,731.15 | 15,482.10 | 16,660.22 | 14,961.98 | 12,635.22 | 17,214.96 | 15,037.60 | 14,851.23 | 16,952.45 | 15,097.87 |
| 920001 | WAGES: REVENUE & CUSTOMER OPER | - | - | - | - | - | - | - | - | - | - | - |

| | | | | | | | | | | | | |
|--------|-----------------------------------|-------------|-------------|-------------|-------------|-------------|-------------|-------------|-------------|-------------|-------------|-------------|
| 920002 | SALARIES & WAGES: ACCOUNTING | 71,767.09 | 56,566.84 | 60,600.64 | 63,275.31 | 66,679.87 | 56,679.37 | 55,255.26 | 57,084.20 | 60,728.23 | 62,953.48 | 59,875.31 |
| 920003 | SALARIES & WAGES: IS | - | - | - | - | - | - | - | - | - | - | - |
| 920004 | SALARIES & WAGES: PWS | 14,777.31 | 10,451.15 | 12,582.88 | 10,878.99 | 14,034.17 | 12,351.05 | 12,406.49 | 10,760.32 | 10,199.29 | 12,949.03 | 12,911.87 |
| 920005 | SALARIES & WAGES: PWS ADMIN | - | - | - | - | - | - | - | - | - | - | - |
| 920100 | OFFICERS SALARIES & WAGES | 45,950.01 | 38,051.07 | 42,152.64 | 48,339.18 | 35,172.51 | 40,147.69 | 37,683.52 | 41,781.39 | 40,918.02 | 47,228.79 | 42,584.53 |
| 920200 | OFFICER'S SALARIES TRXF OUT | - | - | - | - | - | - | - | - | - | - | - |
| 921000 | OFFICE SUPPLIES & EXPENSE | 4,214.59 | 2,804.34 | 3,088.15 | 2,777.93 | 3,296.82 | 2,087.95 | 2,851.33 | 3,414.78 | 3,897.14 | 1,782.66 | 2,068.01 |
| 921001 | TRANS/EXP MAIN OFFICE - VEH #1 | - | - | - | - | - | - | - | - | - | - | - |
| 921002 | SENIOR MANAGEMENT VEHICLES | 1,298.64 | 263.78 | 24.99 | 868.25 | 302.86 | 24.99 | 665.69 | 132.03 | 24.99 | 166.23 | 24.99 |
| 921003 | SENIOR MGMT - FUEL PURCHASED | 318.23 | 380.95 | 315.11 | 303.74 | 406.11 | 442.53 | 415.45 | 461.09 | 349.67 | 362.04 | 422.97 |
| 921004 | SENIOR MGMT-VEH REGISTRATION | - | - | - | - | - | - | - | - | 476.40 | - | - |
| 921130 | OFFICE EQUIP: RENTAL/LEASE EXP | 6,006.65 | 6,605.51 | 3,454.20 | 807.20 | 6,450.00 | 3,454.20 | 524.82 | 4,704.28 | 3,804.68 | 4,276.05 | 3,707.64 |
| 921131 | VEHICLE LEASES | - | - | - | - | - | - | - | - | - | - | - |
| 921133 | IT VEHICLE EXPENSE-FUEL | - | - | - | - | - | - | - | - | - | - | - |
| 921134 | IT VEHICLE EXPENSE-REGISTRATION | - | - | - | - | - | - | - | - | - | - | - |
| 921132 | IT VEHICLE EXPENSE | - | - | - | - | - | - | - | - | - | - | - |
| 921140 | COURIER & EXPRESS MAIL EXPENSE | - | - | - | - | - | - | - | - | - | - | - |
| 921150 | RENTAL EXPENSE: HECOP III | 27,382.06 | 27,382.06 | 27,382.06 | 27,382.06 | 35,321.03 | 27,382.06 | 27,382.06 | 27,790.75 | 27,790.75 | 27,790.75 | 27,790.75 |
| 921160 | OFFICE EXP: MANCHESTR ST-PHONE | - | - | - | - | - | - | - | - | - | - | - |
| 921170 | OFFICE EXPENSE: MANCH ST ELECT | 3,590.19 | 3,315.13 | 3,190.09 | 3,712.05 | 3,532.20 | 3,949.30 | 4,842.60 | 4,580.58 | 4,185.57 | 3,460.94 | 3,400.35 |
| 922000 | MISC EXP: TRNSF-CR (OVERHEAD) | (75,591.75) | (62,124.85) | (65,185.64) | (62,150.74) | (64,237.98) | (57,817.75) | (53,279.32) | (69,689.52) | (60,542.10) | (62,735.58) | (42,341.02) |
| 922200 | LABOR: OVERHEAD | (87,762.48) | (72,149.42) | (70,928.87) | (74,590.14) | (70,541.39) | (67,454.67) | (83,087.20) | (76,584.17) | (78,387.04) | (78,294.57) | (72,745.47) |
| 923000 | OUTSIDE SERVICES | 18,590.54 | 21,702.56 | 34,256.98 | 29,088.19 | 21,844.80 | 22,354.29 | 2,924.42 | 36,589.62 | 13,865.81 | 11,933.54 | 38,839.04 |
| 924000 | INSURANCE EXPENSE | 43,975.92 | 49,622.97 | 46,820.27 | 19,421.27 | 46,749.01 | 46,820.27 | 46,820.27 | 46,820.30 | 46,820.34 | 47,611.93 | 46,986.94 |
| 926001 | OFFICER'S LIFE INSURANCE | 386.13 | 386.19 | 386.19 | 386.19 | 386.19 | 386.19 | 386.19 | 386.19 | 2,055.19 | 386.19 | 386.19 |
| 926100 | SICKNESS & FUNERAL PAY | - | - | - | - | - | - | - | - | - | - | - |
| 926200 | PENSION- DB PLAN | 110,420.17 | 110,420.17 | 110,420.17 | 110,420.17 | 110,420.17 | 110,420.17 | 110,420.17 | 110,420.17 | 110,420.17 | 110,420.17 | 110,420.17 |
| 926250 | GROUP PENSION: 401K | 20,819.43 | 20,639.00 | 26,078.35 | 21,738.18 | 27,805.82 | 16,900.27 | 27,239.50 | 26,572.61 | 21,257.07 | 21,349.08 | 26,784.89 |
| 926255 | EARLY RETIREE HEALTH EXPENSE | - | - | - | - | - | - | - | - | - | - | - |
| 926260 | POST-65 RETIREMENT HEALTH EXP | 21,844.75 | 27,057.49 | 27,057.49 | 11,419.27 | 21,844.75 | 21,844.75 | 21,844.75 | 21,844.75 | 21,844.75 | 21,844.75 | 21,844.75 |
| 926300 | EMPLOYEE SERVICE AWARDS | - | - | - | - | - | - | - | - | 71.76 | 5,428.53 | 711.48 |
| 926400 | GROUP HEALTH INSURANCE | 157,487.10 | 149,805.27 | 147,708.67 | 150,216.58 | 135,421.05 | 152,905.68 | 143,254.88 | 125,574.40 | 143,844.78 | 147,219.89 | 150,554.16 |
| 926401 | HEALTH INSURANCE:OPT OUT | - | - | - | - | - | 13,017.25 | - | - | - | - | - |
| 926410 | GROUP DENTAL | 18,738.45 | 18,259.89 | 17,811.01 | 17,791.97 | 17,655.09 | 12,318.76 | 18,611.50 | 18,012.16 | 17,785.58 | 17,639.40 | 17,804.31 |
| 926420 | GROUP LIFE/DISABILITY INSURANC | 3,231.00 | 3,257.50 | 3,257.50 | 3,259.50 | 3,286.00 | 1,427.97 | 3,235.00 | 3,282.00 | 3,312.50 | 3,284.00 | 3,259.50 |
| 926440 | EMPLOYEE BENEFITS/ SECTION 125 | - | - | - | - | - | - | - | - | - | - | - |
| 926500 | MISC EMPLOYEE BENEFITS | 270.16 | - | 1,526.28 | (548.14) | 629.20 | 292.83 | 224.25 | 526.21 | 323.25 | 745.67 | 489.79 |
| 926501 | MISC EMPLOYEE BENEFITS-WELLNESS | - | 98.68 | - | 8.44 | 2,730.47 | (26.17) | (275.12) | 520.00 | 150.00 | (35.00) | 100.89 |
| 926502 | MISC EMPLOYEE BENEFITS-ACTIVITIES | - | - | 1,619.00 | (1,183.50) | (95.00) | 788.96 | 135.00 | 918.29 | - | - | 900.00 |
| 926503 | MISC EMPLOYEE BENEFITS-SAFETY | 1,012.63 | 2,587.37 | - | - | 4,120.62 | - | - | - | 350.00 | 5,762.60 | 1,099.80 |
| 926505 | EMPLOYEE RELATIONS | - | - | - | - | - | - | - | - | - | - | - |
| 926600 | TUITION REIMBURSEMENTS | - | 4,181.00 | 2,860.99 | 2,994.70 | 1,091.25 | 1,144.48 | 3,010.25 | 5,761.78 | - | 1,965.38 | - |
| 926610 | TRAINING EDUCATIONAL SEMINARS | 3,081.33 | (1,525.00) | 3,173.90 | 3,271.41 | 11,257.48 | 3,100.06 | 3,751.42 | 2,163.86 | 2,788.73 | 15,361.55 | 11,956.18 |
| 926801 | SUP BEN: SUP EXE RETIRE PLAN | - | - | 10,339.00 | - | - | 30,587.00 | - | - | 6,177.00 | - | - |
| 928000 | REGULATORY COMMISSION EXPENSE | 10,144.00 | 10,144.00 | 10,144.00 | 10,144.00 | 10,144.00 | 10,144.00 | 10,144.00 | 5,810.00 | 7,977.00 | 10,489.67 | 10,489.67 |
| 930100 | MEETINGS & CONVENTIONS | 1,340.71 | 1,251.52 | 14,391.08 | 3,780.44 | 2,581.99 | 2,966.18 | 5,220.93 | 75.00 | 7,108.08 | 3,939.38 | 1,050.40 |
| 930101 | MEMBERSHIPS | 2,477.79 | 2,542.80 | 2,532.84 | 3,277.59 | 2,662.05 | 2,488.05 | 2,646.80 | 3,082.30 | 2,462.55 | 2,606.84 | 2,153.20 |
| 930102 | LICENSING FEES | 490.00 | 590.00 | 1,073.06 | 640.00 | 490.00 | 1,690.00 | 829.78 | 615.00 | 565.00 | 465.00 | 3,218.71 |
| 930200 | PUBLIC RELATIONS | 4,706.13 | 5,407.34 | 11,664.05 | 1,066.12 | 2,104.14 | 241.00 | - | - | - | 2,030.00 | 492.06 |
| 930300 | MEALS | 502.56 | 488.44 | 18.98 | 79.25 | 169.90 | 154.00 | 326.56 | 19.52 | 9.46 | 112.68 | 194.12 |
| 930400 | MISCELLANEOUS GENERAL EXPENSE | - | 210.00 | - | 1,240.00 | 0.01 | (492.76) | - | - | (841.05) | 480.59 | 294.17 |
| 930405 | MISC GEN EXP: RECRUITMENT FEES | 236.25 | 130.00 | 661.50 | 301.25 | 2,342.25 | 1,727.75 | 208.75 | 100.00 | 1,671.74 | 649.93 | 355.27 |
| 930410 | CHARITABLE CONTRIBUTIONS | - | - | - | - | - | - | - | - | - | - | - |
| 950100 | MAINTENANCE: OFFICE PROPERTY | - | 100.00 | - | 100.00 | 100.00 | 100.00 | 100.00 | 100.00 | 100.00 | 100.00 | 100.00 |
| 950110 | MAINTENANCE: MANCHESTER STREET | 2,012.15 | 2,805.30 | 3,007.13 | 5,297.98 | 2,052.94 | 2,048.07 | 2,047.03 | 3,512.52 | 2,436.85 | 1,901.12 | 2,080.46 |
| 950200 | MAINT: OFFICE FURNT & EQUIP | - | - | - | - | - | - | - | - | - | - | - |

| | | | | | | | | | | | | |
|--------|------------------------------------|---------------------|---------------------|---------------------|---------------------|---------------------|---------------------|---------------------|---------------------|---------------------|---------------------|---------------------|
| 950300 | MAINT: COMMUNICATION EQUIP | - | - | - | - | - | - | - | - | - | - | - |
| 950400 | MAINT: MISC GENERAL EQUIP | - | - | - | - | - | - | - | - | - | - | - |
| 950500 | MAINT: COMPUTER EQUIPMENT | - | - | - | - | - | - | - | - | - | - | - |
| | | 450,853.51 | 456,440.20 | 508,966.79 | 432,474.91 | 473,172.36 | 489,230.99 | 425,981.99 | 432,180.01 | 440,853.39 | 470,585.16 | 505,363.95 |
| | IS Expenses | | | | | | | | | | | |
| 920003 | SALARIES & WAGES: IS | 46,754.67 | 39,261.65 | 41,310.44 | 41,854.95 | 44,048.23 | 38,011.83 | 37,154.17 | 38,835.42 | 39,053.63 | 44,513.01 | 39,467.72 |
| 921000 | OFFICE SUPPLIES & EXPENSE | - | 16.38 | - | - | 57.31 | 17.99 | 241.11 | - | - | 525.00 | 57.49 |
| 921132 | IT VEHICLE EXPENSE | - | - | - | - | - | - | 243.36 | - | - | - | - |
| 921133 | IT VEHICLE EXPENSE-FUEL | - | - | - | 73.80 | 33.16 | - | 81.51 | - | 36.50 | 28.50 | 40.00 |
| 921134 | IT VEHICLE EXPENSE-REGISTRATION | - | - | - | - | - | - | - | - | - | - | - |
| 921160 | OFFICE EXP: MANCHESTR ST-PHONE | 2,532.12 | 2,121.27 | 2,552.94 | 2,484.61 | 2,426.72 | 2,717.99 | 2,660.23 | 2,391.64 | 2,392.54 | 2,691.68 | 2,449.62 |
| 950300 | MAINT: COMMUNICATION EQUIP | 1,947.69 | 1,992.09 | 1,812.18 | 1,805.89 | 1,924.77 | 1,903.62 | 1,866.90 | 1,866.90 | 1,866.90 | 1,869.40 | 1,869.40 |
| 950500 | MAINT: COMPUTER EQUIPMENT | 42,353.27 | 48,304.64 | 47,596.34 | 46,647.56 | 56,773.74 | 46,881.65 | 44,429.65 | 45,444.67 | 39,780.22 | 47,905.54 | 54,876.01 |
| | | 93,587.75 | 91,696.03 | 93,271.90 | 92,866.81 | 105,263.93 | 89,533.08 | 86,676.93 | 88,538.63 | 83,129.79 | 97,533.13 | 98,760.24 |
| | Inter Div Management Fee | | | | | | | | | | | |
| 930500 | INTERCOMPANY MGMT FEE: PCP | 17,984.00 | 17,538.00 | 22,095.00 | 17,676.00 | 19,062.00 | 17,928.00 | 18,232.00 | 18,927.00 | 19,604.00 | 19,098.00 | 18,246.00 |
| 930510 | INTCO MGMT FEE:TSC/PWS/PAC/PEU | (253,162.00) | (209,763.00) | (416,076.00) | (300,822.00) | (297,502.00) | (267,885.00) | (269,936.00) | (266,238.00) | (263,177.00) | (286,845.00) | (276,580.00) |
| 930520 | INTERCO MGT:INSIDE GEN COUNSEL | - | - | - | - | - | - | - | - | - | - | - |
| | Total Operating Expenses | 1,134,003.50 | 1,093,324.52 | 1,009,405.44 | 1,121,608.48 | 1,285,535.45 | 1,355,735.10 | 1,321,705.68 | 1,305,069.89 | 1,350,556.65 | 1,323,698.57 | 1,203,407.25 |
| | Depreciation Expense | | | | | | | | | | | |
| 403000 | DEPRECIATION EXPENSE | 497,225.92 | 495,992.65 | 496,708.11 | 494,509.75 | 495,402.33 | 496,580.91 | 496,581.91 | 544,178.38 | 502,453.80 | 501,929.65 | 510,069.66 |
| 406100 | AMORT OF BON TERRAIN ACQ ADJ | (849.62) | (849.62) | (849.62) | (849.62) | (849.62) | (849.62) | (849.62) | (849.62) | (849.62) | (849.62) | (849.62) |
| 406101 | AMORT OF SOUHEGAN WDS ACQ ADJ | (1,402.51) | (1,402.51) | (1,402.52) | (1,402.52) | (1,402.51) | (1,402.52) | (1,402.51) | (1,402.51) | (1,402.52) | (1,402.52) | (1,402.51) |
| | | 494,973.79 | 493,740.52 | 494,455.97 | 492,257.61 | 493,150.20 | 494,328.77 | 494,329.78 | 541,926.25 | 500,201.66 | 499,677.51 | 507,817.53 |
| | Amortization Expense: CIAC | | | | | | | | | | | |
| 405300 | AMORTIZATION EXPENSE: CIAC | (64,562.63) | (64,787.54) | (64,888.91) | (64,940.71) | (65,327.65) | (65,464.50) | (67,276.19) | (110,071.63) | (68,923.44) | (67,119.20) | (67,260.95) |
| | | (64,562.63) | (64,787.54) | (64,888.91) | (64,940.71) | (65,327.65) | (65,464.50) | (67,276.19) | (110,071.63) | (68,923.44) | (67,119.20) | (67,260.95) |
| | Amortization Expense | | | | | | | | | | | |
| 407320 | AMORT EXP - DEFERRED CHARGES | 10,750.73 | 10,750.76 | 10,750.87 | 10,937.66 | 10,114.54 | 11,470.63 | 11,430.23 | 11,383.79 | 11,383.97 | 11,221.15 | 11,232.09 |
| 407100 | AMORT: ACQUISITION PREMIUM | 152,827.95 | 156,534.70 | 156,533.92 | 156,533.92 | 156,534.70 | 156,533.92 | 156,534.71 | 156,533.91 | 156,534.71 | 156,533.92 | 156,533.92 |
| | | 163,578.68 | 167,285.46 | 167,284.79 | 167,471.58 | 166,649.24 | 168,004.55 | 167,964.94 | 167,917.70 | 167,918.68 | 167,755.07 | 167,766.01 |
| 414000 | GAIN FROM ARRA LOAN FORGIVNESS | (5,273.67) | (5,273.67) | (5,273.67) | (5,273.67) | (5,273.67) | (5,273.67) | (5,273.67) | (5,273.67) | (5,273.67) | (5,273.67) | (5,273.67) |
| 414100 | GAIN ON DISP/UTIL PROP-PAPP ND | - | - | - | - | - | - | - | - | - | - | - |
| 921161 | RENT EXP-HECOP III FITUP ALLOW | - | - | - | - | - | - | - | - | - | - | - |
| | Taxes Other than Income Tax | | | | | | | | | | | |
| 408110 | LOCAL PROPERTY TAXES | 328,145.34 | 328,145.34 | 328,145.37 | 332,699.04 | 375,529.39 | 354,153.73 | 354,153.74 | 354,153.74 | 354,232.75 | 352,425.44 | 261,271.74 |
| 408120 | MEDICARE TAX EXPENSE | 11,751.23 | 9,903.40 | 10,592.62 | 11,702.88 | 12,546.43 | 11,316.56 | 12,279.46 | 11,398.05 | 10,869.24 | 12,069.25 | 10,958.47 |
| 408121 | FICA TAX EXPENSE | 50,246.60 | 42,345.64 | 45,292.61 | 50,039.90 | 53,646.74 | 48,388.06 | 52,505.35 | 47,642.18 | 44,410.35 | 49,301.41 | 43,724.92 |
| 408122 | FUTA TAX EXPENSE | 3,578.17 | 556.24 | 79.44 | 42.49 | 149.73 | 140.58 | 136.33 | 39.86 | - | 62.71 | 77.97 |
| 408123 | SUTA TAX EXPENSE - NH | 3,934.00 | 2,337.72 | 948.03 | 306.05 | 211.94 | 198.95 | 181.29 | (689.33) | 18.66 | 59.64 | 69.39 |
| 408125 | SUTA TAX EXPENSE - MASS | 992.56 | 640.69 | 126.33 | 15.06 | - | - | (8.12) | - | - | - | - |
| 408130 | NH BET TAXES | - | - | - | - | - | - | - | - | - | - | - |
| 408126 | EXCISE TAXES | - | - | - | - | - | - | 232.75 | - | - | - | - |
| | | 398,647.90 | 383,929.03 | 385,184.40 | 394,805.42 | 442,084.23 | 414,197.88 | 419,480.80 | 412,544.50 | 409,531.00 | 413,918.45 | 316,102.49 |
| | Income Tax | | | | | | | | | | | |
| 409102 | PROV/FED INC TAX/CURRENT | 25,538.68 | 50,458.09 | 63,066.33 | 37,472.35 | 71,893.65 | 53,282.37 | 289,442.20 | 259,532.25 | 151,872.81 | 106,366.15 | (9,860.48) |
| 409113 | PROVS FOR NH BUS PRFTS TAX CUR | 10,431.50 | 20,610.04 | 25,759.99 | 13,328.12 | 28,560.13 | 21,166.71 | 114,982.46 | 103,100.56 | 60,332.29 | 42,254.51 | (3,917.12) |
| 409120 | MASS EXERCISE TAX | - | - | - | - | - | - | - | - | - | - | - |
| 410102 | PROV/FED INC TAX/DEFERRED | - | - | - | - | - | - | - | - | - | - | - |
| 410113 | PROV NH INCOME TAX DEFERRED | - | - | - | - | - | - | - | - | - | - | - |
| 410120 | PROV MA INCOME TAX DEFERRED | - | - | - | - | - | - | - | - | - | - | - |

| | | | | | | | | | | | | |
|--------|---|---------------------|---------------------|---------------------|---------------------|---------------------|---------------------|---------------------|---------------------|---------------------|---------------------|---------------------|
| 411000 | AMORT OF REGULATORY LIABILITY | - | - | - | - | - | - | - | - | - | - | - |
| 412000 | INVESTMENT TAX CREDITS | (2,753.00) | (2,753.00) | (2,753.00) | (2,753.00) | (2,753.00) | (2,753.00) | (2,753.00) | (2,753.00) | (2,753.00) | (2,753.00) | (2,753.00) |
| | | 33,217.18 | 68,315.13 | 86,073.32 | 48,047.47 | 97,700.78 | 71,696.08 | 401,671.66 | 359,879.81 | 209,452.10 | 145,867.66 | (16,530.60) |
| | Total Operating Deducts | 2,154,584.75 | 2,136,533.45 | 2,072,241.34 | 2,153,976.18 | 2,414,518.58 | 2,433,224.21 | 2,732,603.00 | 2,671,992.85 | 2,563,462.98 | 2,478,524.39 | 2,106,028.06 |
| | Net Operating Income | 230,841.05 | (140,016.64) | 288,237.36 | 197,625.18 | 65,016.19 | 238,331.88 | 800,108.73 | 961,068.55 | 630,876.50 | 519,773.23 | 76,523.17 |
| | Non-Operating Revenue Deductions | | | | | | | | | | | |
| 421000 | MISC NON-UTILITY INCOME | - | - | - | - | - | - | (16,876.94) | (71,549.09) | - | - | - |
| 426000 | NON-OPERATING REVENUE DEDUCTS | - | - | - | - | - | - | - | - | - | - | - |
| 426001 | MISCELLANEOUS NON-UTILITY EXP | - | - | - | - | - | - | - | - | - | - | - |
| | Other Income | - | - | - | - | - | - | 16,876.94 | 71,549.09 | - | - | - |
| 420000 | AFUDC-INTEREST(DEBT) COMPONENT | (1,402.00) | (1,179.00) | (2,304.00) | (1,725.00) | (1,787.00) | (6,257.00) | (3,365.00) | (6,644.00) | (7,983.00) | 32,646.00 | - |
| 420100 | AFUDC - EQUITY COMPONENT | (789.00) | (693.00) | (1,187.00) | (889.00) | (841.00) | (2,945.00) | (1,584.00) | (3,127.00) | (3,756.00) | 15,811.00 | - |
| | | (2,191.00) | (1,872.00) | (3,491.00) | (2,614.00) | (2,628.00) | (9,202.00) | (4,949.00) | (9,771.00) | (11,739.00) | 48,457.00 | - |
| | Interest Expense | | | | | | | | | | | |
| 427300 | INTEREST EXP: BONDS & NOTES | 311,160.31 | 285,140.30 | 308,478.30 | 299,619.65 | 366,927.19 | 328,311.15 | 333,780.07 | 336,330.70 | 326,795.50 | 338,016.05 | 330,560.82 |
| 427200 | LINE OF CREDIT INTEREST | 28,969.17 | 30,280.83 | 32,329.55 | 4,574.79 | 1,359.51 | 3,255.06 | 6,311.49 | 8,026.81 | 9,309.54 | 12,961.37 | 14,625.89 |
| 427325 | INTEREST EXP:DEBT SERVICE COST | - | - | - | - | - | - | - | - | - | - | - |
| 428000 | AMORTIZATION OF DEBT EXPENSE | 22,606.03 | 22,793.53 | 22,606.03 | 22,606.03 | 21,272.93 | 23,158.23 | 23,158.23 | 23,314.93 | 23,189.57 | 23,189.57 | 23,189.57 |
| 428001 | AMORT OF ORIGINAL ISSUE DISCNT | - | - | - | - | - | - | - | - | - | - | - |
| 428002 | AMORTIZATION OF DISCOUNT ON BONDS | - | - | - | - | - | - | - | - | - | - | - |
| 429000 | AMORTIZATION: PREMIUM ON DEBT | (10,168.21) | (10,168.21) | (10,168.21) | (11,073.74) | (11,073.74) | (11,073.74) | (11,073.74) | (11,073.74) | (11,073.74) | (11,073.74) | (11,073.74) |
| 427115 | INTERCOMPANY INTEREST | (65,534.38) | (62,345.01) | (57,494.59) | (58,736.11) | (61,442.34) | (61,760.12) | (61,989.20) | (56,846.66) | (57,372.00) | (55,055.80) | (50,924.95) |
| 419000 | INTEREST INCOME | - | - | - | - | - | - | - | - | - | - | - |
| | Total Interest | 287,032.92 | 265,701.44 | 295,751.08 | 256,990.62 | 317,043.55 | 281,890.58 | 290,186.85 | 299,752.04 | 290,848.87 | 308,037.45 | 306,377.59 |
| | Net Income (Or Loss) - MTD | (54,000.87) | (403,846.08) | (4,022.72) | (56,751.44) | (249,399.36) | (34,356.70) | 531,747.82 | 742,636.60 | 351,766.63 | 163,278.78 | (229,854.42) |
| | Net Income (Or Loss) - YTD | (54,000.87) | (457,846.95) | (461,869.67) | (518,621.11) | (768,020.47) | (802,377.17) | (270,629.35) | 472,007.25 | 823,773.88 | 987,052.66 | 757,198.24 |

| 12 | 12 |
|---------------------|----------------------|
| Dec-19 | Total |
| (1,760,210.22) | (26,008,875) |
| - | (18,418) |
| (131,911.00) | (129,436) |
| - | 18,423 |
| (171,254.24) | (1,049,281) |
| - | (16,561) |
| (644,086.00) | (7,729,032) |
| 644,086.00 | 7,729,032 |
| (390,938.93) | (4,691,199) |
| 2,454,314.39 | 31,895,347.28 |
| - | (3,672) |
| (25,165.70) | (277,822) |
| - | 3 |
| (7,233.00) | (98,243) |
| 2,481.21 | 114,138 |
| (1,010.14) | (12,033) |
| (9,078.30) | (107,420) |
| 40,005.93 | 381,376 |
| 2,494,320.32 | 32,280,395.31 |
| 5,077.90 | 51,573 |
| 1,477.28 | 9,114 |
| 577.18 | 22,789 |
| 162.81 | 15,350 |
| 8,555.10 | 171,035 |
| 1,035.58 | 12,093 |
| 1,689.06 | 21,588 |
| 107.07 | 6,916 |
| 5,682.78 | 114,568 |
| 6,450.84 | 109,142 |
| 660.39 | 9,250 |
| 381.72 | 4,953 |
| - | - |
| 75.00 | 1,335 |
| 3,046.13 | 14,792 |
| 19,653.89 | 262,269 |
| 17,403.60 | 330,772 |
| 38,912.62 | 565,259 |
| 186.70 | 2,555 |
| 201.32 | 1,030 |
| 199.55 | 1,732 |
| - | - |
| 533.68 | 3,863 |
| 967.22 | 9,143 |
| 2,435.05 | 27,393 |

| | |
|-------------|---------|
| 944.63 | 7,400 |
| - | - |
| - | 447 |
| - | - |
| 889.63 | 8,169 |
| 560.87 | 5,528 |
| 1,717.27 | 13,189 |
| 912.20 | 8,858 |
| 506.37 | 4,603 |
| 6,218.59 | 167,715 |
| 60.12 | 694 |
| 6,628.77 | 85,259 |
| 926.23 | 10,381 |
| 492.07 | 7,822 |
| 3,687.99 | 23,674 |
| - | - |
| 827.81 | 11,646 |
| 697.93 | 7,777 |
| 818.45 | 7,801 |
| 462.30 | 5,243 |
| 436.50 | 3,450 |
| 1,371.41 | 18,324 |
| 787.18 | 6,578 |
| 1,037.05 | 15,269 |
| 1,349.02 | 11,877 |
| 1,042.53 | 9,102 |
| 1,740.73 | 22,930 |
| 918.40 | 7,620 |
| 1,537.06 | 18,617 |
| 756.64 | 6,300 |
| 1,233.40 | 26,640 |
| 434.66 | 3,983 |
| 518.21 | 6,168 |
| 485.63 | 4,393 |
| 911.66 | 16,504 |
| 796.35 | 10,666 |
| 294.79 | 2,427 |
| 798.21 | 7,831 |
| 472.09 | 9,250 |
| 165.00 | 3,327 |
| 25,882.46 | 301,918 |
| 1,002.04 | 11,779 |
| 4,668.82 | 38,791 |
| 1,835.00 | 26,690 |
| - | 3,054 |
| 342.65 | 6,042 |
| - | - |
| - | - |
| 6,413.82 | 41,678 |
| 183.84 | 1,400 |
| 625.00 | 9,111 |
| - | - |
| (18,247.65) | 61,310 |
| 2,695.00 | 31,303 |
| 249.26 | 7,740 |
| - | 9,172 |

| | |
|-------------------|---------------------|
| - | 1,368 |
| - | (31) |
| - | 1,754 |
| 191.93 | 4,729 |
| 2,036.00 | 21,648 |
| 17,101.94 | 168,128 |
| 4,723.45 | 65,285 |
| 2,568.11 | 45,814 |
| 25.08 | 432 |
| 24,166.11 | 366,060 |
| - | - |
| 973.39 | 13,480 |
| - | - |
| 2,615.23 | 46,122 |
| - | - |
| - | - |
| - | 13,081 |
| 1,619.65 | 25,705 |
| - | - |
| - | - |
| - | - |
| 21,458.61 | 382,361 |
| - | - |
| - | - |
| 167.67 | 3,167 |
| - | 137 |
| 25.90 | 292 |
| 716.40 | 8,072 |
| 264.99 | 9,105 |
| 18,328.91 | 227,664 |
| - | - |
| 13,551.03 | 99,255 |
| 345.60 | 5,554 |
| 11,801.84 | 78,131 |
| 2,599.40 | 25,897 |
| - | 6,565 |
| 384.04 | 26,161 |
| 6,439.96 | 85,781 |
| (21,747.00) | (307,763) |
| - | 1,388 |
| - | 6,272 |
| - | 212 |
| - | - |
| - | - |
| 14,662.51 | 90,111 |
| 22,135.43 | 348,949 |
| 1,147.95 | 10,294 |
| 4,205.94 | 17,705 |
| 1,216.25 | 20,038 |
| 37,092.83 | 239,378 |
| 375,379.61 | 5,064,262.20 |
| 18,592.24 | 339,564 |
| 8,104.31 | 115,210 |
| 12,095.98 | 69,826 |

| | |
|-------------|------------------|
| 3,880.21 | 17,300 |
| 358.90 | 9,928 |
| 4,088.60 | 51,198 |
| 19,044.09 | 235,146 |
| 396.42 | 14,925 |
| - | 156 |
| - | - |
| - | - |
| 1,647.00 | 16,639 |
| - | - |
| 3,312.95 | 55,730 |
| - | - |
| 1,715.18 | 35,406 |
| 4,649.00 | 98,771 |
| - | 798 |
| - | 914 |
| 6,704.47 | 23,677 |
| 4,443.68 | 46,446 |
| 2,189.55 | 9,028 |
| 181.30 | 12,453 |
| 508.82 | 3,650 |
| - | 580 |
| - | 14,036 |
| - | 420 |
| - | 272 |
| - | 6,016 |
| - | - |
| - | 1,711 |
| - | 1,537 |
| - | 107 |
| - | 179 |
| - | - |
| - | - |
| 5,767.27 | 71,406 |
| 9,214.54 | 123,430 |
| - | 2,171 |
| - | - |
| - | 2,377 |
| - | - |
| (35,851.40) | (560,973) |
| (5,344.50) | (70,181) |
| - | (5,273) |
| (4,305.02) | (6,887) |
| 2,860.88 | 12,555 |
| 38,933.13 | 203,703 |
| 4,671.87 | 603,607 |
| 1,884.81 | 112,300 |
| 4,668.51 | 103,406 |
| - | - |
| - | - |
| - | - |
| (384.56) | (0) |
| - | - |
| (1,040.43) | (0) |
| 16.21 | 185 |
| 28,824.73 | 434,801 |

| | |
|-------------------|---------------------|
| - | - |
| 1,865.05 | 11,256 |
| - | - |
| - | 354 |
| 14,954.98 | 70,443 |
| 120.00 | 26,479 |
| 1,518.87 | 72,809 |
| - | - |
| - | - |
| 4,922.00 | 52,063 |
| - | - |
| 7,530.87 | 117,348 |
| - | - |
| 3,714.35 | 36,224 |
| - | - |
| 925.38 | 13,068 |
| 1,065.22 | 7,842 |
| 3,495.76 | 35,337 |
| 3,467.40 | 41,565 |
| 42,217.61 | 381,631 |
| 20,329.36 | 122,662 |
| - | 233 |
| 247,955.59 | 3,197,560.93 |
| 726.28 | 12,890 |
| 1,291.47 | 20,385 |
| - | 4,488 |
| 80,852.16 | 1,207,889 |
| 45,561.24 | 105,970 |
| 128,431.15 | 1,351,621.92 |
| - | - |
| 365.45 | 45,158 |
| 1,834.19 | 15,810 |
| - | - |
| - | - |
| - | - |
| 82.83 | 2,209 |
| - | - |
| - | 626 |
| - | 231 |
| - | - |
| 3,262.25 | 37,889 |
| 1,137.85 | 11,194 |
| - | - |
| 45,398.75 | 323,434 |
| - | 253 |
| 2,105.50 | 9,732 |
| - | - |
| 84,066.87 | 1,094,979 |
| 561.30 | 6,496 |
| 7,564.61 | 35,377 |
| 146,379.60 | 1,583,385.95 |
| - | - |
| 13,810.48 | 184,571 |
| - | - |

| | |
|-------------|------------------|
| 52,579.13 | 724,045 |
| - | - |
| 11,257.67 | 145,560 |
| - | - |
| 39,157.52 | 499,167 |
| - | - |
| 2,705.91 | 34,990 |
| - | - |
| 24.99 | 3,822 |
| 326.25 | 4,504 |
| - | 476 |
| 3,008.84 | 46,804 |
| - | - |
| - | - |
| - | - |
| - | - |
| 27,790.75 | 338,567 |
| - | - |
| 3,200.63 | 44,960 |
| (40,323.72) | (716,020) |
| (58,084.30) | (890,610) |
| 17,948.67 | 269,938 |
| 47,141.31 | 535,611 |
| 386.19 | 6,303 |
| - | - |
| 279,576.13 | 1,494,198 |
| 20,921.27 | 278,105 |
| - | - |
| 91,200.60 | 331,493 |
| - | 6,212 |
| 113,308.19 | 1,717,301 |
| 12,658.07 | 25,675 |
| 17,676.86 | 210,105 |
| 3,286.00 | 37,378 |
| - | - |
| 417.83 | 4,897 |
| 540.00 | 3,812 |
| 2,225.46 | 5,308 |
| 1,423.24 | 16,356 |
| - | - |
| - | 23,010 |
| 2,283.08 | 60,664 |
| (20,376.00) | 26,727 |
| 10,489.66 | 116,264 |
| 2,384.94 | 46,091 |
| 2,838.87 | 31,772 |
| 4,660.81 | 15,327 |
| 1,170.00 | 28,881 |
| 114.11 | 2,190 |
| - | 891 |
| 466.00 | 8,851 |
| - | - |
| 100.00 | 1,000 |
| 3,915.64 | 33,117 |
| - | - |

| | |
|---------------------|----------------------|
| - | - |
| - | - |
| - | - |
| 672,211.08 | 5,758,314.34 |
| 37,128.11 | 487,394 |
| 84.48 | 1,000 |
| - | 243 |
| - | 293 |
| - | - |
| 1,881.01 | 29,302 |
| 2,843.79 | 23,570 |
| 69,316.64 | 590,310 |
| 111,254.03 | 1,132,112.25 |
| 17,670.00 | 224,060 |
| (293,544.00) | (3,401,530) |
| - | - |
| - | - |
| 1,405,737.06 | 14,909,787.59 |
| 595,868.97 | 6,127,502 |
| (849.62) | (10,195) |
| (1,402.52) | (16,830) |
| 593,616.83 | 6,100,476.42 |
| - | - |
| (68,276.92) | (838,900) |
| (68,276.92) | (838,900.27) |
| - | - |
| 17,039.49 | 138,466 |
| 156,534.70 | 1,874,705 |
| 173,574.19 | 2,013,170.89 |
| - | - |
| (5,273.67) | (63,284) |
| - | - |
| - | - |
| - | - |
| 325,068.15 | 4,048,124 |
| 11,499.26 | 136,887 |
| 45,277.29 | 572,821 |
| 1,463.65 | 6,327 |
| 1,284.99 | 8,861 |
| 192.90 | 1,959 |
| 80,528.00 | 80,528 |
| - | 233 |
| 465,314.24 | 4,855,740.34 |
| - | - |
| (285,967.40) | 813,097 |
| (178,413.19) | 258,196 |
| - | - |
| 399,269.00 | 399,269 |
| 83,854.00 | 83,854 |
| - | - |

| | |
|--------------------------|----------------------|
| - | - |
| (2,753.00) | (33,036) |
| 15,989.41 | 1,521,380.00 |
| - | - |
| 2,580,681.14 | 28,498,370.93 |
| - | - |
| (86,360.82) | 3,782,024.38 |
| - | - |
| (60,989.74) | (149,416) |
| - | - |
| 27,803.77 | 27,804 |
| 33,185.97 | 121,612.00 |
| - | - |
| - | - |
| - | - |
| 340,908.58 | 3,906,029 |
| 16,134.40 | 168,138 |
| - | - |
| 23,189.57 | 274,274 |
| - | - |
| - | - |
| (11,073.74) | (130,168) |
| (51,964.18) | (701,465) |
| - | - |
| 317,194.63 | 3,516,807.62 |
| (370,369.48) | 386,828.76 |
| <u>386,828.76</u> | |

Pennichuck Water Works, Inc.
Balance Sheet
January - December 2019

| | | | 1 | 2 | 3 | 4 | 5 | 6 | 7 | 8 |
|-------------------|-----|------|--------------------------------|---------------------|---------------------|---------------------|---------------------|---------------------|---------------------|---------------------|
| | | | Jan-19 | Feb-19 | Mar-19 | Apr-19 | May-19 | Jun-19 | Jul-19 | Aug-19 |
| Assets | | | | | | | | | | |
| Land | | | | | | | | | | |
| 303100 | 001 | 2000 | LAND: POWDER HILL | 736,972.75 | 736,972.75 | 736,972.75 | 736,972.75 | 736,972.75 | 736,972.75 | 678,906.40 |
| 303150 | 001 | 2000 | LAND - TINKER RD (SANDERSON) | - | - | - | - | - | - | - |
| 303200 | 001 | 2000 | SOURCE OF SUPPLY & WATER RIGHT | - | - | - | - | - | - | - |
| 303201 | 001 | 2000 | SOURCE/SUPPLY WATER RIGHTS:BED | - | - | - | - | - | - | - |
| 303240 | 001 | 2000 | EASEMENTS: ENGLISH WOODS | - | - | - | - | - | - | - |
| 303250 | 001 | 2000 | EASEMENTS: AUTUMN WOODS | - | - | - | - | - | - | - |
| 303300 | 001 | 2000 | EASEMENTS | 200,261.63 | 200,261.63 | 200,261.63 | 200,261.63 | 200,261.63 | 200,261.63 | 200,261.63 |
| 303400 | 001 | 2000 | TRANSMISSION SYSTEM LAND | - | - | - | - | - | - | - |
| 303500 | 001 | 2000 | DISTRIB RESER & STANDPIPE LAND | - | - | - | - | - | - | - |
| 303501 | 001 | 2000 | ASHLEY CMNS INTER WATER RIGHTS | 552,513.16 | 552,513.16 | 552,513.16 | 552,513.16 | 552,513.16 | 552,513.16 | 552,513.16 |
| 303550 | 001 | 2000 | DREW WOODS INTER WATER RIGHTS | 688,358.24 | 688,358.24 | 688,358.24 | 688,358.24 | 688,358.24 | 688,358.24 | 688,358.24 |
| 303600 | 001 | 2000 | DISTRIB SYS LAND & RIGHTS/WAY | - | - | - | - | - | - | - |
| 303650 | 001 | 2000 | DIST SYS LAND & RIGHTS:SHGN WD | - | - | - | - | - | - | - |
| 303700 | 001 | 2000 | GENERAL AND MISCELLANEOUS LAND | - | - | - | - | - | - | - |
| | | | 2,178,105.78 | 2,178,105.78 | 2,178,105.78 | 2,178,105.78 | 2,178,105.78 | 2,178,105.78 | 2,178,105.78 | 2,120,039.43 |
| Structures | | | | | | | | | | |
| 304100 | 001 | 2000 | SOURCE OF SUPPLY STRUCTURES | 4,862,274.05 | 4,862,274.05 | 4,862,274.05 | 4,862,274.05 | 4,862,274.05 | 4,862,274.05 | 4,862,274.05 |
| 304101 | 001 | 2000 | SOURCE/SUPPLY STRUCT-BON TERR | - | - | - | - | - | - | - |
| 304102 | 001 | 2000 | S/S STRUCTURES: CIAC | 404,000.00 | 404,000.00 | 404,000.00 | 404,000.00 | 404,000.00 | 404,000.00 | 404,000.00 |
| 304103 | 001 | 2000 | SOURCE/SUPPLY STRUCTS: AVD | - | - | - | - | - | - | - |
| 304150 | 001 | 2000 | S/S STRUCTS: MERR RIVER STA | - | - | - | - | - | - | - |
| 304155 | 001 | 2000 | SOURCE/SUPPLY STRUCTS: AUTUMN | - | - | - | - | - | - | - |
| 304200 | 001 | 2000 | POWER & PUMPING STRUCTURES | 3,226,810.01 | 3,226,810.01 | 3,226,810.01 | 3,226,810.01 | 3,226,810.01 | 3,226,810.01 | 3,226,810.01 |
| 304201 | 001 | 2000 | HEATING SYSTEM | - | - | - | - | - | - | - |
| 304204 | 001 | 2000 | POWER & PUMP STRUCT:ENG WDS | - | - | - | - | - | - | - |
| 304210 | 001 | 2000 | STRUCT & IMPROVEMENTS: ROOFING | 25,289.68 | 25,289.68 | 25,289.68 | 25,289.68 | 25,289.68 | 25,289.68 | 25,289.68 |
| 304250 | 001 | 2000 | S/S STRUCTS:VALLEYFIELD | - | - | - | - | - | - | - |
| 304265 | 001 | 2000 | POWER & PUMP STRUCT-SOUHEGN WD | - | - | - | - | - | - | - |
| 304300 | 001 | 2000 | PURIFICATION SYSTEM STRUCTURES | - | - | - | - | - | - | - |
| 304500 | 001 | 2000 | DISTRIBUTION RESERVOIRS | 3,772.19 | 3,772.19 | 3,772.19 | 3,772.19 | 3,772.19 | 3,772.19 | 3,772.19 |
| 304550 | 001 | 2000 | BOOSTER STATIONS | 2,919,046.21 | 2,919,046.21 | 2,919,046.21 | 2,919,046.21 | 2,919,046.21 | 2,919,046.21 | 2,895,601.58 |
| 304551 | 001 | 2000 | BOOSTER STATIONS: CIAC | 65,787.00 | 65,787.00 | 65,787.00 | 65,787.00 | 65,787.00 | 65,787.00 | 65,787.00 |
| 304555 | 001 | 2000 | BOOSTER STATIONS: AUTUMN WOODS | - | - | - | - | - | - | - |
| 304557 | 001 | 2000 | BOOSTER STATIONS - GREAT BAY | - | - | - | - | - | - | - |
| 304670 | 001 | 2000 | BOOSTER STATIONS: DONALD ST | - | - | - | - | - | - | - |
| 304700 | 001 | 2000 | GENERAL & MISC STRUCTURES | 117,536.96 | 117,536.96 | 117,536.96 | 117,536.96 | 117,536.96 | 117,536.96 | 117,536.96 |
| 304701 | 001 | 2000 | NEW OFFICE AT YARD | 7,449,164.44 | 7,449,164.44 | 7,449,164.44 | 7,449,164.44 | 7,449,164.44 | 7,449,164.44 | 7,449,164.44 |
| 304750 | 001 | 2000 | WILL STREET EXPANSION | 20,460.19 | 20,460.19 | 20,460.19 | 20,460.19 | 20,460.19 | 20,460.19 | 20,460.19 |
| 304757 | 001 | 2000 | GEN & MISC STRUCTS:GREENFIELD | - | - | - | - | - | - | - |
| 304800 | 001 | 2000 | WATER TREATMENT STRUCTURES | 24,187,881.49 | 24,187,881.49 | 24,192,124.99 | 24,192,124.99 | 24,198,194.59 | 24,198,033.49 | 24,198,033.49 |
| 304950 | 001 | 2000 | MANCHESTER ST LEASEHOLD IMPRV | 515,588.07 | 515,588.07 | 515,588.07 | 515,588.07 | 515,588.07 | 515,588.07 | 515,588.07 |
| 304951 | 001 | 2000 | LH IMPROV-HECOPIII FITUP ALLOW | 292,020.00 | 292,020.00 | 292,020.00 | 292,020.00 | 292,020.00 | 292,020.00 | 292,020.00 |
| 305000 | 001 | 2000 | COLCT & IMPOUNDING RESERVOIRS | 4,991,892.31 | 4,991,892.31 | 4,991,892.31 | 4,991,892.31 | 4,991,892.31 | 4,991,892.31 | 4,991,892.31 |
| 305110 | 001 | 2000 | SOURCE/SUPPLY STRUCT: HOLT DAM | - | - | - | - | - | - | - |
| 305120 | 001 | 2000 | SOURCE/SPPLY STRUCT:BOWERS DAM | - | - | - | - | - | - | - |
| 305130 | 001 | 2000 | SOURCE/SPPLY STRCT: HARRIS DAM | - | - | - | - | - | - | - |
| 305140 | 001 | 2000 | SOURCE/SUPPLY STRCT:SUPPLY PND | - | - | - | - | - | - | - |
| 305145 | 001 | 2000 | SRCE/SPPLY STRCT:URBAN RUNOFF | - | - | - | - | - | - | - |
| 306000 | 001 | 2000 | LAKE,RIVER, OTHER INTAKES: S/S | 22,242.78 | 22,242.78 | 22,242.78 | 22,242.78 | 22,242.78 | 22,242.78 | 22,242.78 |

| | | | | | | | | | | | |
|--------|-----|------|---------------------------------|----------------------|----------------------|----------------------|----------------------|----------------------|----------------------|----------------------|----------------------|
| 307100 | 001 | 2000 | WELLS & SPRINGS - PWW | 1,182,574.55 | 1,182,574.55 | 1,182,574.55 | 1,182,574.55 | 1,182,574.55 | 1,182,574.55 | 1,182,574.55 | 1,182,574.55 |
| 307210 | 001 | 2000 | WELL PUMPS & PIPING | 228,554.80 | 228,554.80 | 228,554.80 | 228,554.80 | 228,554.80 | 235,118.69 | 235,118.69 | 235,118.69 |
| 307250 | 001 | 2000 | WELLS & SPRINGS-BADGER HILL | - | - | - | - | - | - | - | - |
| 307251 | 001 | 2000 | WELLS & SPRINGS - VALLEYFIELD | - | - | - | - | - | - | - | - |
| 308200 | 001 | 2000 | INFILT GALLERIES & TUNNELS: S/S | 1,543.33 | 1,543.33 | 1,543.33 | 1,543.33 | 1,543.33 | 1,543.33 | 1,543.33 | 1,543.33 |
| 309200 | 001 | 2000 | SUPPLY MAINS-SOURCE OF SUPPLY | 3,745,598.21 | 3,745,598.21 | 3,745,598.21 | 3,745,598.21 | 3,745,598.21 | 3,745,598.21 | 3,745,598.21 | 3,745,598.21 |
| | | | | 54,262,036.27 | 54,262,036.27 | 54,266,279.77 | 54,266,279.77 | 54,272,349.37 | 54,278,752.16 | 54,278,752.16 | 54,255,307.53 |

Equipment

| | | | | | | | | | | | |
|--------|-----|------|---------------------------------------|----------------------|----------------------|----------------------|----------------------|----------------------|----------------------|----------------------|----------------------|
| 310000 | 001 | 2000 | POWER GENERATION EQUIPMENT | 1,275,581.70 | 1,275,581.70 | 1,275,581.70 | 1,275,581.70 | 1,275,581.70 | 1,275,581.70 | 1,275,581.70 | 1,275,581.70 |
| 311200 | 001 | 2000 | ELECTRIC PUMPING EQUIPMENT | 5,532,336.01 | 5,532,336.01 | 5,532,336.01 | 5,532,336.01 | 5,532,336.01 | 5,532,336.01 | 5,532,336.01 | 5,532,336.01 |
| 311201 | 001 | 2000 | ELECTRIC PUMP EQUIP - BON TERR | - | - | - | - | - | - | - | - |
| 311202 | 001 | 2000 | ELECTRIC PUMP EQUIP: MERR RIV | - | - | - | - | - | - | - | - |
| 311203 | 001 | 2000 | ELECTRIC PUMP EQUIP: TAYLOR FL | - | - | - | - | - | - | - | - |
| 311205 | 001 | 2000 | ELECTRIC PUMPING EQUIP: AUTUMN | - | - | - | - | - | - | - | - |
| 311207 | 001 | 2000 | ELECTRIC PUMP EQUIP: GREAT BAY | - | - | - | - | - | - | - | - |
| 311210 | 001 | 2000 | ELECTRIC PUMPING EQUIP: PUMPS | 549,998.16 | 549,998.16 | 555,087.96 | 555,087.96 | 555,087.96 | 555,087.96 | 583,304.13 | 599,299.13 |
| 311220 | 001 | 2000 | ELECTRIC PUMPING EQUIP: METERS | 6,047.12 | 6,047.12 | 6,047.12 | 6,047.12 | 6,047.12 | 6,047.12 | 6,047.12 | 6,047.12 |
| 311230 | 001 | 2000 | ELECTRIC PUMPING EQUIP-CHEMICAL PUMPS | 5,717.54 | 5,717.54 | 5,717.54 | 5,717.54 | 5,717.54 | 5,717.54 | 5,717.54 | 5,717.54 |
| 311250 | 001 | 2000 | ELEC PUMPING EQUIP-VALLEYFIELD | - | - | - | - | - | - | - | - |
| 311265 | 001 | 2000 | ELEC PUMP EQUIP - SOUHEGAN WDS | - | - | - | - | - | - | - | - |
| 311300 | 001 | 2000 | DIESEL PUMPING EQUIPMENT | 22,585.66 | 22,585.66 | 22,585.66 | 22,585.66 | 22,585.66 | 22,585.66 | 22,585.66 | 22,585.66 |
| 311400 | 001 | 2000 | HYDRAULIC PUMPING EQUIPMENT | 39,023.59 | 39,023.59 | 39,023.59 | 39,023.59 | 39,023.59 | 39,023.59 | 39,023.59 | 39,023.59 |
| 311500 | 001 | 2000 | NATURAL GAS PUMPING EQUIPMENT | 248,484.33 | 248,484.33 | 248,484.33 | 248,484.33 | 248,484.33 | 248,484.33 | 248,484.33 | 248,484.33 |
| 311600 | 001 | 2000 | OTHER POWER PUMPING EQUIPMENT | 55,714.45 | 55,714.45 | 55,714.45 | 55,714.45 | 55,714.45 | 55,714.45 | 55,714.45 | 55,714.45 |
| 311603 | 001 | 2000 | OTHER PWR & PUMP EQUIP-POWDER | - | - | - | - | - | - | - | - |
| 311605 | 001 | 2000 | OTHER PWR & PUMP EQUIP-AUTUMN | - | - | - | - | - | - | - | - |
| 311607 | 001 | 2000 | OTHER PWR & PUMP EQUIP-GRT BAY | - | - | - | - | - | - | - | - |
| 320000 | 001 | 2000 | PURIFICATION SYSTEM EQUIPMENT | 735,853.39 | 735,853.39 | 735,853.39 | 735,853.39 | 735,853.39 | 743,831.88 | 743,831.88 | 747,835.98 |
| 320005 | 001 | 2000 | PURIFICATION SYS EQUIP-AUTUMN | - | - | - | - | - | - | - | - |
| 320006 | 001 | 2000 | PURIF SYS EQUIP-SOUHEGAN WOODS | - | - | - | - | - | - | - | - |
| 320007 | 001 | 2000 | PURIFICATION SYS EQUIP-BT | - | - | - | - | - | - | - | - |
| 320008 | 001 | 2000 | PURIF SYS EQUIP: SWEET HILL | - | - | - | - | - | - | - | - |
| 320017 | 001 | 2000 | PURIFICATION EQUIP: GREAT BAY | - | - | - | - | - | - | - | - |
| 320100 | 001 | 2000 | OTHER PRODUCTION EQUIPMENT | 78,163.51 | 78,163.51 | 78,163.51 | 78,163.51 | 78,163.51 | 78,163.51 | 78,163.51 | 78,163.51 |
| 320101 | 001 | 2000 | OTHER PRODUCTION EQUIP: CIAC | 13,500.00 | 13,500.00 | 13,500.00 | 13,500.00 | 13,500.00 | 13,500.00 | 13,500.00 | 13,500.00 |
| 320105 | 001 | 2000 | OTHER PROD EQUIP: AUTUMN WOODS | - | - | - | - | - | - | - | - |
| 320200 | 001 | 2000 | WATER TREATMENT EQUIPMENT | 15,927,797.77 | 15,927,797.77 | 15,927,797.77 | 15,927,797.77 | 15,938,335.39 | 15,938,909.89 | 15,938,909.89 | 15,938,909.89 |
| 320250 | 001 | 2000 | PURIF SYS EQUIP-VALLEYFIELD | - | - | - | - | - | - | - | - |
| 320310 | 001 | 2000 | WATER TREATMENT: FILTER MEDIA | 1,282,498.80 | 1,282,498.80 | 1,282,498.80 | 1,282,498.80 | 1,282,498.80 | 1,282,498.80 | 1,282,498.80 | 1,777,830.00 |
| 320360 | 001 | 2000 | OTHER PROD EQUIP: CABOT PRES | - | - | - | - | - | - | - | - |
| | | | | 25,773,302.03 | 25,773,302.03 | 25,778,391.83 | 25,778,391.83 | 25,788,929.45 | 25,797,482.44 | 25,825,698.61 | 26,341,028.91 |

Transmission & Distribution

| | | | | | | | | | | | |
|--------|-----|------|---------------------------------|--------------|--------------|--------------|--------------|--------------|--------------|--------------|--------------|
| 114100 | 001 | 2000 | ACQUISITION ADJ - BON TERRAIN | (384,880.18) | (384,880.18) | (384,880.18) | (384,880.18) | (384,880.18) | (384,880.18) | (384,880.18) | (384,880.18) |
| 114101 | 001 | 2000 | ACQUISITION ADJ-SOUHEGAN WOODS | (460,025.00) | (460,025.00) | (460,025.00) | (460,025.00) | (460,025.00) | (460,025.00) | (460,025.00) | (460,025.00) |
| 115101 | 001 | 2000 | ACCUM AMORT: SOUHEGN WD ACQ ADJ | 342,766.28 | 344,168.79 | 345,571.31 | 346,973.83 | 348,376.34 | 349,778.86 | 351,181.37 | 352,583.88 |
| 115102 | 001 | 2000 | ACCUM AMORT: BON TERR ACQ ADJ | 212,752.09 | 213,601.71 | 214,451.33 | 215,300.95 | 216,150.57 | 217,000.19 | 217,849.81 | 218,699.43 |
| 330160 | 001 | 2000 | DISTRIBUTION RES: SHAKESPEARE | - | - | - | - | - | - | - | - |
| 330165 | 001 | 2000 | DISTRIBUTION RES: FIFIELD TANK | - | - | - | - | - | - | - | - |
| 330170 | 001 | 2000 | DISTRIBUTION RES: POWDER HILL | - | - | - | - | - | - | - | - |
| 330171 | 001 | 2000 | DISTRIBUTION RES: GREAT BAY | - | - | - | - | - | - | - | - |
| 330174 | 001 | 2000 | DISTRIBUTION RES: ENGLISH WOOD | - | - | - | - | - | - | - | - |
| 330500 | 001 | 2000 | DISTRIBUTION RESERVIORS | 8,459,084.08 | 8,459,084.08 | 8,459,084.08 | 8,459,084.08 | 8,459,084.08 | 8,459,084.08 | 8,459,084.08 | 8,459,084.08 |
| 331000 | 001 | 2000 | PAVEMENTS - GENERAL | 322,272.32 | 322,272.32 | 322,272.32 | 322,272.32 | 322,272.32 | 322,272.32 | 322,272.32 | 322,272.32 |
| 331001 | 001 | 2000 | PAVEMENTS - TRANS MAINS | 360,604.84 | 360,604.84 | 360,604.84 | 360,604.84 | 360,604.84 | 360,604.84 | 360,604.84 | 360,604.84 |
| 331002 | 001 | 2000 | PAVEMENTS - DIST MAINS | 4,773,324.03 | 4,773,324.03 | 4,773,324.03 | 4,773,324.03 | 4,887,861.63 | 4,940,031.03 | 4,951,773.78 | 4,969,236.37 |
| 331003 | 001 | 2000 | PAVEMENTS - GATE VALVES | 239,018.36 | 239,018.36 | 239,018.36 | 239,018.36 | 239,018.36 | 239,018.36 | 239,018.36 | 239,018.36 |

| | | | | | | | | | | | |
|--------|-----|------|--------------------------------|---------------|---------------|---------------|---------------|---------------|---------------|---------------|---------------|
| 331100 | 001 | 2000 | TRANSMISSION MAINS | 13,083,122.20 | 13,083,122.20 | 13,079,919.08 | 13,079,919.08 | 13,079,919.08 | 13,079,919.08 | 13,079,919.08 | 13,079,919.08 |
| 331101 | 001 | 2000 | TRANS & DIST MAINS - BON TERR | 1,440,589.96 | 1,440,589.96 | 1,440,589.96 | 1,440,589.96 | 1,440,589.96 | 1,440,589.96 | 1,440,589.96 | 1,440,589.96 |
| 331102 | 001 | 2000 | T&D MAINS:DEV INST:BON TERRAIN | 531,932.04 | 531,932.04 | 531,932.04 | 531,932.04 | 531,932.04 | 531,932.04 | 531,932.04 | 531,932.04 |
| 331150 | 001 | 2000 | TRANS MAINS: DEVELOPER INSTALL | 235,507.36 | 235,507.36 | 235,507.36 | 235,507.36 | 235,507.36 | 235,507.36 | 235,507.36 | 235,507.36 |
| 331165 | 001 | 2000 | TRANS MAINS - SOUHEGAN WOODS | - | - | - | - | - | - | - | - |
| 331200 | 001 | 2000 | DISTRIBUTION MAINS - NEW | 38,776,865.38 | 38,777,096.60 | 38,743,277.51 | 38,764,297.46 | 39,000,642.53 | 39,472,083.22 | 39,502,756.34 | 39,515,345.52 |
| 331201 | 001 | 2000 | DISTRIBUTION SYSTEM EQUIPMENT | 122,253.28 | 122,253.28 | 122,253.28 | 122,253.28 | 122,253.28 | 122,253.28 | 122,253.28 | 122,253.28 |
| 331204 | 001 | 2000 | DISTRIBUTION MAINS: ENG WOODS | - | - | - | - | - | - | - | - |
| 331205 | 001 | 2000 | DISTRIBUTION MAINS: AUTUMN | - | - | - | - | - | - | - | - |
| 331206 | 001 | 2000 | DIST MAINS: SOUHEGAN WOODS | - | - | - | - | - | - | - | - |
| 331220 | 001 | 2000 | DIST MAINS IN LITTLE PND | - | - | - | - | - | - | - | - |
| 331250 | 001 | 2000 | DIST MAINS: GATE VALVES | 2,175,103.44 | 2,148,103.44 | 2,147,178.44 | 2,151,089.52 | 2,161,657.75 | 2,201,955.14 | 2,210,775.14 | 2,210,775.14 |
| 331251 | 001 | 2000 | GATES: 4" & UNDER - CORE | 37,035.10 | 37,035.10 | 37,035.10 | 41,124.32 | 41,124.32 | 41,124.32 | 41,124.32 | 41,124.32 |
| 331252 | 001 | 2000 | GATES: 4" & UNDER - COMM SYS | 14,534.48 | 14,534.48 | 14,534.48 | 14,534.48 | 14,534.48 | 14,534.48 | 14,534.48 | 14,534.48 |
| 331253 | 001 | 2000 | GATES: 6" & LARGER - CORE | 64,058.55 | 64,058.55 | 64,058.55 | 64,058.55 | 64,058.55 | 64,058.55 | 64,058.55 | 64,058.55 |
| 331254 | 001 | 2000 | GATES: 6" & LARGER - COMM SYS | 39,260.21 | 39,260.21 | 39,260.21 | 39,260.21 | 42,477.91 | 42,477.91 | 42,477.91 | 42,477.91 |
| 331256 | 001 | 2000 | DIST MAINS:GATE VALVES-DUNLAP | - | - | - | - | - | - | - | - |
| 331257 | 001 | 2000 | DIST MAINS:VALLEYFIELD | - | - | - | - | - | - | - | - |
| 331300 | 001 | 2000 | DIST MAINS: DEVELOPER INSTALL | 24,078,004.54 | 24,259,644.54 | 24,273,870.94 | 24,273,870.94 | 24,588,284.29 | 24,588,284.29 | 24,897,072.32 | 24,897,072.32 |
| 331305 | 001 | 2000 | DEV INST:DIST MAINS-LTLE POND | - | - | - | - | - | - | - | - |
| 331350 | 001 | 2000 | DIST MAINS: TAYLOR FALLS | - | - | - | - | - | - | - | - |
| 331360 | 001 | 2000 | DIST MAINS: CABOT PRESERVE | - | - | - | - | - | - | - | - |
| 331770 | 001 | 2000 | DISTRIBUTION MAINS - GREAT BAY | - | - | - | - | - | - | - | - |
| 333004 | 001 | 2000 | PAVEMENTS: SERVICES | 1,488,649.43 | 1,488,649.43 | 1,485,655.42 | 1,485,655.42 | 1,485,655.42 | 1,483,775.92 | 1,483,775.92 | 1,483,775.92 |
| 333100 | 001 | 2000 | NEW SERVICES | 4,673,044.99 | 4,637,305.09 | 4,636,233.90 | 4,636,233.90 | 4,636,233.90 | 4,642,083.60 | 4,651,753.20 | 4,666,098.83 |
| 333101 | 001 | 2000 | NEW SERVICES - BON TERRAIN | - | - | - | - | - | - | - | - |
| 333102 | 001 | 2000 | NEW SERV:DEV INSTALL:BON TERR | - | - | - | - | - | - | - | - |
| 333120 | 001 | 2000 | NEW SERVICES - POWDER HILL | - | - | - | - | - | - | - | - |
| 333122 | 001 | 2000 | NEW SERVICES - LITTLE POND | - | - | - | - | - | - | - | - |
| 333140 | 001 | 2000 | NEW SERVICES - ENGLISH WOODS | - | - | - | - | - | - | - | - |
| 333150 | 001 | 2000 | NEW SERVICES-VALLEYFIELD | - | - | - | - | - | - | - | - |
| 333165 | 001 | 2000 | NEW SERVICES - SOUHEGAN WOODS | - | - | - | - | - | - | - | - |
| 333200 | 001 | 2000 | RENEWED SERVICES | 3,119,793.30 | 3,133,639.75 | 3,134,897.69 | 3,146,318.97 | 3,152,626.69 | 3,238,322.42 | 3,337,641.61 | 3,350,218.57 |
| 333230 | 001 | 2000 | DEVELOPER INSTALLED SERV: CIAC | 6,204,293.93 | 6,292,069.38 | 6,352,875.97 | 6,394,708.92 | 6,410,511.30 | 6,490,350.31 | 6,799,458.19 | 6,875,166.27 |
| 333250 | 001 | 2000 | DEVELOPER INSTALLED SERV: PAID | 1,732,631.23 | 1,743,506.29 | 1,762,117.21 | 1,767,554.74 | 1,769,971.42 | 1,780,846.48 | 1,784,471.50 | 1,792,929.88 |
| 334000 | 001 | 2000 | METERING EQUIPMENT | 4,469,832.75 | 4,495,005.43 | 4,433,383.26 | 4,448,625.59 | 4,465,258.54 | 4,423,003.55 | 4,431,834.64 | 4,442,976.82 |
| 334001 | 001 | 2000 | NEW METERS - BON TERRAIN | - | - | - | - | - | - | - | - |
| 334100 | 001 | 2000 | RADIOS FOR METERING | 2,408,338.05 | 2,413,334.12 | 2,410,743.80 | 2,414,061.70 | 2,417,226.56 | 2,415,116.12 | 2,419,019.64 | 2,423,806.58 |
| 334220 | 001 | 2000 | NEW METERS - LITTLE POND | - | - | - | - | - | - | - | - |
| 334250 | 001 | 2000 | NEW METERS: BADGER HILL | - | - | - | - | - | - | - | - |
| 334360 | 001 | 2000 | NEW METERS - CABOT PRESERVE | - | - | - | - | - | - | - | - |
| 334370 | 001 | 2000 | NEW METERS: VALLEYFIELD | - | - | - | - | - | - | - | - |
| 334400 | 001 | 2000 | NEW METERS - ENGLISH WOODS | - | - | - | - | - | - | - | - |
| 334450 | 001 | 2000 | NEW METERS - BARTLETT COMMONS | - | - | - | - | - | - | - | - |
| 334500 | 001 | 2000 | NEW METERS - AUTUMN WOODS | - | - | - | - | - | - | - | - |
| 334570 | 001 | 2000 | NEW METERS: GREENFIELD FARMS | - | - | - | - | - | - | - | - |
| 334600 | 001 | 2000 | NEW METERS - DUNLAP WOODS | - | - | - | - | - | - | - | - |
| 334650 | 001 | 2000 | NEW METERS - SOUHEGAN WOODS | - | - | - | - | - | - | - | - |
| 334770 | 001 | 2000 | NEW METERS-GREAT BAY | - | - | - | - | - | - | - | - |
| 334890 | 001 | 2000 | NEW METERS: SWEET HILL | - | - | - | - | - | - | - | - |
| 334900 | 001 | 2000 | NEW METERS - ATHERTON COMMONS | - | - | - | - | - | - | - | - |
| 334920 | 001 | 2000 | NEW METERS: LAUREL WOODS | - | - | - | - | - | - | - | - |
| 334950 | 001 | 2000 | CONSTRUCTION METERS | - | - | - | - | - | 2,565.20 | 2,565.20 | 2,565.20 |
| 335000 | 001 | 2000 | FIRE PROT EQUIP: HYDRANTS | 2,897,710.08 | 2,897,710.08 | 2,897,710.08 | 2,897,710.08 | 2,897,710.08 | 2,916,401.75 | 2,922,580.83 | 2,929,609.42 |
| 335001 | 001 | 2000 | NEW HYDRANTS - BON TERRAIN | - | - | - | - | - | - | - | - |
| 335002 | 001 | 2000 | HYDRANTS:DEV INSTALL: BON TERR | - | - | - | - | - | - | - | - |

Current Assets

Cash

| | | | | | | | | | | | | |
|--------|-----|------|--|---------------------|---------------------|---------------------|---------------------|---------------------|---------------------|---------------------|---------------------|-----------|
| 131110 | 001 | 2000 | PETTY CASH: WTP | 2,000.00 | 2,000.00 | 2,000.00 | 2,000.00 | 2,000.00 | 2,000.00 | 2,000.00 | 2,000.00 | 2,000.00 |
| 131111 | 001 | 2000 | PETTY CASH: OPERATIONS | 2,000.00 | 2,000.00 | 2,000.00 | 2,000.00 | 2,000.00 | 2,000.00 | 2,000.00 | 2,000.00 | 2,000.00 |
| 131112 | 001 | 2000 | PETTY CASH: OFFICE | 2,000.00 | 2,000.00 | 2,000.00 | 2,000.00 | 2,000.00 | 2,000.00 | 2,000.00 | 2,000.00 | 2,000.00 |
| 131115 | 001 | 2000 | PETTY CASH : ENGINEERING | - | - | - | - | - | - | - | - | - |
| 131125 | 001 | 2000 | CASH-PAYROLL RBS CITIZENS BANK | - | - | - | - | - | - | - | - | - |
| 131120 | 001 | 2000 | CASH-BANK OF AMERICA: PWW | - | - | - | - | - | - | - | - | - |
| 131140 | 001 | 2000 | CASH - TD BANK | - | - | - | - | - | - | - | - | - |
| 131230 | 001 | 2000 | CASH PAYROLL - TD BANK | - | - | - | - | - | - | - | - | - |
| 131350 | 001 | 2000 | RESTRICTED CASH - RSF TD BANK | 655,078.55 | 483,504.92 | 405,728.00 | 326,654.13 | 275,387.40 | 270,208.24 | 468,580.84 | 694,862.95 | |
| 131360 | 001 | 2000 | RESTRICTED CASH - 2014 BOND PROJECT FUND | - | - | - | - | - | - | - | - | - |
| 131361 | 001 | 2000 | RESTRICTED CASH - BOND REFUND ESCROW FUND | - | - | - | - | - | - | - | - | - |
| 131370 | 001 | 2000 | RESTRICTED CASH - 2015 BOND PROJECT FUND | - | - | - | - | - | - | - | - | - |
| 131371 | 001 | 2000 | RESTRICTED CASH - 2015 BOND FUND ESCROW FUND | - | - | - | - | - | - | - | - | - |
| 131375 | 001 | 2000 | DSRR 1.0 RSF | 200,896.78 | 90,278.85 | 52,059.35 | 13,069.13 | - | 26,409.34 | 218,621.99 | 443,224.90 | |
| 131380 | 001 | 2000 | MOERR RSF | - | - | - | - | - | - | - | - | - |
| 131385 | 001 | 2000 | MOERR | 128,547.29 | - | - | - | - | 11,324.41 | 18,977.88 | 265,681.93 | |
| 131390 | 001 | 2000 | DSRR 1.0 | 1,085,887.10 | 1,568,390.91 | 1,731,310.77 | 1,800,940.68 | 2,280,561.94 | 1,322,321.69 | 1,802,775.67 | 2,179,629.05 | |
| 131372 | 001 | 2000 | RESTRICTED CASH-2018 BOND PROJECT FUND | 9,177.47 | 9,177.47 | 9,177.47 | - | - | - | - | - | - |
| 131373 | 001 | 2000 | RESTRICTED CASH-2019 BOND PROJECT FUND | - | - | - | 46,174.32 | 46,174.32 | 46,174.32 | 46,174.32 | 46,174.32 | 46,174.32 |
| 135100 | 001 | 2000 | INVESTMENTS-BOND PROJECT FUND | - | - | - | - | - | - | - | - | - |
| 131395 | 001 | 2000 | DSRR 0.1 | 58,585.60 | 99,357.68 | 737,421.42 | 164,716.72 | 215,023.74 | 269,720.17 | 518,407.51 | 592,708.18 | |
| 171360 | 001 | 2000 | ACCRUED INTEREST INCOME-2014 BOND PROJ FUND | - | - | - | - | - | - | - | - | - |
| 171370 | 001 | 2000 | ACCRUED INTEREST INCOME-2015 BOND PROJ FUND | - | - | - | - | - | - | - | - | - |
| 181360 | 001 | 2000 | DISCOUNT ON BONDS-2014 BOND PROJ FUND | - | - | - | - | - | - | - | - | - |
| 181370 | 001 | 2000 | DISCOUNT ON BONDS-2015 BOND PROJ FUND | - | - | - | - | - | - | - | - | - |
| 131300 | 001 | 2000 | RESTRICTED CASH - RSF | - | - | - | - | - | - | - | - | - |
| 131200 | 001 | 2000 | CASH-PAYROLL | - | - | - | - | - | - | - | - | - |
| | | | | 2,144,172.79 | 2,256,709.83 | 2,941,697.01 | 2,357,554.98 | 2,823,147.40 | 1,952,158.17 | 3,079,538.21 | 4,228,281.33 | |

Accounts Receivable, Net

| | | | | | | | | | | | | |
|--------|-----|------|--------------------------------|---------------------|---------------------|---------------------|---------------------|---------------------|---------------------|---------------------|---------------------|---|
| 141000 | 001 | 2000 | A/R: BILLED WATER REVENUE | - | - | - | - | - | - | - | - | - |
| 141150 | 001 | 2000 | A/R: BILLED WATER REVENUE | 1,742,921.37 | 2,129,843.15 | 1,958,303.37 | 1,705,462.63 | 1,501,736.07 | 2,264,497.79 | 1,933,628.87 | 2,999,655.10 | |
| 141350 | 001 | 2000 | A/R: MVD REMOVAL GRANTS | - | - | - | - | - | - | - | - | - |
| 141100 | 001 | 2000 | | 19,674.46 | 19,650.81 | 9,828.75 | 9,817.14 | 10,214.67 | 16,635.10 | 16,940.50 | 16,561.50 | |
| 141400 | 001 | 2000 | A/R: MISCELLANEOUS | 175,270.16 | 614,936.20 | 416,842.13 | 263,822.65 | 423,451.46 | 748,725.77 | 276,287.61 | 246,500.15 | |
| 141450 | 001 | 2000 | A/R: MISC COMPUTERS | - | - | - | - | - | - | - | - | - |
| 142200 | 001 | 2000 | A/R: JOBBING | 9,698.40 | 12,432.72 | 10,963.14 | 8,437.84 | 9,112.89 | 8,748.18 | 11,325.68 | 15,755.16 | |
| 143901 | 001 | 2000 | ALLOW FOR DOUBTFUL ACCTS-WATER | (25,000.00) | (25,000.00) | (25,020.64) | (25,000.00) | (25,065.00) | (25,000.00) | (25,000.00) | (25,000.00) | |
| 143902 | 001 | 2000 | ALLOW FOR DOUBTFUL ACCTS-JOBNG | (5,533.35) | (5,533.35) | (3,718.70) | (3,718.70) | (3,718.70) | (6,818.12) | (6,818.12) | (6,710.93) | |
| | | | | 1,917,031.04 | 2,746,329.53 | 2,367,198.05 | 1,958,821.56 | 1,915,731.39 | 3,006,788.72 | 2,206,364.54 | 3,246,760.98 | |

Unbilled Revenue

| | | | | | | | | | | | | |
|--------|-----|------|-------------------------------|---------------------|---------------------|---------------------|---------------------|---------------------|---------------------|---------------------|---------------------|---|
| 173150 | 001 | 2000 | A/R: UNBILLED WATER REV-QRTL | - | - | - | - | - | - | - | - | - |
| 173151 | 001 | 2000 | A/R: UNBILLED WATER REV-MONTH | 1,884,914.00 | 1,423,251.00 | 1,631,680.00 | 1,795,286.00 | 2,036,065.00 | 1,925,013.00 | 2,549,688.00 | 2,435,314.00 | |
| 173152 | 001 | 2000 | A/R: UNBLD REVENUE-RECOUPMENT | 34,522.54 | 29,927.88 | 25,326.67 | 20,759.98 | 20,758.97 | 20,758.59 | 20,758.59 | 20,758.59 | |
| 173153 | 001 | 2000 | A/R UNBILLED:RECOUP STEP INCR | - | - | - | - | - | - | - | - | - |
| | | | | 1,919,436.54 | 1,453,178.88 | 1,657,006.67 | 1,816,045.98 | 2,056,823.97 | 1,945,771.59 | 2,570,446.59 | 2,456,072.59 | |

Inventory & Supplies

| | | | | | | | | | | | | |
|--------|-----|------|-------------------------------|------------|------------|------------|------------|------------|------------|------------|------------|---|
| 151100 | 001 | 2000 | INVENTORY: PIPES & FITTINGS | 363,008.93 | 358,050.31 | 352,305.10 | 334,187.72 | 334,684.97 | 351,199.54 | 345,906.60 | 357,734.45 | |
| 151101 | 001 | 2000 | INVENTORY: NEW METERS | 79,805.70 | 79,519.21 | 88,360.29 | 108,203.93 | 95,538.63 | 94,135.64 | 96,376.91 | 96,230.99 | |
| 151150 | 001 | 2000 | INVENTORY: MISC T & D | 1,456.11 | 1,456.11 | 1,456.11 | 1,456.11 | 1,384.72 | 1,384.72 | 1,384.72 | 1,360.38 | |
| 151200 | 001 | 2000 | INVENTORY: WTP SPARE PARTS | - | - | - | - | - | - | - | - | - |
| 151201 | 001 | 2000 | INVENTORY: WTP CHEMICALS | 149,875.89 | 121,550.62 | 116,638.77 | 115,913.83 | 109,564.74 | 115,136.33 | 94,558.79 | 120,826.61 | |
| 151250 | 001 | 2000 | INVENTORY: FLEET/VEHICLES | 2,541.43 | 2,703.73 | 2,499.17 | 2,524.16 | 3,503.98 | 3,178.51 | 3,278.56 | 3,157.77 | |
| 151300 | 001 | 2000 | INVENTORY:BACKUP GENERAT FUEL | 20,553.11 | 20,553.11 | 20,553.11 | 20,553.11 | 20,553.11 | 20,553.11 | 20,553.11 | 20,553.11 | |
| 151600 | 001 | 2000 | INV: CUSTOMER HANDBOOK/FOLDER | - | - | - | - | - | - | - | - | - |

| | | | | | | | | | | | | | |
|--------|-----|------|-------------------------------------|----------------------|----------------------|----------------------|----------------------|----------------------|----------------------|----------------------|----------------------|---|---|
| 151615 | 001 | 2000 | INV: CUSTOMER BROCHURE/INSERTS | - | - | - | - | - | - | - | - | - | - |
| 151625 | 001 | 2000 | INVENTORY: CUST CONSERVATION | - | - | - | - | - | - | - | - | - | - |
| 151650 | 001 | 2000 | INVENTORY: BILLING & ACCTING | 2,435.92 | 2,435.92 | 4,038.60 | 9,100.86 | 6,355.22 | 6,851.78 | 3,776.52 | 1,018.78 | - | - |
| 151700 | 001 | 2000 | INVENTORY: POCKET FOLDERS | - | - | - | - | - | - | - | - | - | - |
| 151725 | 001 | 2000 | INVENTORY: EDUCATIONAL SUPPLIES | - | - | - | - | - | - | - | - | - | - |
| 151730 | 001 | 2000 | INVENTORY: CCR'S | - | - | - | - | - | - | - | - | - | - |
| | | | | 619,677.09 | 586,269.01 | 585,851.15 | 591,939.72 | 571,585.37 | 592,439.63 | 565,835.21 | 600,882.09 | | |
| | | | Prepaid Expenses & Other | | | | | | | | | | |
| 162100 | 001 | 2000 | PREPAID INSURANCE | 33,596.45 | 22,116.43 | 99,920.48 | 106,546.04 | 113,254.91 | 121,880.47 | 128,506.03 | 135,131.56 | | |
| 162150 | 001 | 2000 | PREPAID COMPUTER CLASSES | - | - | - | - | - | - | - | - | | |
| 162200 | 001 | 2000 | PREPAID COMPUTER MAINTENANCE | 295,757.61 | 255,134.85 | 245,588.70 | 209,665.22 | 288,676.05 | 277,565.24 | 345,280.97 | 314,342.57 | | |
| 162300 | 001 | 2000 | PREPAID TAXES | - | - | - | - | - | - | - | - | | |
| 163310 | 001 | 2000 | PREPAID PROPERTY TAXES | 491,075.38 | 245,537.71 | - | - | 1,086,263.30 | 814,717.23 | 543,171.16 | 271,625.09 | | |
| 162350 | 001 | 2000 | PREPAID OFFICE EQUIPMENT | - | - | - | - | - | - | - | - | | |
| 162400 | 001 | 2000 | CLEARING ACCOUNT (DO NOT USE) | - | - | - | - | - | - | - | - | | |
| 162450 | 001 | 2000 | PREPAID HECOP III OFFICE LEASE | (0.44) | 27,381.62 | 27,381.62 | 27,381.62 | (0.44) | 27,381.62 | 27,790.31 | 27,790.31 | | |
| 162500 | 001 | 2000 | PREPAID POSTAGE | 18,336.96 | 15,240.50 | 16,916.16 | 34,916.16 | 39,789.36 | 41,243.26 | 43,895.96 | 46,416.47 | | |
| 162700 | 001 | 2000 | PREPAID EXPENSES | 258,283.82 | 272,498.41 | 253,598.42 | 276,891.31 | 273,367.09 | 262,622.31 | 251,242.49 | 260,009.24 | | |
| 162300 | 001 | 2000 | PREPAID TAXES | - | - | - | - | - | - | - | - | | |
| 162310 | 001 | 2000 | PREPAID PROPERTY TAXES | - | - | - | - | - | - | - | - | | |
| 184100 | 001 | 2000 | CLEARING ACCOUNT | (19,557.31) | (19,548.71) | (19,548.71) | (19,548.71) | (19,548.71) | (17,810.25) | (19,548.71) | (19,548.71) | | |
| | | | | 1,077,492.47 | 818,360.81 | 623,856.67 | 635,851.64 | 1,781,801.56 | 1,527,599.88 | 1,320,338.21 | 1,035,766.53 | | |
| 233300 | 001 | 2000 | INTERCO PAY/REC: PWW/PCP | 26,218,482.48 | 21,904,181.38 | 20,945,656.05 | 21,443,033.08 | 21,725,960.67 | 20,376,960.70 | 21,470,666.42 | 20,361,152.58 | | |
| 233400 | 001 | 2000 | INTERCO PAY/REC: PWW/TSC | (239.02) | (452.70) | 904.23 | 1,067.99 | 1,230.41 | 1,320.09 | 1,366.19 | 1,476.49 | | |
| 233500 | 001 | 2000 | INTERCO PAY/REC: PWW/PWS | 207,078.63 | 368,324.56 | 624,891.29 | 848,447.47 | 1,119,297.71 | 1,365,296.01 | 1,566,190.56 | 1,756,565.27 | | |
| 233600 | 001 | 2000 | INTERCO PAY/REC: PWW/PAC | 25,931.34 | 48,421.51 | 92,457.95 | 114,970.52 | 141,260.86 | 168,609.48 | 199,694.20 | 226,148.02 | | |
| 233650 | 001 | 2000 | INTERCO LOAN PWW/PAC: RSF | 12,954.74 | 12,954.74 | 12,954.74 | 12,954.74 | 12,954.74 | 12,954.74 | 12,954.74 | 12,954.74 | | |
| 233700 | 001 | 2000 | INTERCO PAY/REC: PWW/PEU | 367,608.87 | 704,784.47 | 1,252,015.71 | 1,650,222.53 | 2,046,211.35 | 2,426,112.35 | 1,649,554.52 | 2,049,872.91 | | |
| | | | | 26,831,817.04 | 23,038,213.96 | 22,928,879.97 | 24,070,696.33 | 25,046,915.74 | 24,351,253.37 | 24,900,426.63 | 24,408,170.01 | | |
| | | | Total Current Assets | 34,509,626.97 | 30,899,062.02 | 31,104,489.52 | 31,430,910.21 | 34,196,005.43 | 33,376,011.36 | 34,642,949.39 | 35,975,933.53 | | |
| | | | Other Assets | | | | | | | | | | |
| | | | Abandoned Property | | | | | | | | | | |
| 182110 | 001 | 2000 | ABAND PROP: CABOT PRESERVE WELL | - | - | - | - | - | - | - | - | | |
| 182120 | 001 | 2000 | ABAND PROP: DUNLAP WOODS WELLS | - | - | - | - | - | - | - | - | | |
| 182300 | 001 | 2000 | SERV ABAND: BRIDGE/SANDERS ST | - | - | - | - | - | - | - | - | | |
| 182500 | 001 | 2000 | MAIN ABANDONMENT: CUSHING AVE | - | - | - | - | - | - | - | - | | |
| | | | Other Deferred Charges | | | | | | | | | | |
| 186100 | 001 | 2000 | ACQUISITION PREMIUM - MARA | 66,463,833.21 | 66,307,298.51 | 66,150,764.59 | 65,994,230.67 | 65,837,695.97 | 65,681,162.05 | 65,524,627.34 | 65,368,093.43 | | |
| 186120 | 001 | 2000 | FIFIELD TANK INSPECTION | - | - | - | - | - | - | - | - | | |
| 186126 | 001 | 2000 | MAST ROAD RAILROAD CROSSING | 368.18 | 294.55 | 220.91 | 147.28 | 73.64 | - | - | - | | |
| 186130 | 001 | 2000 | SERGEANT WOODS - NEWTON NH | - | - | - | - | - | - | - | - | | |
| 186136 | 001 | 2000 | WATER ST OFFICE RELOCATION | - | - | - | - | - | - | - | - | | |
| 186140 | 001 | 2000 | SARBANES-OXLEY | (0.03) | (0.03) | (0.03) | (0.03) | - | - | - | - | | |
| 186145 | 001 | 2000 | 2ND STEP DEFERRED EXPENSE | - | - | - | - | - | - | - | - | | |
| 186150 | 001 | 2000 | BOND DEFEASANCE PREMIUM | 6.80 | 6.80 | 6.80 | 6.80 | - | - | - | - | | |
| 186172 | 001 | 2000 | MERRIMACK INTERCONNECT STUDY | - | - | - | - | - | - | - | - | | |
| 186173 | 001 | 2000 | BERKELY/SWART TERRACE STUDY | - | - | - | - | - | - | - | - | | |
| 186175 | 001 | 2000 | CROSS CONNECTION SURVEY-NASHUA | 27,019.91 | 26,634.10 | 26,248.29 | 25,862.48 | 25,478.66 | 25,092.85 | 24,707.04 | 24,321.23 | | |
| 186180 | 001 | 2000 | PWW TRADEMARK | - | - | - | - | - | - | - | - | | |
| 186202 | 001 | 2000 | UNION NEGOTIATIONS - 2002 | - | - | - | - | - | - | - | - | | |
| 186203 | 001 | 2000 | UNION NEGOTIATIONS - 2006-2007 | - | - | - | - | - | - | - | - | | |
| 186204 | 001 | 2000 | UNION NEGOTIATIONS - 2010 | - | - | - | - | - | - | - | - | | |

| | | | | | | | | | | | | |
|--------|-----|------|--|------------|------------|------------|------------|------------|------------|------------|------------|-----------|
| 186205 | 001 | 2000 | UNION NEGOTIATIONS - 2013 | - | - | - | - | - | - | - | - | - |
| 186206 | 001 | 2000 | UNION NEGOTIATIONS - 2015 | - | - | - | - | - | - | - | - | - |
| 186207 | 001 | 2000 | UNION NEGOTIATIONS - 2017 | 2,632.59 | 2,509.56 | 2,386.55 | 2,263.53 | 2,140.50 | 2,017.49 | 1,894.46 | 1,771.44 | |
| 186210 | 001 | 2000 | TYNGSBORO WHOLESAL AGREEMENT | 11,305.51 | 11,167.67 | 11,029.83 | 10,891.98 | 10,756.81 | 10,618.96 | 10,481.12 | 10,343.28 | |
| 186215 | 001 | 2000 | PWW/PEU-COST OF SERVICE STUDY | 6,209.46 | 6,132.77 | 6,056.08 | 5,979.39 | 5,902.38 | 5,825.69 | 5,749.00 | 5,672.31 | |
| 186220 | 001 | 2000 | COST OF SERVICE STUDY 2001 | - | - | - | - | - | - | - | - | - |
| 186225 | 001 | 2000 | EMPLOYEE RECRUITOR FEES | - | - | - | - | - | - | - | - | - |
| 186230 | 001 | 2000 | SYNERGEN TRAINING - 2007 | - | - | - | - | - | - | - | - | - |
| 186233 | 001 | 2000 | WILL STREET RENOVATIONS 2006 | - | - | - | - | - | - | - | - | - |
| 186235 | 001 | 2000 | RATE CASE: 2008 | - | - | - | - | - | - | - | - | - |
| 186240 | 001 | 2000 | RATE CASE - 2006 | - | - | - | - | - | - | - | - | - |
| 186241 | 001 | 2000 | 2010 DEFERRED RATE CASE EXP | - | - | - | - | - | - | - | - | - |
| 186242 | 001 | 2000 | RATE CASE EXPENSE: 2012 | 0.32 | 0.32 | 0.32 | 0.32 | 0.32 | 0.32 | 0.32 | 0.32 | 0.32 |
| 186243 | 001 | 2000 | RATE CASE EXPENSE: 2015 | 42,309.80 | 30,917.38 | 19,543.45 | 10,539.25 | 10,534.52 | 10,533.23 | 10,533.23 | 10,533.23 | 10,533.23 |
| 186244 | 001 | 2000 | RATE CASE EXPENSE: 2018 | - | - | - | - | 2,316.23 | 33,052.49 | 52,757.50 | 71,149.77 | |
| 186245 | 001 | 2000 | DEFERRED ASSET - SERP | 762,068.98 | 762,068.98 | 760,575.98 | 760,575.98 | 760,575.98 | 759,047.98 | 759,047.98 | 759,047.98 | |
| 186250 | 001 | 2000 | ADULT LEARNCTR-NASHUA LAW SUIT | - | - | - | - | - | - | - | - | - |
| 186255 | 001 | 2000 | MERRIMACK VILLAGE DAM | - | - | - | - | - | - | - | - | - |
| 186256 | 001 | 2000 | MERRIMACK VILLAGE DAM:PHASE II | - | - | - | - | - | - | - | - | - |
| 186257 | 001 | 2000 | MERRIMACK VILLAGE DAM DEOMOLIT | - | - | - | - | - | - | - | - | - |
| 186260 | 001 | 2000 | NASHUA AERIAL PHOTOGRAPHY PROJ | - | - | - | - | - | - | - | - | - |
| 186270 | 001 | 2000 | STUDY: BROOK DAMS ACTION PLAN | - | - | - | - | - | - | - | - | - |
| 186275 | 001 | 2000 | 2007 CELL TOWER LEASE SALE | - | - | - | - | - | - | - | - | - |
| 186300 | 001 | 2000 | HI-LO WELL #4 REDEVELOP 2010 | 11,672.69 | 11,586.88 | 11,501.07 | 11,415.27 | 11,329.69 | 11,243.89 | 11,158.08 | 11,072.28 | |
| 186320 | 001 | 2000 | TARIFF FILING: SYS UPGRADE FEE | - | - | - | - | - | - | - | - | - |
| 186325 | 001 | 2000 | RATE CASE EXPENSE: 2004 | - | - | - | - | - | - | - | - | - |
| 186330 | 001 | 2000 | PENNICHUCK POND AQUIFER STUDY | - | - | - | - | - | - | - | - | - |
| 186335 | 001 | 2000 | WATERSHED PROTECTION VIDEOS-PENN BROOK | 9,404.08 | 9,068.53 | 8,732.98 | 8,397.43 | 7,729.57 | 7,394.02 | 7,058.47 | 6,722.92 | |
| 186420 | 001 | 2000 | WATERSHED STUDY | (623.29) | (623.29) | (623.29) | (623.29) | - | - | - | - | - |
| 186421 | 001 | 2000 | RESERVOIIR STORAGE & SEDIMENT MONITORING | 11,597.31 | 11,269.85 | 10,942.39 | 10,614.92 | 9,844.85 | 9,517.38 | 9,189.92 | 8,862.46 | |
| 186425 | 001 | 2000 | NRPC - MUTUAL AID STUDY | (0.40) | (0.40) | (0.40) | (0.40) | - | - | - | - | - |
| 186430 | 001 | 2000 | CATCH BASIN MARKING 2004 | - | - | - | - | - | - | - | - | - |
| 186450 | 001 | 2000 | PENNICHUCK BROOK WATERSHED STY | 0.01 | 0.01 | 0.01 | 0.01 | - | - | - | - | - |
| 186451 | 001 | 2000 | WATERSHED GRDWTR MONT:PENN BRK | 9,898.62 | 9,718.74 | 9,538.85 | 9,358.96 | 9,180.03 | 9,000.13 | 8,820.25 | 8,640.38 | |
| 186452 | 001 | 2000 | WATERSHED SCHOOL EDUCATION | 12,470.19 | 12,243.41 | 12,016.63 | 11,789.85 | 11,562.67 | 11,335.90 | 11,109.12 | 10,882.35 | |
| 186453 | 001 | 2000 | PENNICHUCK BROOK SAEF YIELD EVALUATION | - | - | - | - | - | - | - | - | - |
| 186454 | 001 | 2000 | SOURCE WATER PROTECTION STUDY | - | - | - | - | - | - | - | - | - |
| 186455 | 001 | 2000 | HARRIS POND BATHYMETRIC SURVEY | 14,283.58 | 13,863.87 | 13,444.17 | 13,024.46 | 12,608.15 | 12,188.44 | 11,768.74 | 11,349.03 | |
| 186456 | 001 | 2000 | HARRIS & BOWERS POND VEGETATION ASSESSMENT | - | - | - | 5,359.96 | 5,314.92 | 5,269.88 | 9,329.15 | 9,248.42 | |
| 186457 | 001 | 2000 | INFILL & DREDGING FEAS STUDY: HARRIS/BOWERS/TINKER | - | - | - | - | 37,338.87 | 55,241.90 | 54,773.75 | 55,293.01 | |
| 186460 | 001 | 2000 | STUMP PD WATRSHD:COMM BAS EDUC | - | - | - | - | - | - | - | - | - |
| 186461 | 001 | 2000 | STUMP PD STORMWATER BMP | - | - | - | - | - | - | - | - | - |
| 186465 | 001 | 2000 | STORMWATER BMP RETROFIT EVAL | 9,082.75 | 8,889.50 | 8,696.25 | 8,503.00 | 8,309.75 | 8,116.50 | 7,923.25 | 7,730.00 | |
| 186466 | 001 | 2000 | STORMWATER BMP OUTREACH | - | - | - | 16,887.59 | 16,745.68 | 16,603.77 | 16,461.86 | 16,319.95 | |
| 186470 | 001 | 2000 | TOWN OF MILFORD-WATERSHED STDY | - | - | - | - | - | - | - | - | - |
| 186475 | 001 | 2000 | UPPER MERRIMACK WTRSHED STUDY | 5,510.82 | 4,961.28 | 4,411.77 | 3,862.23 | 3,319.14 | 2,769.60 | 2,220.09 | 1,670.55 | |
| 186480 | 001 | 2000 | FACILIT STUDY:NASHUA/MERRIMACK | 415.02 | 348.62 | 282.22 | 215.81 | 148.70 | 82.29 | 18.19 | 9.10 | |
| 186485 | 001 | 2000 | WATERSHED MONITOR-SEDIMENT DEP | 15,720.59 | 15,379.09 | 15,037.58 | 14,696.08 | 14,356.82 | 14,015.32 | 13,673.81 | 13,332.31 | |
| 186490 | 001 | 2000 | WATERSHED-ROOF LEADER EDUCAT | 7,875.12 | 7,734.53 | 7,593.90 | 7,453.29 | 7,312.68 | 7,172.05 | 7,031.46 | 6,890.87 | |
| 186500 | 001 | 2000 | WATERSHED:BMP RETROFIT EVAL | - | - | - | - | - | - | - | - | - |
| 186510 | 001 | 2000 | WATERSHED RESTORATION PLAN | 27,707.59 | 27,100.45 | 26,493.29 | 25,886.15 | 28,951.55 | 28,279.78 | 27,607.99 | 26,936.23 | |
| 186520 | 001 | 2000 | FEAS STUDY-STSWEEP/CATCH BASIN | 18,342.07 | 18,031.19 | 17,720.29 | 17,409.43 | 17,098.74 | 16,787.84 | 16,476.96 | 16,166.08 | |
| 186530 | 001 | 2000 | K-M NATURAL GAS STUDY | 11,677.81 | 11,531.84 | 11,385.87 | 11,239.90 | 11,093.95 | 10,947.98 | 10,802.01 | 10,656.04 | |
| 186550 | 001 | 2000 | OSHA COMPLIANCE | (1,643.58) | (1,643.58) | (1,643.58) | (1,643.58) | - | - | - | - | - |
| 186600 | 001 | 2000 | ASSET MANAGEMENT ASSESS STUDY | 87,338.48 | 85,858.17 | 84,377.80 | 82,897.55 | 81,417.57 | 79,937.20 | 78,456.89 | 76,976.58 | |
| 186650 | 001 | 2000 | EMINENT DOMAIN COSTS | - | - | - | - | - | - | - | - | - |

| | | | | | | | | | | | | | |
|--------|-----|------|--------------------------------|-------------------------|-------------------------|-------------------------|-------------------------|-------------------------|-------------------------|-------------------------|-------------------------|------------------|------------------|
| 186670 | 001 | 2000 | PENNICHUCK BROOK WATERSHED WEB | - | - | - | - | - | - | - | - | - | - |
| 186675 | 001 | 2000 | WEB SITE UPGRADE 2006 | - | - | - | - | - | - | - | - | - | - |
| 186680 | 001 | 2000 | WEB-SITE UPGRADE 2012 | (4,144.98) | (4,144.98) | (4,144.98) | (4,144.98) | - | - | - | - | - | - |
| 186690 | 001 | 2000 | CWS PHASE II & V WAIVER | - | - | - | - | - | - | - | - | - | - |
| 186700 | 001 | 2000 | ONGOING WATERSHED STUDY 00-04 | - | - | - | - | - | - | - | - | - | - |
| 186710 | 001 | 2000 | WATERSHED PROTECT STUDY - 2005 | - | - | - | - | - | - | - | - | - | - |
| 186720 | 001 | 2000 | COMPENSATION STUDY 2004 | - | - | - | - | - | - | - | - | - | - |
| 186730 | 001 | 2000 | COMPENSATION STUDY: 2008 | - | - | - | - | - | - | - | - | - | - |
| 186770 | 001 | 2000 | WTP SLUDGE TANK CLEANING 2015 | 51,688.10 | 51,057.95 | 50,427.80 | 49,797.65 | 49,283.19 | 48,653.04 | 48,022.89 | 47,392.74 | - | - |
| 186775 | 001 | 2000 | WTP SLUDGE TANK CLEANING 2005 | - | - | - | - | - | - | - | - | - | - |
| 186780 | 001 | 2000 | PWW BOND APPLICATION FEE | 1,000.00 | 1,000.00 | 1,000.00 | 1,000.00 | 1,000.00 | - | - | - | - | - |
| 186790 | 001 | 2000 | LINE OF CREDIT TD BANK | - | - | - | - | - | - | - | - | - | - |
| 186860 | 001 | 2000 | MSDC EXP - BEDFORD/POWDER HILL | 404,246.55 | 400,333.71 | 396,420.87 | 392,508.04 | 384,435.20 | 380,522.36 | 376,609.53 | 372,696.68 | - | - |
| 186863 | 001 | 2000 | DEPRECIATION STUDY - 2006 | - | - | - | - | - | - | - | - | - | - |
| 186865 | 001 | 2000 | DEPRECIATION STUDY 2007 | - | - | - | - | - | - | - | - | - | - |
| 186870 | 001 | 2000 | COST OF REMOVAL ANALYSIS-2007 | - | - | - | - | - | - | - | - | - | - |
| 186901 | 001 | 2000 | MILFORD: MASON DR FEASIBILITY | - | - | - | - | - | - | - | - | - | - |
| 186910 | 001 | 2000 | FILTRATION MEDIA STUDY 2001 | - | - | - | - | - | - | - | - | - | - |
| 186950 | 001 | 2000 | DEFERRED ASSET: PENSION | 7,608,624.83 | 7,584,993.66 | 7,561,362.49 | 7,537,731.32 | 7,514,100.15 | 7,490,468.98 | 7,466,837.81 | 7,443,206.64 | - | - |
| 186955 | 001 | 2000 | DEFERRED ASSET:POST 65 HEALTH | 563,403.58 | 562,219.16 | 561,034.74 | 559,850.32 | 558,665.90 | 557,481.48 | 556,297.06 | 555,112.64 | - | - |
| 186960 | 001 | 2000 | DEF ASSET:EARLY RETIRE HEALTH | - | - | - | - | - | - | - | - | - | - |
| 186998 | 001 | 2000 | EMINENT DOMAIN ALLOWANCE | - | - | - | - | - | - | - | - | - | - |
| | | | | 76,191,302.27 | 75,987,808.80 | 75,782,841.49 | 75,603,984.62 | 75,456,622.78 | 75,310,380.79 | 75,141,445.27 | 74,968,100.25 | | |
| 183000 | 001 | 2000 | DEFERRED TAX ASSET | - | - | - | - | - | - | - | - | - | - |
| 183001 | 001 | 2000 | GROSS-UP TO REG ASSET AFUDC | - | - | - | - | - | - | - | - | - | - |
| 183100 | 001 | 2000 | PRELIM SURVEY/INVESTIGATE CHR | 2,954.08 | 2,954.08 | 2,954.08 | 2,954.08 | 2,954.08 | 2,954.08 | 2,954.08 | 2,954.08 | 2,954.08 | 2,954.08 |
| 162900 | 001 | 2000 | DEFERRED ASSET - PENSION | - | - | - | - | - | - | - | - | - | - |
| 162905 | 001 | 2000 | DEFERRED ASSET-POST 65 HEALTH | - | - | - | - | - | - | - | - | - | - |
| 162915 | 001 | 2000 | DEFR ASSET:EARLY RETIRE HEALTH | - | - | - | - | - | - | - | - | - | - |
| 181000 | 001 | 2000 | UNAMORTIZED DEBT EXPENSE | 4,053,244.57 | 4,031,388.54 | 4,009,532.51 | 4,281,115.51 | 4,256,655.08 | 4,233,496.85 | 4,225,237.18 | 4,201,922.25 | - | - |
| 181100 | 001 | 2000 | UNAMORT DEBT EXPENSE: OID | - | - | - | - | - | - | - | - | - | - |
| | | | Total Other Assets | 80,247,500.92 | 80,022,151.42 | 79,795,328.08 | 79,888,054.21 | 79,716,231.94 | 79,546,831.72 | 79,369,636.53 | 79,172,976.58 | | |
| | | | Total Assets | 280,037,297.95 | 276,090,340.59 | 275,893,334.75 | 276,021,307.74 | 278,911,285.18 | 278,474,672.05 | 281,205,222.06 | 282,592,733.94 | | |
| | | | | | | | | | | | | | |
| | | | Equity and Liabilities | | | | | | | | | | |
| | | | | | | | | | | | | | |
| | | | Shareholder's Equity | | | | | | | | | | |
| 201100 | 001 | 2000 | COMMON STOCK | (30,000.00) | (30,000.00) | (30,000.00) | (30,000.00) | (30,000.00) | (30,000.00) | (30,000.00) | (30,000.00) | (30,000.00) | (30,000.00) |
| 211000 | 001 | 2000 | ADDITIONAL PAID IN CAPITAL | (111,870,969.42) | (106,951,794.71) | (106,951,794.71) | (106,951,794.71) | (106,951,794.71) | (106,951,794.71) | (106,951,794.71) | (106,951,794.71) | (106,951,794.71) | (106,951,794.71) |
| 219100 | 001 | 2000 | OTHER COMPREHENSIVE INCOME | - | - | - | - | - | - | - | - | - | - |
| 438000 | 001 | 2100 | DIVIDENDS: COMMON STOCK | - | - | - | - | - | - | - | - | - | - |
| | | | Retained Earnings | | | | | | | | | | |
| 215500 | 001 | 2000 | RETAINED EARNINGS BEG - PWW | (459,068.02) | - | - | - | - | - | - | - | - | - |
| | | | Net Profit or Loss | 54,000.87 | 457,846.95 | 461,869.67 | 518,621.11 | 768,020.47 | 802,377.17 | 270,629.35 | (472,007.25) | | |
| | | | Total Equity | (112,306,036.57) | (106,523,947.76) | (106,519,925.04) | (106,463,173.60) | (106,213,774.24) | (106,179,417.54) | (106,711,165.36) | (107,453,801.96) | | |
| | | | Total Long Term Debt | | | | | | | | | | |

| | | | | | | | | | | | | |
|--------|-----|------|---------------------------------------|------------------------|------------------------|------------------------|------------------------|------------------------|------------------------|------------------------|------------------------|---|
| 221000 | 001 | 2000 | LONG TERM DEBT: BONDS & NOTES | - | - | - | - | - | - | - | - | - |
| 221002 | 001 | 2000 | LONG TERM DEBT-SRF/HUBBARD | (48,207.62) | (46,353.45) | (44,499.28) | (42,645.11) | (40,790.94) | (38,936.77) | (37,082.60) | (35,228.43) | - |
| 221003 | 001 | 2000 | LONG TERM DEBT: TWIN RIDGE SRF | - | - | - | - | - | - | - | - | - |
| 221005 | 001 | 2000 | SRF LOAN CONTRACT #4 | (1,754,323.67) | (1,741,585.04) | (1,728,809.39) | (1,715,996.60) | (1,703,146.57) | (1,690,259.19) | (1,677,334.35) | (1,664,371.94) | - |
| 221006 | 001 | 2000 | LTD - SRF/ASHLEY COMMONS | (177,433.08) | (176,634.08) | (175,828.08) | (175,015.08) | (174,195.08) | (173,367.08) | (172,532.08) | (171,690.08) | - |
| 221007 | 001 | 2000 | LTD - SRF/FRENCH HILL | (538,580.52) | (536,526.52) | (534,453.52) | (532,361.52) | (530,250.52) | (528,120.52) | (525,971.52) | (523,802.52) | - |
| 221008 | 001 | 2000 | LTD: SRF/ARMORY-SOUTH NASHUA | (121,378.00) | (120,878.00) | (120,373.00) | (119,864.00) | (119,350.00) | (118,832.00) | (118,309.00) | (117,782.00) | - |
| 221009 | 001 | 2000 | LTD: SRF/GLEN RIDGE | (40,904.00) | (40,752.00) | (40,599.00) | (40,444.00) | (40,288.00) | (40,130.00) | (39,971.00) | (39,810.00) | - |
| 221010 | 001 | 2000 | LTD: SRF/DREW WOODS | (576,451.19) | (573,217.19) | (569,975.19) | (566,725.19) | (563,467.19) | (560,201.19) | (556,927.19) | (553,645.19) | - |
| 221011 | 001 | 2000 | LTD: AULI | (2,800,000.00) | (2,800,000.00) | (2,400,000.00) | (2,400,000.00) | (2,400,000.00) | (2,400,000.00) | (2,400,000.00) | (2,400,000.00) | - |
| 221012 | 001 | 2000 | LTD: 1997 BFANH | - | - | - | - | - | - | - | - | - |
| 221013 | 001 | 2000 | LTD: 2005A BONDS | - | - | - | - | - | - | - | - | - |
| 221014 | 001 | 2000 | LTD: 2005B BONDS | - | - | - | - | - | - | - | - | - |
| 221015 | 001 | 2000 | LTD: 2005C BONDS | - | - | - | - | - | - | - | - | - |
| 221016 | 001 | 2000 | LTD: SERIES A BONDS | - | - | - | - | - | - | - | - | - |
| 221017 | 001 | 2000 | LTD: SERIES BC-3 BONDS | - | - | - | - | - | - | - | - | - |
| 221018 | 001 | 2000 | LTD: SERIES BC-4 BONDS | - | - | - | - | - | - | - | - | - |
| 221019 | 001 | 2000 | LTD: CROSS ST-AMHERST | - | - | - | - | - | - | - | - | - |
| 221020 | 001 | 2000 | LTD: BOSTON POST RD-AMHERST | - | - | - | - | - | - | - | - | - |
| 221021 | 001 | 2000 | LTD: BURKE STREET | (1,878,719.64) | (1,870,972.48) | (1,863,209.41) | (1,855,430.40) | (1,847,635.41) | (1,839,824.42) | (1,831,997.39) | (1,824,154.29) | - |
| 221022 | 001 | 2000 | LTD: 2014A BONDS | (36,695,000.00) | (36,695,000.00) | (36,695,000.00) | (36,695,000.00) | (36,695,000.00) | (36,695,000.00) | (36,695,000.00) | (36,695,000.00) | - |
| 221023 | 001 | 2000 | LTD: 2014B BONDS | (4,830,000.00) | (4,830,000.00) | (4,830,000.00) | (4,830,000.00) | (4,830,000.00) | (4,830,000.00) | (4,830,000.00) | (4,830,000.00) | - |
| 221024 | 001 | 2000 | LTD: SRF/TIMBERLINE BOOSTER STATION | (282,810.58) | (281,659.72) | (280,506.35) | (279,350.46) | (278,192.05) | (277,031.12) | (275,867.66) | (274,701.66) | - |
| 221025 | 001 | 2000 | LTD: SRF/RAW WATER TRANSMISSION | (2,877,371.69) | (2,866,312.69) | (2,855,235.69) | (2,844,140.69) | (2,833,027.69) | (2,821,895.69) | (2,810,745.69) | (2,799,577.69) | - |
| 221026 | 001 | 2000 | LTD: SERIES 2015A BONDS | (18,330,000.00) | (18,330,000.00) | (18,330,000.00) | (18,330,000.00) | (18,330,000.00) | (18,330,000.00) | (18,330,000.00) | (18,330,000.00) | - |
| 221027 | 001 | 2000 | LTD: SERIES 2015B BONDS | (1,625,000.00) | (1,625,000.00) | (1,625,000.00) | (1,625,000.00) | (1,625,000.00) | (1,625,000.00) | (1,625,000.00) | (1,625,000.00) | - |
| 221028 | 001 | 2000 | LTD:SRF NASHUA CORE-AMHERST ST | (1,087,604.96) | (1,085,910.82) | (1,084,209.51) | (1,082,501.01) | (1,080,785.32) | (1,079,062.41) | (1,077,332.27) | (1,075,594.90) | - |
| 221029 | 001 | 2000 | LTD:SRI 2018A BONDS | (4,460,000.00) | (4,460,000.00) | (4,460,000.00) | (4,460,000.00) | (4,460,000.00) | (4,460,000.00) | (4,460,000.00) | (4,460,000.00) | - |
| 221030 | 001 | 2000 | LTD:SRI 2018B BONDS | (985,000.00) | (985,000.00) | (985,000.00) | (985,000.00) | (900,000.00) | (900,000.00) | (900,000.00) | (900,000.00) | - |
| 221031 | 001 | 2000 | LTD:SRI 2019A BONDS | - | - | - | (8,080,000.00) | (8,080,000.00) | (8,080,000.00) | (8,080,000.00) | (8,080,000.00) | - |
| 221032 | 001 | 2000 | LTD:SRI 2019B BONDS | - | - | - | (170,000.00) | - | - | - | - | - |
| 221033 | 001 | 2000 | LTD: DWGTF 3.375M LOAN | - | - | - | - | - | - | - | - | - |
| 221034 | 001 | 2000 | LTD: DWGTF/MERRIMACK INTAKE 5.5M | - | - | - | - | - | (805,884.87) | (805,884.87) | (1,580,860.46) | - |
| 221056 | 001 | 2000 | FORGIVABLE DEBT: ASHLEY COMMON | (126,150.63) | (125,209.21) | (124,267.78) | (123,326.36) | (122,384.94) | (121,443.51) | (120,502.09) | (119,560.67) | - |
| 221057 | 001 | 2000 | FORGIVABLE DEBT: FRENCH HILL | (402,510.03) | (399,790.36) | (397,070.69) | (394,351.02) | (391,631.35) | (388,911.68) | (386,192.01) | (383,472.34) | - |
| 221058 | 001 | 2000 | FORGIVABLE DEBT: ARMORY-NASHUA | (89,120.86) | (88,493.24) | (87,865.62) | (87,238.00) | (86,610.38) | (85,982.76) | (85,355.14) | (84,727.52) | - |
| 221059 | 001 | 2000 | FORGIVABLE DEBT: GLEN RIDGE | (30,753.22) | (30,548.20) | (30,343.18) | (30,138.16) | (29,933.14) | (29,728.12) | (29,523.10) | (29,318.08) | - |
| 221060 | 001 | 2000 | FORGIVABLE DEBT: AMHERST ST | (264,401.20) | (263,621.26) | (262,841.32) | (262,061.38) | (261,281.44) | (260,501.50) | (259,721.56) | (258,941.62) | - |
| 221200 | 001 | 2000 | ORIGINAL ISSUE DISCOUNT | - | - | - | - | - | - | - | - | - |
| | | | Long Term Debt | (80,021,720.89) | (79,973,464.26) | (79,525,087.01) | (87,726,588.98) | (87,422,970.02) | (88,180,112.83) | (88,131,249.52) | (88,857,239.39) | |
| | | | Current Liabilities | | | | | | | | | |
| 232100 | 001 | 2000 | FIXED ASSET LINE OF CREDIT | (8,537,110.33) | (8,850,015.35) | (8,850,015.35) | (418,641.82) | (632,944.64) | (1,144,384.28) | (2,449,184.88) | (2,573,110.97) | - |
| 221100 | 001 | 2000 | CURRENT PORTION LONG TERM DEBT | - | - | - | - | - | - | - | - | - |
| 221102 | 001 | 2000 | CURRENT PORTION LTD:HUBBARD | (22,250.04) | (22,250.04) | (22,250.04) | (22,250.04) | (22,250.04) | (22,250.04) | (22,250.04) | (22,250.04) | - |
| 221105 | 001 | 2000 | CURRENT PORTION LTD:CONT #4 | (150,014.17) | (150,450.22) | (150,887.52) | (151,326.10) | (151,765.95) | (152,207.08) | (152,649.50) | (153,093.20) | - |
| 221106 | 001 | 2000 | CURR PORTION LTD: ASHLEY COMM | (9,051.00) | (9,134.00) | (9,217.00) | (9,300.00) | (9,383.00) | (9,467.00) | (9,551.00) | (9,635.00) | - |
| 221107 | 001 | 2000 | CURR PORTION LTD:FRENCH HILL | (23,166.00) | (23,393.00) | (23,620.00) | (23,847.00) | (24,075.00) | (24,303.00) | (24,531.00) | (24,760.00) | - |
| 221108 | 001 | 2000 | CURRENT PORTION LTD: ARMORY | (5,661.00) | (5,713.00) | (5,766.00) | (5,819.00) | (5,872.00) | (5,925.00) | (5,979.00) | (6,032.00) | - |
| 221109 | 001 | 2000 | CURRENT PORTION LTD:GLEN RIDGE | (1,712.00) | (1,729.00) | (1,746.00) | (1,763.00) | (1,780.00) | (1,797.00) | (1,814.00) | (1,832.00) | - |
| 221110 | 001 | 2000 | CURRENT PORTION LTD:DREW WOODS | (38,190.00) | (38,284.00) | (38,379.00) | (38,474.00) | (38,569.00) | (38,664.00) | (38,760.00) | (38,856.00) | - |
| 221111 | 001 | 2000 | CURRENT PORTION LTD: AULI | (400,000.00) | (400,000.00) | (400,000.00) | (400,000.00) | (400,000.00) | (400,000.00) | (400,000.00) | (400,000.00) | - |
| 221112 | 001 | 2000 | CURRENT PORTION LTD:1997 BFANH | - | - | - | - | - | - | - | - | - |
| 221121 | 001 | 2000 | CURRENT PORTION LTD: NASHUA CORE-2014 | (91,736.97) | (91,925.33) | (92,114.09) | (92,303.23) | (92,492.76) | (92,682.68) | (92,873.00) | (93,063.70) | - |
| 221122 | 001 | 2000 | CURRENT PORTION LTD:2014A | (1,135,000.00) | (1,135,000.00) | (1,135,000.00) | (1,135,000.00) | (1,135,000.00) | (1,135,000.00) | (1,135,000.00) | (1,135,000.00) | - |
| 221123 | 001 | 2000 | CURRENT PORTION LTD:2014B | (100,000.00) | (100,000.00) | (100,000.00) | (100,000.00) | (100,000.00) | (100,000.00) | (100,000.00) | (100,000.00) | - |

| | | | | | | | | | | | |
|--------|-----|------|--|------------------------|------------------------|------------------------|-----------------------|-----------------------|-----------------------|-----------------------|-----------------------|
| 221124 | 001 | 2000 | CURRENT PORTION LTD:TIMBERLINE BOOSTER STATION | (13,616.63) | (13,646.32) | (13,676.07) | (13,705.88) | (13,735.77) | (13,765.72) | (13,795.73) | (13,825.80) |
| 221125 | 001 | 2000 | CURRENT PORTION LTD:SRF RAW WATER TRANSMISSION | (131,311.00) | (131,525.00) | (131,740.00) | (131,955.00) | (132,170.00) | (132,386.00) | (132,602.00) | (132,819.00) |
| 221126 | 001 | 2000 | CURRENT PORTION LTD: 2015A | (595,000.00) | (595,000.00) | (595,000.00) | (595,000.00) | (595,000.00) | (595,000.00) | (595,000.00) | (595,000.00) |
| 221127 | 001 | 2000 | CURRENT PORTION LTD: 2015B | (110,000.00) | (110,000.00) | (110,000.00) | (110,000.00) | (110,000.00) | (110,000.00) | (110,000.00) | (110,000.00) |
| 221128 | 001 | 2000 | CURRENT PORTION LTD: SRF NASHUA CORE | (19,774.50) | (19,859.64) | (19,944.92) | (20,030.36) | (20,115.93) | (20,201.65) | (20,287.53) | (20,373.55) |
| 221129 | 001 | 2000 | CURRENT PORTION LTD: SERIES 2018A | - | - | - | - | - | - | - | - |
| 221130 | 001 | 2000 | CURRENT PORTION LTD: SERIES 2018B | (90,000.00) | (90,000.00) | (90,000.00) | (5,000.00) | (90,000.00) | (90,000.00) | (90,000.00) | (90,000.00) |
| 221131 | 001 | 2000 | CURRENT PORTION LTD: SERIES 2019A | - | - | - | - | - | - | - | - |
| 221132 | 001 | 2000 | CURRENT PORTION LTD: SERIES 2019B | - | - | - | - | (170,000.00) | (170,000.00) | (170,000.00) | (170,000.00) |
| 221156 | 001 | 2000 | FORGIVABLE DEBT: STD ASHLEY CM | (11,297.07) | (11,297.07) | (11,297.07) | (11,297.07) | (11,297.07) | (11,297.07) | (11,297.07) | (11,297.07) |
| 221157 | 001 | 2000 | FORGIVABLE DEBT: STD FRENCH HL | (32,636.04) | (32,636.04) | (32,636.04) | (32,636.04) | (32,636.04) | (32,636.04) | (32,636.04) | (32,636.04) |
| 221158 | 001 | 2000 | FORGIVABLE DEBT: STD ARMORY NA | (7,531.44) | (7,531.44) | (7,531.44) | (7,531.44) | (7,531.44) | (7,531.44) | (7,531.44) | (7,531.44) |
| 221159 | 001 | 2000 | FORGIVABLE DEBT: STD GLENRIDGE | (2,460.24) | (2,460.24) | (2,460.24) | (2,460.24) | (2,460.24) | (2,460.24) | (2,460.24) | (2,460.24) |
| 221160 | 001 | 2000 | FORGIVABLE DEBT: AMHERST ST | (9,359.28) | (9,359.28) | (9,359.28) | (9,359.28) | (9,359.28) | (9,359.28) | (9,359.28) | (9,359.28) |
| | | | Current Portion of Long Term Debt | (11,536,877.71) | (11,851,208.97) | (11,852,640.06) | (3,337,699.50) | (3,808,438.16) | (4,321,317.52) | (5,627,561.75) | (5,752,935.33) |
| | | | Accounts Payable & Accr Expenses | | | | | | | | |
| 222000 | 001 | 2000 | ACCOUNTS PAYABLE | - | - | - | - | - | - | - | - |
| 231000 | 001 | 2000 | ACCOUNTS PAYABLE | (576,557.63) | (595,802.33) | (628,165.59) | (442,260.30) | (2,306,918.90) | (978,775.73) | (1,174,651.63) | (462,678.33) |
| 231111 | 001 | 2000 | ACCOUNTS PAYABLE | (2,182.91) | (20,058.95) | (39,587.43) | (18,642.09) | (5,789.27) | (5,338.14) | (3,778.56) | (846.42) |
| 231222 | 001 | 2000 | ACCOUNTS PAYABLE | (10,801.32) | (17,765.46) | (157,850.99) | (36,127.76) | (30,731.19) | (528,743.44) | (44,403.65) | (172,057.84) |
| 236110 | 001 | 2000 | MEDICARE TAXES PAYABLE | - | - | - | - | - | - | - | - |
| 236111 | 001 | 2000 | FICA TAXES PAYABLE | - | - | - | - | - | - | - | - |
| 236112 | 001 | 2000 | EMPLOYEE WITHHOLDING PAYABLE | - | - | - | - | - | - | - | - |
| 236113 | 001 | 2000 | SUTA TAX PAYABLE - NH | - | - | - | - | - | - | - | - |
| 236114 | 001 | 2000 | FED UNEMPLOYMENT TAX PAYABLE | - | - | - | - | - | - | - | - |
| 236115 | 001 | 2000 | LOCAL PROPERTY TAXES PAYABLE | (82,607.67) | (165,215.34) | - | (332,699.04) | 82,607.66 | - | (82,607.67) | (165,215.34) |
| 236117 | 001 | 2000 | SECTION 125 WITHHOLDING | (6,498.54) | (3,524.04) | (2,036.79) | (2,036.79) | (3,524.04) | (2,036.79) | (3,524.04) | (2,036.79) |
| 236118 | 001 | 2000 | MASS STATE TAX | - | - | - | - | - | - | - | - |
| 236119 | 001 | 2000 | ACCRUED TAXES | (2,817.20) | (2,817.20) | (2,817.20) | (2,817.20) | (2,817.20) | (2,817.20) | (2,817.20) | (2,817.20) |
| 237110 | 001 | 2000 | ACCRUED INTEREST LTD | (428,793.21) | (690,376.03) | (857,004.64) | (1,007,822.34) | (1,351,517.06) | (217,177.06) | (527,942.74) | (737,768.99) |
| 237115 | 001 | 2000 | ACCR INT BC1 AUCTION RATE BNDS | - | - | - | - | - | - | - | - |
| 237120 | 001 | 2000 | ACCRUED INTEREST - LOC | (30,393.82) | (29,760.30) | (33,207.27) | (6,387.78) | (5,613.81) | (8,846.63) | (7,923.26) | (12,002.72) |
| 241100 | 001 | 2000 | UNION DUES PAYABLE | (9,484.83) | (4,386.12) | (4,403.64) | (1.97) | (1.97) | (4,608.43) | (5,627.83) | (1.97) |
| 241210 | 001 | 2000 | 401K WITHHOLDING PAYABLE | (15,692.38) | (15,567.17) | (633.72) | (633.72) | (633.72) | (15,822.44) | (15,162.88) | (633.72) |
| 241215 | 001 | 2000 | 401K LOAN WITHHOLDING PAYABLE | (4,818.57) | (4,989.81) | (2,171.84) | (2,171.84) | (2,171.84) | (5,258.57) | (5,416.30) | (2,171.84) |
| 241220 | 001 | 2000 | UNITED WAY WITHHELD | (911.00) | (408.00) | (408.00) | - | - | (370.00) | (530.00) | - |
| 241223 | 001 | 2000 | DEPENDENT CARE - FSA | (211.24) | 173.38 | 365.69 | 365.69 | 173.38 | 365.69 | 173.38 | 365.69 |
| 241226 | 001 | 2000 | LTD INSURANCE | 724.36 | 932.46 | 1,150.11 | 1,319.42 | 858.04 | (1,276.70) | (1,762.83) | (1,535.06) |
| 241228 | 001 | 2000 | CAR AND/OR HOME INS WITHHELD | 16.59 | 16.59 | 16.59 | 16.59 | 16.59 | 16.59 | (128.64) | 16.59 |
| 241230 | 001 | 2000 | LIFE INSURANCE WITHHELD | (3,009.56) | (2,720.33) | (2,431.10) | (2,132.44) | (2,705.42) | 1.75 | (621.20) | (334.83) |
| 241237 | 001 | 2000 | VOLUNTARY ACCIDENT INS WITHHELD | (1,882.77) | (1,853.89) | (1,825.01) | (1,796.13) | (1,853.83) | (3.83) | (77.10) | (41.00) |
| 241238 | 001 | 2000 | VISION INSURANCE WITHHELD | (6,566.29) | (6,521.84) | (6,467.79) | (6,394.70) | (6,565.16) | (824.88) | (915.46) | (841.07) |
| 241300 | 001 | 2000 | MISC CURRENT ACCRUED LIABILITY | (817,568.10) | (1,703,569.24) | (1,612,378.42) | (1,780,553.65) | (2,688,037.65) | (2,857,743.31) | (3,456,707.65) | (3,559,689.59) |
| 241350 | 001 | 2000 | ACCRUED LIABILITY - RETAINAGE | (626,754.36) | (636,215.98) | (618,397.03) | (591,447.69) | (577,530.98) | (458,063.15) | (523,478.86) | (436,941.60) |
| 241900 | 001 | 2000 | ACCRUED PAYROLL | (141,391.81) | (139,741.65) | (180,299.18) | (267,102.94) | (190,360.82) | (202,107.45) | (109,445.20) | (178,426.46) |
| 241905 | 001 | 2000 | ACCRUED EMPLOYER PAYROLL TAXES | (11,712.26) | (10,893.20) | (13,576.12) | (20,211.60) | (14,653.81) | (14,970.07) | (8,300.97) | (12,670.16) |
| 241910 | 001 | 2000 | ACCRUED VACATION - PWW | (122,623.34) | (142,845.88) | (169,596.83) | (181,899.43) | (181,345.67) | (192,381.90) | (143,804.70) | (115,058.84) |
| | | | | (2,902,537.86) | (4,193,910.33) | (4,331,726.20) | (4,701,437.71) | (7,289,116.67) | (5,496,781.69) | (6,119,454.99) | (5,863,387.49) |
| 241236 | 001 | 2000 | ACCRUED LIAB PENSION-SHORT TRM | - | - | - | - | - | - | - | - |
| 241304 | 001 | 2000 | EARLY RETIREE LIAB-HEALTH - ST | - | - | - | - | - | - | - | - |
| 241316 | 001 | 2000 | POST-65 HEALTH LIABILITY - ST | - | - | - | - | - | - | - | - |
| 228900 | 001 | 2000 | MASS TAXES PAYABLE | - | - | - | - | - | - | - | - |

Customer Deposits

| | | | | | | | | | | | |
|--------|-----|------|--------------------------------------|---------------------|---------------------|---------------------|---------------------|---------------------|---------------------|--------------------|--------------------|
| 235100 | 001 | 2000 | SERVICE INSTALLATION DEPOSITS | (37,704.77) | (38,070.35) | (39,827.35) | (47,946.35) | (52,496.35) | (50,742.85) | (41,245.07) | (38,194.58) |
| 235150 | 001 | 2000 | CONSTRUCTION METER DEPOSITS | (1,800.00) | (1,800.00) | (1,800.00) | (1,200.00) | (2,600.00) | (2,800.00) | (3,000.00) | (3,000.00) |
| 235250 | 001 | 2000 | HARDSHIP CASE: CREDITS | (0.04) | (0.04) | (0.04) | (0.04) | (0.04) | (0.04) | (0.04) | (0.04) |
| 235350 | 001 | 2000 | DEPOSITS - MERRIMACK SOURCE DEV | (2,122.00) | (2,122.00) | (2,122.00) | (3,183.00) | (3,183.00) | (3,183.00) | (3,183.00) | (3,183.00) |
| 235550 | 001 | 2000 | SERVICE DEPOSITS: SALISBURY | (490.00) | (694.00) | (494.00) | (396.00) | (298.00) | (306.00) | (612.00) | (408.00) |
| 235551 | 001 | 2000 | SERVICE DEPOSITS: SALS SB METERS | - | - | - | - | - | - | - | - |
| 235600 | 001 | 2000 | SERVICE INSTALL DEPOSITS - PAC | (160.00) | (160.00) | (160.00) | (160.00) | (341.00) | (341.00) | (341.00) | (341.00) |
| 235700 | 001 | 2000 | SERVICE INST DEPOSITS - PEU | (33,667.00) | (34,231.00) | (31,704.00) | (32,525.00) | (32,828.00) | (30,503.00) | (7,678.00) | (7,348.00) |
| 235750 | 001 | 2000 | DEPOSIT-AMHERST (TCI) PROJECT ESCROW | (5,574.78) | (5,574.78) | (5,574.78) | (5,574.78) | (5,574.78) | (5,574.78) | (5,574.78) | (5,574.78) |
| 235800 | 001 | 2000 | DEPOSITS | (40,000.00) | (40,000.00) | (40,000.00) | (40,000.00) | (40,000.00) | (40,000.00) | - | (4,004.00) |
| 235850 | 001 | 2000 | DEPOSITS - SG BEDFORD | (21,033.55) | (21,033.55) | (21,033.55) | (21,033.55) | (21,033.55) | (21,033.55) | (21,033.55) | (21,033.55) |
| | | | | (142,552.14) | (143,685.72) | (142,715.72) | (152,018.72) | (158,354.72) | (154,484.22) | (82,667.44) | (83,086.95) |

(14,581,967.71) (16,188,805.02) (16,327,081.98) (8,191,155.93) (11,255,909.55) (9,972,583.43) (11,829,684.18) (11,699,409.77)

Total Current Liabilities

Other Deferred Credits

| | | | | | | | | | | | |
|--------|-----|------|--------------------------------|-----------------------|-----------------------|-----------------------|-----------------------|-----------------------|-----------------------|-----------------------|-----------------------|
| 241305 | 001 | 2000 | EARLY RETIREE LIABILITY-HEALTH | - | - | - | - | - | - | - | - |
| 241315 | 001 | 2000 | POST-65 HEALTH LIABILITY | (3,750,382.59) | (3,771,042.92) | (3,791,703.25) | (3,796,725.36) | (3,812,172.95) | (3,827,620.54) | (3,843,068.13) | (3,858,515.72) |
| 186440 | 001 | 2000 | VEBA TRUST - UNION | 398,373.67 | 398,373.67 | 398,373.67 | 398,373.67 | 398,373.67 | 398,373.67 | 398,373.67 | 398,373.67 |
| 186445 | 001 | 2000 | VEBA TRUST - NON-UNION | 135,938.76 | 135,938.76 | 135,938.76 | 135,938.76 | 135,938.76 | 135,938.76 | 135,938.76 | 135,938.76 |
| | | | | (3,216,070.16) | (3,236,730.49) | (3,257,390.82) | (3,262,412.93) | (3,277,860.52) | (3,293,308.11) | (3,308,755.70) | (3,324,203.29) |

| | | | | | | | | | | | |
|--------|-----|------|--------------------------------|---------------------|---------------------|---------------------|---------------------|---------------------|---------------------|---------------------|---------------------|
| 241306 | 001 | 2000 | ACC LIAB: SUP EXEC RETIRE PLAN | (416,961.83) | (410,003.91) | (411,891.99) | (404,845.36) | (395,950.88) | (417,933.68) | (410,857.48) | (403,781.28) |
| 253001 | 001 | 2000 | DEFERRED RENT LIABILITY | - | - | - | - | - | - | - | - |
| 253002 | 001 | 2000 | OTHER DEFERRED CREDITS | - | - | - | - | - | - | - | - |
| 253005 | 001 | 2000 | DEFRENT CR-HECOP III FITUP ALO | (21,172.89) | (19,211.45) | (17,250.01) | (39,473.19) | (37,452.91) | (35,432.63) | (33,412.35) | (31,392.07) |
| 253100 | 001 | 2000 | DEFERRED GAIN: ARMORY ARRA | - | - | - | - | - | - | - | - |
| 253101 | 001 | 2000 | DEFERRED GAIN:ASHLEY CMNS ARRA | - | - | - | - | - | - | - | - |
| | | | | (438,134.72) | (429,215.36) | (429,142.00) | (444,318.55) | (433,403.79) | (453,366.31) | (444,269.83) | (435,173.35) |

| | | | | | | | | | | | |
|--------|-----|------|----------------------------|----------------|----------------|-----------------|----------------|----------------|-----------------|----------------|----------------|
| 263231 | 001 | 2000 | ACCURED LIABILITY: PENSION | (9,870,942.00) | (9,957,731.00) | (10,044,520.00) | (9,852,309.00) | (9,939,098.00) | (10,025,887.00) | (9,864,076.00) | (9,950,865.00) |
|--------|-----|------|----------------------------|----------------|----------------|-----------------|----------------|----------------|-----------------|----------------|----------------|

| | | | | | | | | | | | |
|--------|-----|------|---------------------------------------|----------------|----------------|----------------|----------------|----------------|----------------|----------------|----------------|
| 241235 | 001 | 2000 | ACCRUED STOCK COMP EXPENSE | - | - | - | - | - | - | - | - |
| 251000 | 001 | 2000 | UNAMORTIZED DEBT PREMIUM | - | - | - | - | - | - | - | - |
| 251001 | 001 | 2000 | UNAMORTIZED DEBT PREMIUM-SERIES 2014A | (1,677,623.44) | (1,672,229.15) | (1,666,834.86) | (1,661,440.57) | (1,656,046.28) | (1,650,651.99) | (1,645,257.70) | (1,639,863.41) |
| 251002 | 001 | 2000 | UNAMORTIZED DEBT PREMIUM-SERIES 2015A | (941,812.74) | (938,896.91) | (935,981.08) | (933,065.25) | (930,149.42) | (927,233.59) | (924,317.76) | (921,401.93) |
| 251003 | 001 | 2000 | UNAMORTIZED DEBT PREMIUM-SERIES 2015B | (216,891.36) | (215,374.64) | (213,857.92) | (212,341.20) | (210,824.48) | (209,307.76) | (207,791.04) | (206,274.32) |
| 251004 | 001 | 2000 | UNAMORTIZED DEBT PREMIUM-SERIES 2018B | (119,477.70) | (119,136.33) | (118,794.96) | (118,453.59) | (118,112.22) | (117,770.85) | (117,429.48) | (117,088.11) |
| 251005 | 001 | 2000 | UNAMORTIZED DEBT PREMIUM-SERIES 2019B | - | - | - | (325,084.82) | (324,179.29) | (323,273.76) | (322,368.23) | (321,462.70) |
| 255100 | 001 | 2000 | UNAMORTIZED INVESTMENT CREDIT | (467,845.00) | (465,092.00) | (462,339.00) | (459,586.00) | (456,833.00) | (454,080.00) | (451,327.00) | (448,574.00) |
| 283105 | 001 | 2000 | REG LIABILITY-EXCESS DEF TAX | (246,109.06) | (246,109.06) | (246,109.06) | (246,109.06) | (246,109.06) | (246,109.06) | (246,109.06) | (246,109.06) |
| 283106 | 001 | 2000 | DEF TAX LIAB-UNAMORTIZED ITC | (316,936.32) | (315,905.32) | (314,874.32) | (313,843.32) | (312,812.32) | (311,781.32) | (310,750.32) | (309,719.32) |
| 283107 | 001 | 2000 | GROSSUP TO REG LIAB EXCESS DEF | (161,423.59) | (161,423.59) | (161,423.59) | (161,423.59) | (161,423.59) | (161,423.59) | (161,423.59) | (161,423.59) |

| | | | | | | | | | | | |
|--------|-----|------|--------------------------------------|-----------------|-----------------|-----------------|-----------------|-----------------|-----------------|-----------------|-----------------|
| 282100 | 001 | 2000 | DEFERRED TAX ASSET | - | - | - | - | - | - | - | - |
| 282200 | 001 | 2000 | DEFERRED INCOME TAXES | (16,676,187.95) | (16,676,187.95) | (16,676,187.95) | (16,676,187.95) | (16,676,187.95) | (16,676,187.95) | (16,676,187.95) | (16,676,187.95) |
| 283100 | 001 | 2000 | ACCUM DEFERRED INC TAX-REG LIABILITY | (7,395,319.00) | (7,395,319.00) | (7,395,319.00) | (7,395,319.00) | (7,395,319.00) | (7,395,319.00) | (7,395,319.00) | (7,395,319.00) |
| 282201 | 001 | 2000 | DEF TAX OFFSET TO REG LIAB ITC | 316,936.32 | 315,905.32 | 314,874.32 | 313,843.32 | 312,812.32 | 311,781.32 | 310,750.32 | 309,719.32 |
| 282202 | 001 | 2000 | DEF TAX OFFSET TO GU REG ASSET | - | - | - | - | - | - | - | - |
| 282203 | 001 | 2000 | DEF TAX OFFSET TO GU REG LIAB | 161,423.59 | 161,423.59 | 161,423.59 | 161,423.59 | 161,423.59 | 161,423.59 | 161,423.59 | 161,423.59 |

Contributions in Aid of Construction - All Divisions

| | | | | | | | | | | | |
|--------|-----|------|-------------------------------|-----------------|-----------------|-----------------|-----------------|-----------------|-----------------|-----------------|-----------------|
| 271200 | 001 | 2000 | CONTRIBUTIONS IN AID OF CONST | (36,441,149.07) | (36,695,194.62) | (36,781,809.20) | (36,823,642.15) | (37,189,716.85) | (37,270,735.86) | (37,896,600.43) | (37,972,308.51) |
|--------|-----|------|-------------------------------|-----------------|-----------------|-----------------|-----------------|-----------------|-----------------|-----------------|-----------------|

| | | | | | | | | | | | | |
|--------|-----|------|---------------------------------------|-------------------------|-------------------------|-------------------------|-------------------------|-------------------------|-------------------------|-------------------------|-------------------------|----------------|
| 271201 | 001 | 2000 | CIAC: BON TERRAIN | (959,060.87) | (959,060.87) | (959,060.87) | (959,060.87) | (959,060.87) | (959,060.87) | (959,060.87) | (959,060.87) | (959,060.87) |
| 271202 | 001 | 2000 | CIAC: TAYLOR FALLS BOOSTER STA | (150,000.00) | (150,000.00) | (150,000.00) | (150,000.00) | (150,000.00) | (150,000.00) | (150,000.00) | (150,000.00) | (150,000.00) |
| 271205 | 001 | 2000 | CIAC: TOWN OF AMHERST | (43,000.00) | (43,000.00) | (43,000.00) | (43,000.00) | (43,000.00) | (43,000.00) | (43,000.00) | (43,000.00) | (43,000.00) |
| 271210 | 001 | 2000 | CIAC: MAST ROAD | (8,500.00) | (8,500.00) | (8,500.00) | (8,500.00) | (8,500.00) | (8,500.00) | (8,500.00) | (8,500.00) | (8,500.00) |
| 271220 | 001 | 2000 | CIAC: LITTLE POND MAINS | (148,434.95) | (148,434.95) | (148,434.95) | (148,434.95) | (148,434.95) | (148,434.95) | (148,434.95) | (148,434.95) | (148,434.95) |
| 271225 | 001 | 2000 | CIAC: PWDRHILL/DUNLAP WDS TANK | (55,080.00) | (55,080.00) | (55,080.00) | (55,080.00) | (55,080.00) | (55,080.00) | (55,080.00) | (55,080.00) | (55,080.00) |
| 271230 | 001 | 2000 | CIAC: URBAN RUNOFF | (62,600.00) | (62,600.00) | (62,600.00) | (62,600.00) | (62,600.00) | (62,600.00) | (62,600.00) | (62,600.00) | (62,600.00) |
| 271240 | 001 | 2000 | CIAC-NEW SERVICES:ENGLISH WOOD | (7,610.69) | (7,610.69) | (7,610.69) | (7,610.69) | (7,610.69) | (7,610.69) | (7,610.69) | (7,610.69) | (7,610.69) |
| 271250 | 001 | 2000 | CIAC: SAFE WATER DRINKING ACT | (55,365.80) | (55,365.80) | (55,365.80) | (55,365.80) | (55,365.80) | (55,365.80) | (55,365.80) | (55,365.80) | (55,365.80) |
| 271260 | 001 | 2000 | CIAC: AUTUMN WOODS BOOSTER STA | (82,592.00) | (82,592.00) | (82,592.00) | (82,592.00) | (82,592.00) | (82,592.00) | (82,592.00) | (82,592.00) | (82,592.00) |
| 271270 | 001 | 2000 | CIAC: CHERRY LANE WELL | (35,000.00) | (35,000.00) | (35,000.00) | (35,000.00) | (35,000.00) | (35,000.00) | (35,000.00) | (35,000.00) | (35,000.00) |
| 271275 | 001 | 2000 | CIAC: MANCHESTER INTERCONNECT | (422,611.50) | (422,611.50) | (422,611.50) | (422,611.50) | (422,611.50) | (422,611.50) | (422,611.50) | (422,611.50) | (422,611.50) |
| 271310 | 001 | 2000 | CIAC - MAPLEWOOD | (252,351.00) | (254,035.00) | (254,456.00) | (256,561.00) | (256,561.00) | (256,561.00) | (257,824.00) | (262,034.00) | (262,034.00) |
| 271320 | 001 | 2000 | CIAC - LAUREL WOODS | (242,348.60) | (242,348.60) | (242,348.60) | (242,348.60) | (242,348.60) | (242,348.60) | (242,348.60) | (242,348.60) | (242,348.60) |
| 271400 | 001 | 2000 | CONTR IN AID OF CONST-DEV INST | (2,348,455.85) | (2,348,455.85) | (2,348,455.85) | (2,348,455.85) | (2,348,455.85) | (2,348,455.85) | (2,348,455.85) | (2,348,455.85) | (2,348,455.85) |
| 271550 | 001 | 2000 | CIAC: AUTUMN WOODS | (189,754.78) | (189,754.78) | (189,754.78) | (189,754.78) | (189,754.78) | (189,754.78) | (189,754.78) | (189,754.78) | (189,754.78) |
| 252001 | 001 | 2000 | CUST ADV FOR CONST: MVD INTER | (84,000.00) | (84,000.00) | (84,000.00) | (84,000.00) | (84,000.00) | (84,000.00) | (84,000.00) | (84,000.00) | (84,000.00) |
| | | | (41,587,915.11) | (41,843,644.66) | (41,930,680.24) | (41,974,618.19) | (42,340,692.89) | (42,421,711.90) | (43,048,839.47) | (43,128,757.55) | | |
| | | | Reserve for Amort of CIAC: All | | | | | | | | | |
| 272101 | 001 | 2000 | RESERVE FOR AMORT OF CIAC:PWW | 9,726,755.46 | 9,791,543.00 | 9,855,916.17 | 9,920,856.88 | 9,986,184.53 | 10,051,649.03 | 10,118,925.22 | 10,228,996.85 | |
| | | | Total Deferred Credits | (73,127,572.78) | (73,404,123.55) | (73,521,240.72) | (73,640,389.23) | (74,018,631.37) | (74,142,558.25) | (74,533,123.00) | (74,582,282.82) | |
| | | | Total Equity & Liabilities | (280,037,297.95) | (276,090,340.59) | (275,893,334.75) | (276,021,307.74) | (278,911,285.18) | (278,474,672.05) | (281,205,222.06) | (282,592,733.94) | |
| | | | | - | - | - | - | - | - | - | - | - |

| | 9 | 10 | 11 | 12 | | | | |
|--|---------------------|---------------------|---------------------|---------------------|-------------|--------------|------------|-------|
| | Sep-19 | Oct-19 | Nov-19 | Dec-19 | | | | |
| | 678,906.40 | 678,906.40 | 678,906.40 | 678,906.40 | | | | |
| | - | - | - | - | | | | |
| | - | - | - | - | | | | |
| | - | - | - | - | | | | |
| | - | - | - | - | | | | |
| | 200,261.63 | 200,261.63 | 200,261.63 | 228,178.93 | | | | |
| | - | - | - | - | | | | |
| | - | - | - | - | | | | |
| | 552,513.16 | 552,513.16 | 552,513.16 | 552,513.16 | | | | |
| | 688,358.24 | 688,358.24 | 688,358.24 | 688,358.24 | | | | |
| | - | - | - | - | | | | |
| | - | - | - | - | | | | |
| | - | - | - | - | | | | |
| | 2,120,039.43 | 2,120,039.43 | 2,120,039.43 | 2,147,956.73 | | | | |
| | 4,862,274.05 | 4,862,274.05 | 4,862,274.05 | 4,857,474.74 | | | | |
| | - | - | - | - | | | | |
| | 404,000.00 | 404,000.00 | 404,000.00 | 404,000.00 | | | | |
| | - | - | - | - | | | | |
| | - | - | - | - | | | | |
| | - | - | - | - | | | | |
| | 3,226,810.01 | 3,226,810.01 | 3,226,810.01 | 3,215,625.89 | 14245113.53 | -14245113.53 | 2671556.09 | ##### |
| | - | - | - | - | | | | |
| | - | - | - | - | | | | |
| | 25,289.68 | 25,289.68 | 25,289.68 | 25,289.68 | | | | |
| | - | - | - | - | | | | |
| | - | - | - | - | | | | |
| | - | - | - | - | | | | |
| | 3,772.19 | 3,772.19 | 3,772.19 | 3,772.19 | | | | |
| | 2,895,601.58 | 2,895,601.58 | 2,895,601.58 | 2,899,651.58 | | | | |
| | 65,787.00 | 65,787.00 | 65,787.00 | 65,787.00 | | | | |
| | - | - | - | - | | | | |
| | - | - | - | - | | | | |
| | - | - | - | - | | | | |
| | 117,536.96 | 117,536.96 | 117,536.96 | 175,108.00 | | | | |
| | 7,449,164.44 | 7,449,164.44 | 7,449,164.44 | 7,449,164.44 | | | | |
| | 20,460.19 | 20,460.19 | 20,460.19 | 20,460.19 | | | | |
| | - | - | - | - | | | | |
| | 24,198,033.49 | 24,198,033.49 | 24,198,033.49 | 24,199,617.50 | | | | |
| | 515,588.07 | 515,588.07 | 515,588.07 | 515,588.07 | | | | |
| | 292,020.00 | 292,020.00 | 292,020.00 | 292,020.00 | | | | |
| | 4,991,892.31 | 4,991,892.31 | 4,992,727.87 | 4,992,727.87 | | | | |
| | - | - | - | - | | | | |
| | - | - | - | - | | | | |
| | - | - | - | - | | | | |
| | - | - | - | - | | | | |
| | - | - | - | - | | | | |
| | 22,242.78 | 22,242.78 | 22,242.78 | 6,373,052.93 | | | | |

| | | | |
|----------------------|----------------------|----------------------|----------------------|
| 1,182,574.55 | 1,182,574.55 | 1,182,574.55 | 1,182,109.55 |
| 225,896.63 | 230,965.83 | 230,965.83 | 223,816.39 |
| - | - | - | - |
| - | - | - | - |
| 1,543.33 | 1,543.33 | 1,543.33 | 1,543.33 |
| 3,759,467.57 | 3,759,467.57 | 3,759,467.57 | 3,759,467.57 |
| 54,259,954.83 | 54,265,024.03 | 54,265,859.59 | 60,656,276.92 |
| 1,275,581.70 | 1,275,581.70 | 1,275,581.70 | 1,272,373.64 |
| 5,534,295.85 | 5,534,241.85 | 5,534,241.85 | 5,519,176.35 |
| - | - | - | - |
| - | - | - | - |
| - | - | - | - |
| - | - | - | - |
| 595,862.13 | 595,862.13 | 595,862.13 | 598,370.31 |
| 6,047.12 | 6,047.12 | 6,047.12 | 6,047.12 |
| 5,717.54 | 5,717.54 | 7,430.54 | 7,430.54 |
| - | - | - | - |
| - | - | - | - |
| 22,585.66 | 22,585.66 | 22,585.66 | - |
| 39,023.59 | 39,023.59 | 39,023.59 | 15,857.20 |
| 248,484.33 | 248,484.33 | 248,484.33 | 248,484.33 |
| 55,714.45 | 55,714.45 | 55,714.45 | 54,759.15 |
| - | - | - | - |
| - | - | - | - |
| - | - | - | - |
| 746,174.21 | 746,174.21 | 746,174.21 | 746,174.21 |
| - | - | - | - |
| - | - | - | - |
| - | - | - | - |
| - | - | - | - |
| 78,163.51 | 78,163.51 | 78,163.51 | 78,163.51 |
| 13,500.00 | 13,500.00 | 13,500.00 | 13,500.00 |
| - | - | - | - |
| 15,938,909.89 | 15,938,909.89 | 15,938,909.89 | 15,938,909.89 |
| - | - | - | - |
| 1,323,698.00 | 1,571,363.60 | 1,819,029.20 | 1,193,862.40 |
| - | - | - | - |
| 25,883,757.98 | 26,131,369.58 | 26,380,748.18 | 25,693,108.65 |
| (384,880.18) | (384,880.18) | (384,880.18) | (384,880.18) |
| (460,025.00) | (460,025.00) | (460,025.00) | (460,025.00) |
| 353,986.40 | 355,388.92 | 356,791.43 | 358,193.95 |
| 219,549.05 | 220,398.67 | 221,248.29 | 222,097.91 |
| - | - | - | - |
| - | - | - | - |
| - | - | - | - |
| - | - | - | - |
| 8,459,084.08 | 8,459,084.08 | 8,459,084.08 | 8,459,084.08 |
| 322,272.32 | 322,272.32 | 322,272.32 | 322,272.32 |
| 360,604.84 | 360,604.84 | 360,604.84 | 360,604.84 |
| 5,346,258.52 | 5,430,239.32 | 5,477,146.23 | 5,826,150.83 |
| 239,018.36 | 239,018.36 | 239,018.36 | 239,018.36 |

| | | | |
|---------------|---------------|---------------|---------------|
| 13,079,919.08 | 13,079,919.08 | 13,079,919.08 | 13,079,919.08 |
| 1,440,589.96 | 1,440,589.96 | 1,440,589.96 | 1,440,589.96 |
| 531,932.04 | 531,932.04 | 531,932.04 | 531,932.04 |
| 235,507.36 | 235,507.36 | 235,507.36 | 235,507.36 |
| - | - | - | - |
| 40,261,921.53 | 41,204,040.66 | 41,373,258.87 | 43,128,341.71 |
| 122,253.28 | 122,253.28 | 122,253.28 | 122,253.28 |
| - | - | - | - |
| - | - | - | - |
| - | - | - | - |
| - | - | - | - |
| 2,376,375.14 | 2,465,790.14 | 2,483,340.14 | 2,585,953.74 |
| 41,124.32 | 41,124.32 | 41,124.32 | 41,124.32 |
| 15,744.18 | 15,744.18 | 15,744.18 | 15,744.18 |
| 64,058.55 | 64,058.55 | 64,058.55 | 64,058.55 |
| 42,477.91 | 42,477.91 | 42,477.91 | 44,077.77 |
| - | - | - | - |
| - | - | - | - |
| 24,897,072.32 | 24,947,776.95 | 24,977,970.23 | 25,126,379.28 |
| - | - | - | - |
| - | - | - | - |
| - | - | - | - |
| - | - | - | - |
| 1,482,092.25 | 1,482,092.25 | 1,482,092.25 | 1,482,092.25 |
| 4,662,085.82 | 4,677,985.82 | 4,685,215.00 | 4,699,703.86 |
| - | - | - | - |
| - | - | - | - |
| - | - | - | - |
| - | - | - | - |
| - | - | - | - |
| - | - | - | - |
| 3,430,307.07 | 3,498,435.38 | 3,507,004.45 | 3,545,141.70 |
| 6,940,211.61 | 6,972,165.57 | 6,975,071.61 | 7,042,956.02 |
| 1,800,495.43 | 1,805,328.79 | 1,807,141.30 | 1,816,450.37 |
| 4,426,349.64 | 4,428,946.64 | 4,436,361.01 | 4,444,298.67 |
| - | - | - | - |
| 2,421,741.42 | 2,423,684.37 | 2,426,407.53 | 2,425,578.54 |
| - | - | - | - |
| - | - | - | - |
| - | - | - | - |
| - | - | - | - |
| - | - | - | - |
| - | - | - | - |
| - | - | - | - |
| - | - | - | - |
| - | - | - | - |
| - | - | - | - |
| - | - | - | - |
| - | - | - | - |
| - | - | - | - |
| - | - | - | - |
| - | - | - | - |
| - | - | - | - |
| - | - | - | - |
| - | - | - | - |
| - | - | - | - |
| - | - | - | - |
| - | - | - | - |
| 2,565.20 | 2,565.20 | 2,565.20 | 2,565.20 |
| 2,980,444.01 | 3,008,867.10 | 3,018,767.10 | 3,063,139.33 |
| - | - | - | - |
| - | - | - | - |

| | | | |
|------------------------|------------------------|------------------------|------------------------|
| 100,205.95 | 100,205.95 | 100,205.95 | 100,205.95 |
| 1,727,697.71 | 1,727,697.71 | 1,727,697.71 | 1,752,992.15 |
| 900.00 | 900.00 | 900.00 | 900.00 |
| - | - | - | - |
| - | - | - | - |
| - | - | - | - |
| 30,352.30 | 30,352.30 | 30,352.30 | 30,352.30 |
| 565.00 | 565.00 | 565.00 | 565.00 |
| 97,067.72 | 97,067.72 | 97,067.72 | 97,067.72 |
| 291,816.23 | 291,816.23 | 291,816.23 | 295,946.98 |
| - | - | - | - |
| - | - | - | - |
| - | - | - | - |
| - | - | - | - |
| 127,959,741.42 | 129,281,991.79 | 129,588,666.65 | 132,158,354.42 |
| 529,506.83 | 529,506.83 | 529,506.83 | 532,103.41 |
| 3,765,031.92 | 3,612,363.02 | 3,483,473.12 | 3,512,370.12 |
| 735,994.82 | 735,994.82 | 735,994.82 | 751,628.57 |
| - | - | - | - |
| 182,670.47 | 182,670.47 | 182,670.47 | 182,670.47 |
| 465,933.08 | 376,133.08 | 376,133.08 | 376,133.08 |
| 1,050,076.14 | 1,050,076.14 | 1,050,076.14 | 1,072,971.78 |
| - | - | - | - |
| - | - | - | - |
| - | - | - | - |
| - | - | - | - |
| 8,366,051.04 | 8,366,051.04 | 8,379,855.47 | 8,319,461.20 |
| 728,115.44 | 728,115.44 | 767,581.74 | 775,041.74 |
| - | - | - | - |
| 15,823,379.74 | 15,580,910.84 | 15,505,291.67 | 15,522,380.37 |
| 28,856.17 | 28,856.17 | 28,856.17 | 28,856.17 |
| 229,132.31 | 229,132.31 | 229,132.31 | 229,132.31 |
| 257,988.48 | 257,988.48 | 257,988.48 | 257,988.48 |
| 226,304,861.88 | 227,637,324.15 | 228,118,594.00 | 236,436,065.57 |
| (76,879,824.59) | (77,139,500.80) | (77,533,691.31) | (77,589,539.93) |
| 5,789,493.75 | 5,928,990.15 | 5,975,151.30 | 6,247,954.76 |
| 6,288,331.24 | 6,262,048.80 | 6,255,400.05 | 6,600,073.40 |
| 3,531,600.00 | 3,531,600.00 | 3,531,600.00 | 3,531,600.00 |
| (61,270,399.60) | (61,416,861.85) | (61,771,539.96) | (61,209,911.77) |
| 165,034,462.28 | 166,220,462.30 | 166,347,054.04 | 175,226,153.80 |
| (113,411.11) | (12,892.62) | (18,747.74) | (19,298.37) |
| 1,698,474.63 | 1,344,834.72 | 1,139,276.94 | 181,642.15 |
| - | - | - | 31,957.88 |
| 4,268,591.64 | 5,786,681.21 | 7,099,227.06 | 295,727.63 |
| 5,853,655.16 | 7,118,623.31 | 8,219,756.26 | 490,029.29 |
| 170,888,117.44 | 173,339,085.61 | 174,566,810.30 | 175,716,183.09 |

| | | | |
|---------------------|---------------------|---------------------|---------------------|
| 2,000.00 | 2,000.00 | 2,000.00 | 2,000.00 |
| 2,000.00 | 2,000.00 | 2,000.00 | 2,000.00 |
| 2,000.00 | 2,000.00 | 2,000.00 | 2,000.00 |
| - | - | - | - |
| - | - | - | - |
| - | - | - | - |
| - | - | - | - |
| - | - | - | - |
| 816,885.02 | 891,163.58 | 669,078.20 | 587,009.55 |
| - | - | - | 2,188,909.38 |
| - | - | - | - |
| - | - | - | 1,190,618.75 |
| - | - | - | - |
| 576,904.87 | 669,941.97 | 799,751.71 | 487,667.09 |
| - | - | - | (3,560,658.56) |
| 608,164.76 | 1,947,184.79 | 3,799,122.34 | 1,984,475.48 |
| 2,660,083.38 | 3,015,996.64 | 3,496,449.83 | 814,544.29 |
| - | - | - | - |
| 46,174.32 | 46,174.32 | 46,174.32 | 46,174.32 |
| - | - | - | - |
| 624,970.25 | 686,110.35 | 751,046.17 | 808,252.95 |
| - | - | - | - |
| - | - | - | - |
| - | - | - | - |
| - | - | - | - |
| - | - | - | - |
| 5,339,182.60 | 7,262,571.65 | 9,567,622.57 | 4,552,993.25 |
| - | - | - | - |
| 2,331,020.34 | 1,898,449.52 | 2,609,641.30 | 1,814,793.63 |
| - | - | - | - |
| 10,840.10 | 10,659.82 | 10,489.90 | 10,432.82 |
| 199,280.15 | 344,929.06 | 253,171.87 | 320,988.32 |
| - | - | - | - |
| 15,636.96 | 13,185.04 | 12,437.65 | 11,522.54 |
| (25,000.00) | (25,000.00) | (25,000.00) | (25,000.00) |
| (7,703.12) | (7,703.12) | (7,703.12) | (13,409.42) |
| 2,524,074.43 | 2,234,520.32 | 2,853,037.60 | 2,119,327.89 |
| - | - | - | - |
| 2,476,474.00 | 2,516,949.00 | 1,674,107.00 | 1,806,018.00 |
| 20,758.59 | 20,758.59 | 20,758.59 | 20,758.59 |
| - | - | - | - |
| 2,497,232.59 | 2,537,707.59 | 1,694,865.59 | 1,826,776.59 |
| 352,835.79 | 354,992.37 | 358,648.85 | 364,536.21 |
| 97,334.37 | 89,930.03 | 91,410.81 | 98,472.90 |
| 1,360.38 | 1,360.38 | 1,345.77 | 1,288.99 |
| - | - | - | - |
| 102,799.42 | 96,600.32 | 104,202.54 | 151,220.49 |
| 3,187.40 | 3,028.37 | 3,069.59 | - |
| 20,553.11 | 20,553.11 | 20,553.11 | 20,553.11 |
| - | - | - | - |

| | | | |
|----------------------|----------------------|----------------------|----------------------|
| - | - | - | - |
| - | - | - | - |
| 4,976.07 | 2,500.58 | 8,152.02 | 4,421.65 |
| - | - | - | - |
| - | - | - | - |
| - | - | - | - |
| 583,046.54 | 568,965.16 | 587,382.69 | 640,493.35 |
| 141,757.05 | 96,645.12 | 49,658.18 | 3,416.87 |
| - | - | - | - |
| 322,461.35 | 345,990.08 | 324,505.99 | 285,930.56 |
| - | - | - | - |
| - | - | 897,299.60 | 672,768.26 |
| - | - | - | - |
| - | - | - | - |
| 27,790.31 | 27,790.31 | (0.44) | 27,790.31 |
| 38,288.83 | 40,522.46 | 42,401.03 | 26,417.89 |
| 248,554.71 | 271,423.61 | 253,409.24 | 39,825.59 |
| - | - | - | - |
| - | - | - | - |
| (20,532.34) | (24,446.81) | (28,891.50) | (28,891.75) |
| 758,319.91 | 757,924.77 | 1,538,382.10 | 1,027,257.73 |
| 22,284,718.58 | 23,668,404.54 | 22,906,196.38 | 28,701,768.06 |
| 1,586.05 | 1,468.59 | 1,360.80 | - |
| 1,992,155.92 | 2,183,595.30 | 2,395,515.20 | - |
| 249,157.47 | 275,415.72 | 311,403.84 | - |
| 12,954.74 | 12,954.74 | 12,954.74 | 12,954.74 |
| 969,289.97 | 1,111,053.26 | 1,507,077.75 | - |
| 25,509,862.73 | 27,252,892.15 | 27,134,508.71 | 28,714,722.80 |
| 37,211,718.80 | 40,614,581.64 | 43,375,799.26 | 38,881,571.61 |
| - | - | - | - |
| - | - | - | - |
| - | - | - | - |
| - | - | - | - |
| 65,211,558.72 | 65,055,024.80 | 64,898,490.88 | 64,741,956.18 |
| - | - | - | - |
| - | - | - | - |
| - | - | - | - |
| - | - | - | - |
| - | - | - | - |
| - | - | - | - |
| - | - | - | - |
| - | - | - | - |
| 23,935.42 | 23,549.61 | 23,163.80 | 22,777.99 |
| - | - | - | - |
| - | - | - | - |
| - | - | - | - |
| - | - | - | - |

| | | | |
|------------|------------|------------|------------|
| - | - | - | - |
| - | - | - | - |
| 1,648.43 | 1,525.41 | 1,402.38 | 1,279.37 |
| 10,205.44 | 10,067.60 | 9,929.76 | 9,791.92 |
| 5,595.62 | 5,518.93 | 5,442.24 | 5,365.55 |
| - | - | - | - |
| - | - | - | - |
| - | - | - | - |
| - | - | - | - |
| - | - | - | - |
| - | - | - | - |
| 0.32 | 0.32 | 0.32 | - |
| 10,533.23 | 10,533.23 | 10,533.23 | 10,533.23 |
| 84,635.59 | 88,290.91 | 94,472.91 | 107,320.32 |
| 757,502.98 | 757,502.98 | 767,953.50 | 789,009.50 |
| - | - | - | - |
| - | - | - | - |
| - | - | - | - |
| - | - | - | - |
| - | - | - | - |
| - | - | - | - |
| 10,986.47 | 10,900.67 | 10,814.86 | 10,729.06 |
| - | - | - | - |
| - | - | - | - |
| - | - | - | - |
| 6,387.37 | 6,051.81 | 5,716.25 | (9,548.20) |
| - | - | - | - |
| 8,534.99 | 8,207.52 | 7,880.06 | 7,552.59 |
| - | - | - | - |
| - | - | - | - |
| - | - | - | - |
| 8,460.48 | 8,280.60 | 8,100.71 | 7,920.82 |
| 10,655.57 | 10,428.80 | 10,202.02 | 9,975.24 |
| - | - | - | 18,470.80 |
| - | - | - | 10,816.67 |
| 10,929.33 | 10,509.62 | 10,089.92 | 9,670.21 |
| 9,167.69 | 9,086.96 | 9,006.23 | 8,925.50 |
| 54,816.27 | 36,993.04 | 36,669.81 | 36,346.58 |
| - | - | - | - |
| - | - | 1,299.08 | 1,288.16 |
| 7,536.75 | 7,343.50 | 7,150.25 | 6,957.00 |
| 16,178.04 | 16,036.13 | 15,894.22 | 15,752.31 |
| - | - | - | - |
| - | - | - | - |
| 1,121.04 | 571.50 | 21.99 | - |
| - | - | - | - |
| 12,990.80 | 12,649.30 | 12,307.79 | 11,966.29 |
| 6,750.24 | 6,609.63 | 6,469.02 | 6,328.38 |
| - | - | - | - |
| 26,264.44 | 25,592.68 | 24,920.89 | 24,249.13 |
| 15,855.18 | 15,544.32 | 15,233.46 | 14,922.56 |
| 10,510.07 | 10,364.10 | 10,218.13 | 10,072.16 |
| - | - | - | - |
| 75,496.21 | 74,015.96 | 72,535.71 | 71,055.34 |
| - | - | - | - |

| | | | |
|-------------------------|-------------------------|-------------------------|-------------------------|
| - | - | - | - |
| - | - | - | - |
| - | - | - | - |
| - | - | - | - |
| - | - | - | - |
| - | - | - | - |
| - | - | - | - |
| 46,762.59 | 46,132.44 | 45,502.29 | 44,872.14 |
| - | - | - | - |
| - | - | - | - |
| - | - | - | - |
| 368,783.83 | 364,870.99 | 360,958.16 | 357,045.31 |
| - | - | - | - |
| - | - | - | - |
| - | - | - | - |
| - | - | - | - |
| 7,419,575.47 | 7,395,944.30 | 7,372,313.13 | 10,268,820.00 |
| 553,928.22 | 552,743.80 | 551,559.38 | 1,077,660.00 |
| - | - | - | - |
| - | - | - | - |
| 74,787,306.80 | 74,580,891.46 | 74,406,252.38 | 77,709,882.11 |
| - | - | - | - |
| - | - | - | - |
| 2,954.08 | 2,954.08 | 2,954.08 | 2,954.08 |
| - | - | - | - |
| - | - | - | - |
| - | - | - | - |
| 4,178,732.68 | 4,155,543.11 | 4,132,353.54 | 4,109,163.97 |
| - | - | - | - |
| 78,968,993.56 | 78,739,388.65 | 78,541,560.00 | 81,822,000.16 |
| 287,068,829.80 | 292,693,055.90 | 296,484,169.56 | 296,419,754.86 |
| (30,000.00) | (30,000.00) | (30,000.00) | (30,000.00) |
| (106,951,794.71) | (106,951,794.71) | (106,951,794.71) | (106,951,794.71) |
| - | - | - | - |
| - | - | - | - |
| - | - | - | - |
| (823,773.88) | (987,052.66) | (757,198.24) | (386,828.76) |
| (107,805,568.59) | (107,968,847.37) | (107,738,992.95) | (107,368,623.47) |

| | | | |
|------------------------|------------------------|------------------------|------------------------|
| - | - | - | - |
| (33,374.26) | (31,520.09) | (29,665.92) | (27,811.75) |
| - | - | - | - |
| (1,651,371.85) | (1,638,333.98) | (1,625,258.21) | (1,612,144.43) |
| (170,841.08) | (169,985.08) | (169,122.08) | (168,252.08) |
| (521,614.52) | (519,407.52) | (517,180.52) | (514,934.52) |
| (117,250.00) | (116,714.00) | (116,173.00) | (115,628.00) |
| (39,648.00) | (39,485.00) | (39,320.00) | (39,154.00) |
| (550,355.19) | (547,057.19) | (543,751.19) | (540,437.19) |
| (2,400,000.00) | (2,400,000.00) | (2,400,000.00) | (2,400,000.00) |
| - | - | - | - |
| - | - | - | - |
| - | - | - | - |
| - | - | - | - |
| - | - | - | - |
| - | - | - | - |
| - | - | - | - |
| (1,816,295.09) | (1,808,419.75) | (1,800,528.24) | (1,792,620.52) |
| (36,695,000.00) | (36,695,000.00) | (36,695,000.00) | (36,695,000.00) |
| (4,830,000.00) | (4,830,000.00) | (4,830,000.00) | (4,830,000.00) |
| (273,533.12) | (272,362.03) | (271,188.39) | (270,012.19) |
| (2,788,391.69) | (2,777,187.69) | (2,765,964.69) | (2,754,723.69) |
| (18,330,000.00) | (18,330,000.00) | (18,330,000.00) | (18,330,000.00) |
| (1,625,000.00) | (1,625,000.00) | (1,625,000.00) | (1,625,000.00) |
| (1,073,850.28) | (1,072,098.39) | (1,070,339.23) | (1,068,572.78) |
| (4,460,000.00) | (4,460,000.00) | (4,460,000.00) | (4,460,000.00) |
| (900,000.00) | (900,000.00) | (900,000.00) | (900,000.00) |
| (8,080,000.00) | (8,080,000.00) | (8,080,000.00) | (8,080,000.00) |
| - | - | - | - |
| (274,680.91) | (1,198,479.52) | (2,859,754.35) | (2,859,754.35) |
| (2,257,653.95) | (3,233,659.27) | (4,129,688.93) | (5,307,890.54) |
| (118,619.25) | (117,677.82) | (116,736.40) | (115,794.98) |
| (380,752.67) | (378,033.00) | (375,313.33) | (372,593.66) |
| (84,099.90) | (83,472.28) | (82,844.66) | (82,217.04) |
| (29,113.06) | (28,908.04) | (28,703.02) | (28,498.00) |
| (258,161.68) | (257,381.74) | (256,601.80) | (255,821.86) |
| - | - | - | - |
| (89,759,606.50) | (91,610,182.39) | (94,118,133.96) | (95,246,861.58) |
| - | - | - | - |
| (3,309,142.19) | (4,804,200.35) | (5,134,149.31) | (5,847,975.43) |
| - | - | - | - |
| (22,250.04) | (22,250.04) | (22,250.04) | (22,250.04) |
| (153,538.20) | (153,984.48) | (154,432.06) | (154,880.95) |
| (9,719.00) | (9,803.00) | (9,888.00) | (9,973.00) |
| (24,989.00) | (25,218.00) | (25,449.00) | (25,680.00) |
| (6,086.00) | (6,139.00) | (6,193.00) | (6,246.00) |
| (1,849.00) | (1,866.00) | (1,883.00) | (1,900.00) |
| (38,952.00) | (39,048.00) | (39,144.00) | (39,240.00) |
| (400,000.00) | (400,000.00) | (400,000.00) | (400,000.00) |
| - | - | - | - |
| (93,254.78) | (93,446.26) | (93,638.14) | (93,830.41) |
| (1,135,000.00) | (1,135,000.00) | (1,135,000.00) | (1,135,000.00) |
| (100,000.00) | (100,000.00) | (100,000.00) | (100,000.00) |

| | | | |
|-----------------------|-----------------------|-----------------------|-----------------------|
| (13,855.94) | (13,886.15) | (13,916.42) | (13,946.75) |
| (133,036.00) | (133,253.00) | (133,471.00) | (133,689.00) |
| (595,000.00) | (595,000.00) | (595,000.00) | (595,000.00) |
| (110,000.00) | (110,000.00) | (110,000.00) | (110,000.00) |
| (20,459.72) | (20,546.05) | (20,632.53) | (20,719.15) |
| - | - | - | - |
| (90,000.00) | (90,000.00) | (90,000.00) | (90,000.00) |
| - | - | - | - |
| (170,000.00) | (170,000.00) | (170,000.00) | (170,000.00) |
| (11,297.07) | (11,297.07) | (11,297.07) | (11,297.07) |
| (32,636.04) | (32,636.04) | (32,636.04) | (32,636.04) |
| (7,531.44) | (7,531.44) | (7,531.44) | (7,531.44) |
| (2,460.24) | (2,460.24) | (2,460.24) | (2,460.24) |
| (9,359.28) | (9,359.28) | (9,359.28) | (9,359.28) |
| (6,490,415.94) | (7,986,924.40) | (8,318,330.57) | (9,033,614.80) |

| | | | |
|-----------------------|------------------------|------------------------|-----------------------|
| - | - | - | - |
| (556,041.04) | (2,554,564.88) | (4,198,587.31) | (1,911,473.64) |
| (10,660.53) | (5,357.01) | (9,345.22) | (22,111.59) |
| (12,555.48) | (265,449.68) | (386,760.70) | (969,875.41) |
| - | - | - | - |
| - | - | - | - |
| - | - | - | - |
| - | - | - | - |
| - | (352,425.44) | 82,607.66 | - |
| (2,036.79) | (2,036.79) | (3,568.14) | (6,760.74) |
| - | - | - | - |
| (2,817.20) | (2,817.20) | (2,817.20) | - |
| (744,627.69) | (1,059,959.76) | (1,367,946.15) | (1,686,391.15) |
| - | - | - | - |
| (13,680.63) | (14,231.23) | (16,942.34) | (19,922.41) |
| (1.97) | (1.97) | (1.97) | - |
| (633.72) | (14,586.43) | (633.72) | (13,366.50) |
| (2,171.84) | (5,641.90) | (2,171.84) | (3,623.18) |
| - | - | - | - |
| 365.69 | 365.69 | 173.38 | (186.88) |
| (1,306.41) | (1,752.70) | (1,530.18) | (1,930.81) |
| 16.59 | 16.59 | 16.59 | (105.24) |
| (48.12) | (599.20) | (309.20) | (677.88) |
| (9.34) | (72.61) | (40.95) | (112.24) |
| (785.76) | (943.10) | (882.19) | (1,031.55) |
| (5,963,634.01) | (5,203,853.30) | (4,629,395.60) | (199,421.07) |
| (757,762.55) | (922,925.52) | (944,209.58) | (892,062.71) |
| (214,678.01) | (144,551.11) | (183,903.06) | (71,349.75) |
| (15,663.21) | (10,950.16) | (12,758.53) | (6,144.55) |
| (126,280.76) | (137,253.48) | (149,906.51) | (86,339.28) |
| (8,425,012.78) | (10,699,591.19) | (11,828,912.76) | (5,892,886.58) |

| | | | |
|---|---|---|---|
| - | - | - | - |
| - | - | - | - |
| - | - | - | - |
| - | - | - | - |
| - | - | - | - |

| | | | |
|------------------------|------------------------|------------------------|------------------------|
| (37,827.90) | (34,604.70) | (26,080.77) | (25,073.95) |
| (2,200.00) | (2,200.00) | (2,400.00) | (2,600.00) |
| (0.04) | (0.04) | - | - |
| (4,244.00) | (6,430.00) | (6,430.00) | (6,430.00) |
| (1,020.00) | (1,224.00) | (1,224.00) | (1,836.00) |
| - | - | - | - |
| (501.00) | (501.00) | (661.00) | (661.00) |
| (8,810.00) | (19,656.00) | (29,579.00) | (18,471.00) |
| - | - | - | - |
| (2,002.00) | - | - | - |
| (21,033.55) | (21,033.55) | (21,033.55) | (21,033.55) |
| (77,638.49) | (85,649.29) | (87,408.32) | (76,105.50) |
| (14,993,067.21) | (18,772,164.88) | (20,234,651.65) | (15,002,606.88) |
| - | - | - | - |
| (3,873,963.31) | (3,889,410.90) | (3,904,356.49) | (4,585,921.00) |
| 398,373.67 | 398,373.67 | 398,373.67 | 460,664.95 |
| 135,938.76 | 135,938.76 | 135,938.76 | 143,374.51 |
| (3,339,650.88) | (3,355,098.47) | (3,370,044.06) | (3,981,881.54) |
| (401,337.08) | (394,260.88) | (387,184.68) | (380,788.48) |
| - | - | - | - |
| (29,371.79) | (27,351.51) | (25,331.23) | (23,310.95) |
| - | - | - | - |
| (430,708.87) | (421,612.39) | (412,515.91) | (404,099.43) |
| (9,885,154.00) | (9,707,943.00) | (9,794,732.00) | (12,970,815.00) |
| - | - | - | - |
| (1,634,469.12) | (1,629,074.83) | (1,623,680.54) | (1,618,286.25) |
| (918,486.10) | (915,570.27) | (912,654.44) | (909,738.61) |
| (204,757.60) | (203,240.88) | (201,724.16) | (200,207.44) |
| (116,746.74) | (116,405.37) | (116,064.00) | (115,722.63) |
| (320,557.17) | (319,651.64) | (318,746.11) | (317,840.58) |
| (445,821.00) | (443,068.00) | (440,315.00) | (437,562.00) |
| (246,109.06) | (246,109.06) | (246,109.06) | (246,109.06) |
| (308,688.32) | (307,657.32) | (306,626.32) | (305,595.32) |
| (161,423.59) | (161,423.59) | (161,423.59) | (161,423.59) |
| - | - | - | - |
| (16,676,187.95) | (16,676,187.95) | (16,676,187.95) | (17,144,332.26) |
| (7,395,319.00) | (7,395,319.00) | (7,395,319.00) | (7,395,319.00) |
| 308,688.32 | 307,657.32 | 306,626.32 | 305,595.32 |
| - | - | - | - |
| 161,423.59 | 161,423.59 | 161,423.59 | 161,423.59 |
| (38,038,091.26) | (38,120,749.85) | (38,159,729.17) | (38,401,772.45) |

| | | | |
|-------------------------|-------------------------|-------------------------|-------------------------|
| (959,060.87) | (959,060.87) | (959,060.87) | (959,060.87) |
| (150,000.00) | (150,000.00) | (150,000.00) | (150,000.00) |
| (43,000.00) | (43,000.00) | (43,000.00) | (43,000.00) |
| (8,500.00) | (8,500.00) | (8,500.00) | (8,500.00) |
| (148,434.95) | (148,434.95) | (148,434.95) | (148,434.95) |
| (55,080.00) | (55,080.00) | (55,080.00) | (55,080.00) |
| (62,600.00) | (62,600.00) | (62,600.00) | (62,600.00) |
| (7,610.69) | (7,610.69) | (7,610.69) | (7,610.69) |
| (55,365.80) | (55,365.80) | (55,365.80) | (55,365.80) |
| (82,592.00) | (82,592.00) | (82,592.00) | (82,592.00) |
| (35,000.00) | (35,000.00) | (35,000.00) | (35,000.00) |
| (422,611.50) | (422,611.50) | (422,611.50) | (422,611.50) |
| (262,034.00) | (262,455.00) | (262,455.00) | (264,139.00) |
| (242,348.60) | (242,348.60) | (242,348.60) | (242,348.60) |
| (2,348,455.85) | (2,348,455.85) | (2,348,455.85) | (2,348,455.85) |
| (189,754.78) | (189,754.78) | (189,754.78) | (189,754.78) |
| (84,000.00) | (84,000.00) | (84,000.00) | (84,000.00) |
| (43,194,540.30) | (43,277,619.89) | (43,316,599.21) | (43,560,326.49) |
| 10,297,920.29 | 10,365,039.49 | 10,432,300.44 | 10,500,577.36 |
| (74,510,587.50) | (74,341,861.26) | (74,392,391.00) | (78,801,662.93) |
| (287,068,829.80) | (292,693,055.90) | (296,484,169.56) | (296,419,754.86) |

- - - -

Pennichuck Water Works, Inc.
Accounts Excluded From MOERR
DW 22-032
Twelve Months 12/31/2019

| | | | | | | | | | | | | | | Test Year | |
|--|-----------------------------------|-----------|------------|-----------|------------|-----------|-----------|----------|-----------|-----------|-----------|-----------|-----------|--------------------|------------|
| | | | | | | | | | | | | | | <u>2018 Totals</u> | |
| 921002 | SENIOR MANAGEMENT VEHICLES | 1,298.64 | 263.78 | 24.99 | 868.25 | 302.86 | 24.99 | 665.69 | 132.03 | 24.99 | 166.23 | 24.99 | 24.99 | 3,822.43 | 3,822.43 |
| 921003 | SENIOR MGMT - FUEL PURCHASED | 318.23 | 380.95 | 315.11 | 303.74 | 406.11 | 442.53 | 415.45 | 461.09 | 349.67 | 362.04 | 422.97 | 326.25 | 4,504.14 | 4,504.14 |
| 921004 | SENIOR MGMT-VEH REGISTRATION | - | - | - | - | - | - | - | - | 476.40 | - | - | - | 476.40 | 476.40 |
| 923000 | OUTSIDE SERVICES | 18,590.54 | 21,702.56 | 34,256.98 | 29,088.19 | 21,844.80 | 22,354.29 | 2,924.42 | 36,589.62 | 13,865.81 | 11,933.54 | 38,839.04 | 17,948.67 | 269,938.46 | 269,938.46 |
| 926001 | OFFICER'S LIFE INSURANCE | 386.13 | 386.19 | 386.19 | 386.19 | 386.19 | 386.19 | 386.19 | 386.19 | 2,055.19 | 386.19 | 386.19 | 386.19 | 6,303.22 | 6,303.22 |
| 926500 | MISC EMPLOYEE BENEFITS | 270.16 | - | 1,526.28 | (548.14) | 629.20 | 292.83 | 224.25 | 526.21 | 323.25 | 745.67 | 489.79 | 417.83 | 4,897.33 | 4,897.33 |
| 926501 | MISC EMPLOYEE BENEFITS-WELLNESS | - | 98.68 | - | 8.44 | 2,730.47 | (26.17) | (275.12) | 520.00 | 150.00 | (35.00) | 100.89 | 540.00 | 3,812.19 | 3,812.19 |
| 926502 | MISC EMPLOYEE BENEFITS-ACTIVITIES | - | - | 1,619.00 | (1,183.50) | (95.00) | 788.96 | 135.00 | 918.29 | - | - | 900.00 | 2,225.46 | 5,308.21 | 5,308.21 |
| 926505 | EMPLOYEE RELATIONS | - | - | - | - | - | - | - | - | - | - | - | - | - | - |
| 926600 | TUITION REIMBURSEMENTS | - | 4,181.00 | 2,860.99 | 2,994.70 | 1,091.25 | 1,144.48 | 3,010.25 | 5,761.78 | - | 1,965.38 | - | - | 23,009.83 | 23,009.83 |
| 926610 | TRAINING EDUCATIONAL SEMINARS | 3,081.33 | (1,525.00) | 3,173.90 | 3,271.41 | 11,257.48 | 3,100.06 | 3,751.42 | 2,163.86 | 2,788.73 | 15,361.55 | 11,956.18 | 2,283.08 | 60,664.00 | 60,664.00 |
| 930100 | MEETINGS & CONVENTIONS | 1,340.71 | 1,251.52 | 14,391.08 | 3,780.44 | 2,581.99 | 2,966.18 | 5,220.93 | 75.00 | 7,108.08 | 3,939.38 | 1,050.40 | 2,384.94 | 46,090.65 | 46,090.65 |
| 930101 | MEMBERSHIPS | 2,477.79 | 2,542.80 | 2,532.84 | 3,277.59 | 2,662.05 | 2,488.05 | 2,646.80 | 3,082.30 | 2,462.55 | 2,606.84 | 2,153.20 | 2,838.87 | 31,771.68 | 31,771.68 |
| 930200 | PUBLIC RELATIONS | 4,706.13 | 5,407.34 | 11,664.05 | 1,066.12 | 2,104.14 | 241.00 | - | - | - | 2,030.00 | 492.06 | 1,170.00 | 28,880.84 | 28,880.84 |
| 930300 | MEALS | 502.56 | 488.44 | 18.98 | 79.25 | 169.90 | 154.00 | 326.56 | 19.52 | 9.46 | 112.68 | 194.12 | 114.11 | 2,189.58 | 2,189.58 |
| 930410 | CHARITABLE CONTRIBUTIONS | - | - | - | - | - | - | - | - | - | - | - | - | - | - |
| Total of Non RSF backed O&M Expenses - | | | | | | | | | | | | | | 491,668.96 | |

| | | | | | | | | | | | | | |
|--------|-----|------|--------------------------------|-----------|-----------|-----------|-----------|-----------|-----------|-----------|-----------|-----------|-----------|
| 623321 | 001 | 7105 | SHAKER HGHTS PUMP STAT: POWER | 342.00 | 315.34 | 287.34 | 265.49 | 230.58 | 112.76 | 116.00 | 132.23 | 139.10 | 111.08 |
| 623351 | 001 | 7105 | BEAVER HOLLOW PUMP ST: SN-PWR | 587.44 | 313.69 | 409.07 | 326.26 | 102.74 | 114.16 | 139.62 | 111.12 | 101.69 | 135.72 |
| 623376 | 001 | 7105 | CLEARWATER EST: RAYMOND: POWER | 999.32 | 861.75 | 830.76 | 874.84 | 495.97 | 400.58 | 387.15 | 380.71 | 408.85 | 450.76 |
| 623401 | 001 | 7105 | HARDWOOD PUMP ST: WM - POWER | 1,382.66 | 1,178.08 | 1,143.19 | 1,161.70 | 497.79 | 468.22 | 481.62 | 653.19 | 515.18 | 301.34 |
| 623421 | 001 | 7105 | WHITE ROCK PUMP ST:BOW - POWER | 1,352.71 | 1,186.03 | 512.17 | 1,744.94 | 1,032.42 | 892.15 | 1,092.69 | 978.88 | 920.77 | 939.76 |
| 623441 | 001 | 7105 | ROLLING HILLS PUMP ST:PW -PWR | 41.41 | 65.38 | 48.58 | 53.83 | 44.45 | 54.48 | 39.49 | 58.28 | 39.68 | 48.18 |
| 623471 | 001 | 7105 | GILCREAST BOOSTER STAT:LY-PWR | 48.22 | 48.91 | 48.59 | 48.18 | 8.44 | 40.52 | 46.77 | 56.82 | 43.68 | 100.75 |
| 623501 | 001 | 7105 | SPRINGWOOD HLS PUMP ST:WM -PWR | 581.27 | 531.92 | 432.74 | 863.04 | 415.89 | 168.99 | 231.24 | 691.09 | 211.72 | 842.60 |
| 623551 | 001 | 7105 | DARRAH BOOSTER STAT: LY- POWER | 576.84 | 1,544.07 | 978.26 | 1,115.01 | 1,425.94 | 1,626.18 | 1,776.77 | 1,855.93 | 1,650.56 | 1,471.00 |
| 623621 | 001 | 7105 | COLONIAL DR BOOSTER ST:LF-PWR | 293.40 | 346.36 | 300.34 | 273.96 | 250.37 | 117.62 | 124.72 | 176.47 | 85.68 | 121.56 |
| 623651 | 001 | 7105 | SOUTH RD BOOSTER STAT: LY -PWR | 338.40 | 361.83 | 338.39 | 249.29 | 218.17 | 138.02 | 38.46 | 194.52 | 143.11 | 391.38 |
| 623671 | 001 | 7105 | MEADOWVIEW PUMP STAT: PM - PWR | 1,032.88 | 1,045.45 | 1,138.65 | 761.88 | 330.11 | 465.17 | 506.61 | 807.78 | 480.58 | 395.75 |
| 623701 | 001 | 7105 | NESENKEAG PUMP STAT: LY -POWER | - | - | - | - | - | - | - | - | - | - |
| 623731 | 001 | 7105 | WESCO BOOSTER STAT: HT - POWER | 714.49 | 811.06 | 704.41 | 606.49 | 457.72 | 421.43 | 417.30 | 438.61 | 412.96 | 521.32 |
| 623751 | 001 | 7105 | ATKINSON PUMP STAT: AN - POWER | 180.13 | 182.32 | 167.10 | 175.68 | 277.51 | 68.72 | 68.16 | 85.62 | 74.35 | 80.24 |
| 623801 | 001 | 7105 | W&E BOOSTER STATION: WM -POWER | 508.61 | 1,131.47 | 776.89 | 731.42 | 494.01 | 276.56 | 292.66 | (940.35) | 339.24 | 158.85 |
| 623805 | 001 | 7105 | SPRUCE POND PUMP STA: WM - PWR | 1,353.94 | 1,236.98 | 738.27 | 513.54 | 1,249.05 | 1,289.36 | 778.51 | 885.06 | 872.20 | 1,469.50 |
| 623811 | 001 | 7105 | LIBERTY TREE PUMP ST: RD-POWER | 1,022.20 | 971.80 | 1,030.83 | 1,053.33 | 611.40 | 595.32 | 568.06 | 630.41 | 603.29 | 543.08 |
| 623816 | 001 | 7105 | GREEN HILLS PUMP ST: RD -POWER | - | - | - | - | - | - | - | - | - | - |
| 623841 | 001 | 7105 | MINISTERIAL HEIGHTS PS:LY -PWR | 652.38 | 607.92 | 528.42 | 348.39 | 322.88 | 238.74 | 168.29 | 666.34 | 286.28 | 774.15 |
| 623851 | 001 | 7105 | PINE HAVEN PUMP ST: LY - POWER | 170.71 | 157.38 | 153.73 | 170.29 | 335.50 | 16.91 | 96.64 | 339.21 | 342.54 | 697.64 |
| 623882 | 001 | 7105 | HARVEST VIL PUMP ST: LY -POWER | 405.83 | 515.59 | 408.52 | 407.50 | 333.10 | 222.40 | 198.85 | 201.62 | 220.45 | 204.89 |
| 623961 | 001 | 7105 | WILLIAMSBURG PUMP ST: PM-POWER | 1,586.03 | 2,208.68 | 2,141.01 | 2,716.76 | 1,542.29 | 2,213.00 | 1,716.03 | 2,146.36 | 1,535.10 | 1,485.03 |
| 623971 | 001 | 7105 | AVERY PUMP ST: LY - POWER | - | - | - | - | - | - | - | - | - | - |
| 623981 | 001 | 7105 | MAPLE HILLS PUMP ST: DY -POWER | 527.67 | 470.95 | 285.66 | 467.53 | 369.78 | 527.31 | 276.95 | 439.66 | 175.44 | 440.31 |
| 623991 | 001 | 7105 | WINNISQUAM VILLAGE: POWER | 435.00 | 304.75 | 325.52 | 311.62 | 159.78 | 298.47 | 298.47 | 480.10 | 349.12 | 363.35 |
| 623993 | 001 | 7105 | GAGE HILL PUMP ST: PM - POWER | 448.45 | 566.55 | 413.08 | 276.54 | 246.16 | 207.53 | 188.85 | 101.76 | 65.64 | 325.24 |
| 623994 | 001 | 7105 | NORTHERN SHORES-TILTON: POWER | 431.25 | 429.99 | 411.54 | 360.74 | 372.27 | 319.15 | 252.26 | 172.18 | 245.19 | 250.21 |
| 623996 | 001 | 7105 | EAST DERRY PUMP ST: DY - POWER | 400.06 | 368.04 | 401.48 | 321.63 | 98.24 | 118.22 | 75.75 | 72.73 | 75.40 | 67.83 |
| 623997 | 001 | 7105 | SKYVIEW ESTATES-PELHAM POWER | 1,000.41 | 851.92 | 907.49 | 697.80 | 122.40 | 261.28 | 302.52 | 473.73 | 286.97 | 299.44 |
| 623998 | 001 | 7105 | MACGREGOR CUT - POWER | - | - | - | - | 2,765.36 | - | 301.98 | 291.92 | 263.98 | 495.89 |
| 623999 | 001 | 7105 | OPER LABOR: TREATMENT PLANT | - | - | - | - | - | - | - | - | - | - |
| 624100 | 001 | 7105 | OPER EXP T PLANT: MAT & EXP | - | - | - | - | - | - | - | - | - | - |
| 626100 | 001 | 7105 | OP EXP-SCADA&ALARM MSTR DIALER | 297.02 | 319.35 | 333.03 | 2,756.47 | 302.39 | 126.12 | - | - | 199.20 | - |
| 626120 | 001 | 7105 | MAINT OF STRUCT:BOOSTER STAT | 1,091.44 | 1,161.44 | 1,216.01 | 1,216.01 | 1,216.01 | 1,290.41 | 1,216.01 | 70.00 | 70.00 | 70.00 |
| 631100 | 001 | 7105 | MAINT STRUCT: SOURCE/SUPPLY | 239.14 | 366.68 | 1,249.14 | 95.96 | 69.41 | 165.61 | 2,978.20 | 1,401.75 | 296.00 | 2,352.00 |
| 631500 | 001 | 7105 | MAINT PUMP EQUIP: LABOR | - | - | - | - | - | - | - | - | - | - |
| 633100 | 001 | 7105 | MAINT PUMP EQUIP: MAT & EXP | - | - | - | - | - | - | - | - | - | - |
| 633105 | 001 | 7105 | MAIN OF STRUCT:BOOSTER STATION | - | 690.65 | 7,025.00 | 4,360.30 | 1,641.66 | 100.00 | 795.00 | 2,744.61 | 1,248.30 | 440.10 |
| 633140 | 001 | 7105 | MAINT BOOST ST: PHONE | - | - | - | - | - | - | - | - | - | - |
| 633150 | 001 | 7105 | MAINT BOOST ST:GAS/OIL/PROPANE | 71.83 | 71.83 | 71.83 | 71.66 | 71.66 | 71.66 | 73.50 | 73.79 | 141.91 | 5.38 |
| 633155 | 001 | 7105 | BOOSTER STATION GENERAL MAINT | 1,008.65 | 3,283.18 | 6,517.78 | 911.45 | 1,057.66 | 140.98 | 684.29 | 339.03 | 968.14 | 273.50 |
| 633199 | 001 | 7105 | W&E PUMP STA: WM | 63,513.82 | 48,037.03 | 47,482.67 | 48,407.66 | 44,720.00 | 43,475.22 | 65,312.11 | 56,311.50 | 52,258.41 | 51,532.95 |
| 633210 | 001 | 7105 | W&E PUMP STA: WM - CHEMICALS | 3,183.84 | 1,796.32 | 2,281.05 | 2,345.96 | 1,417.20 | 2,209.35 | 2,529.85 | 2,599.81 | 1,851.22 | 1,225.44 |
| 633212 | 001 | 7105 | W&E PUMP STA: WM - PROPANE | - | - | - | - | - | - | - | - | - | - |
| 633214 | 001 | 7105 | HARDWOOD PUMP STA: WM | - | - | - | - | - | - | - | - | - | - |
| 633400 | 001 | 7105 | HARVEST VLGE PUMP STA: LY | - | - | 450.00 | 475.44 | 1,330.00 | 826.50 | 400.00 | 800.00 | 800.00 | - |
| 633881 | 001 | 7105 | AVERY PUMP STA: LY - TELEPHONE | - | - | - | - | - | - | - | - | - | - |
| 633973 | 001 | 7105 | CHLORINE: | - | - | - | - | - | - | - | - | - | - |
| 641110 | 001 | 7105 | FERRIC CHLORIDE | 540.96 | 66.13 | 48.96 | 74.52 | 116.48 | 447.37 | 881.46 | 117.04 | 351.81 | 318.45 |
| 641120 | 001 | 7105 | CORROSION INHIBITOR | - | - | - | - | - | - | - | - | - | - |
| 641160 | 001 | 7105 | MISC TREATMENT CHEMICALS | 34.88 | - | 34.88 | 34.88 | - | 34.88 | 34.88 | 108.06 | 36.02 | 36.02 |
| 641170 | 001 | 7105 | CARBON DIOXIDE | - | - | - | - | - | - | - | - | - | - |
| 641180 | 001 | 7105 | ARSENIC MEDIA REPLACEMENT | - | - | - | - | - | - | - | - | - | - |
| 641190 | 001 | 7105 | LABORATORY EXPENSE | - | - | 8,100.00 | - | 8,601.50 | 4,341.05 | - | - | 18,120.68 | 9,100.38 |
| 641201 | 001 | 7105 | POLYPHOSPHATE | 37.26 | 37.26 | 18.63 | 55.89 | - | 74.52 | 55.89 | 93.17 | 37.26 | 37.26 |

| | | | | | | | | | | | | | |
|---|-----|------|---------------------------------------|-------------------|-------------------|-------------------|-------------------|-------------------|-------------------|-------------------|-------------------|-------------------|-------------------|
| 641203 | 001 | 7105 | POT PERM | - | 137.17 | - | - | - | 137.17 | - | - | 274.34 | - |
| 641205 | 001 | 7105 | SODIUM HYDROXIDE | 1,694.95 | 47.32 | 49.12 | 1,549.99 | 124.54 | 1,484.50 | 68.97 | 107.15 | 1,612.38 | 83.05 |
| 641206 | 001 | 7105 | SALT | 1,668.30 | 3,574.00 | 1,483.80 | 1,117.18 | 4,490.07 | 925.31 | 1,680.15 | 4,808.93 | 628.90 | 1,197.28 |
| 641210 | 001 | 7105 | SODIUM HEXAMETAPHOSPHATE | - | - | - | - | - | - | - | - | - | - |
| 641212 | 001 | 7105 | POT ASH | - | - | - | - | - | - | - | - | - | - |
| 641213 | 001 | 7105 | SODA ASH | - | - | - | - | - | - | - | - | - | - |
| 641214 | 001 | 7105 | W&E CHEMICALS | - | - | - | - | - | - | - | - | - | - |
| 642200 | 001 | 7105 | LABORATORY EXPENSE | 2,252.91 | 2,240.81 | 1,026.73 | 1,330.99 | 1,714.54 | 525.00 | 1,073.91 | 1,729.14 | 1,402.33 | 656.00 |
| 642205 | 001 | 7105 | LAB EXPENSE: OUTSIDE TESTING | 1,205.80 | 2,365.80 | 3,284.40 | 3,560.80 | 1,835.40 | 473.60 | 3,705.20 | 3,961.80 | 1,394.20 | 2,074.00 |
| 652220 | 001 | 7105 | MAINT PROC EQUIP:SCADA & OTHER | 860.60 | 760.84 | 843.64 | 1,035.50 | 897.45 | 1,433.19 | 3,581.32 | 4,818.01 | 1,794.76 | 2,072.83 |
| 652201 | 001 | 7105 | MAINT PROC EQ:TP SLUDGE REMOVE | - | - | - | - | - | - | - | - | - | - |
| | | | | 190,295.71 | 177,945.39 | 201,356.57 | 182,745.80 | 181,421.49 | 179,728.04 | 226,855.95 | 145,289.80 | 228,631.16 | 193,476.22 |
| <u>Transmission & Distribution Expenses</u> | | | | | | | | | | | | | |
| 660000 | 001 | 7106 | SUPERINTENDENCE: OPERATIONS | - | - | - | - | - | - | - | - | - | - |
| 660001 | 001 | 7106 | BENEFITS: OPERATIONS MANAGER | - | - | - | - | - | - | - | - | - | - |
| 662003 | 001 | 7106 | MISC GENERAL EXP: OPERATIONS | - | - | - | - | - | - | - | - | - | - |
| 662004 | 001 | 7106 | MISC: T&D MATERIAL & SUPPLY | - | - | - | - | - | - | - | - | - | - |
| 663100 | 001 | 7106 | METER OPERATING LABOR & EXP | 9,960.25 | 9,124.36 | 6,985.19 | 9,671.89 | 10,674.99 | 11,369.10 | 14,475.50 | 17,360.26 | 18,611.22 | 24,815.58 |
| 663101 | 001 | 7106 | MOLE: METER REMOVAL | 94.53 | 207.19 | 189.07 | 1,596.47 | 1,690.44 | 493.96 | 330.93 | 228.81 | 535.25 | 1,489.04 |
| 664200 | 001 | 7106 | OTHER EXPENSE ON CUST PREMISIS | 30.04 | 155.82 | 2,032.81 | 97.63 | - | 97.63 | 67.59 | 3,484.56 | 658.79 | 668.39 |
| 665100 | 001 | 7106 | SMALL TOOL EXPENSE: NC | - | - | - | - | - | - | - | - | - | - |
| 665250 | 001 | 7106 | TRANS/EXP: MISCELLANEOUS | - | - | - | - | - | - | - | - | - | - |
| 665400 | 001 | 7106 | GASOLINE | - | - | - | - | - | - | - | - | - | - |
| 673001 | 001 | 7106 | MAINT MAINS: REPAIRS | 30,333.38 | 13,706.31 | 5,243.04 | 60,371.26 | 6,901.91 | 20,265.44 | 6,631.01 | 7,910.47 | 18,747.44 | 15,229.22 |
| 673002 | 001 | 7106 | MAINT MAINS: GATE PROGRAM | 1,019.65 | 5,531.06 | 5,832.47 | 9,709.10 | 2,090.58 | 4,398.96 | 4,363.85 | 3,730.90 | 826.59 | 5,759.70 |
| 673003 | 001 | 7106 | MAINT MAINS: FLUSHING | 1,069.43 | 856.17 | 1,004.70 | 34,564.68 | 21,457.40 | 1,649.66 | 715.31 | 31,324.43 | 287.94 | 18,725.48 |
| 673004 | 001 | 7106 | MAINT GATES: INSPECTION | 5,261.22 | 2,832.69 | 253.48 | 717.60 | 952.68 | 1,891.71 | 1,500.01 | 916.30 | - | 904.07 |
| 673005 | 001 | 7106 | MAINT MAINS: WESCO MASTER METER VAULT | 14.89 | 14.89 | 14.89 | 14.89 | 14.89 | 14.89 | 14.89 | 15.71 | 16.21 | 16.21 |
| 675000 | 001 | 7106 | MAINTENANCE: SERVICES | 31,521.02 | 10,652.51 | 10,121.82 | 6,040.18 | 16,504.72 | 35,770.61 | 16,073.89 | 29,404.04 | 41,692.00 | 19,955.35 |
| 676000 | 001 | 7106 | MAINTENANCE: METERS | 1,486.17 | 900.08 | 1,208.48 | 778.11 | 1,115.17 | 1,116.92 | 509.36 | 804.80 | 268.31 | 1,563.47 |
| 677000 | 001 | 7106 | MAINTENANCE: HYDRANTS | 10,394.57 | 9,280.42 | 12,144.88 | 5,061.69 | 1,913.59 | 1,616.60 | 1,165.74 | 1,569.62 | 2,703.64 | 1,808.39 |
| 677001 | 001 | 7106 | MAINTENANCE: HYDRANTS-REPAIRS | - | - | 37.50 | 63.68 | - | - | - | 120.00 | - | - |
| 677002 | 001 | 7106 | MAINTENANCE: HYDRANTS-PAINTING | - | - | - | - | - | 3,648.59 | 2,987.63 | 939.66 | - | - |
| 677003 | 001 | 7106 | MAINTENANCE: HYDRANTS-INSPECTN | 172.64 | - | 4,519.79 | 4,294.79 | 123.50 | 2,806.44 | 1,770.55 | 1,448.05 | 2,941.71 | 1,119.62 |
| 678000 | 001 | 7106 | MONITOR CONTRACTORS MARKING | 4,264.28 | 3,510.20 | 3,642.53 | 6,310.02 | 6,118.53 | 6,467.51 | 5,441.94 | 5,821.87 | 5,175.67 | 4,262.07 |
| | | | | 95,622.07 | 56,771.70 | 53,230.65 | 139,291.99 | 69,558.40 | 91,608.02 | 56,048.20 | 105,079.48 | 92,464.77 | 96,316.59 |
| <u>Customer Accounts & Collection Expenses</u> | | | | | | | | | | | | | |
| 902000 | 001 | 7108 | CUSTOMER ORDS: COLLECTIONS | 92.10 | 759.82 | (851.92) | - | 7.50 | - | - | 226.77 | (234.27) | - |
| 903000 | 001 | 7108 | CUSTOMER ORDS: COLLECTIONS | 22.00 | 159.50 | 3,283.38 | 728.74 | 1,750.13 | 2,615.72 | 2,388.94 | 1,700.12 | 3,012.92 | 2,938.78 |
| 902001 | 001 | 7108 | METER READING | 1,726.44 | 2,853.86 | 2,541.91 | 3,419.78 | 1,457.59 | 3,532.57 | 1,650.61 | 1,918.69 | 3,433.43 | 1,687.70 |
| 902098 | 001 | 7108 | METER READING: TRANSFERS | 1,291.16 | 1,278.33 | 1,325.90 | 1,383.02 | 1,821.74 | 2,221.55 | 2,190.65 | 2,678.34 | 2,238.77 | 2,010.64 |
| 902099 | 001 | 7108 | METER READING: EXCEPTIONS | 541.88 | 854.33 | 388.34 | 101.82 | 435.17 | 296.71 | 404.53 | 757.97 | 203.66 | 635.16 |
| 902100 | 001 | 7108 | BILLING & ACCOUNTING | - | - | - | - | - | - | - | - | - | - |
| 903100 | 001 | 7108 | BILLING & ACCOUNTING | 7,695.29 | 5,751.89 | 8,245.67 | 3,588.72 | 7,565.53 | 7,522.78 | 7,582.66 | 7,228.70 | 5,864.29 | 8,582.51 |
| 902400 | 001 | 7108 | WATER BAN | - | - | - | - | 1,186.63 | 730.29 | 8,633.30 | 1,122.88 | - | - |
| 904000 | 001 | 7108 | UNCOLLECTABLE ACCOUNTS | 2,656.36 | 1,251.60 | 1,331.84 | 2,753.13 | 1,559.31 | 6,260.72 | 3,011.54 | 1,828.54 | 700.79 | 992.30 |
| | | | | 14,025.23 | 12,909.33 | 16,265.12 | 11,975.21 | 15,783.60 | 23,180.34 | 25,862.23 | 17,462.01 | 15,219.59 | 16,847.09 |
| <u>Administrative and General Expense</u> | | | | | | | | | | | | | |
| 921000 | 001 | 7109 | OFFICE SUPPLIES & EXPENSE | 42.72 | 62.35 | 52.05 | 42.95 | 67.10 | 170.65 | 48.40 | 40.20 | 76.10 | 179.60 |
| 921160 | 001 | 7109 | OFFICE SUP & EXP: PHONE-NC | 530.34 | 517.71 | 524.17 | 523.75 | 523.75 | 523.76 | 524.47 | 526.76 | 526.76 | 526.77 |
| 923000 | 001 | 7109 | OUTSIDE SERVICES | 46.00 | 1,752.80 | 910.97 | 2,371.86 | 4,099.12 | 3,671.50 | 6,916.50 | 298.00 | 425.00 | 173.00 |
| 924000 | 001 | 7109 | INSURANCE EXPENSE | 8,514.20 | 8,976.04 | 8,745.12 | 8,753.47 | 8,753.47 | 8,753.47 | 8,753.47 | 8,753.47 | 8,753.47 | 8,753.45 |
| 928000 | 001 | 7109 | REGULATORY COMMISSION EXPENSE | 2,487.33 | 2,487.33 | 2,487.33 | 2,487.34 | 2,487.34 | 2,487.33 | 2,487.33 | 2,487.33 | 2,487.33 | 2,058.34 |

| | | | | | | | | | | | | | |
|--------|-----|-----------|---|--------------------|-------------------|---------------------|--------------------|-------------------|-------------------|---------------------|-------------------|-------------------|--------------------|
| 930102 | 001 | 7109 | LICENSING FEES | 959.17 | 959.17 | 959.17 | 959.17 | 959.17 | 959.13 | 961.67 | 961.67 | 961.67 | 961.67 |
| 930200 | 001 | 7109 | PUBLIC RELATIONS | 953.69 | - | 475.79 | 10.47 | 1,292.98 | 1,008.64 | 7.34 | - | - | 216.00 |
| 930300 | 001 | 7109 | MEALS | - | - | - | - | - | - | - | - | - | - |
| 930400 | 001 | 7109 | MISCELLANEOUS GENERAL EXPENSE | - | 101.00 | - | - | - | (479.26) | 2.50 | - | (0.01) | - |
| 930401 | 001 | 7109 | MISC GEN EXP:UNREALIZED ACQUIS | - | - | - | - | - | - | - | - | - | - |
| 930410 | 001 | 7109 | CHARITABLE CONTRIBUTIONS | - | - | - | - | - | - | - | - | - | - |
| 950500 | 001 | 7109 | MAINTENANCE:COMPUTER EQUIPMENT | - | - | - | - | - | - | - | - | - | - |
| | | | | 13,533.45 | 14,856.40 | 14,154.60 | 15,149.01 | 18,182.93 | 17,095.22 | 19,701.68 | 13,067.43 | 13,230.32 | 12,868.83 |
| | | | Inter Div Management Fee | | | | | | | | | | |
| 930500 | 001 | 7100 | INTERCOMPANY MGMT FEE: PCP | 4,740.00 | 4,818.00 | 5,935.00 | 4,763.00 | 5,159.00 | 4,929.00 | 4,784.00 | 4,998.00 | 4,188.00 | 4,390.00 |
| 930510 | 001 | 7100 | INTERCO MGMT FEE: PWW | 168,733.00 | 139,458.00 | 288,030.00 | 203,259.00 | 198,601.00 | 179,188.00 | 189,984.00 | 191,362.00 | 178,415.00 | 201,559.00 |
| 930520 | 001 | 7100 | INTERCO MGT:INSIDE GEN COUNSEL | - | - | - | - | - | - | - | - | - | - |
| | | | Total Operating Expenses | 486,949.46 | 406,758.82 | 578,971.94 | 557,184.01 | 488,706.42 | 495,728.62 | 523,236.06 | 477,258.72 | 532,148.84 | 525,457.73 |
| | | | Depreciation Expense | | | | | | | | | | |
| 403000 | 001 | 7100 | DEPRECIATION EXPENSE | 126,543.05 | 126,611.89 | 126,742.90 | 126,918.03 | 127,027.58 | 127,185.98 | 128,326.50 | 133,802.26 | 127,274.86 | 127,809.04 |
| 406100 | 001 | 7100 | AMORT OF ACQUISTION ADJUSTMENT | (14,202.44) | (14,202.44) | (14,202.44) | (14,167.87) | (14,167.87) | (14,167.87) | (14,167.87) | (14,167.87) | (14,167.88) | (14,166.71) |
| 406101 | 001 | 7100 | AMORT OF WESCO ACQ ADJ | (9.59) | (9.59) | (9.59) | (9.59) | (9.59) | (9.59) | (9.59) | (9.59) | (9.59) | (9.59) |
| 406102 | 001 | 7100 | AMORT OF CASTLE REACH ACQ ADJ | (474.67) | (474.66) | (474.67) | (474.66) | (474.67) | (474.66) | (474.67) | (474.66) | (474.67) | (474.66) |
| 406103 | 001 | 7100 | AMORT OF WHITE ROCK ACQ ADJ | (529.61) | (529.61) | (529.61) | (529.61) | (529.61) | (529.61) | (529.59) | (529.60) | (529.59) | (529.60) |
| 406104 | 001 | 7100 | AMORT OF LAMPLIGHTER ACQ ADJ | (942.85) | (482.28) | (471.32) | (471.32) | (471.32) | (471.32) | (471.32) | (471.32) | (471.32) | (471.32) |
| 406105 | 001 | 7100 | AMORT FLETCHERS CORNER ACQ ADJ | (1,177.05) | (562.86) | (548.34) | (548.34) | (548.34) | (548.34) | (548.34) | (548.34) | (548.34) | (548.34) |
| | | | | 109,206.84 | 110,350.45 | 110,506.93 | 110,716.64 | 110,826.18 | 110,984.59 | 112,125.12 | 117,600.88 | 111,073.47 | 111,608.82 |
| | | | Amortization Expense: CIAC | | | | | | | | | | |
| 405300 | 001 | 7000:7100 | AMORTIZATION EXPENSE: CIAC | (34,297.84) | (34,310.47) | (34,601.38) | (34,796.61) | (34,863.18) | (34,927.61) | (35,962.90) | (41,418.32) | (35,935.68) | (35,957.18) |
| | | | Amortization Expense | | | | | | | | | | |
| 407320 | 001 | 7100 | AMORT EXP - DEFERRED CHARGES | 9,962.84 | 9,962.85 | 9,962.87 | 9,962.83 | 10,013.74 | 9,983.84 | 9,983.81 | 9,983.82 | 9,983.84 | 9,983.80 |
| 407100 | 001 | 7100 | AMORT: ACQUISITION PREMIUM | 17,389.93 | 17,811.71 | 17,811.62 | 17,811.63 | 17,811.71 | 17,811.62 | 17,811.71 | 17,811.63 | 17,811.71 | 17,811.62 |
| | | | Taxes Other than Income Tax | | | | | | | | | | |
| 408110 | 001 | 7000:7100 | LOCAL PROPERTY TAXES | 94,858.43 | 94,858.43 | 94,858.40 | 94,858.43 | 93,241.41 | 93,412.25 | 93,412.25 | 93,412.25 | 91,883.85 | 104,997.24 |
| 408130 | 001 | 7000:7100 | NH BET TAXES | - | - | - | - | - | - | - | - | - | - |
| 414000 | 001 | 7100 | GAIN FROM FORGIVENESS SRF DEBT | (1,884.44) | (1,884.44) | (1,884.44) | (1,884.44) | (1,884.44) | (1,884.44) | (2,059.04) | (2,059.04) | (2,059.04) | (2,059.04) |
| | | | Income Tax | | | | | | | | | | |
| 409102 | 001 | 7100 | PROV/FED INC TAX/CURRENT | (17,309.21) | (2,900.31) | 55,753.54 | (31,829.17) | (1,840.43) | 13,668.39 | 221,137.46 | 40,951.53 | 12,312.58 | (13,413.41) |
| 409113 | 001 | 7100 | PROVS FOR NH BUS PRFTS TAX CUR | (7,070.10) | (1,184.66) | 22,773.03 | (13,042.52) | (731.12) | 5,429.84 | 87,848.03 | 16,268.21 | 4,891.24 | (5,328.55) |
| 410102 | 001 | 7100 | PROV FEDL INCOME TAX DEFERRED | - | - | - | - | - | - | - | - | - | - |
| 410113 | 001 | 7100 | PROV NH INCOME TAX DEFERRED | - | - | - | - | - | - | - | - | - | - |
| | | | | (24,379.31) | (4,084.97) | 78,526.57 | (44,871.69) | (2,571.55) | 19,098.23 | 308,985.49 | 57,219.74 | 17,203.82 | (18,741.96) |
| | | | Total Operating Deducts | 657,805.91 | 599,462.38 | 854,152.51 | 708,980.80 | 681,280.29 | 710,207.10 | 1,027,532.50 | 729,809.68 | 742,110.81 | 713,101.03 |
| | | | Net Operating Income | (11,528.30) | (7,029.34) | (205,259.63) | (56,406.16) | 9,133.21 | 77,562.07 | (73,658.87) | 203,975.07 | 89,937.58 | 14,341.42 |
| | | | Non-Operating Revenue Deductions | | | | | | | | | | |
| 421000 | 001 | 7100 | MISC NON-OPERATING INCOME(EXP) | (17,435.86) | - | - | - | - | - | - | - | - | - |
| 426001 | 001 | 7100 | MISCELLANEOUS NON-UTILITY EXP | - | - | - | - | - | - | - | - | - | - |
| 420000 | 001 | 7100 | AFUDC-INTEREST(DEBT) COMPONENT | (252.00) | (281.00) | (373.00) | (627.00) | (717.00) | (1,014.00) | (1,052.00) | (1,335.00) | (1,335.00) | 6,986.00 |
| 420100 | 001 | 7100 | AFUDC - EQUITY COMPONENT | (38.00) | (38.00) | (46.00) | (78.00) | (80.00) | (113.00) | (117.00) | (132.00) | (132.00) | 774.00 |

| | | | Interest Expense | | | | | | | | | | |
|--------|-----|-----------|------------------------------------|--------------------|---------------------|---------------------|---------------------|---------------------|---------------------|---------------------|---------------------|---------------------|---------------------|
| 427300 | 001 | 7000:7100 | INTEREST EXP: BONDS & NOTES | 61,414.36 | 54,316.75 | (23,891.60) | 73,572.83 | 42,483.26 | 55,846.98 | 55,633.40 | 57,452.28 | 58,714.00 | 58,481.99 |
| 427200 | 001 | 7000:7100 | LINE OF CREDIT INTEREST | 2,931.74 | 1,025.19 | 2,180.99 | (78.30) | 18,956.41 | 6,801.33 | 7,221.12 | 2,743.20 | 2,871.01 | 2,956.72 |
| 428000 | 001 | 7100 | AMORTIZATION OF DEBT EXPENSE | 1,941.59 | 1,941.59 | 1,941.59 | 1,941.59 | 1,941.59 | 1,941.59 | 1,941.59 | 1,954.17 | 1,954.17 | 2,087.94 |
| 419000 | 001 | 7100 | INTEREST INCOME | - | - | - | - | - | - | - | - | - | - |
| 427115 | 001 | 7100 | INTERCOMPANY INTEREST | 22,415.42 | 22,047.51 | 22,151.94 | 22,846.11 | 23,162.57 | 23,940.07 | 23,467.84 | 22,374.19 | 21,422.99 | 18,548.75 |
| 427500 | 001 | 7100 | INTEREST - OTHER | - | - | - | - | - | - | - | - | - | - |
| | | | Total Interest | 88,703.11 | 79,331.04 | 2,382.92 | 98,282.23 | 86,543.83 | 88,529.97 | 88,263.95 | 84,523.84 | 84,962.17 | 82,075.40 |
| | | | Net Income Before Dividends | (82,505.55) | (86,041.38) | (207,223.55) | (153,983.39) | (76,613.62) | (9,840.90) | (160,753.82) | 120,918.23 | 6,442.41 | (75,493.98) |
| | | | Net Income (Or Loss) - YTD | (82,505.55) | (168,546.93) | (375,770.48) | (529,753.87) | (606,367.49) | (616,208.39) | (776,962.21) | (656,043.98) | (649,601.57) | (725,095.55) |
| | | | Net Income (Or Loss) - MTD | (82,505.55) | (86,041.38) | (207,223.55) | (153,983.39) | (76,613.62) | (9,840.90) | (160,753.82) | 120,918.23 | 6,442.41 | (75,493.98) |

| | 11 | 12 | 12 |
|--|---------------------|---------------------|-----------------------|
| | Nov-19 | Dec-19 | Total |
| | (15,244.62) | (15,115.84) | (181,603) |
| | (77,192.43) | (77,192.43) | (926,309) |
| | 77,192.43 | 77,192.43 | 926,309 |
| | (611,468.19) | (497,498.44) | (7,201,673) |
| | (46,869.72) | (46,504.61) | (479,696) |
| | 161,509.00 | (48,734.00) | (20,031) |
| | 46,869.72 | 46,504.61 | 479,864 |
| | - | - | - |
| | - | - | - |
| | - | (106,881.00) | (106,881) |
| | (107,294.61) | (107,283.23) | (1,278,880) |
| | (572,498.42) | (775,512.51) | (8,788,899.99) |
| | (2,686.00) | (2,881.00) | (30,188) |
| | 575,184.42 | 778,393.51 | 8,819,087.99 |
| | - | 4,239.40 | 29,889 |
| | 19,498.82 | 21,384.16 | 248,819 |
| | 27,991.64 | 23,704.84 | 310,309 |
| | 826.76 | 815.05 | 10,556 |
| | 1,594.67 | 2,872.67 | 39,158 |
| | 4,770.96 | 3,939.63 | 54,627 |
| | 1,301.42 | 970.72 | 13,161 |
| | 5,072.75 | 5,072.75 | 78,903 |
| | 255.96 | 176.91 | 4,436 |
| | 448.95 | 436.70 | 4,731 |
| | 5,032.86 | 5,032.86 | 69,288 |
| | 3,697.69 | 3,141.47 | 47,577 |
| | 2,430.43 | 2,241.05 | 52,186 |
| | 5,152.46 | 6,768.38 | 68,409 |
| | 605.00 | - | 15,889 |
| | - | - | - |
| | - | - | - |
| | 2,171.31 | 2,047.63 | 25,018 |
| | 1,345.81 | 1,471.72 | 18,818 |
| | 370.00 | 492.81 | 5,227 |
| | 728.20 | 668.62 | 7,204 |
| | 458.59 | 711.55 | 8,587 |
| | 105.91 | 112.28 | 1,808 |
| | 537.17 | 577.54 | 5,999 |
| | 4,086.96 | 3,935.86 | 45,725 |
| | 448.01 | 567.34 | 4,175 |
| | 733.91 | 907.80 | 7,684 |
| | 656.58 | 849.78 | 7,751 |
| | 456.47 | 579.13 | 5,429 |
| | 783.69 | 1,237.42 | 12,139 |
| | - | - | - |
| | 547.63 | 735.44 | 7,258 |

| | | |
|-----------|-----------|----------------|
| 141.96 | 301.61 | 2,495 |
| 328.95 | 328.25 | 2,999 |
| 889.35 | 940.14 | 7,920 |
| 838.32 | 1,007.29 | 9,629 |
| 1,173.30 | 1,144.18 | 12,970 |
| 54.94 | 48.18 | 597 |
| 58.45 | 57.32 | 607 |
| 415.39 | 441.96 | 5,828 |
| 1,162.48 | 1,038.70 | 16,222 |
| 133.69 | 276.96 | 2,501 |
| 256.39 | 328.89 | 2,997 |
| 722.84 | 1,011.74 | 8,699 |
| - | - | - |
| 480.19 | 560.03 | 6,546 |
| 152.51 | 170.53 | 1,683 |
| 334.02 | 449.24 | 4,553 |
| 1,408.14 | 551.79 | 12,346 |
| 586.80 | 737.84 | 8,954 |
| - | - | - |
| 520.53 | 640.47 | 5,755 |
| 302.10 | 326.30 | 3,109 |
| 294.84 | 379.71 | 3,793 |
| 1,868.37 | 2,413.00 | 23,572 |
| - | - | - |
| 294.28 | 521.09 | 4,797 |
| 426.96 | 437.33 | 4,190 |
| 345.65 | 442.47 | 3,628 |
| 317.29 | 403.55 | 3,966 |
| 129.65 | 318.83 | 2,448 |
| 794.97 | 962.76 | 6,962 |
| 387.20 | 502.77 | 5,009 |
| - | - | - |
| - | - | - |
| - | - | 4,334 |
| 1,216.01 | 1,216.01 | 11,049 |
| 2,324.50 | 273.84 | 11,812 |
| - | - | - |
| - | - | - |
| 1,118.87 | - | 20,164 |
| - | - | - |
| 73.73 | 73.69 | 872 |
| 2,007.96 | 20,252.35 | 37,445 |
| 35,235.22 | 36,356.43 | 592,643 |
| 3,456.52 | 1,915.38 | 26,812 |
| - | - | - |
| - | - | - |
| 400.00 | 400.00 | 5,882 |
| - | - | - |
| - | - | - |
| 104.50 | 310.01 | 3,378 |
| - | - | - |
| 72.04 | 36.02 | 463 |
| - | - | - |
| - | - | - |
| 806.30 | 13.03 | 49,083 |
| 37.26 | 18.63 | 503 |

| | | |
|-------------------|-------------------|---------------------|
| 137.17 | - | 686 |
| 1,378.71 | 38.86 | 8,240 |
| 668.64 | 3,150.62 | 25,393 |
| - | - | - |
| - | - | - |
| - | - | - |
| 1,204.60 | 1,563.82 | 16,721 |
| 5,210.60 | 5,258.40 | 34,330 |
| 1,112.02 | 2,646.19 | 21,856 |
| - | - | - |
| 163,494.82 | 185,957.72 | 2,257,198.67 |

| | | |
|------------------|------------------|---------------------|
| - | - | - |
| - | - | - |
| - | - | - |
| - | - | - |
| 12,897.51 | 8,678.16 | 154,624 |
| 1,015.99 | 881.63 | 8,753 |
| 270.36 | 142.69 | 7,706 |
| - | - | - |
| - | - | - |
| 17,727.60 | 8,264.41 | 211,331 |
| 5,893.99 | 2,097.79 | 51,255 |
| 4,424.43 | 2,107.09 | 118,187 |
| 9,726.23 | 2,675.76 | 27,632 |
| 65.25 | 215.66 | 433 |
| 31,324.10 | 15,238.73 | 264,299 |
| 639.10 | 205.33 | 10,595 |
| 2,449.20 | 12,246.96 | 62,355 |
| - | 15.00 | 236 |
| - | 120.00 | 7,696 |
| 3,179.49 | 2,110.27 | 24,487 |
| 3,887.54 | 1,738.64 | 56,641 |
| 93,500.79 | 56,738.12 | 1,006,230.78 |

| | | |
|------------------|------------------|-------------------|
| - | - | 0 |
| 1,690.17 | 1,498.06 | 21,788 |
| 2,242.01 | 3,070.30 | 29,535 |
| 2,633.67 | 1,809.94 | 22,884 |
| 514.98 | 549.07 | 5,684 |
| - | - | - |
| 6,762.39 | 11,662.68 | 88,053 |
| - | - | 11,673 |
| 1,723.22 | 1,031.33 | 25,101 |
| 15,566.44 | 19,621.38 | 204,717.57 |

| | | |
|----------|----------|---------|
| 70.75 | 142.55 | 995 |
| 526.77 | 527.27 | 6,302 |
| 2,578.00 | 16.87 | 23,260 |
| 8,753.45 | 8,754.90 | 105,018 |
| 2,842.34 | 2,842.33 | 30,129 |

| | | |
|--------------------|--------------------|-------------------|
| 961.67 | 961.67 | 11,525 |
| 515.81 | 122.86 | 4,604 |
| - | - | - |
| 4.25 | - | (372) |
| - | - | - |
| - | - | - |
| - | - | - |
| 16,253.04 | 13,368.45 | 181,461.36 |
| 4,531.00 | 5,124.00 | 58,359 |
| 185,416.00 | 214,897.00 | 2,338,902 |
| - | - | - |
| - | - | - |
| 478,762.09 | 495,706.67 | 5,842,152 |
| - | - | - |
| - | - | - |
| 133,307.58 | 137,670.06 | 1,549,220 |
| (14,166.72) | (14,166.71) | (170,115) |
| (9.59) | (9.59) | (115) |
| (474.67) | (474.66) | (5,696) |
| (529.59) | (529.60) | (6,355) |
| (471.32) | (471.33) | (6,138) |
| (548.34) | (548.34) | (7,223) |
| 117,107.35 | 121,469.83 | 1,353,577 |
| (36,008.39) | (38,155.71) | (431,235) |
| 17,672.06 | 9,983.83 | 127,440 |
| 17,811.62 | 17,811.71 | 213,318 |
| 105,460.52 | 118,790.63 | 1,174,044 |
| - | 3,775.00 | 3,775 |
| (2,059.04) | (2,059.04) | (23,661) |
| (33,234.71) | (110,827.26) | 132,469 |
| (13,202.67) | (62,237.15) | 34,414 |
| - | 192,832.00 | 192,832 |
| - | 55,645.00 | 55,645 |
| (46,437.38) | 75,412.59 | 415,359.58 |
| 652,308.83 | 802,735.51 | 8,875,712 |
| (77,124.41) | (24,342.00) | (60,399) |
| - | - | (17,436) |
| - | - | - |
| - | - | - |
| - | - | - |

| | | |
|----------------------------|----------------------------|---------------------|
| 58,936.70 | 50,276.46 | 603,237 |
| 2,728.05 | 3,235.92 | 53,573 |
| 2,087.94 | 2,087.94 | 23,763 |
| - | - | - |
| 16,787.63 | 17,102.30 | 256,267 |
| - | - | - |
| 80,540.32 | 72,702.62 | 936,841.40 |
| (157,664.73) | (97,044.62) | (979,804.90) |
| <u>(882,760.28)</u> | <u>(979,804.90)</u> | |
| <u>(157,664.73)</u> | <u>(97,044.62)</u> | |

| | | | | 1 | 2 | 3 | 4 | 5 | 6 | 7 | 8 | 9 | 10 |
|--------------------------------|-----|------|---------------------------------|---------------------|---------------------|---------------------|---------------------|---------------------|---------------------|---------------------|---------------------|---------------------|---------------------|
| | | | | Jan-19 | Feb-19 | Mar-19 | Apr-19 | May-19 | Jun-19 | Jul-19 | Aug-19 | Sep-19 | Oct-19 |
| Water Sales | | | | | | | | | | | | | |
| 460100 | 001 | 7100 | WATER SLS:BILLED CAP REC SURCG | (15,096.86) | (15,082.76) | (15,128.02) | (15,125.04) | (15,179.97) | (15,157.20) | (15,083.14) | (15,205.70) | (15,078.85) | (15,104.76) |
| 460200 | 001 | 7100 | CBFRR REVENUES | (77,192.43) | (77,192.43) | (77,192.43) | (77,192.43) | (77,192.43) | (77,192.43) | (77,192.43) | (77,192.43) | (77,192.43) | (77,192.43) |
| 460998 | 001 | 7100 | CBFRR REVENUES - CONTRA | 77,192.43 | 77,192.43 | 77,192.43 | 77,192.43 | 77,192.43 | 77,192.43 | 77,192.43 | 77,192.43 | 77,192.43 | 77,192.43 |
| 461000 | 001 | 7100 | WATER SALES: BILLED REVENUE | (496,155.09) | (576,987.70) | (475,163.80) | (486,553.07) | (496,398.08) | (680,280.02) | (665,983.97) | (882,308.33) | (700,318.81) | (632,557.79) |
| 461001 | 001 | 7100 | WATER SALES BILLED RECOUPMENT | - | - | (48,200.47) | (48,440.61) | (50,073.47) | (48,227.30) | (47,885.04) | (47,957.04) | (47,658.50) | (47,879.18) |
| 461100 | 001 | 7100 | WATER SALES: UNBILLED REVENUE | (28,903.00) | 106,561.00 | (51,449.00) | (44,444.00) | (70,087.00) | 19,625.00 | (162,617.00) | 74,055.00 | (6,378.00) | 30,831.00 |
| 461200 | 001 | 7100 | WATER SALES-UNBILLED RECOUPMNT | - | - | 48,200.47 | 48,440.61 | 50,074.17 | 48,227.30 | 48,052.72 | 47,957.04 | 47,658.50 | 47,879.18 |
| 461300 | 001 | 7100 | WATER SLS:UNBIL CAP REC RECOUP | - | - | - | - | - | - | - | - | - | - |
| 461400 | 001 | 7100 | WATER SLS:BILLED CAP REC RECOUP | - | - | - | - | - | - | - | - | - | - |
| 471100 | 001 | 7100 | QCPAC SURCHARGE REVENUE | - | - | - | - | - | - | - | - | - | - |
| 462000 | 001 | 7100 | FIRE PROTECTION REVENUE | (104,185.66) | (105,217.58) | (105,366.06) | (105,417.53) | (106,421.15) | (109,147.95) | (107,011.20) | (107,229.72) | (107,071.73) | (107,233.90) |
| | | | | (644,340.61) | (590,727.04) | (647,106.88) | (651,539.64) | (688,085.50) | (784,960.17) | (950,527.63) | (930,688.75) | (828,847.39) | (724,065.45) |
| Other Operating Revenue | | | | | | | | | | | | | |
| 471300 | 001 | 7100 | MISC OPERATING REVENUE | (1,937.00) | (1,706.00) | (1,786.00) | (1,035.00) | (2,328.00) | (2,809.00) | (3,346.00) | (3,096.00) | (3,201.00) | (3,377.00) |
| Total Revenues | | | | 646,277.61 | 592,433.04 | 648,892.88 | 652,574.64 | 690,413.50 | 787,769.17 | 953,873.63 | 933,784.75 | 832,048.39 | 727,442.45 |
| Production Expenses | | | | | | | | | | | | | |
| 601100 | 001 | 7105 | OTHER PRODUCTION LABOR | 6,361.25 | 5,572.42 | 3,822.58 | 152.74 | 1,012.46 | 2,577.86 | 3,762.28 | 1,878.66 | 509.12 | - |
| 602100 | 001 | 7105 | PURCH WATER: INTERCONNECT | - | 16,561.13 | 16,580.08 | 15,602.31 | 16,551.82 | 28,666.70 | 26,732.99 | 33,546.57 | 23,432.85 | 30,261.84 |
| 602200 | 001 | 7105 | PURCH WATER: COHAS | 20,036.15 | 19,738.95 | 21,819.35 | 20,333.35 | 21,373.55 | 22,710.95 | 31,181.15 | 35,044.75 | 35,490.55 | 30,883.95 |
| 602205 | 001 | 7105 | PURCH WATER: SMYTHE WOODS | 870.98 | 870.98 | 905.09 | 734.54 | 825.50 | 700.43 | 1,030.16 | 1,007.42 | 1,064.27 | 905.09 |
| 602300 | 001 | 7105 | PURCHASED WATER: BIRCH HILL | 3,988.67 | (1,161.00) | 8,076.34 | 2,935.67 | 5,506.67 | 2,596.67 | 2,050.67 | 4,966.67 | 2,785.67 | 2,944.67 |
| 602450 | 001 | 7105 | PURCH WATER: BROOK PARK | 3,241.38 | 1,758.35 | 1,758.35 | 1,609.75 | 1,758.35 | 2,055.55 | 1,788.07 | - | 26,603.90 | 5,342.99 |
| 602500 | 001 | 7105 | PURCH WATER: SPRINGWOOD | 1,330.06 | 1,350.86 | 1,390.99 | 705.94 | 640.56 | 616.78 | 780.24 | 891.69 | 1,671.84 | 1,509.87 |
| 602600 | 001 | 7105 | PURCH WATER: HUDSON | 19,094.56 | 15,827.70 | 15,827.70 | 20,251.00 | 16,307.09 | 16,307.09 | 20,251.00 | (66,386.02) | 5,072.75 | 6,204.74 |
| 602650 | 001 | 7105 | PURCH WATER: SOUTH RD: LY | 151.41 | 151.41 | 694.53 | 694.53 | 694.53 | 368.16 | 368.16 | 368.16 | 255.96 | 255.96 |
| 602700 | 001 | 7105 | PURCH WATER: PINE CREEK-LITCH | 453.64 | 305.04 | 352.59 | 413.52 | 385.29 | 415.01 | 349.62 | 379.34 | 416.49 | 374.88 |
| 602730 | 001 | 7105 | PURCH WATER: WESCO | 9,098.26 | 4,155.82 | 4,155.82 | 4,823.45 | 5,695.54 | 4,823.45 | 5,556.83 | 8,624.08 | 5,556.83 | 6,732.47 |
| 602815 | 001 | 7105 | PURCH WATER: GREENHILLS | 5,455.25 | 3,895.16 | 5,056.95 | 3,297.92 | 2,944.41 | 3,823.16 | 4,376.83 | 4,964.81 | 3,539.71 | 3,383.27 |
| 602860 | 001 | 7105 | PURCH WATER: SETTLERS LN(OKWD) | 4,977.11 | 4,977.11 | 4,485.56 | 4,485.56 | 4,485.56 | 6,414.21 | 6,414.21 | 6,414.21 | 2,430.43 | 2,430.43 |
| 602880 | 001 | 7105 | PURCHASED WATER: MAPLE HILLS | 4,933.14 | 4,933.14 | 5,430.87 | 5,430.87 | 5,430.87 | 5,848.49 | 5,848.49 | 5,848.49 | 7,630.96 | 5,152.46 |
| 602900 | 001 | 7105 | PURCH WATER: FRANCOUER TRUCKIN | - | - | - | - | 590.00 | 1,050.00 | 9,032.50 | - | 4,611.25 | - |
| 610200 | 001 | 7105 | SALARIES - WTP | - | - | - | - | - | - | - | - | - | - |
| 610201 | 001 | 7105 | BENEFITS - WTP | - | - | - | - | - | - | - | - | - | - |
| 623201 | 001 | 7105 | COHAS PUMP STAT: LY - POWER | 1,873.70 | 2,066.85 | 1,969.12 | 1,847.03 | 1,599.05 | 1,070.17 | 962.74 | 3,838.19 | 3,140.73 | 2,431.69 |
| 623211 | 001 | 7105 | W&E PUMP STATION: WM - POWER | 2,146.20 | 1,363.46 | 1,303.65 | 1,359.22 | 1,320.98 | 1,713.53 | 1,913.38 | 1,797.56 | 1,660.13 | 1,422.35 |
| 623220 | 001 | 7105 | STONE SLED BOOST: BOW - POWER | 207.07 | 707.25 | 205.53 | 682.75 | 453.42 | 482.21 | 417.93 | 402.44 | 378.18 | 427.14 |
| 623225 | 001 | 7105 | STONE RDG BOOSTER:EXETER-POWER | 871.33 | 806.82 | 319.83 | 1,259.14 | 530.73 | 440.79 | 380.66 | 356.84 | 348.99 | 492.07 |
| 623231 | 001 | 7105 | CASTLE REACH PUMP ST:WM -POWER | 464.12 | 1,301.38 | 794.08 | 862.23 | 714.24 | 439.73 | 1,040.36 | 599.23 | 707.56 | 493.59 |
| 623241 | 001 | 7105 | FOREST HILLS PUMP ST: LY-POWER | 192.67 | 232.70 | 215.43 | 200.23 | 131.21 | 111.02 | 114.37 | 193.59 | 78.69 | 119.62 |
| 623245 | 001 | 7105 | DANIELS LAKE: POWER | 700.89 | 786.26 | 680.97 | 493.32 | 423.72 | 347.08 | 378.34 | 376.21 | 356.31 | 341.12 |
| 623250 | 001 | 7105 | POWER PURCHASED: LOCKE LAKE | 4,013.41 | 3,658.04 | 3,767.97 | 3,777.21 | 3,999.09 | 3,747.04 | 3,330.07 | 3,918.19 | 3,457.59 | 4,033.56 |
| 623251 | 001 | 7105 | POWER PURCHASED: BIRCH HILL | 437.25 | 475.35 | 468.55 | 472.73 | 355.88 | 138.13 | 130.43 | 233.63 | 217.73 | 229.63 |
| 623252 | 001 | 7105 | POWER PURCHASED: MIDDLETON | 718.43 | 698.81 | 706.04 | 695.18 | 605.47 | 501.98 | 448.46 | 499.81 | 627.42 | 541.07 |
| 623261 | 001 | 7105 | LAMPLIGHTER PUMP ST: WM -POWER | 926.49 | 829.86 | 883.63 | 886.09 | 761.91 | 218.83 | 453.75 | 461.95 | 375.98 | 446.13 |
| 623271 | 001 | 7105 | THURSTON WOODS PUMP ST:LEE-PWR | 663.44 | 608.65 | 541.85 | 616.00 | 298.22 | 391.41 | 307.49 | 304.90 | 322.16 | 338.79 |
| 623281 | 001 | 7105 | FLETCHERS CORNER ST: WM-POWER | 1,271.06 | 1,280.93 | 1,232.53 | 1,269.27 | 968.82 | 683.89 | 828.55 | 1,230.93 | 895.35 | 456.63 |
| 623290 | 001 | 7105 | CHESTERBROOK PUMP STAT: POWER | - | - | - | - | - | - | - | - | - | - |
| 623301 | 001 | 7105 | GOLDENBROOK PUMP ST: WM -POWER | 702.68 | 621.94 | 531.89 | 555.91 | 640.26 | 512.03 | 573.06 | 861.73 | 617.15 | 358.72 |

| | | | | | | | | | | | | | |
|--------|-----|------|--------------------------------|-----------|-----------|-----------|-----------|-----------|-----------|-----------|-----------|-----------|-----------|
| 623321 | 001 | 7105 | SHAKER HGHTS PUMP STAT: POWER | 342.00 | 315.34 | 287.34 | 265.49 | 230.58 | 112.76 | 116.00 | 132.23 | 139.10 | 111.08 |
| 623351 | 001 | 7105 | BEAVER HOLLOW PUMP ST: SN-PWR | 587.44 | 313.69 | 409.07 | 326.26 | 102.74 | 114.16 | 139.62 | 111.12 | 101.69 | 135.72 |
| 623376 | 001 | 7105 | CLEARWATER EST: RAYMOND: POWER | 999.32 | 861.75 | 830.76 | 874.84 | 495.97 | 400.58 | 387.15 | 380.71 | 408.85 | 450.76 |
| 623401 | 001 | 7105 | HARDWOOD PUMP ST: WM - POWER | 1,382.66 | 1,178.08 | 1,143.19 | 1,161.70 | 497.79 | 468.22 | 481.62 | 653.19 | 515.18 | 301.34 |
| 623421 | 001 | 7105 | WHITE ROCK PUMP ST:BOW - POWER | 1,352.71 | 1,186.03 | 512.17 | 1,744.94 | 1,032.42 | 892.15 | 1,092.69 | 978.88 | 920.77 | 939.76 |
| 623441 | 001 | 7105 | ROLLING HILLS PUMP ST:PW -PWR | 41.41 | 65.38 | 48.58 | 53.83 | 44.45 | 54.48 | 39.49 | 58.28 | 39.68 | 48.18 |
| 623471 | 001 | 7105 | GILCREAST BOOSTER STAT:LY-PWR | 48.22 | 48.91 | 48.59 | 48.18 | 8.44 | 40.52 | 46.77 | 56.82 | 43.68 | 100.75 |
| 623501 | 001 | 7105 | SPRINGWOOD HLS PUMP ST:WM -PWR | 581.27 | 531.92 | 432.74 | 863.04 | 415.89 | 168.99 | 231.24 | 691.09 | 211.72 | 842.60 |
| 623551 | 001 | 7105 | DARRAH BOOSTER STAT: LY- POWER | 576.84 | 1,544.07 | 978.26 | 1,115.01 | 1,425.94 | 1,626.18 | 1,776.77 | 1,855.93 | 1,650.56 | 1,471.00 |
| 623621 | 001 | 7105 | COLONIAL DR BOOSTER ST:LF-PWR | 293.40 | 346.36 | 300.34 | 273.96 | 250.37 | 117.62 | 124.72 | 176.47 | 85.68 | 121.56 |
| 623651 | 001 | 7105 | SOUTH RD BOOSTER STAT: LY -PWR | 338.40 | 361.83 | 338.39 | 249.29 | 218.17 | 138.02 | 38.46 | 194.52 | 143.11 | 391.38 |
| 623671 | 001 | 7105 | MEADOWVIEW PUMP STAT: PM - PWR | 1,032.88 | 1,045.45 | 1,138.65 | 761.88 | 330.11 | 465.17 | 506.61 | 807.78 | 480.58 | 395.75 |
| 623701 | 001 | 7105 | NESENKEAG PUMP STAT: LY -POWER | - | - | - | - | - | - | - | - | - | - |
| 623731 | 001 | 7105 | WESCO BOOSTER STAT: HT - POWER | 714.49 | 811.06 | 704.41 | 606.49 | 457.72 | 421.43 | 417.30 | 438.61 | 412.96 | 521.32 |
| 623751 | 001 | 7105 | ATKINSON PUMP STAT: AN - POWER | 180.13 | 182.32 | 167.10 | 175.68 | 277.51 | 68.72 | 68.16 | 85.62 | 74.35 | 80.24 |
| 623801 | 001 | 7105 | W&E BOOSTER STATION: WM -POWER | 508.61 | 1,131.47 | 776.89 | 731.42 | 494.01 | 276.56 | 292.66 | (940.35) | 339.24 | 158.85 |
| 623805 | 001 | 7105 | SPRUCE POND PUMP STA: WM - PWR | 1,353.94 | 1,236.98 | 738.27 | 513.54 | 1,249.05 | 1,289.36 | 778.51 | 885.06 | 872.20 | 1,469.50 |
| 623811 | 001 | 7105 | LIBERTY TREE PUMP ST: RD-POWER | 1,022.20 | 971.80 | 1,030.83 | 1,053.33 | 611.40 | 595.32 | 568.06 | 630.41 | 603.29 | 543.08 |
| 623816 | 001 | 7105 | GREEN HILLS PUMP ST: RD -POWER | - | - | - | - | - | - | - | - | - | - |
| 623841 | 001 | 7105 | MINISTERIAL HEIGHTS PS:LY -PWR | 652.38 | 607.92 | 528.42 | 348.39 | 322.88 | 238.74 | 168.29 | 666.34 | 286.28 | 774.15 |
| 623851 | 001 | 7105 | PINE HAVEN PUMP ST: LY - POWER | 170.71 | 157.38 | 153.73 | 170.29 | 335.50 | 16.91 | 96.64 | 339.21 | 342.54 | 697.64 |
| 623882 | 001 | 7105 | HARVEST VIL PUMP ST: LY -POWER | 405.83 | 515.59 | 408.52 | 407.50 | 333.10 | 222.40 | 198.85 | 201.62 | 220.45 | 204.89 |
| 623961 | 001 | 7105 | WILLIAMSBURG PUMP ST: PM-POWER | 1,586.03 | 2,208.68 | 2,141.01 | 2,716.76 | 1,542.29 | 2,213.00 | 1,716.03 | 2,146.36 | 1,535.10 | 1,485.03 |
| 623971 | 001 | 7105 | AVERY PUMP ST: LY - POWER | - | - | - | - | - | - | - | - | - | - |
| 623981 | 001 | 7105 | MAPLE HILLS PUMP ST: DY -POWER | 527.67 | 470.95 | 285.66 | 467.53 | 369.78 | 527.31 | 276.95 | 439.66 | 175.44 | 440.31 |
| 623991 | 001 | 7105 | WINNISQUAM VILLAGE: POWER | 435.00 | 304.75 | 325.52 | 311.62 | 159.78 | 298.47 | 298.47 | 480.10 | 349.12 | 363.35 |
| 623993 | 001 | 7105 | GAGE HILL PUMP ST: PM - POWER | 448.45 | 566.55 | 413.08 | 276.54 | 246.16 | 207.53 | 188.85 | 101.76 | 65.64 | 325.24 |
| 623994 | 001 | 7105 | NORTHERN SHORES-TILTON: POWER | 431.25 | 429.99 | 411.54 | 360.74 | 372.27 | 319.15 | 252.26 | 172.18 | 245.19 | 250.21 |
| 623996 | 001 | 7105 | EAST DERRY PUMP ST: DY - POWER | 400.06 | 368.04 | 401.48 | 321.63 | 98.24 | 118.22 | 75.75 | 72.73 | 75.40 | 67.83 |
| 623997 | 001 | 7105 | SKYVIEW ESTATES-PELHAM POWER | 1,000.41 | 851.92 | 907.49 | 697.80 | 122.40 | 261.28 | 302.52 | 473.73 | 286.97 | 299.44 |
| 623998 | 001 | 7105 | MACGREGOR CUT - POWER | - | - | - | - | 2,765.36 | - | 301.98 | 291.92 | 263.98 | 495.89 |
| 623999 | 001 | 7105 | OPER LABOR: TREATMENT PLANT | - | - | - | - | - | - | - | - | - | - |
| 624100 | 001 | 7105 | OPER EXP T PLANT: MAT & EXP | - | - | - | - | - | - | - | - | - | - |
| 626100 | 001 | 7105 | OP EXP-SCADA&ALARM MSTR DIALER | 297.02 | 319.35 | 333.03 | 2,756.47 | 302.39 | 126.12 | - | - | 199.20 | - |
| 626120 | 001 | 7105 | MAINT OF STRUCT:BOOSTER STAT | 1,091.44 | 1,161.44 | 1,216.01 | 1,216.01 | 1,216.01 | 1,290.41 | 1,216.01 | 70.00 | 70.00 | 70.00 |
| 631100 | 001 | 7105 | MAINT STRUCT: SOURCE/SUPPLY | 239.14 | 366.68 | 1,249.14 | 95.96 | 69.41 | 165.61 | 2,978.20 | 1,401.75 | 296.00 | 2,352.00 |
| 631500 | 001 | 7105 | MAINT PUMP EQUIP: LABOR | - | - | - | - | - | - | - | - | - | - |
| 633100 | 001 | 7105 | MAINT PUMP EQUIP: MAT & EXP | - | - | - | - | - | - | - | - | - | - |
| 633105 | 001 | 7105 | MAIN OF STRUCT:BOOSTER STATION | - | 690.65 | 7,025.00 | 4,360.30 | 1,641.66 | 100.00 | 795.00 | 2,744.61 | 1,248.30 | 440.10 |
| 633140 | 001 | 7105 | MAINT BOOST ST: PHONE | - | - | - | - | - | - | - | - | - | - |
| 633150 | 001 | 7105 | MAINT BOOST ST:GAS/OIL/PROPANE | 71.83 | 71.83 | 71.83 | 71.66 | 71.66 | 71.66 | 73.50 | 73.79 | 141.91 | 5.38 |
| 633155 | 001 | 7105 | BOOSTER STATION GENERAL MAINT | 1,008.65 | 3,283.18 | 6,517.78 | 911.45 | 1,057.66 | 140.98 | 684.29 | 339.03 | 968.14 | 273.50 |
| 633199 | 001 | 7105 | W&E PUMP STA: WM | 63,513.82 | 48,037.03 | 47,482.67 | 48,407.66 | 44,720.00 | 43,475.22 | 65,312.11 | 56,311.50 | 52,258.41 | 51,532.95 |
| 633210 | 001 | 7105 | W&E PUMP STA: WM - CHEMICALS | 3,183.84 | 1,796.32 | 2,281.05 | 2,345.96 | 1,417.20 | 2,209.35 | 2,529.85 | 2,599.81 | 1,851.22 | 1,225.44 |
| 633212 | 001 | 7105 | W&E PUMP STA: WM - PROPANE | - | - | - | - | - | - | - | - | - | - |
| 633214 | 001 | 7105 | HARDWOOD PUMP STA: WM | - | - | - | - | - | - | - | - | - | - |
| 633400 | 001 | 7105 | HARVEST VLGE PUMP STA: LY | - | - | 450.00 | 475.44 | 1,330.00 | 826.50 | 400.00 | 800.00 | 800.00 | - |
| 633881 | 001 | 7105 | AVERY PUMP STA: LY - TELEPHONE | - | - | - | - | - | - | - | - | - | - |
| 633973 | 001 | 7105 | CHLORINE: | - | - | - | - | - | - | - | - | - | - |
| 641110 | 001 | 7105 | FERRIC CHLORIDE | 540.96 | 66.13 | 48.96 | 74.52 | 116.48 | 447.37 | 881.46 | 117.04 | 351.81 | 318.45 |
| 641120 | 001 | 7105 | CORROSION INHIBITOR | - | - | - | - | - | - | - | - | - | - |
| 641160 | 001 | 7105 | MISC TREATMENT CHEMICALS | 34.88 | - | 34.88 | 34.88 | - | 34.88 | 34.88 | 108.06 | 36.02 | 36.02 |
| 641170 | 001 | 7105 | CARBON DIOXIDE | - | - | - | - | - | - | - | - | - | - |
| 641180 | 001 | 7105 | ARSENIC MEDIA REPLACEMENT | - | - | - | - | - | - | - | - | - | - |
| 641190 | 001 | 7105 | LABORATORY EXPENSE | - | - | 8,100.00 | - | 8,601.50 | 4,341.05 | - | - | 18,120.68 | 9,100.38 |
| 641201 | 001 | 7105 | POLYPHOSPHATE | 37.26 | 37.26 | 18.63 | 55.89 | - | 74.52 | 55.89 | 93.17 | 37.26 | 37.26 |

| | | | | | | | | | | | | | |
|---|-----|------|---------------------------------------|-------------------|-------------------|-------------------|-------------------|-------------------|-------------------|-------------------|-------------------|-------------------|-------------------|
| 641203 | 001 | 7105 | POT PERM | - | 137.17 | - | - | - | 137.17 | - | - | 274.34 | - |
| 641205 | 001 | 7105 | SODIUM HYDROXIDE | 1,694.95 | 47.32 | 49.12 | 1,549.99 | 124.54 | 1,484.50 | 68.97 | 107.15 | 1,612.38 | 83.05 |
| 641206 | 001 | 7105 | SALT | 1,668.30 | 3,574.00 | 1,483.80 | 1,117.18 | 4,490.07 | 925.31 | 1,680.15 | 4,808.93 | 628.90 | 1,197.28 |
| 641210 | 001 | 7105 | SODIUM HEXAMETAPHOSPHATE | - | - | - | - | - | - | - | - | - | - |
| 641212 | 001 | 7105 | POT ASH | - | - | - | - | - | - | - | - | - | - |
| 641213 | 001 | 7105 | SODA ASH | - | - | - | - | - | - | - | - | - | - |
| 641214 | 001 | 7105 | W&E CHEMICALS | - | - | - | - | - | - | - | - | - | - |
| 642200 | 001 | 7105 | LABORATORY EXPENSE | 2,252.91 | 2,240.81 | 1,026.73 | 1,330.99 | 1,714.54 | 525.00 | 1,073.91 | 1,729.14 | 1,402.33 | 656.00 |
| 642205 | 001 | 7105 | LAB EXPENSE: OUTSIDE TESTING | 1,205.80 | 2,365.80 | 3,284.40 | 3,560.80 | 1,835.40 | 473.60 | 3,705.20 | 3,961.80 | 1,394.20 | 2,074.00 |
| 652220 | 001 | 7105 | MAINT PROC EQUIP:SCADA & OTHER | 860.60 | 760.84 | 843.64 | 1,035.50 | 897.45 | 1,433.19 | 3,581.32 | 4,818.01 | 1,794.76 | 2,072.83 |
| 652201 | 001 | 7105 | MAINT PROC EQ:TP SLUDGE REMOVE | - | - | - | - | - | - | - | - | - | - |
| | | | | 190,295.71 | 177,945.39 | 201,356.57 | 182,745.80 | 181,421.49 | 179,728.04 | 226,855.95 | 145,289.80 | 228,631.16 | 193,476.22 |
| <u>Transmission & Distribution Expenses</u> | | | | | | | | | | | | | |
| 660000 | 001 | 7106 | SUPERINTENDENCE: OPERATIONS | - | - | - | - | - | - | - | - | - | - |
| 660001 | 001 | 7106 | BENEFITS: OPERATIONS MANAGER | - | - | - | - | - | - | - | - | - | - |
| 662003 | 001 | 7106 | MISC GENERAL EXP: OPERATIONS | - | - | - | - | - | - | - | - | - | - |
| 662004 | 001 | 7106 | MISC: T&D MATERIAL & SUPPLY | - | - | - | - | - | - | - | - | - | - |
| 663100 | 001 | 7106 | METER OPERATING LABOR & EXP | 9,960.25 | 9,124.36 | 6,985.19 | 9,671.89 | 10,674.99 | 11,369.10 | 14,475.50 | 17,360.26 | 18,611.22 | 24,815.58 |
| 663101 | 001 | 7106 | MOLE: METER REMOVAL | 94.53 | 207.19 | 189.07 | 1,596.47 | 1,690.44 | 493.96 | 330.93 | 228.81 | 535.25 | 1,489.04 |
| 664200 | 001 | 7106 | OTHER EXPENSE ON CUST PREMISIS | 30.04 | 155.82 | 2,032.81 | 97.63 | - | 97.63 | 67.59 | 3,484.56 | 658.79 | 668.39 |
| 665100 | 001 | 7106 | SMALL TOOL EXPENSE: NC | - | - | - | - | - | - | - | - | - | - |
| 665250 | 001 | 7106 | TRANS/EXP: MISCELLANEOUS | - | - | - | - | - | - | - | - | - | - |
| 665400 | 001 | 7106 | GASOLINE | - | - | - | - | - | - | - | - | - | - |
| 673001 | 001 | 7106 | MAINT MAINS: REPAIRS | 30,333.38 | 13,706.31 | 5,243.04 | 60,371.26 | 6,901.91 | 20,265.44 | 6,631.01 | 7,910.47 | 18,747.44 | 15,229.22 |
| 673002 | 001 | 7106 | MAINT MAINS: GATE PROGRAM | 1,019.65 | 5,531.06 | 5,832.47 | 9,709.10 | 2,090.58 | 4,398.96 | 4,363.85 | 3,730.90 | 826.59 | 5,759.70 |
| 673003 | 001 | 7106 | MAINT MAINS: FLUSHING | 1,069.43 | 856.17 | 1,004.70 | 34,564.68 | 21,457.40 | 1,649.66 | 715.31 | 31,324.43 | 287.94 | 18,725.48 |
| 673004 | 001 | 7106 | MAINT GATES: INSPECTION | 5,261.22 | 2,832.69 | 253.48 | 717.60 | 952.68 | 1,891.71 | 1,500.01 | 916.30 | - | 904.07 |
| 673005 | 001 | 7106 | MAINT MAINS: WESCO MASTER METER VAULT | 14.89 | 14.89 | 14.89 | 14.89 | 14.89 | 14.89 | 14.89 | 15.71 | 16.21 | 16.21 |
| 675000 | 001 | 7106 | MAINTENANCE: SERVICES | 31,521.02 | 10,652.51 | 10,121.82 | 6,040.18 | 16,504.72 | 35,770.61 | 16,073.89 | 29,404.04 | 41,692.00 | 19,955.35 |
| 676000 | 001 | 7106 | MAINTENANCE: METERS | 1,486.17 | 900.08 | 1,208.48 | 778.11 | 1,115.17 | 1,116.92 | 509.36 | 804.80 | 268.31 | 1,563.47 |
| 677000 | 001 | 7106 | MAINTENANCE: HYDRANTS | 10,394.57 | 9,280.42 | 12,144.88 | 5,061.69 | 1,913.59 | 1,616.60 | 1,165.74 | 1,569.62 | 2,703.64 | 1,808.39 |
| 677001 | 001 | 7106 | MAINTENANCE: HYDRANTS-REPAIRS | - | - | 37.50 | 63.68 | - | - | - | 120.00 | - | - |
| 677002 | 001 | 7106 | MAINTENANCE: HYDRANTS-PAINTING | - | - | - | - | - | 3,648.59 | 2,987.63 | 939.66 | - | - |
| 677003 | 001 | 7106 | MAINTENANCE: HYDRANTS-INSPECTN | 172.64 | - | 4,519.79 | 4,294.79 | 123.50 | 2,806.44 | 1,770.55 | 1,448.05 | 2,941.71 | 1,119.62 |
| 678000 | 001 | 7106 | MONITOR CONTRACTORS MARKING | 4,264.28 | 3,510.20 | 3,642.53 | 6,310.02 | 6,118.53 | 6,467.51 | 5,441.94 | 5,821.87 | 5,175.67 | 4,262.07 |
| | | | | 95,622.07 | 56,771.70 | 53,230.65 | 139,291.99 | 69,558.40 | 91,608.02 | 56,048.20 | 105,079.48 | 92,464.77 | 96,316.59 |
| <u>Customer Accounts & Collection Expenses</u> | | | | | | | | | | | | | |
| 902000 | 001 | 7108 | CUSTOMER ORDS: COLLECTIONS | 92.10 | 759.82 | (851.92) | - | 7.50 | - | - | 226.77 | (234.27) | - |
| 903000 | 001 | 7108 | CUSTOMER ORDS: COLLECTIONS | 22.00 | 159.50 | 3,283.38 | 728.74 | 1,750.13 | 2,615.72 | 2,388.94 | 1,700.12 | 3,012.92 | 2,938.78 |
| 902001 | 001 | 7108 | METER READING | 1,726.44 | 2,853.86 | 2,541.91 | 3,419.78 | 1,457.59 | 3,532.57 | 1,650.61 | 1,918.69 | 3,433.43 | 1,687.70 |
| 902098 | 001 | 7108 | METER READING: TRANSFERS | 1,291.16 | 1,278.33 | 1,325.90 | 1,383.02 | 1,821.74 | 2,221.55 | 2,190.65 | 2,678.34 | 2,238.77 | 2,010.64 |
| 902099 | 001 | 7108 | METER READING: EXCEPTIONS | 541.88 | 854.33 | 388.34 | 101.82 | 435.17 | 296.71 | 404.53 | 757.97 | 203.66 | 635.16 |
| 902100 | 001 | 7108 | BILLING & ACCOUNTING | - | - | - | - | - | - | - | - | - | - |
| 903100 | 001 | 7108 | BILLING & ACCOUNTING | 7,695.29 | 5,751.89 | 8,245.67 | 3,588.72 | 7,565.53 | 7,522.78 | 7,582.66 | 7,228.70 | 5,864.29 | 8,582.51 |
| 902400 | 001 | 7108 | WATER BAN | - | - | - | - | 1,186.63 | 730.29 | 8,633.30 | 1,122.88 | - | - |
| 904000 | 001 | 7108 | UNCOLLECTABLE ACCOUNTS | 2,656.36 | 1,251.60 | 1,331.84 | 2,753.13 | 1,559.31 | 6,260.72 | 3,011.54 | 1,828.54 | 700.79 | 992.30 |
| | | | | 14,025.23 | 12,909.33 | 16,265.12 | 11,975.21 | 15,783.60 | 23,180.34 | 25,862.23 | 17,462.01 | 15,219.59 | 16,847.09 |
| <u>Administrative and General Expense</u> | | | | | | | | | | | | | |
| 921000 | 001 | 7109 | OFFICE SUPPLIES & EXPENSE | 42.72 | 62.35 | 52.05 | 42.95 | 67.10 | 170.65 | 48.40 | 40.20 | 76.10 | 179.60 |
| 921160 | 001 | 7109 | OFFICE SUP & EXP: PHONE-NC | 530.34 | 517.71 | 524.17 | 523.75 | 523.75 | 523.76 | 524.47 | 526.76 | 526.76 | 526.77 |
| 923000 | 001 | 7109 | OUTSIDE SERVICES | 46.00 | 1,752.80 | 910.97 | 2,371.86 | 4,099.12 | 3,671.50 | 6,916.50 | 298.00 | 425.00 | 173.00 |
| 924000 | 001 | 7109 | INSURANCE EXPENSE | 8,514.20 | 8,976.04 | 8,745.12 | 8,753.47 | 8,753.47 | 8,753.47 | 8,753.47 | 8,753.47 | 8,753.47 | 8,753.45 |
| 928000 | 001 | 7109 | REGULATORY COMMISSION EXPENSE | 2,487.33 | 2,487.33 | 2,487.33 | 2,487.34 | 2,487.34 | 2,487.33 | 2,487.33 | 2,487.33 | 2,487.33 | 2,058.34 |

| | | | | | | | | | | | | | |
|--------|-----|-----------|---|--------------------|-------------------|---------------------|--------------------|-------------------|-------------------|---------------------|-------------------|-------------------|--------------------|
| 930102 | 001 | 7109 | LICENSING FEES | 959.17 | 959.17 | 959.17 | 959.17 | 959.17 | 959.13 | 961.67 | 961.67 | 961.67 | 961.67 |
| 930200 | 001 | 7109 | PUBLIC RELATIONS | 953.69 | - | 475.79 | 10.47 | 1,292.98 | 1,008.64 | 7.34 | - | - | 216.00 |
| 930300 | 001 | 7109 | MEALS | - | - | - | - | - | - | - | - | - | - |
| 930400 | 001 | 7109 | MISCELLANEOUS GENERAL EXPENSE | - | 101.00 | - | - | - | (479.26) | 2.50 | - | (0.01) | - |
| 930401 | 001 | 7109 | MISC GEN EXP:UNREALIZED ACQUIS | - | - | - | - | - | - | - | - | - | - |
| 930410 | 001 | 7109 | CHARITABLE CONTRIBUTIONS | - | - | - | - | - | - | - | - | - | - |
| 950500 | 001 | 7109 | MAINTENANCE:COMPUTER EQUIPMENT | - | - | - | - | - | - | - | - | - | - |
| | | | | 13,533.45 | 14,856.40 | 14,154.60 | 15,149.01 | 18,182.93 | 17,095.22 | 19,701.68 | 13,067.43 | 13,230.32 | 12,868.83 |
| | | | Inter Div Management Fee | | | | | | | | | | |
| 930500 | 001 | 7100 | INTERCOMPANY MGMT FEE: PCP | 4,740.00 | 4,818.00 | 5,935.00 | 4,763.00 | 5,159.00 | 4,929.00 | 4,784.00 | 4,998.00 | 4,188.00 | 4,390.00 |
| 930510 | 001 | 7100 | INTERCO MGMT FEE: PWW | 168,733.00 | 139,458.00 | 288,030.00 | 203,259.00 | 198,601.00 | 179,188.00 | 189,984.00 | 191,362.00 | 178,415.00 | 201,559.00 |
| 930520 | 001 | 7100 | INTERCO MGT:INSIDE GEN COUNSEL | - | - | - | - | - | - | - | - | - | - |
| | | | Total Operating Expenses | 486,949.46 | 406,758.82 | 578,971.94 | 557,184.01 | 488,706.42 | 495,728.62 | 523,236.06 | 477,258.72 | 532,148.84 | 525,457.73 |
| | | | Depreciation Expense | | | | | | | | | | |
| 403000 | 001 | 7100 | DEPRECIATION EXPENSE | 126,543.05 | 126,611.89 | 126,742.90 | 126,918.03 | 127,027.58 | 127,185.98 | 128,326.50 | 133,802.26 | 127,274.86 | 127,809.04 |
| 406100 | 001 | 7100 | AMORT OF ACQUISTION ADJUSTMENT | (14,202.44) | (14,202.44) | (14,202.44) | (14,167.87) | (14,167.87) | (14,167.87) | (14,167.87) | (14,167.87) | (14,167.88) | (14,166.71) |
| 406101 | 001 | 7100 | AMORT OF WESCO ACQ ADJ | (9.59) | (9.59) | (9.59) | (9.59) | (9.59) | (9.59) | (9.59) | (9.59) | (9.59) | (9.59) |
| 406102 | 001 | 7100 | AMORT OF CASTLE REACH ACQ ADJ | (474.67) | (474.66) | (474.67) | (474.66) | (474.67) | (474.66) | (474.67) | (474.66) | (474.67) | (474.66) |
| 406103 | 001 | 7100 | AMORT OF WHITE ROCK ACQ ADJ | (529.61) | (529.61) | (529.61) | (529.61) | (529.61) | (529.61) | (529.59) | (529.60) | (529.59) | (529.60) |
| 406104 | 001 | 7100 | AMORT OF LAMPLIGHTER ACQ ADJ | (942.85) | (482.28) | (471.32) | (471.32) | (471.32) | (471.32) | (471.32) | (471.32) | (471.32) | (471.32) |
| 406105 | 001 | 7100 | AMORT FLETCHERS CORNER ACQ ADJ | (1,177.05) | (562.86) | (548.34) | (548.34) | (548.34) | (548.34) | (548.34) | (548.34) | (548.34) | (548.34) |
| | | | | 109,206.84 | 110,350.45 | 110,506.93 | 110,716.64 | 110,826.18 | 110,984.59 | 112,125.12 | 117,600.88 | 111,073.47 | 111,608.82 |
| | | | Amortization Expense: CIAC | | | | | | | | | | |
| 405300 | 001 | 7000:7100 | AMORTIZATION EXPENSE: CIAC | (34,297.84) | (34,310.47) | (34,601.38) | (34,796.61) | (34,863.18) | (34,927.61) | (35,962.90) | (41,418.32) | (35,935.68) | (35,957.18) |
| | | | Amortization Expense | | | | | | | | | | |
| 407320 | 001 | 7100 | AMORT EXP - DEFERRED CHARGES | 9,962.84 | 9,962.85 | 9,962.87 | 9,962.83 | 10,013.74 | 9,983.84 | 9,983.81 | 9,983.82 | 9,983.84 | 9,983.80 |
| 407100 | 001 | 7100 | AMORT: ACQUISITION PREMIUM | 17,389.93 | 17,811.71 | 17,811.62 | 17,811.63 | 17,811.71 | 17,811.62 | 17,811.71 | 17,811.63 | 17,811.71 | 17,811.62 |
| | | | Taxes Other than Income Tax | | | | | | | | | | |
| 408110 | 001 | 7000:7100 | LOCAL PROPERTY TAXES | 94,858.43 | 94,858.43 | 94,858.40 | 94,858.43 | 93,241.41 | 93,412.25 | 93,412.25 | 93,412.25 | 91,883.85 | 104,997.24 |
| 408130 | 001 | 7000:7100 | NH BET TAXES | - | - | - | - | - | - | - | - | - | - |
| 414000 | 001 | 7100 | GAIN FROM FORGIVENESS SRF DEBT | (1,884.44) | (1,884.44) | (1,884.44) | (1,884.44) | (1,884.44) | (1,884.44) | (2,059.04) | (2,059.04) | (2,059.04) | (2,059.04) |
| | | | Income Tax | | | | | | | | | | |
| 409102 | 001 | 7100 | PROV/FED INC TAX/CURRENT | (17,309.21) | (2,900.31) | 55,753.54 | (31,829.17) | (1,840.43) | 13,668.39 | 221,137.46 | 40,951.53 | 12,312.58 | (13,413.41) |
| 409113 | 001 | 7100 | PROVS FOR NH BUS PRFTS TAX CUR | (7,070.10) | (1,184.66) | 22,773.03 | (13,042.52) | (731.12) | 5,429.84 | 87,848.03 | 16,268.21 | 4,891.24 | (5,328.55) |
| 410102 | 001 | 7100 | PROV FEDL INCOME TAX DEFERRED | - | - | - | - | - | - | - | - | - | - |
| 410113 | 001 | 7100 | PROV NH INCOME TAX DEFERRED | - | - | - | - | - | - | - | - | - | - |
| | | | | (24,379.31) | (4,084.97) | 78,526.57 | (44,871.69) | (2,571.55) | 19,098.23 | 308,985.49 | 57,219.74 | 17,203.82 | (18,741.96) |
| | | | Total Operating Deducts | 657,805.91 | 599,462.38 | 854,152.51 | 708,980.80 | 681,280.29 | 710,207.10 | 1,027,532.50 | 729,809.68 | 742,110.81 | 713,101.03 |
| | | | Net Operating Income | (11,528.30) | (7,029.34) | (205,259.63) | (56,406.16) | 9,133.21 | 77,562.07 | (73,658.87) | 203,975.07 | 89,937.58 | 14,341.42 |
| | | | Non-Operating Revenue Deductions | | | | | | | | | | |
| 421000 | 001 | 7100 | MISC NON-OPERATING INCOME(EXP) | (17,435.86) | - | - | - | - | - | - | - | - | - |
| 426001 | 001 | 7100 | MISCELLANEOUS NON-UTILITY EXP | - | - | - | - | - | - | - | - | - | - |
| 420000 | 001 | 7100 | AFUDC-INTEREST(DEBT) COMPONENT | (252.00) | (281.00) | (373.00) | (627.00) | (717.00) | (1,014.00) | (1,052.00) | (1,335.00) | (1,335.00) | 6,986.00 |
| 420100 | 001 | 7100 | AFUDC - EQUITY COMPONENT | (38.00) | (38.00) | (46.00) | (78.00) | (80.00) | (113.00) | (117.00) | (132.00) | (132.00) | 774.00 |

| | | | Interest Expense | | | | | | | | | | |
|--------|-----|-----------|------------------------------------|--------------------|---------------------|---------------------|---------------------|---------------------|---------------------|---------------------|---------------------|---------------------|---------------------|
| 427300 | 001 | 7000:7100 | INTEREST EXP: BONDS & NOTES | 61,414.36 | 54,316.75 | (23,891.60) | 73,572.83 | 42,483.26 | 55,846.98 | 55,633.40 | 57,452.28 | 58,714.00 | 58,481.99 |
| 427200 | 001 | 7000:7100 | LINE OF CREDIT INTEREST | 2,931.74 | 1,025.19 | 2,180.99 | (78.30) | 18,956.41 | 6,801.33 | 7,221.12 | 2,743.20 | 2,871.01 | 2,956.72 |
| 428000 | 001 | 7100 | AMORTIZATION OF DEBT EXPENSE | 1,941.59 | 1,941.59 | 1,941.59 | 1,941.59 | 1,941.59 | 1,941.59 | 1,941.59 | 1,954.17 | 1,954.17 | 2,087.94 |
| 419000 | 001 | 7100 | INTEREST INCOME | - | - | - | - | - | - | - | - | - | - |
| 427115 | 001 | 7100 | INTERCOMPANY INTEREST | 22,415.42 | 22,047.51 | 22,151.94 | 22,846.11 | 23,162.57 | 23,940.07 | 23,467.84 | 22,374.19 | 21,422.99 | 18,548.75 |
| 427500 | 001 | 7100 | INTEREST - OTHER | - | - | - | - | - | - | - | - | - | - |
| | | | Total Interest | 88,703.11 | 79,331.04 | 2,382.92 | 98,282.23 | 86,543.83 | 88,529.97 | 88,263.95 | 84,523.84 | 84,962.17 | 82,075.40 |
| | | | Net Income Before Dividends | (82,505.55) | (86,041.38) | (207,223.55) | (153,983.39) | (76,613.62) | (9,840.90) | (160,753.82) | 120,918.23 | 6,442.41 | (75,493.98) |
| | | | Net Income (Or Loss) - YTD | (82,505.55) | (168,546.93) | (375,770.48) | (529,753.87) | (606,367.49) | (616,208.39) | (776,962.21) | (656,043.98) | (649,601.57) | (725,095.55) |
| | | | Net Income (Or Loss) - MTD | (82,505.55) | (86,041.38) | (207,223.55) | (153,983.39) | (76,613.62) | (9,840.90) | (160,753.82) | 120,918.23 | 6,442.41 | (75,493.98) |

| | 11 | 12 | 12 |
|--|---------------------|---------------------|-----------------------|
| | Nov-19 | Dec-19 | Total |
| | (15,244.62) | (15,115.84) | (181,603) |
| | (77,192.43) | (77,192.43) | (926,309) |
| | 77,192.43 | 77,192.43 | 926,309 |
| | (611,468.19) | (497,498.44) | (7,201,673) |
| | (46,869.72) | (46,504.61) | (479,696) |
| | 161,509.00 | (48,734.00) | (20,031) |
| | 46,869.72 | 46,504.61 | 479,864 |
| | - | - | - |
| | - | - | - |
| | - | (106,881.00) | (106,881) |
| | (107,294.61) | (107,283.23) | (1,278,880) |
| | (572,498.42) | (775,512.51) | (8,788,899.99) |
| | (2,686.00) | (2,881.00) | (30,188) |
| | 575,184.42 | 778,393.51 | 8,819,087.99 |
| | - | 4,239.40 | 29,889 |
| | 19,498.82 | 21,384.16 | 248,819 |
| | 27,991.64 | 23,704.84 | 310,309 |
| | 826.76 | 815.05 | 10,556 |
| | 1,594.67 | 2,872.67 | 39,158 |
| | 4,770.96 | 3,939.63 | 54,627 |
| | 1,301.42 | 970.72 | 13,161 |
| | 5,072.75 | 5,072.75 | 78,903 |
| | 255.96 | 176.91 | 4,436 |
| | 448.95 | 436.70 | 4,731 |
| | 5,032.86 | 5,032.86 | 69,288 |
| | 3,697.69 | 3,141.47 | 47,577 |
| | 2,430.43 | 2,241.05 | 52,186 |
| | 5,152.46 | 6,768.38 | 68,409 |
| | 605.00 | - | 15,889 |
| | - | - | - |
| | - | - | - |
| | 2,171.31 | 2,047.63 | 25,018 |
| | 1,345.81 | 1,471.72 | 18,818 |
| | 370.00 | 492.81 | 5,227 |
| | 728.20 | 668.62 | 7,204 |
| | 458.59 | 711.55 | 8,587 |
| | 105.91 | 112.28 | 1,808 |
| | 537.17 | 577.54 | 5,999 |
| | 4,086.96 | 3,935.86 | 45,725 |
| | 448.01 | 567.34 | 4,175 |
| | 733.91 | 907.80 | 7,684 |
| | 656.58 | 849.78 | 7,751 |
| | 456.47 | 579.13 | 5,429 |
| | 783.69 | 1,237.42 | 12,139 |
| | - | - | - |
| | 547.63 | 735.44 | 7,258 |

| | | |
|-----------|-----------|----------------|
| 141.96 | 301.61 | 2,495 |
| 328.95 | 328.25 | 2,999 |
| 889.35 | 940.14 | 7,920 |
| 838.32 | 1,007.29 | 9,629 |
| 1,173.30 | 1,144.18 | 12,970 |
| 54.94 | 48.18 | 597 |
| 58.45 | 57.32 | 607 |
| 415.39 | 441.96 | 5,828 |
| 1,162.48 | 1,038.70 | 16,222 |
| 133.69 | 276.96 | 2,501 |
| 256.39 | 328.89 | 2,997 |
| 722.84 | 1,011.74 | 8,699 |
| - | - | - |
| 480.19 | 560.03 | 6,546 |
| 152.51 | 170.53 | 1,683 |
| 334.02 | 449.24 | 4,553 |
| 1,408.14 | 551.79 | 12,346 |
| 586.80 | 737.84 | 8,954 |
| - | - | - |
| 520.53 | 640.47 | 5,755 |
| 302.10 | 326.30 | 3,109 |
| 294.84 | 379.71 | 3,793 |
| 1,868.37 | 2,413.00 | 23,572 |
| - | - | - |
| 294.28 | 521.09 | 4,797 |
| 426.96 | 437.33 | 4,190 |
| 345.65 | 442.47 | 3,628 |
| 317.29 | 403.55 | 3,966 |
| 129.65 | 318.83 | 2,448 |
| 794.97 | 962.76 | 6,962 |
| 387.20 | 502.77 | 5,009 |
| - | - | - |
| - | - | - |
| - | - | 4,334 |
| 1,216.01 | 1,216.01 | 11,049 |
| 2,324.50 | 273.84 | 11,812 |
| - | - | - |
| - | - | - |
| 1,118.87 | - | 20,164 |
| - | - | - |
| 73.73 | 73.69 | 872 |
| 2,007.96 | 20,252.35 | 37,445 |
| 35,235.22 | 36,356.43 | 592,643 |
| 3,456.52 | 1,915.38 | 26,812 |
| - | - | - |
| - | - | - |
| 400.00 | 400.00 | 5,882 |
| - | - | - |
| - | - | - |
| 104.50 | 310.01 | 3,378 |
| - | - | - |
| 72.04 | 36.02 | 463 |
| - | - | - |
| - | - | - |
| 806.30 | 13.03 | 49,083 |
| 37.26 | 18.63 | 503 |

| | | |
|-------------------|-------------------|---------------------|
| 137.17 | - | 686 |
| 1,378.71 | 38.86 | 8,240 |
| 668.64 | 3,150.62 | 25,393 |
| - | - | - |
| - | - | - |
| - | - | - |
| 1,204.60 | 1,563.82 | 16,721 |
| 5,210.60 | 5,258.40 | 34,330 |
| 1,112.02 | 2,646.19 | 21,856 |
| - | - | - |
| 163,494.82 | 185,957.72 | 2,257,198.67 |

| | | |
|------------------|------------------|---------------------|
| - | - | - |
| - | - | - |
| - | - | - |
| - | - | - |
| 12,897.51 | 8,678.16 | 154,624 |
| 1,015.99 | 881.63 | 8,753 |
| 270.36 | 142.69 | 7,706 |
| - | - | - |
| - | - | - |
| 17,727.60 | 8,264.41 | 211,331 |
| 5,893.99 | 2,097.79 | 51,255 |
| 4,424.43 | 2,107.09 | 118,187 |
| 9,726.23 | 2,675.76 | 27,632 |
| 65.25 | 215.66 | 433 |
| 31,324.10 | 15,238.73 | 264,299 |
| 639.10 | 205.33 | 10,595 |
| 2,449.20 | 12,246.96 | 62,355 |
| - | 15.00 | 236 |
| - | 120.00 | 7,696 |
| 3,179.49 | 2,110.27 | 24,487 |
| 3,887.54 | 1,738.64 | 56,641 |
| 93,500.79 | 56,738.12 | 1,006,230.78 |

| | | |
|------------------|------------------|-------------------|
| - | - | 0 |
| 1,690.17 | 1,498.06 | 21,788 |
| 2,242.01 | 3,070.30 | 29,535 |
| 2,633.67 | 1,809.94 | 22,884 |
| 514.98 | 549.07 | 5,684 |
| - | - | - |
| 6,762.39 | 11,662.68 | 88,053 |
| - | - | 11,673 |
| 1,723.22 | 1,031.33 | 25,101 |
| 15,566.44 | 19,621.38 | 204,717.57 |

| | | |
|----------|----------|---------|
| 70.75 | 142.55 | 995 |
| 526.77 | 527.27 | 6,302 |
| 2,578.00 | 16.87 | 23,260 |
| 8,753.45 | 8,754.90 | 105,018 |
| 2,842.34 | 2,842.33 | 30,129 |

| | | |
|--------------------|--------------------|-------------------|
| 961.67 | 961.67 | 11,525 |
| 515.81 | 122.86 | 4,604 |
| - | - | - |
| 4.25 | - | (372) |
| - | - | - |
| - | - | - |
| - | - | - |
| 16,253.04 | 13,368.45 | 181,461.36 |
| 4,531.00 | 5,124.00 | 58,359 |
| 185,416.00 | 214,897.00 | 2,338,902 |
| - | - | - |
| - | - | - |
| 478,762.09 | 495,706.67 | 5,842,152 |
| - | - | - |
| - | - | - |
| 133,307.58 | 137,670.06 | 1,549,220 |
| (14,166.72) | (14,166.71) | (170,115) |
| (9.59) | (9.59) | (115) |
| (474.67) | (474.66) | (5,696) |
| (529.59) | (529.60) | (6,355) |
| (471.32) | (471.33) | (6,138) |
| (548.34) | (548.34) | (7,223) |
| 117,107.35 | 121,469.83 | 1,353,577 |
| (36,008.39) | (38,155.71) | (431,235) |
| 17,672.06 | 9,983.83 | 127,440 |
| 17,811.62 | 17,811.71 | 213,318 |
| 105,460.52 | 118,790.63 | 1,174,044 |
| - | 3,775.00 | 3,775 |
| (2,059.04) | (2,059.04) | (23,661) |
| (33,234.71) | (110,827.26) | 132,469 |
| (13,202.67) | (62,237.15) | 34,414 |
| - | 192,832.00 | 192,832 |
| - | 55,645.00 | 55,645 |
| (46,437.38) | 75,412.59 | 415,359.58 |
| 652,308.83 | 802,735.51 | 8,875,712 |
| (77,124.41) | (24,342.00) | (60,399) |
| - | - | (17,436) |
| - | - | - |
| - | - | - |
| - | - | - |

| | | |
|----------------------------|----------------------------|---------------------|
| 58,936.70 | 50,276.46 | 603,237 |
| 2,728.05 | 3,235.92 | 53,573 |
| 2,087.94 | 2,087.94 | 23,763 |
| - | - | - |
| 16,787.63 | 17,102.30 | 256,267 |
| - | - | - |
| 80,540.32 | 72,702.62 | 936,841.40 |
| (157,664.73) | (97,044.62) | (979,804.90) |
| <u>(882,760.28)</u> | <u>(979,804.90)</u> | |
| <u>(157,664.73)</u> | <u>(97,044.62)</u> | |

| | | Pittsfield Aqueduct | | | | | | | | |
|--|--------------------------------|----------------------|---------------------|---------------------|---------------------|---------------------|---------------------|---------------------|---------------------|---------------------|
| | | Balance | | | | | | | | |
| | | For the Year Ended D | | | | | | | | |
| | | 1 | 2 | 3 | 4 | 5 | 6 | 7 | 8 | |
| | | Dec-18 | Jan-19 | Feb-19 | Mar-19 | Apr-19 | May-19 | Jun-19 | Jul-19 | Aug-19 |
| Assets | | | | | | | | | | |
| <u>Land</u> | | | | | | | | | | |
| 303100 | LAND | 44,180.00 | 44,180.00 | 44,180.00 | 44,180.00 | 44,180.00 | 44,180.00 | 44,180.00 | 44,180.00 | 44,180.00 |
| 303300 | EASEMENTS - PITTSFIELD | 16,153.19 | 16,153.19 | 16,153.19 | 16,153.19 | 16,153.19 | 16,153.19 | 16,153.19 | 16,153.19 | 16,153.19 |
| | | 60,333.19 | 60,333.19 | 60,333.19 | 60,333.19 | 60,333.19 | 60,333.19 | 60,333.19 | 60,333.19 | 60,333.19 |
| <u>Structures</u> | | | | | | | | | | |
| 304100 | SOURCE OF SUPPLY STRUCTURES | 71,250.05 | 71,250.05 | 71,250.05 | 71,250.05 | 71,250.05 | 71,250.05 | 71,250.05 | 71,250.05 | 71,250.05 |
| 304700 | GENERAL & MISC STRUCTURES | 1,080.00 | 1,080.00 | 1,080.00 | 1,080.00 | 1,080.00 | 1,080.00 | 1,080.00 | 1,080.00 | 1,080.00 |
| 304800 | WATER TREATMENT STRUCTURES | 935,239.12 | 935,239.12 | 935,239.12 | 935,239.12 | 935,239.12 | 935,239.12 | 935,239.12 | 935,239.12 | 935,239.12 |
| 305000 | RESERVOIRS & DAMS | 137,331.46 | 137,331.46 | 137,331.46 | 137,331.46 | 137,331.46 | 137,331.46 | 137,331.46 | 137,331.46 | 137,331.46 |
| 306000 | LAKE, RIVER & OTHER INTAKE-PAC | 38,270.60 | 38,270.60 | 38,270.60 | 38,270.60 | 38,270.60 | 38,270.60 | 38,270.60 | 38,270.60 | 38,270.60 |
| | | - | - | - | - | - | - | - | - | - |
| 309000 | SUPPLY MAINS: PITTSFIELD | 309,352.72 | 309,352.72 | 309,352.72 | 309,352.72 | 309,352.72 | 309,352.72 | 309,352.72 | 309,352.72 | 309,352.72 |
| | | 1,492,523.95 | 1,492,523.95 | 1,492,523.95 | 1,492,523.95 | 1,492,523.95 | 1,492,523.95 | 1,492,523.95 | 1,492,523.95 | 1,492,523.95 |
| <u>Equipment</u> | | | | | | | | | | |
| 310000 | POWER GENERATED EQUIP: PAC | 55,407.06 | 55,407.06 | 55,407.06 | 55,407.06 | 55,407.06 | 55,407.06 | 55,407.06 | 55,407.06 | 55,407.06 |
| 311200 | ELECTRIC PUMPING EQUIPMENT | 1,651.09 | 1,651.09 | 1,651.09 | 1,651.09 | 1,651.09 | 1,651.09 | 1,651.09 | 1,651.09 | 1,651.09 |
| 311210 | PUMPING EQUIP: PUMPS - PAC | 14,105.04 | 14,105.04 | 14,105.04 | 14,105.04 | 14,105.04 | 14,105.04 | 14,105.04 | 15,425.94 | 15,425.94 |
| | | - | - | - | - | - | - | - | - | - |
| 320000 | PURIFICATION SYSTEM EQUIPMENT | - | - | - | - | - | - | - | - | - |
| 320200 | WATER TREATMENT EQUIPMENT: PAC | 17,042.89 | 17,042.89 | 17,042.89 | 17,042.89 | 17,042.89 | 17,042.89 | 17,042.89 | 17,042.89 | 17,042.89 |
| 320310 | WTP EQUIPMENT: MEDIA - PAC | 41,963.48 | 41,963.48 | 41,963.48 | 41,963.48 | 41,963.48 | 41,963.48 | 41,963.48 | 41,963.48 | 41,963.48 |
| | | 130,169.56 | 130,169.56 | 130,169.56 | 130,169.56 | 130,169.56 | 130,169.56 | 130,169.56 | 131,490.46 | 131,490.46 |
| <u>Transmission & Distribution</u> | | | | | | | | | | |
| 331000 | PAVEMENTS - GENERAL | 5,000.00 | 5,000.00 | 5,000.00 | 5,000.00 | 5,000.00 | 5,000.00 | 5,000.00 | 5,000.00 | 5,000.00 |
| 331001 | PAVEMENTS - TRANS MAINS | 2,003.77 | 2,003.77 | 2,003.77 | 2,003.77 | 2,003.77 | 2,003.77 | 2,003.77 | 2,003.77 | 2,003.77 |
| 331002 | PAVEMENTS - DIST MAINS | 124,788.30 | 124,788.30 | 124,788.30 | 124,788.30 | 124,788.30 | 124,788.30 | 124,788.30 | 124,788.30 | 124,788.30 |
| 331003 | PAVEMENTS - GATE VALVES | 2,833.21 | 2,833.21 | 2,833.21 | 2,833.21 | 2,833.21 | 2,833.21 | 2,833.21 | 2,833.21 | 2,833.21 |
| 331100 | MAINS: 6" & LARGER | 641,868.45 | 641,868.45 | 641,868.45 | 641,868.45 | 641,868.45 | 641,868.45 | 641,868.45 | 641,868.45 | 641,868.45 |
| 331150 | DEVEL INSTAL MAINS-6" & LARGER | 316,734.00 | 316,734.00 | 316,734.00 | 316,734.00 | 316,734.00 | 316,734.00 | 316,734.00 | 316,734.00 | 316,734.00 |
| 331200 | MAINS: 4" & UNDER | 216.00 | 216.00 | 216.00 | 216.00 | 216.00 | 216.00 | 216.00 | 216.00 | 216.00 |
| 331250 | GATES: 4" & UNDER | 9,998.74 | 9,998.74 | 9,998.74 | 9,998.74 | 9,998.74 | 9,998.74 | 9,998.74 | 9,998.74 | 9,998.74 |
| 331251 | GATES: 6" & LARGER | 54,829.76 | 54,829.76 | 54,829.76 | 54,829.76 | 54,829.76 | 54,829.76 | 54,829.76 | 54,829.76 | 54,829.76 |
| 331252 | GATES: UNKNOWN SIZE | 284.49 | 284.49 | 284.49 | 284.49 | 284.49 | 284.49 | 284.49 | 284.49 | 284.49 |
| 331300 | DEVEL INSTAL MAINS: 4" & UNDER | - | - | - | - | - | - | - | - | - |
| 331400 | MAINS: UNKNOWN SIZE | 1,018,899.48 | 1,018,899.48 | 1,018,899.48 | 1,018,899.48 | 1,018,899.48 | 1,018,899.48 | 1,018,899.48 | 1,018,899.48 | 1,018,899.48 |
| 331401 | DEVEL INSTAL MAINS:UNKNOWN SZ | 176,678.50 | 176,678.50 | 176,678.50 | 176,678.50 | 176,678.50 | 176,678.50 | 176,678.50 | 176,678.50 | 176,678.50 |
| 333004 | PAVING - SERVICES | 3,700.02 | 3,700.02 | 3,700.02 | 3,700.02 | 3,700.02 | 3,700.02 | 3,700.02 | 3,700.02 | 3,700.02 |
| 333100 | NEW SERVICES | 112,957.63 | 112,957.63 | 112,957.63 | 112,957.63 | 112,957.63 | 112,957.63 | 112,957.63 | 112,957.63 | 112,957.63 |
| 333200 | RENEWED SERVICES | 62,052.18 | 62,052.18 | 62,052.18 | 67,128.44 | 67,128.44 | 67,128.44 | 67,128.44 | 67,128.44 | 67,128.44 |
| 334000 | METERING EQUIPMENT | 84,925.75 | 85,000.34 | 85,000.34 | 84,805.08 | 84,805.08 | 84,805.08 | 84,103.92 | 84,178.51 | 84,178.51 |
| 334100 | RADIOS FOR METERING | 61,709.75 | 61,709.75 | 61,709.75 | 61,614.75 | 61,614.75 | 61,708.57 | 61,613.56 | 61,710.44 | 61,807.32 |
| 335000 | FIRE PROT EQUIP: HYDRANTS | 90,328.27 | 90,328.27 | 90,328.27 | 90,328.27 | 90,328.27 | 90,328.27 | 90,328.27 | 90,328.27 | 90,328.27 |
| 335005 | HYDRANTS - PAVING | 184.00 | 184.00 | 184.00 | 184.00 | 184.00 | 184.00 | 184.00 | 184.00 | 184.00 |
| 335100 | HYDRANTS: CIAC | 14,550.00 | 14,550.00 | 14,550.00 | 14,550.00 | 14,550.00 | 14,550.00 | 14,550.00 | 14,550.00 | 14,550.00 |
| 339000 | OTHER PLANT & MISC EQUIP: PAC | 1,495.00 | 1,495.00 | 1,495.00 | 1,495.00 | 1,495.00 | 1,495.00 | 1,495.00 | 1,495.00 | 1,495.00 |
| | | 2,786,037.30 | 2,786,111.89 | 2,786,111.89 | 2,790,897.89 | 2,790,897.89 | 2,790,991.71 | 2,790,195.54 | 2,790,367.01 | 2,790,463.89 |

| | | | | | | | | | | |
|--------------------------------------|--------------------------------|---------------------|---------------------|---------------------|---------------------|---------------------|---------------------|---------------------|---------------------|---------------------|
| Miscellaneous Equipment | | | | | | | | | | |
| 343000 | SHOP EQUIPMENT | 9,687.95 | 9,687.95 | 9,687.95 | 9,687.95 | 9,687.95 | 9,687.95 | 9,687.95 | 9,687.95 | 9,687.95 |
| 344000 | LABORATORY EQUIPMENT | 33,352.88 | 33,352.88 | 33,352.88 | 33,352.88 | 33,352.88 | 33,352.88 | 33,352.88 | 33,352.88 | 33,352.88 |
| 346000 | COMMUNICATION EQUIPMENT - PAC | 25,202.85 | 25,202.85 | 25,202.85 | 25,202.85 | 25,202.85 | 25,202.85 | 25,202.85 | 25,202.85 | 30,527.02 |
| 347110 | COMPUTER EQUIPMENT | 24,555.64 | 24,555.64 | 24,555.64 | 24,555.64 | 24,555.64 | 24,555.64 | 24,555.64 | 24,555.64 | 24,555.64 |
| 348000 | MISCELLANEOUS GENERAL EQUIP | 16,974.54 | 16,974.54 | 16,974.54 | 16,974.54 | 16,974.54 | 16,974.54 | 16,974.54 | 16,974.54 | 16,974.54 |
| | | 109,773.86 | 109,773.86 | 109,773.86 | 109,773.86 | 109,773.86 | 109,773.86 | 109,773.86 | 109,773.86 | 115,098.03 |
| Intangible Plant | | | | | | | | | | |
| 301000 | ORGANIZATION EXPENSE | 75,550.65 | 75,550.65 | 75,550.65 | 75,550.65 | 75,550.65 | 75,550.65 | 75,550.65 | 75,550.65 | 75,550.65 |
| | | 75,550.65 | 75,550.65 | 75,550.65 | 75,550.65 | 75,550.65 | 75,550.65 | 75,550.65 | 75,550.65 | 75,550.65 |
| | Total Plant in Service | 4,654,388.51 | 4,654,463.10 | 4,654,463.10 | 4,659,249.10 | 4,659,249.10 | 4,659,342.92 | 4,658,546.75 | 4,660,039.12 | 4,665,460.17 |
| Accumulated Depreciation | | | | | | | | | | |
| 108000 | ACCUMULATED DEPRECIATION: PAC | (1,906,047.48) | (1,914,515.50) | (1,922,983.21) | (1,931,287.55) | (1,939,761.15) | (1,948,235.21) | (1,956,137.48) | (1,964,603.82) | (1,973,098.47) |
| 108001 | ACCUM DEPREC: COST OF REM -PAC | 241,875.23 | 241,883.52 | 241,883.52 | 242,447.55 | 242,447.55 | 242,447.55 | 242,447.55 | 242,455.84 | 242,455.84 |
| 108002 | ACCUM DEPRECIATION: LOSS -PAC | 191,954.99 | 191,954.99 | 191,954.99 | 192,074.98 | 192,074.98 | 192,074.98 | 192,305.42 | 192,305.42 | 192,305.42 |
| | | 1,472,217.26 | 1,480,676.99 | 1,489,144.70 | 1,496,765.02 | 1,505,238.62 | 1,513,712.68 | 1,521,384.51 | 1,529,842.56 | 1,538,337.21 |
| | Net Plant in Service | 3,182,171.25 | 3,173,786.11 | 3,165,318.40 | 3,162,484.08 | 3,154,010.48 | 3,145,630.24 | 3,137,162.24 | 3,130,196.56 | 3,127,122.96 |
| Construction Work in Progress | | | | | | | | | | |
| 105222 | CWIP: CONTRACTOR CLEARING -PAC | 6,707.50 | 6,707.50 | 6,707.50 | 6,707.50 | 6,707.50 | 6,707.50 | 6,707.50 | 12,031.67 | 6,842.57 |
| | Total Plant | 3,188,878.75 | 3,180,493.61 | 3,172,025.90 | 3,169,191.58 | 3,160,717.98 | 3,152,337.74 | 3,143,869.74 | 3,142,228.23 | 3,133,965.53 |
| Current Assets | | | | | | | | | | |
| Cash | | | | | | | | | | |
| 131110 | PETTY CASH: PITTSFIELD/NC | - | - | - | - | - | - | - | - | - |
| 131120 | CASH: BANK OF AMERICA OPERATNG | - | - | - | - | - | - | - | - | - |
| 141000 | A/R: BILLED WATER REVENUE | 39,644.09 | 18,219.46 | 46,627.37 | 40,333.50 | 39,862.86 | 17,248.64 | 46,525.06 | 25,662.40 | 49,743.72 |
| 141400 | A/R: MISCELLANEOUS | 1,939.36 | 1,939.36 | 1,939.36 | 909.36 | - | - | - | - | - |
| 143901 | ALLOWANCE FOR DOUBTFUL ACCTS | (475.29) | (500.00) | (500.00) | (500.00) | (500.00) | (500.00) | (500.00) | (500.00) | (500.00) |
| 173150 | A/R: UNBILLED WATER REVENUE | 79,549.00 | 73,321.00 | 67,899.00 | 71,096.00 | 78,080.00 | 77,386.00 | 73,158.00 | 75,852.00 | 75,893.00 |
| 173152 | A/R UNBILLED REV: RECOUPMENT | - | - | - | - | - | - | - | - | - |
| 173154 | AR: UNBILLED REV RECOUP 2009 | - | - | - | - | - | - | - | - | - |
| Inventory & Supplies | | | | | | | | | | |
| 151100 | INVENTORY: PIPES & FITTINGS | - | - | - | - | - | - | - | - | - |
| 151101 | INVENTORY: METERS - PAC | - | - | - | - | - | - | - | - | - |
| 151700 | INVENTORY: PAC | - | - | - | - | - | - | - | - | - |
| | | - | - | - | - | - | - | - | - | - |
| Prepaid Expenses & Other | | | | | | | | | | |
| 162100 | PREPAID INSURANCE | 83.33 | 83.33 | 410.82 | 1,888.36 | 2,014.38 | 2,140.40 | 2,266.42 | 2,392.44 | 2,518.46 |
| 162300 | PREPAID PROPERTY TAXES-PAC | - | - | - | - | - | - | - | - | - |
| 162700 | PREPAID EXPENSES | 150.00 | 672.33 | 373.66 | 74.99 | 597.31 | 298.63 | 300.00 | 275.00 | 439.66 |
| 163310 | PREPAID PROPERTY TAXES | 42,523.99 | 28,349.32 | 14,174.65 | - | - | 56,608.66 | 42,451.99 | 28,295.32 | 14,138.65 |
| | | 42,757.32 | 29,104.98 | 14,959.13 | 1,963.35 | 2,611.69 | 59,047.69 | 45,018.41 | 30,962.76 | 17,096.77 |

| | | | | | | | | | | |
|-------------------------------|--|-----------------------|-----------------------|-----------------------|-----------------------|-----------------------|-----------------------|-----------------------|-----------------------|-----------------------|
| Total Current Assets | | 163,414.48 | 122,084.80 | 130,924.86 | 113,802.21 | 120,054.55 | 153,182.33 | 164,201.47 | 131,977.16 | 142,233.49 |
| Other Assets | | | | | | | | | | |
| Other Deferred Charges | | | | | | | | | | |
| 186100 | ACQUISITION PREMIUM - MARA | 1,220,574.84 | 1,217,774.67 | 1,214,906.58 | 1,212,038.51 | 1,209,170.44 | 1,206,302.36 | 1,203,434.28 | 1,200,566.20 | 1,197,698.13 |
| 186240 | SARBANES-OXLEY | - | - | - | - | - | - | - | - | - |
| 186245 | TILTON HILL ROAD MAIN BREAK | - | - | - | - | - | - | - | - | - |
| 186255 | MAIN BREAK - OCTOBER 2003 | - | - | - | - | - | - | - | - | - |
| 186260 | SOUTH MAIN LEAK RESEARCH | - | - | - | - | - | - | - | - | - |
| 186265 | ABATEMENT | 8,971.34 | 8,971.34 | 8,971.34 | 8,971.34 | 8,971.34 | 8,971.34 | 8,971.34 | - | - |
| 186300 | GRANT APPLICATION - 2008 | - | - | - | - | - | - | - | - | - |
| 186350 | LOUDON RD MAIN BREAK | - | - | - | - | - | - | - | - | - |
| 186360 | FAIRVIEW ROAD MAIN BREAK | - | - | - | - | - | - | - | - | - |
| 186380 | RATE CASE EXPENSE: 2007 | - | - | - | - | - | - | - | - | - |
| 186385 | 2010 DEFERRED RATE CASE EXP | - | - | - | - | - | - | - | - | - |
| 186390 | RATE CASE EXPENSE: 2012 | - | - | - | - | - | - | - | - | - |
| 186450 | CONCORD HILL ROAD SERVICE REPR | - | - | - | - | - | - | - | - | - |
| 186650 | EMINENT DOMAIN | 3,668.50 | 3,668.50 | 3,668.50 | 3,668.50 | 3,668.50 | 3,668.50 | 3,668.50 | 3,668.50 | 3,668.50 |
| 186675 | WEB SITE UPGRADE 2006 | - | - | - | - | - | - | - | - | - |
| 186680 | WEB-SITE UPGRADE 2011 | - | - | - | - | - | - | - | - | - |
| 186285 | BERRY POND BATHYMETRIC SURVEY | 8,247.53 | 7,990.23 | 7,732.92 | 7,475.61 | 7,218.30 | 6,962.31 | 6,704.99 | 6,447.69 | 6,190.38 |
| 186698 | BERRY POND BATHYMETRIC SURVEY | - | - | - | - | - | - | - | - | - |
| 186998 | EMINENT DOMAIN ALLOWANCE | (3,668.50) | (3,668.50) | (3,668.50) | (3,668.50) | (3,668.50) | (3,668.50) | (3,668.50) | (3,668.50) | (3,668.50) |
| | | 1,237,793.71 | 1,234,736.24 | 1,231,610.84 | 1,228,485.46 | 1,225,360.08 | 1,222,236.01 | 1,219,110.61 | 1,207,013.89 | 1,203,888.51 |
| 188100 | ACQUISITION PREMIUM - MARA | - | - | - | - | - | - | - | - | - |
| 181000 | UNAMORTIZED DEBT EXPENSE | 21,953.11 | 21,890.78 | 21,828.45 | 21,766.12 | 21,703.79 | 21,641.46 | 21,579.13 | 21,516.80 | 21,454.47 |
| | Total Other Assets | 1,259,746.82 | 1,256,627.02 | 1,253,439.29 | 1,250,251.58 | 1,247,063.87 | 1,243,877.47 | 1,240,689.74 | 1,228,530.69 | 1,225,342.98 |
| | Total Assets | 4,612,040.05 | 4,559,205.43 | 4,556,390.05 | 4,533,245.37 | 4,527,836.40 | 4,549,397.54 | 4,548,760.95 | 4,502,736.08 | 4,501,542.00 |
| Equity and Liabilities | | | | | | | | | | |
| Shareholder's Equity | | | | | | | | | | |
| 201100 | COMMON STOCK | (100.00) | (100.00) | (100.00) | (100.00) | (100.00) | (100.00) | (100.00) | (100.00) | (100.00) |
| 211000 | ADDITIONAL PAID IN CAPITAL | (1,935,317.84) | (1,935,317.84) | (1,899,595.84) | (1,899,595.84) | (1,899,595.84) | (1,899,595.84) | (1,899,595.84) | (1,899,595.84) | (1,899,595.84) |
| 215500 | RETAINED EARNINGS BEG - PAC | 23,553.03 | 137,453.78 | 137,453.78 | 137,453.78 | 137,453.78 | 137,453.78 | 137,453.78 | 137,453.78 | 137,453.78 |
| | Net Profit or Loss | 113,900.75 | 2,731.21 | 934.04 | 3,169.37 | (4,487.12) | (2,198.02) | (957.80) | 7,449.64 | (1,984.28) |
| | Total Equity | (1,797,964.06) | (1,795,232.85) | (1,761,308.02) | (1,759,072.69) | (1,766,729.18) | (1,764,440.08) | (1,763,199.86) | (1,754,792.42) | (1,764,226.34) |
| 221002 | LTD:SRF CATAMOUNT ROAD | (124,170.69) | (123,961.69) | (123,752.69) | (123,542.69) | (123,331.69) | (123,119.69) | (122,906.69) | (122,693.69) | (122,479.69) |
| 221052 | LTD:FORGIVABLE DEBT - SRF CATAMOUNT ROAD | (40,287.01) | (40,167.82) | (40,048.63) | (39,929.44) | (39,810.25) | (39,691.06) | (39,571.87) | (39,452.68) | (39,333.49) |
| | Long Term Debt | (164,457.70) | (164,129.51) | (163,801.32) | (163,472.13) | (163,141.94) | (162,810.75) | (162,478.56) | (162,146.37) | (161,813.18) |
| Current Liabilities | | | | | | | | | | |

| | | | | | | | | | | |
|--------|--|-----------------------|-----------------------|-----------------------|-----------------------|-----------------------|-----------------------|-----------------------|-----------------------|-----------------------|
| 221102 | CURRENT PORTION LTD: CATAMOUNT RD | (2,443.00) | (2,453.00) | (2,462.00) | (2,471.00) | (2,480.00) | (2,490.00) | (2,500.00) | (2,509.00) | (2,518.00) |
| 221152 | | (1,430.28) | (1,430.28) | (1,430.28) | (1,430.28) | (1,430.28) | (1,430.28) | (1,430.28) | (1,430.28) | (1,430.28) |
| | Current Portion of Long Term Debt | (3,873.28) | (3,883.28) | (3,892.28) | (3,901.28) | (3,910.28) | (3,920.28) | (3,930.28) | (3,939.28) | (3,948.28) |
| 231000 | ACCOUNTS PAYABLE | (1,955.60) | (2,623.88) | (1,096.20) | (4,799.75) | (7,541.98) | (87,688.75) | (285.91) | (1,214.20) | 110.11 |
| 184100 | CLEARING ACCOUNT | - | - | - | - | - | - | - | - | - |
| 236115 | LOCAL PROPERTY TAXES PAYABLE | - | (1,653.42) | (3,306.84) | 0.75 | (15,827.34) | 1,653.91 | 0.49 | (1,652.93) | (3,306.35) |
| 236119 | ACCRUED TAXES | (2,257.91) | (2,257.91) | (2,257.91) | (2,257.91) | (2,257.91) | (2,257.91) | (2,257.91) | (2,257.91) | (2,257.91) |
| 237110 | ACCRUED INTEREST PAYABLE | - | - | - | - | - | - | - | - | - |
| 241300 | MISC CURRENT ACCRUED LIABILITY | (316.97) | (1,355.89) | (5,374.57) | (335.06) | (352.43) | (254.53) | (6,817.29) | (5,802.96) | (248.51) |
| 241350 | ACCRUED LIABILITY - RETAINAGE | - | - | - | - | - | - | - | - | - |
| | | (4,530.48) | (7,891.10) | (12,035.52) | (7,391.97) | (25,979.66) | (88,547.28) | (9,360.62) | (10,928.00) | (5,702.66) |
| 235250 | HARDSHIP CASES: CREDITS | - | - | - | - | - | - | - | - | - |
| 233400 | INTERCO PAY/REC: PAC/TSC | - | - | - | - | - | - | - | - | - |
| 233500 | INTERCO PAY/REC: PAC/PWS | - | - | - | - | - | 63.08 | 63.24 | 63.40 | 63.55 |
| 233800 | AP INTERCO PAY/REC:PEU/PAC | - | (334.55) | (334.55) | (334.55) | (334.55) | (334.55) | (334.55) | (3,099.00) | (4,699.00) |
| 233600 | INTERCO PAY/REC: PAC/PWW | - | (25,931.34) | (48,421.51) | (92,457.95) | (114,970.52) | (141,260.86) | (168,609.48) | (199,694.20) | (226,148.02) |
| 233650 | INTERCO LOAN PWW/PAC: RSF | (12,954.74) | (12,954.74) | (12,954.74) | (12,954.74) | (12,954.74) | (12,954.74) | (12,954.74) | (12,954.74) | (12,954.74) |
| 233700 | INTERCO PAY/REC: PAC/PEU | - | (0.42) | (1.12) | (1.96) | (2.80) | (3.64) | (1,005.74) | (1,002.58) | (1,013.81) |
| 223202 | INTERCO ADV-PCP PROM NOTE 5/18 | - | - | - | - | - | - | - | - | - |
| 223800 | INTERCO LOAN PAC - INTERGRATED | - | - | - | - | - | - | - | - | - |
| 223205 | NOTE PAYABLE - PCP 2018 1.1M LOAN | (1,147,728.22) | (1,145,659.78) | (1,143,585.80) | (1,141,506.31) | (1,139,421.27) | (1,137,330.67) | (1,135,234.49) | (1,133,132.73) | (1,131,025.36) |
| 223215 | ST NOTE PAYABLE - PCP 2018 1.1M LOAN | (24,396.45) | (24,461.50) | (24,526.75) | (24,592.15) | (24,657.73) | (24,723.48) | (24,789.41) | (24,855.51) | (24,921.79) |
| 233300 | INTERCO PAY/REC: PAC/PCP | (72,615.09) | 2,878.21 | (5,839.26) | 50,214.08 | 100,124.60 | 160,808.66 | 105,101.02 | 173,857.37 | 203,044.26 |
| | Total Current Liabilities | (1,266,098.26) | (1,218,238.50) | (1,251,591.53) | (1,232,926.83) | (1,222,106.95) | (1,248,203.76) | (1,251,055.05) | (1,215,685.27) | (1,207,305.85) |
| | Other Deferred Credits | | | | | | | | | |
| 282200 | DEFERRED INCOME TAXES | (508,474.08) | (508,474.08) | (508,474.08) | (508,474.08) | (508,474.08) | (508,474.08) | (508,474.08) | (508,474.08) | (508,474.08) |
| 283100 | ACCUM DEFERRED INC TAX - REG LIAB | (201,217.00) | (201,217.00) | (201,217.00) | (201,217.00) | (201,217.00) | (201,217.00) | (201,217.00) | (201,217.00) | (201,217.00) |
| | | (709,691.08) | (709,691.08) | (709,691.08) | (709,691.08) | (709,691.08) | (709,691.08) | (709,691.08) | (709,691.08) | (709,691.08) |
| 271200 | CONTRIBUTIONS IN AID OF CONST | (750,286.50) | (750,286.50) | (750,286.50) | (750,286.50) | (750,286.50) | (750,286.50) | (750,286.50) | (750,286.50) | (750,286.50) |
| 271201 | CIAC-WATER FILTRATION GRANT | (398,349.91) | (398,349.91) | (398,349.91) | (398,349.91) | (398,349.91) | (398,349.91) | (398,349.91) | (398,349.91) | (398,349.91) |
| | | (1,148,636.41) | (1,148,636.41) | (1,148,636.41) | (1,148,636.41) | (1,148,636.41) | (1,148,636.41) | (1,148,636.41) | (1,148,636.41) | (1,148,636.41) |
| | Reserve for Amort of CIAC: All | | | | | | | | | |
| 272101 | RESERVE FOR AMORT OF CIAC:PAC | 474,807.46 | 476,722.92 | 478,638.31 | 480,553.77 | 482,469.16 | 484,384.54 | 486,300.01 | 488,215.47 | 490,130.86 |
| | | 474,807.46 | 476,722.92 | 478,638.31 | 480,553.77 | 482,469.16 | 484,384.54 | 486,300.01 | 488,215.47 | 490,130.86 |
| | Total Deferred Credits | (1,383,520.03) | (1,381,604.57) | (1,379,689.18) | (1,377,773.72) | (1,375,858.33) | (1,373,942.95) | (1,372,027.48) | (1,370,112.02) | (1,368,196.63) |
| | Total Equity & Liabilities | (4,612,040.05) | (4,559,205.43) | (4,556,390.05) | (4,533,245.37) | (4,527,836.40) | (4,549,397.54) | (4,548,760.95) | (4,502,736.08) | (4,501,542.00) |
| | | - | - | - | - | - | - | - | - | - |

uct Company
 Sheet
 December 31, 2019

| | 9 | 10 | 11 | 12 | |
|--|---------------------|---------------------|---------------------|---------------------|--------------|
| | Sep-19 | Oct-19 | Nov-19 | Dec-19 | |
| | 44,180.00 | 44,180.00 | 44,180.00 | 44,180.00 | 44,180.00 |
| | 16,153.19 | 16,153.19 | 16,153.19 | 16,153.19 | 16,153.19 |
| | 60,333.19 | 60,333.19 | 60,333.19 | 60,333.19 | 60,333.19 |
| | | | | | - |
| | 71,250.05 | 71,250.05 | 71,250.05 | 71,250.05 | 71,250.05 |
| | 1,080.00 | 1,080.00 | 1,080.00 | 1,080.00 | 1,080.00 |
| | 935,239.12 | 935,239.12 | 935,239.12 | 935,239.12 | 935,239.12 |
| | 137,331.46 | 137,331.46 | 137,331.46 | 137,331.46 | 137,331.46 |
| | 38,270.60 | 38,270.60 | 38,270.60 | 38,270.60 | 38,270.60 |
| | | | | | - |
| | 309,352.72 | 309,352.72 | 309,352.72 | 309,352.72 | 309,352.72 |
| | 1,492,523.95 | 1,492,523.95 | 1,492,523.95 | 1,492,523.95 | 1,492,523.95 |
| | | | | | - |
| | 55,407.06 | 55,407.06 | 55,407.06 | 55,407.06 | 55,407.06 |
| | 1,651.09 | 1,651.09 | 1,651.09 | 1,651.09 | 1,651.09 |
| | 15,425.94 | 15,425.94 | 15,425.94 | 15,425.94 | 14,714.69 |
| | | | | | - |
| | - | - | - | - | - |
| | 17,042.89 | 17,042.89 | 17,042.89 | 17,042.89 | 17,042.89 |
| | 41,963.48 | 41,963.48 | 41,963.48 | 41,963.48 | 41,963.48 |
| | 131,490.46 | 131,490.46 | 131,490.46 | 131,490.46 | 130,779.21 |
| | | | | | - |
| | 5,000.00 | 5,000.00 | 5,000.00 | 5,000.00 | 5,000.00 |
| | 2,003.77 | 2,003.77 | 2,003.77 | 2,003.77 | 2,003.77 |
| | 124,788.30 | 124,788.30 | 124,788.30 | 124,788.30 | 124,788.30 |
| | 2,833.21 | 2,833.21 | 2,833.21 | 2,833.21 | 2,833.21 |
| | 641,868.45 | 642,373.35 | 642,373.35 | 642,373.35 | 641,984.97 |
| | 316,734.00 | 316,734.00 | 316,734.00 | 316,734.00 | 316,734.00 |
| | 216.00 | 216.00 | 216.00 | 216.00 | 216.00 |
| | 9,998.74 | 9,998.74 | 9,998.74 | 9,998.74 | 9,998.74 |
| | 54,829.76 | 54,829.76 | 54,829.76 | 54,829.76 | 54,829.76 |
| | 284.49 | 284.49 | 284.49 | 284.49 | 284.49 |
| | | | | | - |
| | 1,018,899.48 | 1,018,899.48 | 1,018,899.48 | 1,018,899.48 | 1,018,899.48 |
| | 176,678.50 | 176,678.50 | 176,678.50 | 176,678.50 | 176,678.50 |
| | 3,700.02 | 3,700.02 | 3,700.02 | 3,700.02 | 3,700.02 |
| | 112,842.07 | 112,842.07 | 117,207.78 | 117,207.78 | 113,593.72 |
| | 67,128.44 | 67,128.44 | 67,128.44 | 67,128.44 | 65,957.00 |
| | 84,178.65 | 84,171.84 | 84,470.21 | 83,959.14 | 84,506.34 |
| | 61,807.32 | 61,904.20 | 62,105.00 | 61,912.24 | 61,763.65 |
| | 90,328.27 | 90,328.27 | 90,328.27 | 90,328.27 | 90,328.27 |
| | 184.00 | 184.00 | 184.00 | 184.00 | 184.00 |
| | 14,550.00 | 14,550.00 | 14,550.00 | 14,550.00 | 14,550.00 |
| | 1,495.00 | 1,495.00 | 1,495.00 | 1,495.00 | 1,495.00 |
| | 2,790,348.47 | 2,790,943.44 | 2,795,808.32 | 2,795,104.49 | 2,790,329.21 |

| | | | | |
|---------------------|---------------------|---------------------|---------------------|----------------|
| | | | | - |
| 9,687.95 | 9,687.95 | 9,687.95 | 9,687.95 | 9,687.95 |
| 33,352.88 | 33,352.88 | 33,352.88 | 31,159.42 | 33,184.15 |
| 30,662.09 | 30,662.09 | 30,662.09 | 30,662.09 | 27,292.17 |
| 24,555.64 | 24,555.64 | 24,555.64 | 24,555.64 | 24,555.64 |
| 16,974.54 | 16,974.54 | 16,974.54 | 16,974.54 | 16,974.54 |
| 115,233.10 | 115,233.10 | 115,233.10 | 113,039.64 | 111,694.45 |
| | | | | - |
| 75,550.65 | 75,550.65 | 75,550.65 | 75,550.65 | 75,550.65 |
| 75,550.65 | 75,550.65 | 75,550.65 | 75,550.65 | 75,550.65 |
| | | | | - |
| 4,665,479.82 | 4,666,074.79 | 4,670,939.67 | 4,668,042.38 | 4,661,210.66 |
| | | | | - |
| | | | | - |
| (1,981,483.68) | (1,989,977.42) | (1,998,382.89) | (2,005,170.77) | (1,956,283.43) |
| 242,464.13 | 242,528.52 | 242,561.67 | 242,583.93 | 242,344.80 |
| 192,383.87 | 192,442.06 | 192,442.06 | 194,061.95 | 192,333.55 |
| 1,546,635.68 | 1,555,006.84 | 1,563,379.16 | 1,568,524.89 | 1,521,605.09 |
| | | | | - |
| 3,118,844.14 | 3,111,067.95 | 3,107,560.51 | 3,099,517.49 | 3,139,605.57 |
| | | | | - |
| | | | | - |
| 6,707.50 | 6,176.50 | 6,176.50 | 6,176.50 | 7,004.90 |
| 3,125,551.64 | 3,117,244.45 | 3,113,737.01 | 3,105,693.99 | 3,146,610.47 |
| | | | | - |
| | | | | - |
| | | | | - |
| - | - | - | - | - |
| - | - | - | - | - |
| | | | | - |
| 41,126.13 | 19,347.91 | 51,483.40 | 25,221.33 | 35,465.07 |
| - | - | - | 587.00 | 562.65 |
| | | | | - |
| | | | | - |
| (500.00) | (500.00) | (500.00) | (500.00) | (498.10) |
| 78,789.00 | 75,287.00 | 70,637.00 | 76,432.00 | 74,875.31 |
| - | - | - | - | - |
| - | - | - | - | - |
| | | | | - |
| - | - | - | - | - |
| - | - | - | - | - |
| - | - | - | - | - |
| | | | | - |
| 2,644.48 | 1,757.41 | 867.51 | - | 1,466.72 |
| - | - | - | - | - |
| 225.00 | 716.00 | 433.00 | 150.00 | 361.97 |
| - | - | 54,632.00 | 40,974.00 | 24,780.66 |
| 2,869.48 | 2,473.41 | 55,932.51 | 41,124.00 | 26,609.35 |

| | | | | |
|-----------------------|-----------------------|-----------------------|-----------------------|----------------|
| | | | | - |
| 122,284.61 | 96,608.32 | 177,552.91 | 142,864.33 | 137,014.27 |
| | | | | - |
| | | | | - |
| 1,194,830.04 | 1,191,961.97 | 1,189,093.90 | 1,186,225.81 | 1,203,429.06 |
| - | - | - | - | - |
| - | - | - | - | - |
| - | - | - | - | - |
| - | - | - | - | - |
| - | - | - | - | 4,830.72 |
| - | - | - | - | - |
| - | - | - | - | - |
| - | - | - | - | - |
| - | - | - | - | - |
| - | - | - | - | - |
| 3,668.50 | 3,668.50 | 3,668.50 | 3,668.50 | 3,668.50 |
| - | - | - | - | - |
| - | - | - | - | - |
| 5,933.08 | 5,675.77 | 5,418.47 | 5,161.15 | 6,704.49 |
| - | - | - | - | - |
| (3,668.50) | (3,668.50) | (3,668.50) | (3,668.50) | (3,668.50) |
| 1,200,763.12 | 1,197,637.74 | 1,194,512.37 | 1,191,386.96 | 1,214,964.27 |
| - | - | - | - | - |
| - | - | - | - | - |
| 21,392.14 | 21,329.81 | 21,267.48 | 21,205.15 | 21,579.13 |
| | | | | - |
| 1,222,155.26 | 1,218,967.55 | 1,215,779.85 | 1,212,592.11 | 1,236,543.40 |
| | | | | - |
| 4,469,991.51 | 4,432,820.32 | 4,507,069.77 | 4,461,150.43 | 4,520,168.15 |
| | | | | - |
| | | | | - |
| | | | | - |
| | | | | - |
| (100.00) | (100.00) | (100.00) | (100.00) | (100.00) |
| (1,899,595.84) | (1,899,595.84) | (1,899,595.84) | (1,899,595.84) | (1,905,091.53) |
| | | | | - |
| 137,453.78 | 137,453.78 | 137,453.78 | 137,453.78 | 128,692.18 |
| | | | | - |
| (12,153.10) | (10,729.29) | (3,734.24) | (6,064.68) | 6,605.88 |
| | | | | - |
| (1,774,395.16) | (1,772,971.35) | (1,765,976.30) | (1,768,306.74) | (1,769,893.47) |
| | | | | - |
| (122,264.69) | (122,048.69) | (121,831.69) | (121,614.69) | (122,901.46) |
| (39,214.30) | (39,095.11) | (38,975.92) | (38,856.73) | (39,571.87) |
| (161,478.99) | (161,143.80) | (160,807.61) | (160,471.42) | (162,473.33) |
| | | | | - |
| | | | | - |

| | | | | | |
|-----------------------|-----------------------|-----------------------|-----------------------|----------------|-----------|
| | | | | - | |
| (2,527.00) | (2,537.00) | (2,547.00) | (2,556.00) | (2,499.46) | |
| (1,430.28) | (1,430.28) | (1,430.28) | (1,430.28) | (1,430.28) | |
| (3,957.28) | (3,967.28) | (3,977.28) | (3,986.28) | (3,929.74) | |
| | | | | - | |
| (894.81) | (3,610.21) | (93,007.69) | (3,262.24) | (15,990.09) | |
| - | - | - | - | - | |
| 0.23 | (15,311.19) | 1,653.39 | - | (2,903.79) | |
| (2,257.91) | (2,257.91) | (2,257.91) | - | (2,084.22) | |
| - | - | - | - | - | |
| (205.16) | (325.16) | (523.91) | (318.68) | (1,710.09) | |
| - | - | - | - | - | |
| (3,357.65) | (21,504.47) | (94,136.12) | (3,580.92) | (22,688.19) | |
| | | | | - | |
| - | - | - | - | - | |
| - | - | - | - | - | |
| 63.70 | 63.83 | 63.95 | - | 34.21 | |
| (4,460.05) | (6,674.00) | (12,976.99) | - | (2,608.95) | |
| (249,157.47) | (275,415.72) | (311,403.84) | - | (142,574.69) | |
| (12,954.74) | (12,954.74) | (12,954.74) | (12,954.74) | (12,954.74) | |
| (1,026.63) | (1,070.40) | (1,090.83) | - | (478.46) | |
| - | - | - | - | - | |
| - | - | - | - | - | |
| (1,128,912.37) | (1,126,793.74) | (1,124,669.47) | (1,122,539.53) | (1,135,195.36) | 24,396.45 |
| (24,988.25) | (25,054.89) | (25,121.70) | (25,188.69) | (24,790.64) | |
| | | | | - | |
| | | | | - | |
| 260,914.56 | 339,032.03 | 368,431.58 | (1,719.17) | 129,556.37 | |
| (1,167,836.18) | (1,134,339.38) | (1,217,835.44) | (1,169,969.33) | (1,215,630.18) | |
| | | | | - | |
| | | | | - | |
| (508,474.08) | (508,474.08) | (508,474.08) | (510,342.07) | (508,617.77) | |
| (201,217.00) | (201,217.00) | (201,217.00) | (201,217.00) | (201,217.00) | |
| (709,691.08) | (709,691.08) | (709,691.08) | (711,559.07) | (709,834.77) | |
| | | | | - | |
| (750,286.50) | (750,286.50) | (750,286.50) | (750,286.50) | (750,286.50) | |
| (398,349.91) | (398,349.91) | (398,349.91) | (398,349.91) | (398,349.91) | |
| (1,148,636.41) | (1,148,636.41) | (1,148,636.41) | (1,148,636.41) | (1,148,636.41) | |
| | | | | - | |
| 492,046.31 | 493,961.70 | 495,877.07 | 497,792.54 | 486,300.01 | |
| 492,046.31 | 493,961.70 | 495,877.07 | 497,792.54 | 486,300.01 | |
| | | | | - | |
| (1,366,281.18) | (1,364,365.79) | (1,362,450.42) | (1,362,402.94) | (1,372,171.17) | |
| | | | | - | |
| (4,469,991.51) | (4,432,820.32) | (4,507,069.77) | (4,461,150.43) | (4,520,168.15) | |
| | | | | - | |
| - | - | - | - | - | |

| | | | | 1 | 2 | 3 | 4 | 5 | 6 | 7 | 8 | 9 |
|---|-----|------|--------------------------------|------------------|------------------|------------------|------------------|------------------|------------------|------------------|------------------|------------------|
| | | | | Jan-19 | Feb-19 | Mar-19 | Apr-19 | May-19 | Jun-19 | Jul-19 | Aug-19 | Sep-19 |
| Water Sales | | | | | | | | | | | | |
| 461000 | 001 | 6100 | WATER SALES: BILLED REVENUE | (47,026.97) | (50,063.69) | (45,427.73) | (42,184.10) | (44,429.66) | (51,805.24) | (43,799.15) | (54,588.29) | (47,899.02) |
| 461001 | 001 | 6100 | WATER SALES BILLED RECOUPMENT | - | - | - | - | - | - | - | - | - |
| 461100 | 001 | 6100 | WATER SALES: UNBILLED REVENUE | 6,228.00 | 5,422.00 | (3,197.00) | (6,984.00) | 694.00 | 4,228.00 | (2,694.00) | (41.00) | (2,896.00) |
| 461200 | 001 | 6100 | WATER SALES-UNBILLED RECOUPMNT | - | - | - | - | - | - | - | - | - |
| 462000 | 001 | 6100 | FIRE PROTECTION REVENUE | (17,072.56) | (17,072.56) | (17,072.56) | (17,072.56) | (17,072.56) | (17,072.56) | (17,072.56) | (17,072.56) | (17,072.56) |
| 460200 | 001 | 6100 | CBFRR REVENUES | (12,213.25) | (12,213.25) | (12,213.25) | (12,213.25) | (12,213.25) | (12,213.25) | (12,213.25) | (12,213.25) | (12,213.25) |
| 460998 | 001 | 6100 | CBFRR REVENUES - CONTRA | 12,213.25 | 12,213.25 | 12,213.25 | 12,213.25 | 12,213.25 | 12,213.25 | 12,213.25 | 12,213.25 | 12,213.25 |
| | | | | 57,871.53 | 61,714.25 | 65,697.29 | 66,240.66 | 60,808.22 | 64,649.80 | 63,565.71 | 71,701.85 | 67,867.58 |
| Other Operating Revenue | | | | | | | | | | | | |
| 471300 | 001 | 6100 | MISC OPERATING REVENUE | (121.00) | (20.00) | (202.00) | (310.00) | (135.00) | (315.00) | (112.00) | (201.00) | (478.00) |
| | | | | 121.00 | 20.00 | 202.00 | 310.00 | 135.00 | 315.00 | 112.00 | 201.00 | 478.00 |
| Total Revenues | | | | 57,992.53 | 61,734.25 | 65,899.29 | 66,550.66 | 60,943.22 | 64,964.80 | 63,677.71 | 71,902.85 | 68,345.58 |
| Production Expenses | | | | | | | | | | | | |
| 601100 | 001 | 6105 | OTHER PROD LABOR:TREAT PLANT | - | - | - | - | - | - | - | - | - |
| 603500 | 001 | 6105 | OTHER PROD MAT&EXP: SRC/SUPPLY | - | - | - | - | - | - | - | - | - |
| 610200 | 001 | 6105 | SUPERINTENDENCE: WTP-PAC | - | - | - | - | - | - | - | - | - |
| 610201 | 001 | 6105 | BENEFITS: WTP-PAC | - | - | - | - | - | - | - | - | - |
| 623100 | 001 | 6105 | POWER PURCHASED: TRT PLT ELEC | 783.29 | 953.53 | 913.95 | 866.69 | 767.42 | 604.99 | 483.16 | 541.40 | 498.01 |
| 624100 | 001 | 6105 | OPER LABOR: TREATMENT PLANT | 5,757.13 | 3,893.97 | 6,423.65 | 4,966.23 | 5,683.89 | 5,215.53 | 4,963.67 | 5,445.91 | 6,701.50 |
| 626100 | 001 | 6105 | OPER EXP T PLANT: MAT & EXP | 467.40 | 74.99 | 1,657.62 | 274.76 | 414.67 | 253.21 | 80.04 | 224.00 | 123.26 |
| 626110 | 001 | 6105 | OPER EXP T PLANT: GAS/OIL | 2,093.75 | 1,970.35 | 410.00 | 655.32 | 2,698.20 | - | - | - | - |
| 626120 | 001 | 6105 | OPER EXP T PLANT: PHONE | 77.21 | 189.01 | 189.01 | 186.12 | 186.05 | 186.05 | 189.30 | 190.41 | 190.41 |
| 631100 | 001 | 6105 | MAINT STRUCT: TREATMENT PLANT | 158.05 | 1,204.45 | (1,140.27) | 48.27 | - | 1,047.98 | 2,900.52 | 876.76 | 76.76 |
| 631500 | 001 | 6105 | MAINT STRUCT: SOURCE OF SUPPLY | 3,463.22 | 2,050.99 | 781.07 | - | 850.58 | 102.17 | 199.89 | 1,169.93 | 367.82 |
| 633100 | 001 | 6105 | MAINT PUMP EQU: HIGH LIFT ELC | - | - | - | - | - | - | - | - | - |
| 633199 | 001 | 6105 | BOOSTER STATION GENERAL MAINT | - | 31.90 | - | - | - | 203.26 | - | - | - |
| 641110 | 001 | 6105 | CHLORINE: TREATMENT PLANT | 334.55 | - | 469.10 | 527.90 | - | 138.95 | 564.45 | - | 238.95 |
| 641120 | 001 | 6105 | ALUM. SULFATE/FERRIC CHLORIDE | - | - | - | - | 882.00 | - | - | - | - |
| 641140 | 001 | 6105 | POLYMERS | - | - | - | - | - | - | - | - | - |
| 641160 | 001 | 6105 | CORROSION INHIBITOR | - | - | - | - | - | - | - | - | - |
| 641213 | 001 | 6105 | SODA ASH | - | 891.00 | - | - | - | - | - | - | - |
| 642200 | 001 | 6105 | LABORATORY EXPENSE | - | - | - | - | - | - | - | - | - |
| 642205 | 001 | 6105 | LAB EXPENSE: OUTSIDE TESTING | 353.00 | 101.00 | 14.00 | 448.00 | 101.00 | 97.00 | 586.00 | 97.00 | 92.00 |
| 652200 | 001 | 6105 | MAINT PROC EQU: TRT PLANT | - | - | 92.39 | 230.00 | 1,840.39 | - | 92.05 | 375.54 | - |
| 652220 | 001 | 6105 | MAINT PROC EQUIP: SCADA & OTHR | 118.20 | 208.96 | 118.20 | 118.20 | 118.20 | 118.20 | 326.19 | 89.18 | 236.40 |
| | | | | 13,605.80 | 11,570.15 | 9,928.72 | 8,321.49 | 13,542.40 | 7,967.34 | 10,385.27 | 9,010.13 | 8,525.11 |
| Transmission & Distribution Expenses | | | | | | | | | | | | |

| | | | | | | | | | | | | |
|--------|-----|------|--------------------------------|-----------------|-----------------|-----------------|-----------------|-----------------|------------------|-----------------|-----------------|-----------------|
| 660000 | 001 | 6106 | SUPERINTENDENCE: OPS-PAC | - | - | - | - | - | - | - | - | - |
| 660001 | 001 | 6106 | BENEFITS: OPS-PAC | - | - | - | - | - | - | - | - | - |
| 662003 | 001 | 6106 | MISC GEN EXPENSE/OPERATIONS | - | - | - | - | - | - | - | - | - |
| 662004 | 001 | 6106 | MISC T&D MATERIALS & SUPPLIES | - | - | - | - | - | - | - | - | - |
| 662100 | 001 | 6106 | DUTY PAY | - | - | - | - | - | - | - | - | - |
| 663100 | 001 | 6106 | METER OPERATING LABOR & EXP | 559.58 | 810.51 | 443.47 | 113.17 | 29.94 | 2,004.61 | 684.93 | 1,096.30 | 305.60 |
| 663101 | 001 | 6106 | MOLE: METER REMOVAL | - | - | - | - | - | - | - | - | - |
| 664200 | 001 | 6106 | OTHER EXPENSE ON CUST PREMISIS | 142.56 | - | 259.20 | - | - | - | - | - | - |
| 665100 | 001 | 6106 | SMALL TOOLS EXPENSE | 57.60 | - | - | 15.97 | 4.99 | - | - | - | - |
| 665250 | 001 | 6106 | TRANS/EXP: MISCELLANEOUS | - | - | - | - | - | - | - | - | - |
| 665400 | 001 | 6106 | GASOLINE | - | - | - | - | - | - | - | - | - |
| 673001 | 001 | 6106 | MAINT MAINS: REPAIRS | 93.97 | 79.55 | 1,300.61 | 233.43 | 1,255.70 | 382.03 | 122.56 | 173.16 | 29.21 |
| 673002 | 001 | 6106 | MAINT MAINS: GATE PROGRAM | - | - | - | - | - | - | - | - | - |
| 673003 | 001 | 6106 | MAINT MAINS: FLUSHING LN | - | - | - | - | - | - | - | - | - |
| 673004 | 001 | 6106 | MAINT GATES: INSPECTION: PAC | - | - | - | - | - | - | - | - | - |
| 675000 | 001 | 6106 | MAINTENANCE: SERVICES | 554.38 | 3,430.31 | 134.74 | 118.85 | 1,291.63 | 9,220.59 | 5,825.61 | 2,105.60 | 56.56 |
| 676000 | 001 | 6106 | MAINTENANCE: METERS | 352.14 | - | 126.74 | - | 66.63 | 50.91 | 50.91 | 6.92 | 118.82 |
| 677001 | 001 | 6106 | MAINTENANCE: HYDRANTS-REPAIRS | - | - | - | - | - | - | - | - | - |
| 677002 | 001 | 6106 | MAINTENANCE: HYDRANTS-PAINTING | - | - | - | - | - | - | - | - | - |
| 677003 | 001 | 6106 | MAINTENANCE: HYDRANTS-INSPECTN | 1,354.26 | 126.74 | 411.90 | 704.61 | 124.51 | 196.62 | 226.33 | 228.28 | 322.48 |
| 678000 | 001 | 6106 | MONITOR CONTRACTORS MARKING | - | 31.68 | 286.54 | 288.62 | 1,092.24 | 708.36 | 497.27 | 483.67 | 422.43 |
| | | | | 3,114.49 | 4,478.79 | 2,963.20 | 1,474.65 | 3,865.64 | 12,563.12 | 7,407.61 | 4,093.93 | 1,255.10 |

Customer Accounts & Collection Expenses

| | | | | | | | | | | | | |
|--------|-----|------|----------------------------|---------------|---------------|-----------------|---------------|-----------------|-----------------|-----------------|-----------------|---------------|
| 902000 | 001 | 6108 | CUSTOMER ORDS: COLLECTIONS | - | - | - | - | - | - | - | 22.68 | (22.68) |
| 903000 | 001 | 6108 | CUSTOMER ORDS: COLLECTIONS | - | - | 231.67 | - | - | 107.59 | 368.77 | 54.32 | 169.25 |
| 902001 | 001 | 6108 | METER READING | 126.74 | 51.78 | 126.74 | 124.51 | 50.91 | 133.26 | 124.51 | 60.02 | 124.51 |
| 902098 | 001 | 6108 | METER READING: TRANSFERS | 31.68 | 57.33 | 59.82 | 165.54 | 66.64 | 104.37 | 188.97 | 58.94 | 253.41 |
| 902099 | 001 | 6108 | METER READING: EXCEPTIONS | - | - | 103.56 | - | - | - | - | - | - |
| 902100 | 001 | 6108 | BILLING & ACCOUNTING | - | - | - | - | - | - | - | - | - |
| 903100 | 001 | 6108 | BILLING & ACCOUNTING | 631.72 | 502.15 | 558.28 | 280.01 | 601.55 | 626.96 | 602.02 | 879.05 | 419.16 |
| 930200 | 001 | 6108 | PUBLIC RELATIONS | - | - | 12.29 | 1.05 | 11.12 | - | - | - | - |
| 904000 | 001 | 6108 | UNCOLLECTABLE ACCOUNTS | 65.00 | 30.97 | - | - | 394.41 | 399.36 | 1,744.81 | - | - |
| | | | | 855.14 | 642.23 | 1,092.36 | 571.11 | 1,124.63 | 1,371.54 | 3,029.08 | 1,075.01 | 943.65 |

Administrative and General Expense

| | | | | | | | | | | | | |
|--------|-----|------|--------------------------------|--------|--------|--------|--------|--------|--------|----------|--------|--------|
| 921000 | 001 | 6109 | OFFICE SUPPLIES & EXPENSE | 9.17 | 11.30 | 9.50 | 6.65 | 15.80 | 11.95 | 5.50 | 7.00 | 11.80 |
| 921160 | 001 | 6109 | OFFICE SUPPLIES & EXP: PHONE | 299.76 | 292.89 | 296.41 | 296.20 | 296.20 | 296.21 | 296.50 | 297.39 | 297.39 |
| 923000 | 001 | 6109 | OUTSIDE SERVICES | - | - | - | 1.02 | - | - | 8,971.34 | - | - |
| 924000 | 001 | 6109 | INSURANCE EXPENSE | 815.65 | 964.15 | 889.90 | 889.89 | 889.89 | 889.89 | 889.89 | 889.89 | 889.89 |
| 928000 | 001 | 6109 | REGULATORY COMMISSION EXPENSE | 273.67 | 273.67 | 273.67 | 273.68 | 273.68 | 273.63 | 273.63 | 105.71 | 189.66 |
| 930100 | 001 | 6109 | MEETING CONVENTION/MEMBSP FEES | - | - | - | - | - | - | - | - | - |
| 930102 | 001 | 6109 | LICENSING FEES | 25.00 | 25.00 | 25.00 | 25.00 | 25.00 | 25.00 | 25.00 | 25.00 | 25.00 |
| 930200 | 001 | 6109 | PUBLIC RELATIONS | 20.18 | - | - | - | - | - | - | - | - |
| 930300 | 001 | 6109 | MEALS | - | - | - | - | - | - | - | - | - |
| 930400 | 001 | 6109 | MISCELLANEOUS GENERAL EXPENSE | - | 181.00 | - | - | - | - | - | - | - |

| | | | | | | | | | | | | | |
|--------|-----|------|---|------------------|------------------|------------------|------------------|------------------|------------------|-------------------|------------------|------------------|---|
| 930410 | 001 | 6109 | CHARITABLE CONTRIBUTIONS | - | - | - | - | - | - | - | - | - | - |
| 950200 | 001 | 6109 | MAINT: OFFICE FURNT & EQUIP | - | - | - | - | - | - | - | - | - | - |
| 950400 | 001 | 6109 | MAINT: MISC GENERAL EQUIP | - | - | - | - | - | - | - | - | - | - |
| 950500 | 001 | 6109 | MAINT COMPUTER EQUIP: PAC | - | - | - | - | - | - | - | - | - | - |
| | | | | 1,443.43 | 1,748.01 | 1,494.48 | 1,492.44 | 1,500.57 | 1,496.68 | 10,461.86 | 1,324.99 | 1,413.74 | |
| | | | <u>Inter Div Management Fee</u> | | | | | | | | | | |
| 930500 | 001 | 6100 | MAINT COMPUTER EQUIP: PAC | 379.00 | 419.00 | 500.00 | 406.00 | 398.00 | 370.00 | 276.00 | 342.00 | 332.00 | |
| 930510 | 001 | 6100 | MAINT COMPUTER EQUIP: PAC | 12,366.00 | 10,361.00 | 22,921.00 | 13,798.00 | 13,746.00 | 12,941.00 | 13,635.00 | 13,145.00 | 12,020.00 | |
| 930520 | 001 | 6100 | MAINT COMPUTER EQUIP: PAC | - | - | - | - | - | - | - | - | - | |
| | | | | 12,745.00 | 10,780.00 | 23,421.00 | 14,204.00 | 14,144.00 | 13,311.00 | 13,911.00 | 13,487.00 | 12,352.00 | |
| | | | Total Operating Expenses | 31,763.86 | 29,219.18 | 38,899.76 | 26,063.69 | 34,177.24 | 36,709.68 | 45,194.82 | 28,991.06 | 24,489.60 | |
| | | | <u>Depreciation Expense</u> | | | | | | | | | | |
| 403000 | 001 | 6100 | DEPRECIATION EXPENSE: PAC | 8,468.02 | 8,467.71 | 8,474.61 | 8,473.60 | 8,474.06 | 8,468.00 | 8,466.34 | 8,494.65 | 8,496.77 | |
| | | | | 8,468.02 | 8,467.71 | 8,474.61 | 8,473.60 | 8,474.06 | 8,468.00 | 8,466.34 | 8,494.65 | 8,496.77 | |
| | | | <u>Amortization Expense: CIAC</u> | | | | | | | | | | |
| 405300 | 001 | 6100 | AMORTIZATION EXPENSE: CIAC | (1,915.46) | (1,915.39) | (1,915.46) | (1,915.39) | (1,915.38) | (1,915.47) | (1,915.46) | (1,915.39) | (1,915.45) | |
| | | | <u>Amortization Expense</u> | | | | | | | | | | |
| 407320 | 001 | 6100 | AMORT EXP - DEFERRED CHARGES | 257.30 | 257.31 | 257.31 | 257.31 | 255.99 | 257.32 | 257.30 | 257.31 | 257.30 | |
| 407100 | 001 | 6100 | AMORT: ACQUISITION PREMIUM | 2,800.17 | 2,868.09 | 2,868.07 | 2,868.07 | 2,868.08 | 2,868.08 | 2,868.08 | 2,868.07 | 2,868.09 | |
| | | | | 3,057.47 | 3,125.40 | 3,125.38 | 3,125.38 | 3,124.07 | 3,125.40 | 3,125.38 | 3,125.38 | 3,125.39 | |
| | | | <u>Taxes Other than Income Tax</u> | | | | | | | | | | |
| 408110 | 001 | 6100 | LOCAL PROPERTY TAXES | 15,828.09 | 15,828.09 | 15,828.06 | 15,828.09 | 15,810.09 | 15,810.09 | 15,810.09 | 15,810.09 | 15,792.07 | |
| 408130 | 001 | 6100 | OTHER TAXES | - | - | - | - | - | - | - | - | - | |
| | | | | 15,828.09 | 15,828.09 | 15,828.06 | 15,828.09 | 15,810.09 | 15,810.09 | 15,810.09 | 15,810.09 | 15,792.07 | |
| 414000 | 001 | 6100 | GAIN FROM FORGIVENESS SRF DEBT | (119.19) | (119.19) | (119.19) | (119.19) | (119.19) | (119.19) | (119.19) | (119.19) | (119.19) | |
| | | | <u>Income Tax</u> | | | | | | | | | | |
| 409102 | 001 | 6100 | PROV/FED INC TAX/CURRENT | 18.33 | 1,240.13 | 168.20 | 2,797.67 | 153.90 | 432.73 | (1,472.49) | 3,270.14 | 3,465.51 | |
| 409113 | 001 | 6100 | PROVS FOR NH BUS PRFTS TAX CUR | 7.49 | 506.55 | 68.69 | 1,095.41 | 61.14 | 171.90 | (584.96) | 1,299.09 | 1,376.69 | |
| 410102 | 001 | 6100 | PROV FEDL INCOME TAX DEFERRED | - | - | - | - | - | - | - | - | - | |
| 410113 | 001 | 6100 | PROV NH INCOME TAX DEFERRED | - | - | - | - | - | - | - | - | - | |
| | | | | 25.82 | 1,746.68 | 236.89 | 3,893.08 | 215.04 | 604.63 | (2,057.45) | 4,569.23 | 4,842.20 | |
| | | | Total Operating Deducts | 57,108.61 | 56,352.48 | 64,530.05 | 55,349.26 | 59,765.93 | 62,683.14 | 68,504.53 | 58,955.83 | 54,711.39 | |
| | | | Net Operating Income | 883.92 | 5,381.77 | 1,369.24 | 11,201.40 | 1,177.29 | 2,281.66 | (4,826.82) | 12,947.02 | 13,634.19 | |
| 421000 | 001 | 6100 | MISC NON-OPERATING INCOME(EXP) | - | - | - | - | - | - | - | - | - | |

| | | | | | | | | | | | | | |
|--------|-----|------|------------------------------------|-------------------|-----------------|-------------------|-----------------|-------------------|-------------------|-------------------|-----------------|------------------|---|
| 426000 | 001 | 6100 | MISC NONUTILITY EXPENSES | - | - | - | - | - | - | - | - | - | - |
| | | | Other Income | - | - | - | - | - | - | - | - | - | - |
| 420000 | 001 | 6100 | AFDUC-INT(DEBT) COMPONENT-PAC | - | - | - | - | - | - | - | - | - | - |
| 420100 | 001 | 6100 | AFUDC - EQUITY COMPONENT - PAC | - | - | - | - | - | - | - | - | - | - |
| 427115 | 001 | 6100 | INTERCOMPANY INTEREST | 3,277.86 | 3,247.85 | 3,268.34 | 3,209.20 | 3,131.21 | 3,187.22 | 3,246.49 | 3,179.50 | 3,132.30 | |
| 427300 | 001 | 6100 | INTEREST EXP: BONDS & NOTES | 274.94 | 274.42 | 273.90 | 273.38 | 272.85 | 272.33 | 271.80 | 271.27 | 270.74 | |
| 428000 | 001 | 6100 | AMORTIZATION OF DEBT EXPENSE | 62.33 | 62.33 | 62.33 | 62.33 | 62.33 | 62.33 | 62.33 | 62.33 | 62.33 | |
| 419000 | 001 | 6100 | INTEREST INCOME | - | - | - | - | - | - | - | - | - | |
| | | | Total Interest | 3,615.13 | 3,584.60 | 3,604.57 | 3,544.91 | 3,466.39 | 3,521.88 | 3,580.62 | 3,513.10 | 3,465.37 | |
| | | | Net Income Before Dividends | (2,731.21) | 1,797.17 | (2,235.33) | 7,656.49 | (2,289.10) | (1,240.22) | (8,407.44) | 9,433.92 | 10,168.82 | |
| 438000 | 001 | 6100 | DIVIDENDS: COMMON STOCK | - | - | - | - | - | - | - | - | - | |
| | | | Net Income (Or Loss) - YTD | (2,731.21) | (934.04) | (3,169.37) | 4,487.12 | 2,198.02 | 957.80 | (7,449.64) | 1,984.28 | 12,153.10 | |
| | | | Net Income (Or Loss) - MTD | (2,731.21) | 1,797.17 | (2,235.33) | 7,656.49 | (2,289.10) | (1,240.22) | (8,407.44) | 9,433.92 | 10,168.82 | |

| 10 | 11 | 12 | 12 UPDATE MONTHLY |
|------------------|------------------|------------------|-------------------|
| Oct-19 | Nov-19 | Dec-19 | Total |
| (47,523.91) | (52,038.82) | (43,333.87) | (570,120) |
| - | - | - | - |
| 3,502.00 | 4,650.00 | (5,795.00) | 3,117 |
| - | - | - | - |
| (17,072.56) | (17,072.56) | (17,072.56) | (204,871) |
| (12,213.25) | (12,213.25) | (12,213.25) | (146,559) |
| 12,213.25 | 12,213.25 | 12,213.25 | 146,559 |
| 61,094.47 | 64,461.38 | 66,201.43 | 771,874.17 |
| - | - | - | - |
| (218.00) | (324.00) | (227.00) | (2,663) |
| 218.00 | 324.00 | 227.00 | 2,663.00 |
| - | - | - | - |
| 61,312.47 | 64,785.38 | 66,428.43 | 774,537.17 |
| - | - | - | - |
| - | - | - | - |
| - | - | - | - |
| - | - | - | - |
| 484.16 | 553.78 | 581.64 | 8,032 |
| 6,365.20 | 6,594.54 | 7,132.30 | 69,144 |
| 241.15 | 129.02 | 448.37 | 4,388 |
| 359.78 | - | 507.57 | 8,695 |
| 190.88 | 190.77 | 228.30 | 2,194 |
| 444.44 | - | 111.25 | 5,728 |
| 2,404.92 | 5,421.26 | 1,259.51 | 18,071 |
| - | - | - | - |
| - | - | - | 235 |
| 213.95 | - | 238.95 | 2,727 |
| - | - | 882.00 | 1,764 |
| - | - | - | - |
| - | - | - | - |
| - | - | - | 891 |
| - | - | - | - |
| 353.00 | 97.00 | 97.00 | 2,436 |
| - | 1,152.99 | 1,415.38 | 5,199 |
| 120.20 | 120.20 | 120.20 | 1,812 |
| 11,177.68 | 14,259.56 | 13,022.47 | 131,316.12 |
| - | - | - | - |

| | | | |
|-----------------|------------------|-----------------|------------------|
| - | - | - | - |
| - | - | - | - |
| - | - | - | - |
| - | - | - | - |
| - | - | - | - |
| 826.82 | 1,817.35 | 628.89 | 9,321 |
| - | - | - | - |
| - | - | - | 402 |
| - | - | - | 79 |
| - | - | - | - |
| - | - | - | - |
| 258.48 | 119.47 | 118.61 | 4,167 |
| - | - | - | - |
| - | - | - | - |
| - | - | - | - |
| 4,104.37 | 8,733.96 | 1,024.94 | 36,602 |
| - | 247.70 | 178.24 | 1,199 |
| - | - | - | - |
| - | - | - | - |
| 509.04 | 188.31 | 250.62 | 4,644 |
| 546.83 | 345.06 | 64.00 | 4,767 |
| 6,245.54 | 11,451.85 | 2,265.30 | 61,179.22 |
| - | - | - | - |
| - | - | - | - |
| - | - | - | - |
| 245.46 | - | 204.14 | 1,381 |
| 133.26 | 133.26 | 124.51 | 1,314 |
| 84.87 | 82.21 | 151.68 | 1,305 |
| 66.63 | - | - | 170 |
| - | - | - | - |
| 630.05 | 570.19 | 913.26 | 7,214 |
| 24.00 | 51.58 | 12.29 | 112 |
| - | 1,020.01 | 442.09 | 4,097 |
| 1,184.27 | 1,857.25 | 1,847.97 | 15,594.24 |
| - | - | - | - |
| 7.50 | 5.00 | 14.45 | 116 |
| 297.40 | 297.39 | 297.66 | 3,561 |
| - | - | - | 8,972 |
| 887.07 | 889.90 | 867.51 | 10,654 |
| 258.00 | 258.00 | 258.00 | 2,985 |
| - | - | - | - |
| 25.00 | 25.00 | 25.00 | 300 |
| - | - | - | 20 |
| - | - | - | - |
| - | - | - | 181 |

| | | | |
|------------------|-------------------|------------------|-------------------|
| - | - | - | - |
| - | - | - | - |
| - | - | - | - |
| - | - | - | - |
| 1,474.97 | 1,475.29 | 1,462.62 | 26,789.08 |
| | | | - |
| 317.00 | 412.00 | 367.00 | 4,518 |
| 13,510.00 | 15,713.00 | 15,863.00 | 170,019 |
| - | - | - | - |
| 13,827.00 | 16,125.00 | 16,230.00 | 174,537.00 |
| | | | - |
| 33,909.46 | 45,168.95 | 34,828.36 | 409,415.66 |
| | | | - |
| 8,516.95 | 8,405.47 | 8,365.98 | 101,572 |
| 8,516.95 | 8,405.47 | 8,365.98 | 101,572.16 |
| | | | - |
| | | | - |
| (1,915.39) | (1,915.37) | (1,915.47) | (22,985) |
| | | | - |
| | | | - |
| 257.31 | 257.30 | 257.32 | 3,086 |
| 2,868.07 | 2,868.07 | 2,868.09 | 34,349 |
| 3,125.38 | 3,125.37 | 3,125.41 | 37,435.41 |
| | | | - |
| | | | - |
| 15,311.42 | 15,311.42 | 14,724.39 | 187,692 |
| - | - | 1,258.00 | 1,258 |
| 15,311.42 | 15,311.42 | 15,982.39 | 188,949.99 |
| | | | - |
| (119.19) | (119.19) | (119.19) | (1,430) |
| | | | - |
| 383.92 | (1,097.05) | (1,235.99) | 8,125 |
| 152.51 | (435.80) | (1,604.71) | 2,114 |
| - | - | 3,468.00 | 3,468 |
| - | - | (178.00) | (178) |
| 536.43 | (1,532.85) | 449.30 | 13,529.00 |
| | | | - |
| 59,365.06 | 68,443.80 | 60,716.78 | 726,486.86 |
| | | | - |
| 1,947.41 | (3,658.42) | 5,711.65 | 48,050.31 |
| | | | - |
| | | | - |
| - | - | - | - |

| | | | |
|-------------------|-------------------|-----------------|------------------|
| - | - | - | - |
| - | - | - | - |
| - | - | - | - |
| - | - | - | - |
| - | - | - | - |
| 3,038.68 | 3,004.62 | 3,049.73 | 37,973 |
| 270.21 | 269.68 | 269.15 | 3,265 |
| 62.33 | 62.33 | 62.33 | 748 |
| - | - | - | - |
| 3,371.22 | 3,336.63 | 3,381.21 | 41,985.63 |
| - | - | - | - |
| (1,423.81) | (6,995.05) | 2,330.44 | 6,064.68 |
| - | - | - | - |
| - | - | - | - |
| - | - | - | - |
| 10,729.29 | 3,734.24 | 6,064.68 | 6,064.68 |
| (1,423.81) | (6,995.05) | 2,330.44 | - |

| | | | | 1 | 2 | 3 | 4 | 5 | 6 | 7 | 8 | 9 |
|---|-----|------|--------------------------------|------------------|------------------|------------------|------------------|------------------|------------------|------------------|------------------|------------------|
| | | | | Jan-19 | Feb-19 | Mar-19 | Apr-19 | May-19 | Jun-19 | Jul-19 | Aug-19 | Sep-19 |
| Water Sales | | | | | | | | | | | | |
| 461000 | 001 | 6100 | WATER SALES: BILLED REVENUE | (47,026.97) | (50,063.69) | (45,427.73) | (42,184.10) | (44,429.66) | (51,805.24) | (43,799.15) | (54,588.29) | (47,899.02) |
| 461001 | 001 | 6100 | WATER SALES BILLED RECOUPMENT | - | - | - | - | - | - | - | - | - |
| 461100 | 001 | 6100 | WATER SALES: UNBILLED REVENUE | 6,228.00 | 5,422.00 | (3,197.00) | (6,984.00) | 694.00 | 4,228.00 | (2,694.00) | (41.00) | (2,896.00) |
| 461200 | 001 | 6100 | WATER SALES-UNBILLED RECOUPMNT | - | - | - | - | - | - | - | - | - |
| 462000 | 001 | 6100 | FIRE PROTECTION REVENUE | (17,072.56) | (17,072.56) | (17,072.56) | (17,072.56) | (17,072.56) | (17,072.56) | (17,072.56) | (17,072.56) | (17,072.56) |
| 460200 | 001 | 6100 | CBFRR REVENUES | (12,213.25) | (12,213.25) | (12,213.25) | (12,213.25) | (12,213.25) | (12,213.25) | (12,213.25) | (12,213.25) | (12,213.25) |
| 460998 | 001 | 6100 | CBFRR REVENUES - CONTRA | 12,213.25 | 12,213.25 | 12,213.25 | 12,213.25 | 12,213.25 | 12,213.25 | 12,213.25 | 12,213.25 | 12,213.25 |
| | | | | 57,871.53 | 61,714.25 | 65,697.29 | 66,240.66 | 60,808.22 | 64,649.80 | 63,565.71 | 71,701.85 | 67,867.58 |
| Other Operating Revenue | | | | | | | | | | | | |
| 471300 | 001 | 6100 | MISC OPERATING REVENUE | (121.00) | (20.00) | (202.00) | (310.00) | (135.00) | (315.00) | (112.00) | (201.00) | (478.00) |
| | | | | 121.00 | 20.00 | 202.00 | 310.00 | 135.00 | 315.00 | 112.00 | 201.00 | 478.00 |
| Total Revenues | | | | 57,992.53 | 61,734.25 | 65,899.29 | 66,550.66 | 60,943.22 | 64,964.80 | 63,677.71 | 71,902.85 | 68,345.58 |
| Production Expenses | | | | | | | | | | | | |
| 601100 | 001 | 6105 | OTHER PROD LABOR:TREAT PLANT | - | - | - | - | - | - | - | - | - |
| 603500 | 001 | 6105 | OTHER PROD MAT&EXP: SRC/SUPPLY | - | - | - | - | - | - | - | - | - |
| 610200 | 001 | 6105 | SUPERINTENDENCE: WTP-PAC | - | - | - | - | - | - | - | - | - |
| 610201 | 001 | 6105 | BENEFITS: WTP-PAC | - | - | - | - | - | - | - | - | - |
| 623100 | 001 | 6105 | POWER PURCHASED: TRT PLT ELEC | 783.29 | 953.53 | 913.95 | 866.69 | 767.42 | 604.99 | 483.16 | 541.40 | 498.01 |
| 624100 | 001 | 6105 | OPER LABOR: TREATMENT PLANT | 5,757.13 | 3,893.97 | 6,423.65 | 4,966.23 | 5,683.89 | 5,215.53 | 4,963.67 | 5,445.91 | 6,701.50 |
| 626100 | 001 | 6105 | OPER EXP T PLANT: MAT & EXP | 467.40 | 74.99 | 1,657.62 | 274.76 | 414.67 | 253.21 | 80.04 | 224.00 | 123.26 |
| 626110 | 001 | 6105 | OPER EXP T PLANT: GAS/OIL | 2,093.75 | 1,970.35 | 410.00 | 655.32 | 2,698.20 | - | - | - | - |
| 626120 | 001 | 6105 | OPER EXP T PLANT: PHONE | 77.21 | 189.01 | 189.01 | 186.12 | 186.05 | 186.05 | 189.30 | 190.41 | 190.41 |
| 631100 | 001 | 6105 | MAINT STRUCT: TREATMENT PLANT | 158.05 | 1,204.45 | (1,140.27) | 48.27 | - | 1,047.98 | 2,900.52 | 876.76 | 76.76 |
| 631500 | 001 | 6105 | MAINT STRUCT: SOURCE OF SUPPLY | 3,463.22 | 2,050.99 | 781.07 | - | 850.58 | 102.17 | 199.89 | 1,169.93 | 367.82 |
| 633100 | 001 | 6105 | MAINT PUMP EQU: HIGH LIFT ELC | - | - | - | - | - | - | - | - | - |
| 633199 | 001 | 6105 | BOOSTER STATION GENERAL MAINT | - | 31.90 | - | - | - | 203.26 | - | - | - |
| 641110 | 001 | 6105 | CHLORINE: TREATMENT PLANT | 334.55 | - | 469.10 | 527.90 | - | 138.95 | 564.45 | - | 238.95 |
| 641120 | 001 | 6105 | ALUM. SULFATE/FERRIC CHLORIDE | - | - | - | - | 882.00 | - | - | - | - |
| 641140 | 001 | 6105 | POLYMERS | - | - | - | - | - | - | - | - | - |
| 641160 | 001 | 6105 | CORROSION INHIBITOR | - | - | - | - | - | - | - | - | - |
| 641213 | 001 | 6105 | SODA ASH | - | 891.00 | - | - | - | - | - | - | - |
| 642200 | 001 | 6105 | LABORATORY EXPENSE | - | - | - | - | - | - | - | - | - |
| 642205 | 001 | 6105 | LAB EXPENSE: OUTSIDE TESTING | 353.00 | 101.00 | 14.00 | 448.00 | 101.00 | 97.00 | 586.00 | 97.00 | 92.00 |
| 652200 | 001 | 6105 | MAINT PROC EQU: TRT PLANT | - | - | 92.39 | 230.00 | 1,840.39 | - | 92.05 | 375.54 | - |
| 652220 | 001 | 6105 | MAINT PROC EQUIP: SCADA & OTHR | 118.20 | 208.96 | 118.20 | 118.20 | 118.20 | 118.20 | 326.19 | 89.18 | 236.40 |
| | | | | 13,605.80 | 11,570.15 | 9,928.72 | 8,321.49 | 13,542.40 | 7,967.34 | 10,385.27 | 9,010.13 | 8,525.11 |
| Transmission & Distribution Expenses | | | | | | | | | | | | |
| 660000 | 001 | 6106 | SUPERINTENDENCE: OPS-PAC | - | - | - | - | - | - | - | - | - |
| 660001 | 001 | 6106 | BENEFITS: OPS-PAC | - | - | - | - | - | - | - | - | - |
| 662003 | 001 | 6106 | MISC GEN EXPENSE/OPERATIONS | - | - | - | - | - | - | - | - | - |
| 662004 | 001 | 6106 | MISC T&D MATERIALS & SUPPLIES | - | - | - | - | - | - | - | - | - |
| 662100 | 001 | 6106 | DUTY PAY | - | - | - | - | - | - | - | - | - |
| 663100 | 001 | 6106 | METER OPERATING LABOR & EXP | 559.58 | 810.51 | 443.47 | 113.17 | 29.94 | 2,004.61 | 684.93 | 1,096.30 | 305.60 |
| 663101 | 001 | 6106 | MOLE: METER REMOVAL | - | - | - | - | - | - | - | - | - |

| | | | | | | | | | | | | |
|--------|-----|------|--------------------------------|-----------------|-----------------|-----------------|-----------------|-----------------|------------------|-----------------|-----------------|-----------------|
| 664200 | 001 | 6106 | OTHER EXPENSE ON CUST PREMISIS | 142.56 | - | 259.20 | - | - | - | - | - | - |
| 665100 | 001 | 6106 | SMALL TOOLS EXPENSE | 57.60 | - | - | 15.97 | 4.99 | - | - | - | - |
| 665250 | 001 | 6106 | TRANS/EXP: MISCELLANEOUS | - | - | - | - | - | - | - | - | - |
| 665400 | 001 | 6106 | GASOLINE | - | - | - | - | - | - | - | - | - |
| 673001 | 001 | 6106 | MAINT MAINS: REPAIRS | 93.97 | 79.55 | 1,300.61 | 233.43 | 1,255.70 | 382.03 | 122.56 | 173.16 | 29.21 |
| 673002 | 001 | 6106 | MAINT MAINS: GATE PROGRAM | - | - | - | - | - | - | - | - | - |
| 673003 | 001 | 6106 | MAINT MAINS: FLUSHING LN | - | - | - | - | - | - | - | - | - |
| 673004 | 001 | 6106 | MAINT GATES: INSPECTION: PAC | - | - | - | - | - | - | - | - | - |
| 675000 | 001 | 6106 | MAINTENANCE: SERVICES | 554.38 | 3,430.31 | 134.74 | 118.85 | 1,291.63 | 9,220.59 | 5,825.61 | 2,105.60 | 56.56 |
| 676000 | 001 | 6106 | MAINTENANCE: METERS | 352.14 | - | 126.74 | - | 66.63 | 50.91 | 50.91 | 6.92 | 118.82 |
| 677001 | 001 | 6106 | MAINTENANCE: HYDRANTS-REPAIRS | - | - | - | - | - | - | - | - | - |
| 677002 | 001 | 6106 | MAINTENANCE: HYDRANTS-PAINTING | - | - | - | - | - | - | - | - | - |
| 677003 | 001 | 6106 | MAINTENANCE: HYDRANTS-INSPECTN | 1,354.26 | 126.74 | 411.90 | 704.61 | 124.51 | 196.62 | 226.33 | 228.28 | 322.48 |
| 678000 | 001 | 6106 | MONITOR CONTRACTORS MARKING | - | 31.68 | 286.54 | 288.62 | 1,092.24 | 708.36 | 497.27 | 483.67 | 422.43 |
| | | | | 3,114.49 | 4,478.79 | 2,963.20 | 1,474.65 | 3,865.64 | 12,563.12 | 7,407.61 | 4,093.93 | 1,255.10 |

Customer Accounts & Collection Expenses

| | | | | | | | | | | | | |
|--------|-----|------|----------------------------|---------------|---------------|-----------------|---------------|-----------------|-----------------|-----------------|-----------------|---------------|
| 902000 | 001 | 6108 | CUSTOMER ORDS: COLLECTIONS | - | - | - | - | - | - | - | 22.68 | (22.68) |
| 903000 | 001 | 6108 | CUSTOMER ORDS: COLLECTIONS | - | - | 231.67 | - | - | 107.59 | 368.77 | 54.32 | 169.25 |
| 902001 | 001 | 6108 | METER READING | 126.74 | 51.78 | 126.74 | 124.51 | 50.91 | 133.26 | 124.51 | 60.02 | 124.51 |
| 902098 | 001 | 6108 | METER READING: TRANSFERS | 31.68 | 57.33 | 59.82 | 165.54 | 66.64 | 104.37 | 188.97 | 58.94 | 253.41 |
| 902099 | 001 | 6108 | METER READING: EXCEPTIONS | - | - | 103.56 | - | - | - | - | - | - |
| 902100 | 001 | 6108 | BILLING & ACCOUNTING | - | - | - | - | - | - | - | - | - |
| 903100 | 001 | 6108 | BILLING & ACCOUNTING | 631.72 | 502.15 | 558.28 | 280.01 | 601.55 | 626.96 | 602.02 | 879.05 | 419.16 |
| 930200 | 001 | 6108 | PUBLIC RELATIONS | - | - | 12.29 | 1.05 | 11.12 | - | - | - | - |
| 904000 | 001 | 6108 | UNCOLLECTABLE ACCOUNTS | 65.00 | 30.97 | - | - | 394.41 | 399.36 | 1,744.81 | - | - |
| | | | | 855.14 | 642.23 | 1,092.36 | 571.11 | 1,124.63 | 1,371.54 | 3,029.08 | 1,075.01 | 943.65 |

Administrative and General Expense

| | | | | | | | | | | | | |
|--------|-----|------|--------------------------------|-----------------|-----------------|-----------------|-----------------|-----------------|-----------------|------------------|-----------------|-----------------|
| 921000 | 001 | 6109 | OFFICE SUPPLIES & EXPENSE | 9.17 | 11.30 | 9.50 | 6.65 | 15.80 | 11.95 | 5.50 | 7.00 | 11.80 |
| 921160 | 001 | 6109 | OFFICE SUPPLIES & EXP: PHONE | 299.76 | 292.89 | 296.41 | 296.20 | 296.20 | 296.21 | 296.50 | 297.39 | 297.39 |
| 923000 | 001 | 6109 | OUTSIDE SERVICES | - | - | - | 1.02 | - | - | 8,971.34 | - | - |
| 924000 | 001 | 6109 | INSURANCE EXPENSE | 815.65 | 964.15 | 889.90 | 889.89 | 889.89 | 889.89 | 889.89 | 889.89 | 889.89 |
| 928000 | 001 | 6109 | REGULATORY COMMISSION EXPENSE | 273.67 | 273.67 | 273.67 | 273.68 | 273.68 | 273.63 | 273.63 | 105.71 | 189.66 |
| 930100 | 001 | 6109 | MEETING CONVENTION/MEMBSP FEES | - | - | - | - | - | - | - | - | - |
| 930102 | 001 | 6109 | LICENSING FEES | 25.00 | 25.00 | 25.00 | 25.00 | 25.00 | 25.00 | 25.00 | 25.00 | 25.00 |
| 930200 | 001 | 6109 | PUBLIC RELATIONS | 20.18 | - | - | - | - | - | - | - | - |
| 930300 | 001 | 6109 | MEALS | - | - | - | - | - | - | - | - | - |
| 930400 | 001 | 6109 | MISCELLANEOUS GENERAL EXPENSE | - | 181.00 | - | - | - | - | - | - | - |
| 930410 | 001 | 6109 | CHARITABLE CONTRIBUTIONS | - | - | - | - | - | - | - | - | - |
| 950200 | 001 | 6109 | MAINT: OFFICE FURNT & EQUIP | - | - | - | - | - | - | - | - | - |
| 950400 | 001 | 6109 | MAINT: MISC GENERAL EQUIP | - | - | - | - | - | - | - | - | - |
| 950500 | 001 | 6109 | MAINT COMPUTER EQUIP: PAC | - | - | - | - | - | - | - | - | - |
| | | | | 1,443.43 | 1,748.01 | 1,494.48 | 1,492.44 | 1,500.57 | 1,496.68 | 10,461.86 | 1,324.99 | 1,413.74 |

Inter Div Management Fee

| | | | | | | | | | | | | |
|--------|-----|------|---------------------------|------------------|------------------|------------------|------------------|------------------|------------------|------------------|------------------|------------------|
| 930500 | 001 | 6100 | MAINT COMPUTER EQUIP: PAC | 379.00 | 419.00 | 500.00 | 406.00 | 398.00 | 370.00 | 276.00 | 342.00 | 332.00 |
| 930510 | 001 | 6100 | MAINT COMPUTER EQUIP: PAC | 12,366.00 | 10,361.00 | 22,921.00 | 13,798.00 | 13,746.00 | 12,941.00 | 13,635.00 | 13,145.00 | 12,020.00 |
| 930520 | 001 | 6100 | MAINT COMPUTER EQUIP: PAC | - | - | - | - | - | - | - | - | - |
| | | | | 12,745.00 | 10,780.00 | 23,421.00 | 14,204.00 | 14,144.00 | 13,311.00 | 13,911.00 | 13,487.00 | 12,352.00 |

Total Operating Expenses

| | | | | | | | | |
|------------------|------------------|------------------|------------------|------------------|------------------|------------------|------------------|------------------|
| 31,763.86 | 29,219.18 | 38,899.76 | 26,063.69 | 34,177.24 | 36,709.68 | 45,194.82 | 28,991.06 | 24,489.60 |
|------------------|------------------|------------------|------------------|------------------|------------------|------------------|------------------|------------------|

Depreciation Expense

| | | | | | | | | | | | | |
|--------|-----|------|------------------------------------|-------------------|------------------|-------------------|------------------|-------------------|-------------------|-------------------|------------------|------------------|
| 403000 | 001 | 6100 | DEPRECIATION EXPENSE: PAC | 8,468.02 | 8,467.71 | 8,474.61 | 8,473.60 | 8,474.06 | 8,468.00 | 8,466.34 | 8,494.65 | 8,496.77 |
| | | | | 8,468.02 | 8,467.71 | 8,474.61 | 8,473.60 | 8,474.06 | 8,468.00 | 8,466.34 | 8,494.65 | 8,496.77 |
| | | | Amortization Expense: CIAC | | | | | | | | | |
| 405300 | 001 | 6100 | AMORTIZATION EXPENSE: CIAC | (1,915.46) | (1,915.39) | (1,915.46) | (1,915.39) | (1,915.38) | (1,915.47) | (1,915.46) | (1,915.39) | (1,915.45) |
| | | | Amortization Expense | | | | | | | | | |
| 407320 | 001 | 6100 | AMORT EXP - DEFERRED CHARGES | 257.30 | 257.31 | 257.31 | 257.31 | 255.99 | 257.32 | 257.30 | 257.31 | 257.30 |
| 407100 | 001 | 6100 | AMORT: ACQUISITION PREMIUM | 2,800.17 | 2,868.09 | 2,868.07 | 2,868.07 | 2,868.08 | 2,868.08 | 2,868.08 | 2,868.07 | 2,868.09 |
| | | | | 3,057.47 | 3,125.40 | 3,125.38 | 3,125.38 | 3,124.07 | 3,125.40 | 3,125.38 | 3,125.38 | 3,125.39 |
| | | | Taxes Other than Income Tax | | | | | | | | | |
| 408110 | 001 | 6100 | LOCAL PROPERTY TAXES | 15,828.09 | 15,828.09 | 15,828.06 | 15,828.09 | 15,810.09 | 15,810.09 | 15,810.09 | 15,810.09 | 15,792.07 |
| 408130 | 001 | 6100 | OTHER TAXES | - | - | - | - | - | - | - | - | - |
| | | | | 15,828.09 | 15,828.09 | 15,828.06 | 15,828.09 | 15,810.09 | 15,810.09 | 15,810.09 | 15,810.09 | 15,792.07 |
| 414000 | 001 | 6100 | GAIN FROM FORGIVENESS SRF DEBT | (119.19) | (119.19) | (119.19) | (119.19) | (119.19) | (119.19) | (119.19) | (119.19) | (119.19) |
| | | | Income Tax | | | | | | | | | |
| 409102 | 001 | 6100 | PROV/FED INC TAX/CURRENT | 18.33 | 1,240.13 | 168.20 | 2,797.67 | 153.90 | 432.73 | (1,472.49) | 3,270.14 | 3,465.51 |
| 409113 | 001 | 6100 | PROVS FOR NH BUS PRFTS TAX CUR | 7.49 | 506.55 | 68.69 | 1,095.41 | 61.14 | 171.90 | (584.96) | 1,299.09 | 1,376.69 |
| 410102 | 001 | 6100 | PROV FEDL INCOME TAX DEFERRED | - | - | - | - | - | - | - | - | - |
| 410113 | 001 | 6100 | PROV NH INCOME TAX DEFERRED | - | - | - | - | - | - | - | - | - |
| | | | | 25.82 | 1,746.68 | 236.89 | 3,893.08 | 215.04 | 604.63 | (2,057.45) | 4,569.23 | 4,842.20 |
| | | | Total Operating Deducts | 57,108.61 | 56,352.48 | 64,530.05 | 55,349.26 | 59,765.93 | 62,683.14 | 68,504.53 | 58,955.83 | 54,711.39 |
| | | | Net Operating Income | 883.92 | 5,381.77 | 1,369.24 | 11,201.40 | 1,177.29 | 2,281.66 | (4,826.82) | 12,947.02 | 13,634.19 |
| 421000 | 001 | 6100 | MISC NON-OPERATING INCOME(EXP) | - | - | - | - | - | - | - | - | - |
| 426000 | 001 | 6100 | MISC NONUTILITY EXPENSES | - | - | - | - | - | - | - | - | - |
| | | | Other Income | - | - | - | - | - | - | - | - | - |
| 420000 | 001 | 6100 | AFDUC-INT(DEBT) COMPONENT-PAC | - | - | - | - | - | - | - | - | - |
| 420100 | 001 | 6100 | AFUDC - EQUITY COMPONENT - PAC | - | - | - | - | - | - | - | - | - |
| 427115 | 001 | 6100 | INTERCOMPANY INTEREST | 3,277.86 | 3,247.85 | 3,268.34 | 3,209.20 | 3,131.21 | 3,187.22 | 3,246.49 | 3,179.50 | 3,132.30 |
| 427300 | 001 | 6100 | INTEREST EXP: BONDS & NOTES | 274.94 | 274.42 | 273.90 | 273.38 | 272.85 | 272.33 | 271.80 | 271.27 | 270.74 |
| 428000 | 001 | 6100 | AMORTIZATION OF DEBT EXPENSE | 62.33 | 62.33 | 62.33 | 62.33 | 62.33 | 62.33 | 62.33 | 62.33 | 62.33 |
| 419000 | 001 | 6100 | INTEREST INCOME | - | - | - | - | - | - | - | - | - |
| | | | Total Interest | 3,615.13 | 3,584.60 | 3,604.57 | 3,544.91 | 3,466.39 | 3,521.88 | 3,580.62 | 3,513.10 | 3,465.37 |
| | | | Net Income Before Dividends | (2,731.21) | 1,797.17 | (2,235.33) | 7,656.49 | (2,289.10) | (1,240.22) | (8,407.44) | 9,433.92 | 10,168.82 |
| 438000 | 001 | 6100 | DIVIDENDS: COMMON STOCK | - | - | - | - | - | - | - | - | - |
| | | | Net Income (Or Loss) - YTD | (2,731.21) | (934.04) | (3,169.37) | 4,487.12 | 2,198.02 | 957.80 | (7,449.64) | 1,984.28 | 12,153.10 |
| | | | Net Income (Or Loss) - MTD | (2,731.21) | 1,797.17 | (2,235.33) | 7,656.49 | (2,289.10) | (1,240.22) | (8,407.44) | 9,433.92 | 10,168.82 |

| 10 | 11 | 12 | 11 UPDATE MONTHLY |
|------------------|------------------|------------------|-------------------|
| Oct-19 | Nov-19 | Dec-19 | Total |
| (47,523.91) | (52,038.82) | (43,333.87) | (526,787) |
| - | - | - | - |
| 3,502.00 | 4,650.00 | (5,795.00) | 8,912 |
| - | - | - | - |
| (17,072.56) | (17,072.56) | (17,072.56) | (187,798) |
| (12,213.25) | (12,213.25) | (12,213.25) | (134,346) |
| 12,213.25 | 12,213.25 | 12,213.25 | 134,346 |
| 61,094.47 | 64,461.38 | 66,201.43 | 705,672.74 |
| - | - | - | - |
| (218.00) | (324.00) | (227.00) | (2,436) |
| 218.00 | 324.00 | 227.00 | 2,436.00 |
| - | - | - | - |
| 61,312.47 | 64,785.38 | 66,428.43 | 708,108.74 |
| - | - | - | - |
| - | - | - | - |
| - | - | - | - |
| - | - | - | - |
| 484.16 | 553.78 | 581.64 | 7,450 |
| 6,365.20 | 6,594.54 | 7,132.30 | 62,011 |
| 241.15 | 129.02 | 448.37 | 3,940 |
| 359.78 | - | 507.57 | 8,187 |
| 190.88 | 190.77 | 228.30 | 1,965 |
| 444.44 | - | 111.25 | 5,617 |
| 2,404.92 | 5,421.26 | 1,259.51 | 16,812 |
| - | - | - | - |
| - | - | - | 235 |
| 213.95 | - | 238.95 | 2,488 |
| - | - | 882.00 | 882 |
| - | - | - | - |
| - | - | - | - |
| - | - | - | 891 |
| - | - | - | - |
| 353.00 | 97.00 | 97.00 | 2,339 |
| - | 1,152.99 | 1,415.38 | 3,783 |
| 120.20 | 120.20 | 120.20 | 1,692 |
| 11,177.68 | 14,259.56 | 13,022.47 | 118,293.65 |
| - | - | - | - |
| - | - | - | - |
| - | - | - | - |
| - | - | - | - |
| - | - | - | - |
| 826.82 | 1,817.35 | 628.89 | 8,692 |
| - | - | - | - |

| | | | |
|------------------|------------------|------------------|-------------------|
| - | - | - | 402 |
| - | - | - | 79 |
| - | - | - | - |
| - | - | - | - |
| 258.48 | 119.47 | 118.61 | 4,048 |
| - | - | - | - |
| - | - | - | - |
| - | - | - | - |
| 4,104.37 | 8,733.96 | 1,024.94 | 35,577 |
| - | 247.70 | 178.24 | 1,021 |
| - | - | - | - |
| - | - | - | - |
| 509.04 | 188.31 | 250.62 | 4,393 |
| 546.83 | 345.06 | 64.00 | 4,703 |
| 6,245.54 | 11,451.85 | 2,265.30 | 58,913.92 |
| - | - | - | - |
| - | - | - | - |
| - | - | - | - |
| 245.46 | - | 204.14 | 1,177 |
| 133.26 | 133.26 | 124.51 | 1,190 |
| 84.87 | 82.21 | 151.68 | 1,154 |
| 66.63 | - | - | 170 |
| - | - | - | - |
| 630.05 | 570.19 | 913.26 | 6,301 |
| 24.00 | 51.58 | 12.29 | 100 |
| - | 1,020.01 | 442.09 | 3,655 |
| 1,184.27 | 1,857.25 | 1,847.97 | 13,746.27 |
| - | - | - | - |
| 7.50 | 5.00 | 14.45 | 101 |
| 297.40 | 297.39 | 297.66 | 3,264 |
| - | - | - | 8,972 |
| 887.07 | 889.90 | 867.51 | 9,786 |
| 258.00 | 258.00 | 258.00 | 2,727 |
| - | - | - | - |
| 25.00 | 25.00 | 25.00 | 275 |
| - | - | - | 20 |
| - | - | - | - |
| - | - | - | 181 |
| - | - | - | - |
| - | - | - | - |
| - | - | - | - |
| - | - | - | - |
| 1,474.97 | 1,475.29 | 1,462.62 | 25,326.46 |
| - | - | - | - |
| 317.00 | 412.00 | 367.00 | 4,151 |
| 13,510.00 | 15,713.00 | 15,863.00 | 154,156 |
| - | - | - | - |
| 13,827.00 | 16,125.00 | 16,230.00 | 158,307.00 |
| 33,909.46 | 45,168.95 | 34,828.36 | 374,587.30 |
| - | - | - | - |
| - | - | - | - |

| | | | |
|-------------------|-------------------|------------------|-------------------|
| 8,516.95 | 8,405.47 | 8,365.98 | 93,206 |
| 8,516.95 | 8,405.47 | 8,365.98 | 93,206.18 |
| | | | - |
| (1,915.39) | (1,915.37) | (1,915.47) | (21,070) |
| | | | - |
| | | | - |
| 257.31 | 257.30 | 257.32 | 2,829 |
| 2,868.07 | 2,868.07 | 2,868.09 | 31,481 |
| 3,125.38 | 3,125.37 | 3,125.41 | 34,310.00 |
| | | | - |
| | | | - |
| 15,311.42 | 15,311.42 | 14,724.39 | 172,968 |
| - | - | 1,258.00 | - |
| 15,311.42 | 15,311.42 | 15,982.39 | 172,967.60 |
| | | | - |
| (119.19) | (119.19) | (119.19) | (1,311) |
| | | | - |
| 383.92 | (1,097.05) | (1,235.99) | 9,361 |
| 152.51 | (435.80) | (1,604.71) | 3,719 |
| - | - | 3,468.00 | - |
| - | - | (178.00) | - |
| 536.43 | (1,532.85) | 449.30 | 13,079.70 |
| | | | - |
| 59,365.06 | 68,443.80 | 60,716.78 | 665,770.08 |
| | | | - |
| 1,947.41 | (3,658.42) | 5,711.65 | 42,338.66 |
| | | | - |
| - | - | - | - |
| - | - | - | - |
| - | - | - | - |
| - | - | - | - |
| - | - | - | - |
| | | | - |
| 3,038.68 | 3,004.62 | 3,049.73 | 34,923 |
| 270.21 | 269.68 | 269.15 | 2,996 |
| 62.33 | 62.33 | 62.33 | 686 |
| - | - | - | - |
| 3,371.22 | 3,336.63 | 3,381.21 | 38,604.42 |
| | | | - |
| (1,423.81) | (6,995.05) | 2,330.44 | 3,734.24 |
| | | | - |
| | | | - |
| - | - | - | - |
| 10,729.29 | 3,734.24 | 6,064.68 | 3,734.24 |
| (1,423.81) | (6,995.05) | 2,330.44 | - |

Pennichuck Water Works, Inc
Profit & Loss Statement
For the Twelve Months Ended December 31, 2018

PWW

| | 1 | 2 | 3 | 4 | 5 | 6 | 7 | 8 | 9 | 10 | |
|--------------------------------|---------------------------------|---------------------|---------------------|---------------------|---------------------|---------------------|---------------------|---------------------|---------------------|---------------------|---------------------|
| | Jan-18 | Feb-18 | Mar-18 | Apr-18 | May-18 | Jun-18 | Jul-18 | Aug-18 | Sep-18 | Oct-18 | |
| Water Sales | | | | | | | | | | | |
| 460100 | WATER SLS:BILLED CAP REC SURCG | (25,288.32) | (25,301.20) | (25,300.79) | (25,252.00) | (25,373.58) | (15,116.52) | (14,997.97) | (15,085.94) | (15,086.85) | (15,000.31) |
| 461000 | WATER SALES: BILLED REVENUE | (2,247,938.47) | (2,206,713.10) | (2,470,635.20) | (2,191,461.60) | (2,251,037.95) | (3,437,708.78) | (3,846,466.19) | (3,687,429.98) | (3,804,699.09) | (2,956,493.31) |
| 461001 | WATER SALES BILLED RECOUPMENT | - | - | - | (9,159.22) | (16,819.09) | (5,183.35) | (5,037.68) | (5,012.33) | (4,903.39) | (4,884.25) |
| 461100 | WATER SALES: UNBILLED REVENUE | (508,109.00) | 115,809.00 | 621,766.00 | (385,800.00) | (642,208.00) | (497,252.00) | (1,839,495.00) | (151,368.00) | 1,712,133.00 | 150,623.00 |
| 461200 | WATER SALES-UNBILLED RECOUPMNT | - | - | - | 9,159.22 | 16,819.09 | 5,183.59 | 5,038.54 | 5,012.33 | 4,903.39 | (572,709.75) |
| 460200 | CBFRR REVENUES | (731,204.48) | (731,204.48) | (731,204.48) | (731,204.48) | (731,204.48) | (731,204.48) | (731,204.48) | (731,204.48) | (731,204.48) | (731,204.48) |
| 460998 | CBFRR REVENUES - CONTRA | 731,204.48 | 731,204.48 | 731,204.48 | 731,204.48 | 731,204.48 | 731,204.48 | 731,204.48 | 731,204.48 | 731,204.48 | 731,204.48 |
| 461300 | WATER SLS:UNBIL CAP REC RECOUP | - | - | - | - | - | - | - | - | - | - |
| 461400 | WATER SLS:BILLED CAP REC RECOUP | - | - | - | - | - | - | - | - | - | - |
| 462000 | FIRE PROTECTION REVENUE | (484,738.44) | (484,847.90) | (486,180.21) | (484,772.17) | (485,121.21) | (521,299.66) | (500,813.15) | (500,629.09) | (500,923.14) | (503,212.49) |
| | | 3,266,074.23 | 2,601,053.20 | 2,360,350.20 | 3,087,285.77 | 3,403,740.74 | 4,471,376.72 | 6,201,771.45 | 4,354,513.01 | 2,608,576.08 | 3,901,677.11 |
| 466000 | WATER SALES FOR RESALE | - | - | - | - | (783.00) | (1,053.00) | (405.00) | - | (810.00) | (162.00) |
| Other Operating Revenue | | | | | | | | | | | |
| 415200 | JOBGING REVENUE | (32,894.46) | (18,116.06) | (16,932.85) | (27,708.94) | (37,174.89) | (13,349.56) | (18,507.82) | (23,602.35) | (14,581.08) | (44,153.76) |
| 474001 | FINANCE CHARGES | - | - | - | - | - | - | - | - | - | - |
| 471300 | MISC OPERATING REVENUE | (7,133.90) | (9,639.00) | (12,388.00) | (7,662.00) | (12,212.00) | (16,775.00) | (11,442.00) | (12,722.00) | (17,654.84) | (11,259.00) |
| 416000 | JOBGING EXPENSE | 17,547.97 | 15,457.01 | 17,590.02 | 1,205.33 | 16,394.41 | 8,190.70 | 11,343.87 | 12,484.88 | 8,298.10 | 20,841.45 |
| 472600 | LEASE INCOME | (952.16) | (952.16) | (952.16) | (980.72) | (980.72) | (980.72) | (980.72) | (980.72) | (980.72) | (980.72) |
| 474000 | OTHER WATER REVENUE | (8,798.45) | (8,818.96) | (8,813.54) | (8,827.08) | (8,836.76) | (8,850.30) | (8,860.37) | (8,865.78) | (8,855.72) | (8,852.24) |
| | | 32,231.00 | 22,069.17 | 21,496.53 | 43,973.41 | 42,809.96 | 31,764.88 | 28,447.04 | 33,685.97 | 33,774.26 | 44,404.27 |
| | Total Revenues | 3,298,305.23 | 2,623,122.37 | 2,381,846.73 | 3,131,259.18 | 3,445,767.70 | 4,502,088.60 | 6,229,813.49 | 4,388,198.98 | 2,641,540.34 | 3,945,919.38 |
| Production Expenses | | | | | | | | | | | |
| 601100 | OTHER PROD LABOR: CORE | 7,197.23 | 2,731.35 | 7,077.88 | 3,729.80 | 5,357.08 | 8,131.65 | 7,893.55 | 9,688.25 | 2,687.28 | 4,637.68 |
| 601101 | OTHER PROD LABOR: COMM SYSTEMS | 1,182.97 | 622.22 | 1,263.05 | 138.96 | 515.50 | 1,450.50 | 2,494.00 | 1,637.00 | 0.01 | 277.92 |
| 601500 | OTHER PROD LABOR:SRCE/SUPPLY | 1,116.07 | 993.11 | 746.50 | 837.87 | 1,418.46 | 1,212.48 | 1,701.59 | 1,474.84 | 1,263.91 | 993.11 |
| 602000 | PURCH WATER: MILFORD-BARTLETT | 192.20 | 192.20 | 230.72 | 230.72 | 230.72 | 406.89 | 406.89 | 406.89 | 9,111.55 | 259.13 |
| 602200 | PURCH WATER: COHAS | 18,100.73 | 19,550.73 | 18,825.73 | 17,665.73 | 20,275.73 | 25,495.73 | 35,935.73 | 34,195.73 | 26,655.73 | 32,455.73 |
| 602205 | PURCH WATER: SMYTHE WOODS | 638.83 | 649.92 | 616.65 | 605.56 | 672.10 | 838.45 | 1,137.88 | 1,082.43 | 882.81 | 1,015.89 |
| 602300 | PURCHASED WATER: BIRCH HILL | 4,669.67 | 2,824.67 | 3,535.67 | 3,337.67 | 6,223.67 | 6,493.67 | 4,036.67 | 3,628.67 | 3,628.67 | 1,540.67 |
| 602400 | PURCHASED WATER: DREW WOODS | 10,291.46 | 10,291.46 | 27,618.14 | 11,972.37 | 11,972.37 | 19,034.47 | 15,940.84 | 15,940.84 | 25,026.24 | 13,073.37 |
| 602450 | PURCH WATER: BROOK PARK | 4,802.78 | 4,492.48 | 3,674.68 | 3,657.28 | 4,163.33 | 5,017.38 | 7,798.48 | 6,947.33 | 4,882.53 | 5,719.18 |
| 602500 | PURCH WATER: GREATBROOK | 970.61 | 955.12 | 955.12 | 955.12 | 1,022.76 | 1,022.76 | 1,022.76 | 971.36 | 971.36 | 971.36 |

| | | | | | | | | | | | |
|--------|--------------------------------|-----------|-----------|------------|-----------|-----------|-----------|------------|-----------|-----------|------------|
| 602500 | PURCH WATER: SPRINGWOOD | 1,274.63 | 1,383.38 | 1,235.48 | 1,151.38 | 1,357.28 | 3,391.63 | 1,094.83 | 2,505.68 | 1,744.43 | 1,944.53 |
| 602502 | PURCH WATER: LITTLE POND | 8,878.73 | - | (3,953.77) | 845.73 | 1,701.23 | 3,687.73 | 6,689.23 | 6,819.73 | - | - |
| 602550 | PURCH WATER: SOUHEGAN WOODS | 107.07 | 107.67 | 107.67 | 107.67 | 747.87 | 747.87 | 747.87 | 1,303.42 | 780.87 | 780.87 |
| 602600 | PURCH WATER: GREENFIELD | 4,636.98 | 4,636.98 | 4,636.98 | 9,990.78 | 9,990.78 | 9,990.78 | 16,143.78 | 16,143.78 | 16,143.78 | 6,684.18 |
| 602600 | PURCH WATER: HUDSON | 37,902.15 | 37,902.15 | 42,974.99 | 37,902.15 | 37,902.15 | 37,902.15 | 37,902.15 | 37,902.15 | 37,902.15 | 36,667.55 |
| 602650 | PURCH WATER: SOUTH RD: LY | 7.68 | 7.68 | 7.67 | 7.67 | 7.67 | 2,419.87 | 691.42 | 691.42 | 161.87 | 161.87 |
| 602670 | PURCH WATER: DONALD STREET | 4,445.83 | 3,891.33 | 3,669.53 | 3,447.73 | 3,780.43 | 13,650.53 | 12,874.23 | 17,864.73 | 11,654.33 | 13,539.63 |
| 602675 | PURCH WATER:FEDERAL HL-MILFORD | 655.77 | 655.77 | 655.77 | 960.80 | 960.80 | 960.80 | 765.28 | 765.28 | 765.28 | 512.58 |
| 602680 | PURCHASED WTR: ASHLEY COMMONS | 426.67 | 379.83 | 379.83 | 379.83 | 471.62 | 471.62 | 471.62 | 444.42 | 444.42 | 444.42 |
| 602700 | PURCH WATER: PINE CREEK-LITCH | 818.56 | 391.88 | 344.03 | 339.68 | 354.18 | 377.38 | 409.28 | 397.68 | 351.28 | 384.63 |
| 602730 | PURCH WATER: WESCO | 3,234.67 | 12,668.92 | 3,234.67 | 4,464.17 | 4,464.17 | 4,464.17 | 5,082.83 | 5,082.83 | 5,082.83 | 5,078.08 |
| 602815 | PURCH WATER: GREENHILLS | 7,677.42 | 2,626.38 | 3,135.17 | 3,269.26 | 2,370.56 | 3,322.77 | 8,985.29 | 3,115.27 | 3,567.21 | 4,607.95 |
| 602860 | PURCH WATER: SETTLERS LN(OKWD) | 4,432.84 | 4,432.84 | 11,203.35 | 5,137.68 | 5,137.68 | 7,150.31 | 7,150.31 | 7,150.31 | 5,184.86 | 5,184.86 |
| 602880 | PURCHASED WATER: MAPLE HILLS | 5,126.35 | 5,126.35 | 5,027.20 | 5,027.20 | 5,027.20 | 4,971.78 | 4,971.78 | 4,971.78 | 4,111.55 | 4,111.55 |
| 602900 | PURCH WATER: FRANCOUER TRUCKS | - | - | - | 1,775.00 | - | 2,025.00 | 5,871.25 | 2,992.50 | 1,027.50 | (1,027.50) |
| 603100 | OTHER PROD MATERIAL & EXPENSE | - | 10.47 | - | 295.96 | 1,116.65 | 2,199.00 | (3,002.41) | - | - | - |
| 603101 | TRT PLANT: OFFICE SUPPLIES | 668.51 | 860.36 | 634.42 | 1,042.24 | 1,461.16 | 1,831.16 | 927.14 | 1,744.56 | 992.05 | 1,337.75 |
| 603500 | OTHER PROD MAT&EXP: SRC/SUPPLY | 0 | 0 | 0 | 0 | 0 | 0 | 0 | 0 | 0 | 0 |
| 610200 | SUPERINTENDENCE - WTP | 21,369.24 | 18,482.89 | 18,274.83 | 20,553.82 | 20,894.94 | 18,370.78 | 18,367.42 | 30,007.83 | 21,619.09 | 21,052.46 |
| 610200 | SALARIES - WTP | - | - | - | - | - | - | - | - | - | - |
| 610201 | BENEFITS - WTP | - | - | - | - | - | - | - | - | - | - |
| 610300 | OFFICE SALARIES & WAGES: WTP | 33,144.72 | 27,408.33 | 35,052.91 | 33,494.57 | 36,269.80 | 34,676.78 | 34,339.46 | 35,498.23 | 31,577.70 | 36,566.92 |
| 623100 | POWER PURCHASED: TRT PLT ELEC | 32,056.96 | 34,081.80 | 39,134.96 | 39,363.67 | 56,264.80 | 71,961.50 | 80,676.93 | 65,451.61 | 69,644.05 | 31,332.68 |
| 623102 | POWER PURCHASED: BT ELECTRIC | 164.98 | 311.84 | 304.52 | 284.32 | (432.22) | 165.42 | 165.90 | 201.32 | 156.42 | 158.48 |
| 623103 | POWER PURCHASED: AVD ELECTRIC | 14.89 | 19.58 | 14.89 | 27.59 | 73.70 | 184.37 | 178.71 | 186.89 | 145.12 | 42.16 |
| 623110 | POWER PURCHASED: ATHERTON COMM | 221.58 | 206.24 | 211.42 | 98.65 | 143.35 | 96.29 | 104.30 | 93.86 | 93.18 | 68.66 |
| 623112 | POWER PURCHASED: RICHARDSON | - | - | - | - | - | - | - | - | - | - |
| 623113 | POWER PURCHASED: HI-LO | 396.94 | 426.37 | 340.18 | 393.39 | 341.85 | 270.89 | 177.29 | 156.01 | 167.02 | 148.07 |
| 623114 | POWER PURCHASED: TWIN RIDGE | 812.29 | 657.33 | 660.09 | 700.47 | 303.30 | 343.35 | 1,390.69 | 609.81 | 611.00 | 580.62 |
| 623115 | POWER PURCHASED: DREW | 2,259.33 | 2,067.28 | 2,067.59 | 2,329.38 | 2,216.95 | 2,539.23 | 3,163.02 | 2,817.80 | 2,847.42 | 2,364.57 |
| 623116 | POWER PURCHASED: GLENN RIDGE | 927.02 | 817.32 | 719.72 | 768.90 | 663.24 | 636.80 | 568.51 | 458.32 | 505.11 | 414.02 |
| 623117 | POWER PURCHASED: ASHLEY COMMON | - | - | - | - | - | - | - | - | - | - |
| 623118 | POWER PURCHASED: BEDFORD | 576.45 | 571.05 | 571.01 | 568.28 | 323.86 | 509.37 | 476.34 | 617.29 | 504.47 | 445.05 |
| 623119 | POWER PURCHASED: GREATBROOK | - | - | - | - | - | - | - | - | - | - |
| 623120 | POWER PURCHASED: MAPLE HAVEN | 820.59 | 610.74 | 604.10 | 669.97 | 904.22 | 510.80 | 581.24 | 494.05 | 495.40 | 433.23 |
| 623121 | POWER PURCHASED: GLENWDLANDS | 652.47 | 642.50 | 615.92 | 662.29 | 873.41 | 418.81 | 426.45 | 391.08 | 348.28 | 349.26 |
| 623122 | POWER PURCHASED: COUNTY RD-BDF | 1,047.52 | 1,031.45 | 978.46 | 903.44 | 679.47 | 823.93 | 790.17 | 988.80 | 883.66 | 914.69 |
| 623123 | POWER PURCHASED:BOWERS LANDING | 699.24 | 761.18 | 689.97 | 875.21 | 566.65 | 470.05 | 519.79 | 508.13 | 458.09 | 440.18 |
| 623124 | POWER PURCH: PILGRIM CR-NASHUA | 533.04 | 492.72 | 407.65 | 532.67 | 426.40 | 601.56 | (36.41) | 184.92 | 227.16 | 225.92 |
| 623200 | POWER PURCHASED: MERR RIVER | 1,639.17 | 1,490.29 | 1,400.37 | 1,280.46 | 1,098.63 | 18,797.10 | 32,307.74 | 13,446.74 | 18,234.73 | 1,070.63 |
| 623201 | COHAS PUMP STAT: LY - POWER | 1,584.27 | - | 4,160.22 | 1,262.11 | 2,263.37 | 2,709.36 | 3,280.67 | 2,544.86 | 2,801.39 | 1,866.42 |
| 623210 | POWER PURCHASED: SNOW STA GAS | 53.45 | 55.23 | 51.67 | 56.79 | 57.62 | 56.07 | 56.18 | 460.85 | 58.47 | 63.91 |
| 623211 | BOOSTER STAT: TIMB - ELECTRIC | 7,335.81 | 7,186.64 | 6,847.70 | 6,873.67 | 7,188.49 | 9,233.47 | 9,778.84 | 6,757.10 | 7,502.39 | 6,820.33 |
| 623211 | W&E PUMP STATION: WM - POWER | 1,394.07 | 1,206.64 | 1,275.13 | 1,251.87 | 1,509.85 | 1,867.12 | 1,826.19 | 1,443.82 | 1,798.12 | 1,661.68 |
| 623212 | BOOSTER STAT: ARMORY-ELECTRIC | 843.41 | 834.81 | 833.11 | 852.30 | 951.85 | 362.16 | 909.68 | 535.88 | 884.93 | 716.90 |

| | | | | | | | | | | | |
|--------|--------------------------------|----------|----------|----------|----------|----------|----------|----------|----------|----------|----------|
| 623220 | STONE SLED BOOST: BOW - POWER | 357.33 | 379.75 | 358.67 | 345.96 | 443.20 | 419.44 | 448.85 | 479.59 | 391.27 | 380.12 |
| 623225 | STONE RDG BOOSTER:EXETER-POWER | 706.38 | 678.46 | 601.76 | 635.94 | 254.48 | 677.59 | 447.61 | 528.15 | 434.59 | 455.73 |
| 623231 | CASTLE REACH PUMP ST:WM -POWER | 817.52 | 614.12 | 686.53 | 684.06 | 546.97 | 901.86 | 1,346.87 | 637.94 | 835.25 | 481.91 |
| 623240 | POWER PURCHASED: FOUNDERS VIL | 539.55 | 506.01 | 558.42 | 255.89 | 474.77 | 419.75 | 477.29 | 454.73 | 538.36 | 523.35 |
| 623241 | FOREST HILLS PUMP ST: LY-POWER | 187.24 | 213.09 | 213.74 | 226.70 | 167.97 | 51.58 | 214.43 | 142.23 | 127.43 | 181.41 |
| 623245 | DANIELS LAKE: POWER | 597.85 | 739.21 | 757.25 | 696.29 | 559.95 | 328.81 | 354.72 | 315.68 | 315.96 | 298.93 |
| 623250 | POWER PURCHASED: LOCKE LAKE | 3,289.39 | 3,308.84 | 3,783.94 | 2,859.73 | 3,358.78 | 3,840.77 | 3,608.18 | 3,124.70 | 3,184.73 | 3,532.90 |
| 623251 | POWER PURCHASED: BIRCH HILL | 632.27 | 520.15 | 413.19 | 446.52 | 282.80 | 207.80 | 150.89 | 131.62 | 120.52 | 112.63 |
| 623252 | BOOSTER STAT: BADGER HILL-ELEC | 1,267.65 | 1,315.84 | 981.77 | 1,116.64 | 1,184.48 | 1,734.30 | 1,774.24 | 2,320.01 | 826.76 | 1,421.48 |
| 623252 | POWER PURCHASED: MIDDLETON | 536.38 | 629.86 | 465.73 | 597.63 | 546.77 | 207.46 | 284.82 | 300.67 | 272.07 | 178.63 |
| 623261 | LAMPLIGHTER PUMP ST: WM -POWER | 748.62 | 764.10 | 717.88 | 858.72 | 718.93 | 311.45 | 393.95 | 215.40 | 242.17 | 228.62 |
| 623271 | THURSTON WOODS PUMP ST:LEE-PWR | 648.89 | 608.09 | 477.10 | 525.40 | 327.69 | 334.99 | 351.13 | 526.28 | 257.91 | 288.59 |
| 623278 | BOOSTER STAT: BOWERS LAND:ELEC | - | - | - | - | - | - | - | - | - | - |
| 623281 | FLETCHERS CORNER ST: WM-POWER | 758.76 | 1,082.05 | 918.50 | 2,274.54 | 1,117.21 | 784.82 | 842.56 | 844.05 | 881.15 | 771.67 |
| 623290 | CHESTERBROOK PUMP STAT: POWER | - | - | - | - | - | - | - | - | - | - |
| 623301 | GOLDENBROOK PUMP ST: WM -POWER | 742.33 | 733.98 | 521.88 | 603.36 | 644.38 | 601.90 | 682.70 | 711.79 | 582.75 | 516.95 |
| 623321 | SHAKER HGHTS PUMP STAT: POWER | 270.12 | 269.38 | 255.99 | 240.68 | 368.04 | 122.51 | 139.22 | 122.30 | 116.74 | 112.09 |
| 623350 | BOOSTER STAT: COBURN ELECTRIC | 576.27 | 614.58 | 575.39 | 690.75 | 1,029.18 | 1,051.68 | 1,447.11 | 1,145.43 | 1,110.78 | 755.23 |
| 623351 | BEAVER HOLLOW PUMP ST: SN-PWR | 471.41 | 426.50 | 311.22 | 276.29 | 339.84 | 214.96 | 95.79 | 75.11 | 75.72 | 71.87 |
| 623362 | BOOSTER STAT: CABOT PRES-ELEC | 497.37 | 435.28 | 454.48 | 410.18 | 676.67 | 830.47 | 813.41 | 765.26 | 519.21 | 357.94 |
| 623372 | BOOSTER STAT: VALLEFIELD-ELEC | 938.51 | 830.29 | 880.25 | 928.51 | 1,129.14 | 676.35 | (13.86) | 435.96 | 463.16 | 596.44 |
| 623376 | CLEARWATER EST: RAYMOND: POWER | 620.89 | 535.34 | 532.83 | 607.58 | 599.60 | 364.17 | 389.85 | 362.17 | 395.92 | 494.51 |
| 623401 | HARDWOOD PUMP ST: WM - POWER | 1,053.97 | 1,100.18 | 1,012.95 | 1,173.26 | 726.30 | 461.11 | 461.83 | 490.73 | 497.85 | 435.13 |
| 623403 | BOOSTER STAT: ENGLISH WDS-ELEC | 448.19 | 405.14 | 407.51 | 504.98 | 287.43 | 491.91 | 467.41 | 397.16 | 420.77 | 299.63 |
| 623421 | WHITE ROCK PUMP ST:BOW - POWER | 1,580.99 | 1,574.16 | 1,519.70 | 1,466.43 | 1,199.81 | 976.62 | 1,114.76 | 977.39 | 836.76 | 840.50 |
| 623428 | BOOSTER STAT:INDIAN RCK-ELECT | 307.07 | 276.76 | 264.09 | 251.42 | 164.67 | 289.78 | 278.12 | 212.39 | 204.06 | 151.67 |
| 623441 | ROLLING HILLS PUMP ST:PW -PWR | 37.67 | 56.09 | 41.87 | 59.55 | 38.19 | 61.51 | 39.36 | 53.88 | 59.16 | 58.37 |
| 623450 | BOOSTER STAT: PWDR HILL-ELEC | 1,325.92 | 1,162.53 | 936.42 | 1,179.49 | 1,315.18 | 2,435.82 | 2,639.64 | 2,856.91 | 1,352.99 | 1,163.30 |
| 623471 | GILCREAST BOOSTER STAT:LY-PWR | 46.45 | - | 95.61 | 43.58 | 70.54 | 63.43 | 49.24 | 49.22 | 47.86 | 46.89 |
| 623478 | BOOSTER STAT:FEDERAL HILL-ELEC | 697.65 | 612.26 | 490.56 | 512.22 | 431.54 | 319.79 | 311.51 | 460.83 | 165.52 | 278.80 |
| 623500 | BOOSTER STAT: PINE HILL-ELECT | 526.96 | 508.37 | 444.35 | 444.35 | 2,318.86 | 1,928.34 | 1,803.37 | 1,921.46 | 1,866.16 | 817.23 |
| 623501 | SPRINGWOOD HLS PUMP ST:WM -PWR | 343.71 | - | 724.43 | 353.54 | 580.13 | 512.75 | 515.01 | 486.64 | 475.57 | 402.78 |
| 623550 | BOOSTER STAT: AUTUMN WDS-ELEC | 1,066.58 | 706.31 | 592.22 | 744.81 | 442.90 | 531.83 | 705.69 | 607.20 | 583.12 | 385.30 |
| 623551 | DARRAH BOOSTER STAT: LY- POWER | 1,002.96 | - | 2,066.15 | 759.43 | 1,547.60 | 1,792.10 | 1,969.11 | 1,860.37 | 1,664.89 | 1,200.08 |
| 623621 | COLONIAL DR BOOSTER ST:LF-PWR | 302.42 | 309.18 | 298.53 | 302.77 | 209.02 | 282.50 | 132.35 | 132.92 | 124.35 | 116.34 |
| 623651 | SOUTH RD BOOSTER STAT: LY -PWR | 281.76 | - | 573.07 | 238.50 | 310.94 | 243.66 | 231.71 | 252.59 | 379.47 | 199.71 |
| 623653 | BOOSTER STAT:SOUHEGAN WDS-ELEC | 679.40 | 808.99 | 663.94 | 1,062.32 | 563.45 | 827.19 | 831.75 | 783.58 | 768.80 | 427.86 |
| 623671 | MEADOWVIEW PUMP STAT: PM - PWR | 1,045.56 | 784.75 | 693.83 | 751.95 | 284.90 | 634.97 | 961.01 | 546.26 | 762.30 | 765.21 |
| 623672 | BOOSTER STAT: DONALD ST-ELEC | 1,296.47 | 1,568.26 | 1,093.43 | 1,174.64 | 1,846.89 | 3,021.29 | 3,277.73 | 3,091.22 | 1,779.97 | 1,655.84 |
| 623701 | NESENKEAG PUMP STAT: LY -POWER | - | - | - | - | - | - | - | - | - | - |
| 623702 | BOOSTER STAT: ORCHARD-ELECTRIC | 576.69 | 520.65 | 504.19 | 520.64 | 400.89 | 281.88 | 273.84 | 312.24 | 383.34 | 266.33 |
| 623731 | WESCO BOOSTER STAT: HT - POWER | 757.77 | 649.87 | 627.42 | 826.66 | 539.55 | 459.55 | 414.46 | 432.27 | 411.85 | 394.73 |
| 623751 | BOOSTER STAT: SKY MEADOW-ELEC | 1,370.46 | 1,459.17 | 1,210.38 | 1,210.38 | 1,255.75 | 1,655.84 | 1,816.91 | 1,704.28 | 1,471.29 | 1,351.97 |
| 623751 | ATKINSON PUMP STAT: AN - POWER | 185.39 | 201.19 | 286.05 | 165.91 | 122.97 | 212.81 | 132.65 | 207.33 | 112.17 | 87.72 |
| 623772 | BOOSTER STAT: GREAT BAY - ELEC | 566.04 | 586.89 | 660.09 | 640.55 | 293.29 | 581.12 | 423.75 | 346.97 | 358.69 | 446.62 |

| | | | | | | | | | | | |
|--------|--------------------------------|-----------|-----------|-----------|-----------|-----------|-----------|-----------|-----------|-----------|-----------|
| 623801 | W&E BOOSTER STATION: WM -POWER | 435.67 | 441.98 | 419.81 | 456.09 | 452.15 | 332.29 | 332.88 | 349.28 | 331.19 | 315.15 |
| 623805 | SPRUCE POND PUMP STA: WM - PWR | 998.70 | - | 1,815.34 | 615.17 | 826.54 | 805.94 | 993.96 | 937.05 | 809.96 | 1,104.38 |
| 623810 | BOOSTER STAT: DUNSTABLE-ELEC | 1,222.87 | 1,115.88 | 1,051.96 | 1,051.96 | 419.31 | 3,254.77 | 8,070.48 | 8,737.91 | 5,942.42 | 3,044.72 |
| 623811 | LIBERTY TREE PUMP ST: RD-POWER | 937.59 | 761.24 | 843.21 | 737.72 | 260.54 | 777.14 | 505.32 | 540.74 | 480.80 | 448.56 |
| 623816 | GREEN HILLS PUMP ST: RD -POWER | - | - | - | - | - | - | - | - | - | - |
| 623841 | MINISTERIAL HEIGHTS PS:LY -PWR | 640.97 | - | 1,018.43 | 209.77 | 419.80 | 442.15 | 436.48 | 511.25 | 465.24 | 325.95 |
| 623851 | BOOSTER STAT: KESSLER-ELECTRIC | 328.76 | 328.59 | 337.24 | 362.51 | 263.85 | 254.19 | 237.50 | 237.29 | 247.29 | 239.80 |
| 623851 | PINE HAVEN PUMP ST: LY - POWER | 236.98 | - | 288.91 | 77.94 | 234.43 | 232.26 | 244.87 | 216.89 | 197.51 | 172.71 |
| 623861 | BOOSTER STAT: SHAKESPEAR -ELEC | 721.54 | 744.87 | 724.20 | 767.52 | 590.23 | 421.62 | 462.93 | 411.73 | 391.26 | 267.64 |
| 623882 | HARVEST VIL PUMP ST: LY -POWER | 413.68 | 459.83 | 445.47 | 417.45 | 485.36 | 229.57 | 226.19 | 214.38 | 172.48 | 196.79 |
| 623892 | BOOSTER STAT: SWEET HILL-ELECT | 524.94 | 459.19 | 396.57 | 401.96 | 399.78 | 177.69 | 293.50 | 376.03 | 358.98 | 358.18 |
| 623961 | WILLIAMSBURG PUMP ST: PM-POWER | - | 1,044.28 | 2,686.29 | 1,377.64 | 1,377.64 | 110.42 | 1,571.95 | 1,856.81 | 1,655.39 | 1,703.92 |
| 623962 | BOOSTER STAT: MILFORD ELECTRIC | 1,625.74 | 1,478.76 | 1,456.58 | 1,634.77 | 1,647.01 | 3,380.07 | 2,103.25 | 1,768.11 | 1,075.43 | 1,572.32 |
| 623971 | BOOSTER STAT: SOUHEGAN - ELEC | 711.84 | 923.18 | 633.86 | 1,016.18 | 557.42 | 1,134.45 | 1,263.18 | 982.58 | 1,059.75 | 586.68 |
| 623971 | AVERY PUMP ST: LY - POWER | - | - | - | - | - | - | - | - | - | - |
| 623975 | BOOSTER STAT: PILGRIM HL-ELECT | - | 188.34 | 198.25 | 318.77 | 205.78 | 202.42 | 199.96 | 205.07 | 196.44 | 190.25 |
| 623976 | BOOSTER STAT:TARA HEIGHTS | 1,031.16 | 962.15 | 854.79 | 792.93 | 531.55 | 433.18 | 430.33 | 435.19 | 404.67 | 390.39 |
| 623981 | MAPLE HILLS PUMP ST: DY -POWER | 465.57 | 459.18 | 416.81 | 247.07 | 395.77 | 467.56 | 148.04 | 347.15 | 265.60 | 273.54 |
| 623990 | BOOSTER STAT: E STREET ELECT | 291.78 | 271.81 | 247.01 | 239.31 | 174.02 | 1,077.52 | 1,635.13 | 1,326.29 | 1,185.18 | 669.32 |
| 623991 | WINNISQUAM VILLAGE: POWER | 516.60 | 340.06 | 225.05 | 237.36 | 86.51 | 208.25 | 340.10 | 265.36 | 456.61 | 414.50 |
| 623993 | GAGE HILL PUMP ST: PM - POWER | 257.76 | 274.04 | 258.33 | 251.22 | 187.68 | 122.37 | 83.00 | 74.64 | 66.33 | 141.74 |
| 623994 | NORTHERN SHORES-TILTON: POWER | 416.02 | 419.49 | 378.36 | 390.51 | 521.96 | 216.36 | 194.34 | 180.23 | 231.11 | 197.22 |
| 623996 | EAST DERRY PUMP ST: DY - POWER | 406.85 | 236.05 | 215.14 | 266.87 | 175.84 | 170.76 | 83.98 | 72.45 | 74.06 | 66.14 |
| 623997 | SKYVIEW ESTATES-PELHAM POWER | 784.43 | 577.87 | 331.83 | 360.40 | 131.84 | 338.81 | 537.82 | 229.44 | 159.13 | 367.50 |
| 623999 | POWER PURCHASED: CONSULTING | 434.33 | 434.33 | 868.66 | - | 434.33 | 434.33 | 434.33 | 434.33 | 434.33 | 434.33 |
| 623999 | OPER LABOR: TREATMENT PLANT | - | - | - | - | - | - | - | - | - | - |
| 624100 | OPER LABOR: TREATMENT PLANT | 30,982.89 | 27,945.00 | 31,033.54 | 29,030.89 | 28,894.74 | 28,727.13 | 29,510.60 | 32,157.57 | 29,025.93 | 30,047.79 |
| 624100 | OPER EXP T PLANT: MAT & EXP | - | - | - | - | - | - | - | - | - | - |
| 626100 | OPER EXP T PLANT: MAT & EXP | 2,460.06 | 2,382.55 | 1,907.59 | 2,082.49 | 1,224.18 | 2,053.18 | 1,788.36 | 4,367.01 | 2,080.25 | 1,822.01 |
| 626100 | OP EXP-SCADA&ALARM MSTR DIALER | 2,181.61 | - | 53.91 | 96.64 | - | 103.95 | (5.96) | - | - | 4.71 |
| 626110 | OPER EXP T PLANT: GAS/OIL | 9,498.09 | 7,222.19 | 7,307.80 | 4,143.00 | 2,559.41 | 642.53 | 544.65 | 543.01 | 2,111.23 | 2,330.67 |
| 626120 | OPER EXP T PLANT: PHONE | 2,312.79 | 2,479.72 | 2,286.56 | 1,479.21 | 3,111.40 | 2,423.51 | 2,505.91 | 2,505.37 | 2,378.12 | 2,357.93 |
| 626120 | MAINT OF STRUCT:BOOSTER STAT | 1,039.47 | - | - | 3,222.35 | 1,534.32 | 1,454.30 | 4,785.82 | 4,819.33 | 1,091.44 | 1,557.56 |
| 626122 | OPER EXP T PLANT: HOUSEKEEPING | 339.90 | 288.47 | 624.23 | 270.71 | 274.08 | 80.43 | 237.01 | 322.52 | - | 419.92 |
| 626130 | OPER EXP WTP: SMALL TOOLS | 455.55 | 183.57 | 945.00 | 638.91 | 2,022.14 | 573.64 | 867.45 | 994.96 | 661.35 | 331.99 |
| 626200 | OPER EXP SNOW STA: MAT & EXP | - | - | - | - | 32.25 | - | - | - | - | - |
| 626300 | OPER EXP MERR RIVER: MAT & EXP | - | - | - | - | - | - | - | - | - | - |
| 631100 | MAINT STRUCT:T PLANT/D&M/SNOW | 1,660.24 | 8,053.05 | 2,539.20 | 3,081.92 | 1,712.18 | 9,752.31 | 3,130.69 | 1,741.05 | 650.14 | 1,902.00 |
| 631100 | MAINT STRUCT: SOURCE/SUPPLY | - | - | 658.64 | 50.84 | - | 2,400.00 | 1,268.71 | 450.00 | - | 1,000.48 |
| 631100 | MAINT STRUCT: TREATMENT PLANT | 296.69 | 164.08 | 74.52 | 109.61 | 99.71 | 235.58 | 1,530.84 | 5,164.17 | 2,727.39 | 80.51 |
| 631101 | MAINT STRUCT:COMM SYS/BOOSTERS | - | 187.15 | - | - | 49.25 | - | - | - | - | 390.11 |
| 631102 | MAINT OF STRUCT: CORE BOOSTERS | - | - | - | - | - | - | - | - | - | - |
| 631200 | MAINT STRUCT: SNOW STATION | - | - | - | - | - | - | - | - | - | - |
| 631500 | MAINT STRUCT: SRCE/SUPPLY | 3,474.94 | 7,490.17 | 2,951.38 | 453.64 | 4,550.10 | 15,239.10 | 2,517.89 | 10,044.03 | 6,066.96 | 12,165.11 |
| 631500 | MAINT PUMP EQUIP: LABOR | - | - | 340.89 | - | - | - | - | - | - | - |

| | | | | | | | | | | | |
|--------|--------------------------------|-----------|-----------|-----------|-----------|-----------|-----------|-----------|-----------|-----------|-----------|
| 633100 | MAINT PUMP EQUIP:TREATMENT PLT | - | 3,009.00 | 6,085.17 | - | - | 801.39 | - | 220.87 | - | - |
| 633100 | MAINT PUMP EQUIP: MAT & EXP | - | - | - | - | - | - | - | - | - | - |
| 633100 | MAINT PUMP EQU: HIGH LIFT ELC | - | - | - | - | - | - | 49.87 | - | - | - |
| 633105 | MAIN OF STRUCT:BOOSTER STATION | - | - | - | - | 258.95 | - | 186.27 | - | - | - |
| 633106 | MAINT PUMP EQUIP: CORE SYSTEMS | - | - | - | - | - | - | - | - | - | - |
| 633110 | MAINT OF PUMP EQUIP: COMM SYS | - | - | - | - | - | - | - | - | - | - |
| 633140 | MAINT CORE BOOSTER STAT: PHONE | 112.79 | 112.79 | 112.79 | 112.65 | 123.92 | 123.92 | 123.86 | 123.86 | 123.86 | 124.15 |
| 633150 | MAINT COMM BOOSTER STAT:PHONE | 46.34 | 46.34 | 46.34 | 46.29 | 50.93 | 50.93 | (14.59) | - | - | - |
| 633150 | MAINT BOOST ST:GAS/OIL/PROPANE | 632.84 | - | 1,597.98 | - | 563.77 | - | - | - | 671.00 | 394.59 |
| 633155 | MAIN COM BOOST ST:GAS/OIL/PROP | 828.27 | 314.13 | 791.85 | 644.51 | 140.76 | 181.48 | 175.01 | 164.81 | 250.13 | 175.80 |
| 633155 | BOOSTER STATION GENERAL MAINT | 3,346.00 | 2,890.00 | 3,056.00 | 2,815.72 | 3,116.65 | 2,891.72 | 2,865.72 | 1,682.00 | 1,810.00 | 1,976.00 |
| 633160 | MAINT CORE BOOST:GAS/OIL/PROP | 12,126.61 | 15,497.16 | 21,076.73 | 12,349.48 | 18,679.44 | 13,051.04 | 12,261.00 | 17,932.04 | 11,909.80 | 12,941.79 |
| 652300 | PWW-DUTY PAY (WTP) | 6,902.56 | 8,250.27 | 4,514.13 | 5,429.27 | 9,252.20 | 9,338.50 | 7,557.30 | 6,714.73 | 5,405.21 | 5,530.03 |
| 633198 | BOOST STAT GEN MAINT: COM SYS | 2,965.01 | 2,346.05 | 2,389.14 | 2,303.79 | 3,874.72 | 5,235.22 | 6,074.67 | 5,260.26 | 4,383.30 | 3,248.85 |
| 633199 | BOOSTER STATION GENERAL MAINT | 6,902.56 | 8,250.27 | 4,514.13 | 5,429.27 | 9,252.20 | 9,338.50 | 7,557.30 | 6,714.73 | 5,405.21 | 5,530.03 |
| 633199 | W&E PUMP STA: WM | 52,253.27 | 48,551.62 | 56,109.24 | 39,133.74 | 53,238.82 | 51,002.55 | 55,522.71 | 52,521.40 | 48,112.14 | 53,054.77 |
| 633210 | W&E PUMP STA: WM - CHEMICALS | 1,860.79 | 1,559.29 | 1,568.83 | 2,286.66 | 1,878.47 | 1,302.87 | 1,964.39 | 200.34 | (60.06) | 5,595.76 |
| 633212 | W&E PUMP STA: WM - PROPANE | - | - | - | - | - | - | - | - | - | - |
| 633214 | HARDWOOD PUMP STA: WM | - | - | - | - | - | - | - | - | - | - |
| 633400 | HARVEST VLGE PUMP STA: LY | - | - | - | - | - | - | - | - | - | - |
| 633881 | AVERY PUMP STA: LY - TELEPHONE | - | - | - | - | - | - | - | - | - | - |
| 633973 | CHLORINE: | - | - | - | - | - | - | - | - | - | - |
| 641110 | CHLORINE: TREATMENT PLANT | 3,609.11 | 2,346.05 | 2,808.24 | 2,303.79 | 4,293.82 | 5,235.22 | 6,593.77 | 5,060.26 | 4,383.30 | 3,717.95 |
| 641110 | FERRIC CHLORIDE | (104.32) | 40.48 | 88.32 | 62.56 | 92.00 | 92.00 | 103.04 | 106.72 | 80.96 | 77.28 |
| 641111 | CHLORINE: COMMUNITY SYSTEMS | 36.80 | 14.72 | 33.12 | 18.40 | 33.12 | 55.20 | 55.20 | 51.52 | 33.12 | 29.44 |
| 641120 | FERRIC CHLORIDE | 22,583.90 | 19,807.47 | 20,504.33 | 19,791.37 | 29,100.76 | 41,319.96 | 43,361.59 | 37,796.30 | 36,342.18 | 26,384.18 |
| 641120 | CORROSION INHIBITOR | - | - | - | - | - | - | - | - | - | 248.00 |
| 641120 | ALUM. SULFATE/FERRIC CHLORIDE | - | - | - | - | 869.00 | - | - | - | - | 840.00 |
| 641130 | AMMONIUM SULFATE-COMM SYSTEMS | - | - | - | - | - | - | - | - | - | - |
| 641140 | POLYMERS | 801.16 | 623.12 | 890.18 | 623.12 | 1,068.21 | 1,335.26 | 1,513.30 | 1,246.25 | 1,068.21 | 890.18 |
| 641150 | CARBON DIOXIDE: GAS - CORE | - | - | - | - | - | - | - | - | - | - |
| 641160 | CORROSION INHIBITOR | 3,139.52 | 2,807.19 | 4,087.04 | 2,807.19 | 4,673.93 | 5,883.07 | 6,045.71 | 5,309.51 | 4,366.38 | 3,521.04 |
| 641160 | MISC TREATMENT CHEMICALS | 35.36 | - | 35.36 | 35.36 | 70.72 | - | 35.36 | 34.93 | - | 34.93 |
| 641161 | ZINC ORTHOPHOSPHATE-COMM SYS | - | - | - | - | 106.07 | - | 35.36 | - | - | 34.93 |
| 641165 | CHEMICALS: BON TERRAIN | - | - | - | - | - | - | - | - | - | - |
| 641170 | MISC TREATMENT CHEMICALS | - | - | - | - | - | - | 6,075.00 | - | - | - |
| 641170 | CARBON DIOXIDE | - | - | - | - | - | - | - | - | - | - |
| 641180 | ARSENIC MEDIA REPLACEMENT | - | - | - | - | - | - | - | - | - | - |
| 641190 | TKPP DRY | 1,658.98 | 947.99 | 1,955.23 | 1,298.52 | 3,187.27 | 3,010.20 | 4,009.93 | 2,889.51 | 2,711.99 | 1,238.08 |
| 641190 | LABORATORY EXPENSE | 943.24 | 12,181.17 | 8,100.00 | - | - | - | 8,100.00 | - | 8,100.00 | - |
| 641191 | ARSENIC MEDIA REPLACEMENT | - | - | - | - | - | - | - | - | - | - |
| 641201 | POLYPHOSPHATE: CORE | 64.38 | 21.46 | 42.92 | 39.30 | 78.60 | 353.75 | 39.30 | 78.61 | 78.61 | - |
| 641203 | POTASSIUM PERMAGATE | 151.77 | 151.77 | - | 137.17 | 274.34 | - | 137.17 | 137.17 | - | - |
| 641205 | SODIUM HYDROXIDE | 28,297.90 | 27,419.46 | 24,488.40 | 23,758.90 | 34,071.70 | 48,965.61 | 51,328.47 | 49,103.37 | 46,546.29 | 32,462.94 |
| 641206 | SALT | 964.54 | 2,616.62 | 1,796.26 | 597.66 | 3,599.17 | 849.99 | 1,102.49 | 3,446.45 | 1,547.43 | 551.17 |

| | | | | | | | | | | | |
|--------|---|-------------------|-------------------|-------------------|-------------------|-------------------|-------------------|-------------------|-------------------|-------------------|-------------------|
| 641210 | SODIUM HEXAMETAPHOSPHATE | 28,297.90 | 27,419.46 | 24,488.40 | 23,758.90 | 34,071.70 | 48,965.61 | 51,328.47 | 49,103.37 | 46,546.29 | 32,462.94 |
| 641212 | POT ASH | - | - | - | - | - | - | - | - | - | - |
| 641213 | SODA ASH | 895.75 | - | - | - | - | - | - | 1,539.85 | - | - |
| 641214 | W&E CHEMICALS | - | - | - | - | - | - | - | - | - | - |
| 641220 | POLYPHOSPHATE-COMM SYSTEMS | 472.17 | 214.63 | 407.80 | 314.42 | 432.35 | 707.53 | 510.99 | 550.30 | 432.36 | 216.16 |
| 641221 | POTASSIUM PERMAGATE-COMM SYS | - | - | - | 137.17 | - | - | - | - | - | 137.17 |
| 641222 | SODIUM HYDROXIDE-COMM SYSTEMS | - | - | 34.10 | - | 16.55 | 49.61 | 22.03 | 44.17 | 21.47 | - |
| 641223 | SALT - COMMUNITY SYSTEMS | 2,680.84 | 256.58 | 464.35 | 544.52 | 531.25 | 531.24 | 358.59 | 743.74 | 630.85 | 531.24 |
| 641225 | POT ASH - COMMUNITY SYSTEMS | 257.67 | - | 515.34 | 309.20 | 824.54 | 1,339.88 | 1,133.71 | 1,236.80 | 1,545.98 | 824.52 |
| 642100 | PURIFICATION LABOR | 20,488.13 | 17,841.53 | 20,454.94 | 21,517.17 | 19,836.47 | 20,029.17 | 17,351.28 | 12,311.31 | 15,025.40 | 17,277.35 |
| 642160 | MAINT PURIF EUIP: CAUSTIC | - | - | - | - | - | - | - | - | - | - |
| 642200 | LABORATORY EXPENSE | 10,272.63 | 9,380.49 | 5,106.97 | 11,772.45 | 13,210.64 | 10,453.98 | 7,679.00 | 7,851.61 | 15,448.84 | 14,177.72 |
| 642201 | LABORTORY EXP-COMMUNITY SYSTEM | - | - | - | - | - | - | 357.13 | - | 126.78 | 827.07 |
| 642205 | LAB EXPENSE:OUTSIDE TEST-CORE | 2,922.90 | 6,033.60 | 3,047.40 | 3,863.10 | 4,769.90 | 1,652.60 | 8,322.40 | 9,825.65 | 13,007.71 | 17,226.55 |
| 642210 | LAB EXP: OUTSIDE TEST-COMM SYS | 504.80 | 3,044.60 | 1,036.40 | 702.00 | 673.00 | 1,519.40 | 1,276.40 | 7,239.40 | 7,249.20 | 8,578.20 |
| 643000 | WTP - NON-UNION VEHICLES | 156.08 | 1,273.42 | 135.40 | 417.07 | 336.48 | 1,514.99 | 1,020.33 | (157.08) | 983.26 | 663.04 |
| 643001 | WTP - UNION TRUCKS | 2,719.43 | 2,447.64 | 1,497.32 | 1,661.06 | 1,244.70 | 3,660.91 | 803.62 | 2,793.44 | 3,249.79 | 2,343.23 |
| 643002 | WTP - FUEL PURCHASED | 5,803.98 | 6,650.21 | 713.48 | 11,267.02 | 8,083.69 | 8,569.83 | 8,227.53 | 9,112.49 | 7,246.58 | 7,631.29 |
| 643004 | TRANSPORTATION EXP:CREDITS WTP | (26,240.50) | (21,521.50) | (25,597.00) | (22,990.00) | (30,483.75) | (27,373.50) | (27,571.50) | (27,412.00) | (23,196.25) | (24,640.00) |
| 643005 | WTP-VEH REGISTRATION:NON-UNION | - | - | - | - | - | - | - | - | 1,760.20 | - |
| 643006 | WTP-VEH REGISTRATION: UNION | 2,026.96 | - | - | - | - | - | 986.00 | - | 6,281.76 | 595.00 |
| 643007 | WTP-VEH REGISTRAT: TRAILERS | - | - | - | - | - | - | - | - | 172.00 | - |
| 643008 | WTP: TRAILERS | - | - | - | - | - | - | - | - | 259.07 | - |
| 652100 | MAINT PURIF EQU: TREAT PLANT | - | - | - | - | - | - | - | - | - | - |
| 652200 | MAINT PROC EQU: TRT PLANT | 6,154.28 | 7,025.24 | 10,979.74 | 13,891.67 | 8,609.70 | 9,626.58 | 9,525.45 | 9,188.48 | 4,866.67 | 9,127.31 |
| 652201 | MAINT PROC EQ: TP SLUDGE REMOV | 28,552.94 | 24,347.65 | 25,932.74 | 24,792.63 | 33,380.72 | 45,233.66 | 46,562.62 | 39,129.57 | 34,411.15 | 28,159.81 |
| 652220 | MAINT OF PROC EQ: SCADA & OTHR | 4,534.15 | 4,272.23 | 4,677.67 | 3,443.99 | 3,258.18 | 7,163.72 | 6,258.91 | 4,886.86 | 4,994.74 | 2,604.52 |
| 652221 | MAINT PROC EQUIP:SCADA-COM SYS | 3,997.66 | 744.39 | 454.40 | 559.25 | 2,891.99 | 4,497.64 | 946.06 | 997.27 | (2,863.05) | 2,049.40 |
| 926610 | TRAINING EDUCATIONAL SEMINARS | 1,567.61 | 1,289.42 | 2,814.75 | 3,871.50 | 2,598.33 | 6,589.29 | 484.01 | 508.27 | (2,002.23) | 3,233.92 |
| 926700 | VAC,HOL, BOOT ALLOW-TRT PLT | 1,749.77 | 12,145.60 | 5,556.03 | 12,405.69 | 10,540.13 | 29,995.38 | 29,597.95 | 11,731.44 | 16,041.08 | 18,841.07 |
| | | 584,789.20 | 577,229.83 | 598,974.18 | 553,903.44 | 645,627.54 | 820,477.88 | 866,846.02 | 803,386.79 | 751,969.77 | 642,008.76 |
| | Transmission & Distribution Expenses | | | | | | | | | | |
| 660000 | SUPERINTENDENCE: OPERATIONS | 14,223.21 | 11,560.94 | 18,830.99 | 20,707.18 | 22,679.27 | 19,839.04 | 20,052.57 | 28,501.36 | 20,894.92 | 28,246.46 |
| 660001 | BENEFITS: OPERATIONS MANAGER | - | - | - | - | - | - | - | - | - | - |
| 660300 | OFFICE SALARIES & WAGES: OPS | 16,360.08 | 13,561.08 | 19,065.52 | 18,691.91 | 19,567.22 | 18,546.19 | 19,528.43 | 22,108.03 | 17,187.39 | 12,804.85 |
| 662003 | MISC GEN EXPENSE/OPERATIONS | 8,383.56 | 3,707.50 | 7,624.65 | 3,916.84 | 8,007.30 | 6,255.79 | 3,858.97 | 7,051.87 | 3,866.79 | 3,678.09 |
| 662004 | MISC T&D MATERIALS & SUPPLIES | 171.06 | 815.90 | 1,459.10 | 2,975.81 | 762.42 | 223.72 | 4,620.17 | 1,814.80 | 1,444.88 | 1,791.61 |
| 662005 | MISC GEN EXP: OPS DOT PHYSICAL | 1,214.57 | 2,261.98 | 548.83 | 725.10 | 310.36 | 597.20 | 112.20 | - | - | 174.28 |
| 662006 | TRAINING UNION | 594.42 | 530.76 | 6,584.83 | 14,216.44 | 2,801.57 | 1,466.01 | 1,036.88 | 1,138.30 | 2,142.46 | 5,897.12 |
| 662100 | DUTY PAY | - | - | - | - | - | - | - | - | - | - |
| 663100 | METER OPERATING LABOR & EXP | 13,031.47 | 18,478.64 | 15,155.11 | 16,368.21 | 12,312.43 | 11,730.67 | 22,873.88 | 35,277.18 | 26,218.63 | 40,874.24 |
| 663101 | MOLE: METER REMOVAL | 945.68 | - | 412.55 | 4,090.56 | 4,924.88 | 426.59 | 260.30 | 525.24 | 901.72 | 6,130.06 |
| 663102 | MOLE: DPAC | - | - | 337.78 | - | 268.80 | - | - | - | - | - |
| 663200 | METER OPER LABOR & EXP-COM SYS | - | - | - | - | - | - | - | - | - | - |
| 663201 | MOLE:METER REMOVAL-COMM SYSTEM | - | - | - | - | - | - | - | - | - | - |

| | | | | | | | | | | | |
|--------|---------------------------------------|-------------|-------------|-------------|-------------|-------------|-------------|-------------|-------------|-------------|-------------|
| 664200 | OTHER EXPENSE ON CUST PREMISIS | 1,035.36 | 2,048.17 | 5,012.38 | 5,793.60 | 2,258.76 | 464.82 | 570.96 | 1,989.46 | 977.22 | 5,240.54 |
| 664201 | OTHER EXP ON CUST PREM-COM SYS | - | - | - | - | - | - | - | - | - | - |
| 665000 | STORES EXPENSE | 4,294.70 | 3,358.40 | 4,542.51 | 4,594.32 | 4,582.80 | 4,440.49 | 3,530.90 | 4,690.00 | 4,360.20 | 7,271.97 |
| 665087 | TRANS/EXP CONST/MAINT VEH #87 | - | - | - | - | - | - | - | - | - | - |
| 665100 | SMALL TOOLS EXPENSE | 1,623.62 | 1,831.39 | 3,361.48 | 214.56 | 4,169.10 | 4,945.95 | 786.38 | 4,797.42 | 1,801.42 | 1,165.78 |
| 665101 | OPS - UNION TRUCKS | 3,392.40 | 9,361.78 | 8,154.75 | 5,153.43 | 6,053.60 | 5,284.52 | 15,566.71 | 4,036.33 | 2,920.23 | 7,926.34 |
| 665102 | OPS - NON-UNION VEHICLES | 1,491.85 | (867.34) | 194.32 | - | 1,260.96 | - | 187.94 | 1,466.17 | 144.67 | 186.74 |
| 665103 | OPS - BOOM TRUCK | - | - | - | - | - | - | - | - | 649.85 | - |
| 665104 | OPS - BACKHOES | 2,617.08 | 2,621.79 | 618.76 | 9,632.05 | 1,133.21 | 524.95 | 96.03 | 1,597.25 | 616.99 | 2,627.73 |
| 665105 | OPS - DUMP TRUCKS | 1,037.43 | 4,227.67 | 2,453.88 | (11,704.47) | 1,802.54 | 32,977.58 | - | 701.91 | 3,054.33 | 2,930.14 |
| 665106 | NORTH COUNTRY - UNION TRUCKS | - | 339.80 | 92.86 | 692.77 | 296.94 | 1,048.81 | 1,181.55 | 314.75 | 1,289.02 | - |
| 665107 | NORTH COUNTRY - NON-UNION VEH | - | 226.93 | - | - | 1,036.20 | - | 3,214.24 | 921.34 | 178.42 | 2,196.05 |
| 665108 | OPS - TRAILERS | - | 129.90 | - | - | - | 357.54 | 776.52 | - | 7,047.44 | 205.40 |
| 665110 | OPS-VEH REGISTRAT:NON-UNION VE | - | - | - | - | - | - | - | - | 759.60 | - |
| 665111 | OPS-VEH REGISTRAT:UNION TRUCKS | - | - | - | - | 703.48 | - | - | - | 10,767.84 | - |
| 665112 | OPS-VEH REGISTRAT: BOOM TRUCK | - | - | - | - | - | - | - | - | 419.88 | - |
| 665113 | OPS-VEH REGISTRAT: BACKHOES | - | - | - | - | - | - | - | - | 408.00 | - |
| 665114 | OPS-VEH REGISTRAT: DUMP TRUCKS | - | - | - | - | - | - | - | - | 7,007.80 | 44.80 |
| 665115 | OPS-VEH REGISTRAT:NC-NON-UNION | - | - | - | - | - | - | - | - | - | - |
| 665116 | OPS-VEH REGISTRAT: NC-UNION | 441.72 | - | - | - | - | - | - | - | 1,272.92 | - |
| 665117 | OPS-VEH REGISTRAT: TRAILERS | - | - | - | - | - | - | - | - | 1,568.00 | - |
| 665118 | OPS-VEH REGISTRATION:COMPRESS | - | - | - | - | - | - | - | - | 107.00 | - |
| 665119 | OPS: REGISTRATION-NC TRAILERS | - | - | - | - | - | - | - | - | 179.00 | - |
| 665200 | TRANS/EXP PAC MAINT VEH #200 | - | - | - | - | - | - | - | - | - | - |
| 665201 | TRANS/EXP PAC VEHICILE #201 | - | - | - | - | - | - | - | - | - | - |
| 665250 | TRANS/EXP: MISCELLANEOUS | 8,991.27 | 3,697.31 | 4,757.27 | 3,066.91 | 9,003.66 | 2,267.02 | 2,897.46 | 5,616.89 | 10,851.76 | 11,507.29 |
| 665400 | FUEL PURCHASED: GAS/DIESEL | 12,291.15 | 10,105.06 | - | 20,455.30 | 12,692.00 | 11,789.71 | 11,982.75 | 12,459.57 | 10,071.92 | 11,231.17 |
| 665410 | MOTOR OIL | - | - | - | 869.83 | - | 779.27 | 252.75 | 431.28 | - | 2,358.39 |
| 665480 | VACTOR MACHINE | - | - | - | - | - | - | - | - | - | - |
| 665500 | COMPRESSOR EXPENSE | - | - | - | - | 162.99 | - | - | - | - | 1,968.89 |
| 665700 | TRANS/EXP: CREDITS | - | - | - | - | - | - | - | - | - | - |
| 665701 | TRANS/EXP TRUCK (CREDIT) | (41,745.75) | (32,775.00) | (36,753.50) | (44,098.25) | (52,504.25) | (49,485.00) | (45,018.72) | (44,342.25) | (38,925.75) | (47,679.50) |
| 665702 | TRANS/EXP BACKHOE (CREDIT) | (6,284.25) | (3,686.00) | (4,099.25) | (2,840.50) | (4,607.50) | (6,027.75) | (5,396.00) | (5,025.50) | (4,161.00) | (6,132.25) |
| 665703 | TRANS/EXP COMPRESSOR (CREDIT) | (655.50) | (114.00) | - | (598.50) | (57.00) | (484.50) | (1,524.75) | (3,847.50) | (2,650.50) | (912.00) |
| 665999 | INVENTORY ADJUSTMENT | - | - | - | 597.04 | (1,531.45) | - | (64.03) | (1,199.45) | - | - |
| 662007 | EMPLOYEE RELATIONS | - | - | - | 1,327.82 | - | - | - | 8,306.93 | - | - |
| 673001 | MAINT MAINS: REPAIRS | 35,821.42 | 28,019.03 | 7,620.51 | 24,782.28 | 11,600.85 | 30,531.89 | 31,803.57 | 30,964.85 | 39,956.77 | 29,420.68 |
| 673002 | MAINT MAINS: GATE PROGRAM | 9,186.88 | 8,355.29 | 13,005.45 | 10,167.60 | 24,783.96 | 108,774.59 | 76,726.25 | 79,604.12 | 66,120.98 | 41,077.73 |
| 673003 | MAINT MAINS: FLUSHING LN | 1,692.91 | 736.66 | 3,558.71 | 59,465.46 | 76,930.98 | 11,535.62 | (5,773.55) | 850.81 | 5,095.71 | 930.40 |
| 673004 | MAINT GATES: INSPECTION | 10,030.94 | 20,638.70 | 12,957.98 | 15,976.40 | - | 7,038.25 | 10,298.28 | 1,628.08 | 855.24 | 3,871.97 |
| 673005 | MAINT MAINS: WESCO MASTER METER VAULT | 19.20 | 18.54 | 19.23 | 19.28 | 18.43 | 18.43 | 18.04 | 18.39 | 16.86 | 16.78 |
| 673010 | MAINT MAINS:REPAIRS-COMM SYS | - | - | - | - | - | - | - | - | - | - |
| 673012 | MAINT MAINS:GATE PROG-COMM SYS | - | - | - | - | - | - | - | - | - | - |
| 673013 | MAINT MAINS:FLUSHING-COMM SYS | - | - | - | - | - | - | - | - | - | - |
| 673111 | UNION LABOR: CLEARING | 376.64 | (1,816.84) | (7,580.12) | 331.19 | 5,497.07 | (28,731.49) | (6,784.63) | 34,580.31 | (3,766.69) | (1,645.75) |

| | | | | | | | | | | | |
|--------|--|-------------------|-------------------|-------------------|-------------------|-------------------|-------------------|-------------------|-------------------|-------------------|-------------------|
| 673140 | MAINT GATES-INSPECTIONS-COMSYS | - | - | - | - | - | - | - | - | - | - |
| 673222 | CONTRACTOR: CLEARING | 24,902.87 | (21,346.91) | 8,948.78 | 4,082.56 | 12,900.86 | (42,281.72) | 1,311.97 | 18,765.69 | (1,370.80) | (491.31) |
| 673900 | MAINT OF MAINS: W HOLLIS PRV | 14.86 | 14.89 | 14.89 | 14.89 | 14.89 | 14.89 | 14.89 | 14.89 | 14.89 | 14.89 |
| 675000 | MAINTENANCE: SERVICES | 48,806.86 | 24,241.15 | 34,194.01 | 27,572.61 | 36,244.43 | 54,217.95 | 40,290.04 | 55,816.26 | 51,461.07 | 57,788.02 |
| 675001 | MAINT: SERVICES - COMM SYSTEMS | - | - | - | - | - | - | - | - | - | - |
| 676000 | MAINTENANCE: METERS | 5,091.15 | 3,346.00 | 2,539.84 | 1,882.37 | 3,174.17 | 2,167.69 | 1,456.79 | 1,870.63 | 2,539.58 | 3,154.00 |
| 676001 | MAINT: METERS - COMM SYSTEMS | - | - | - | - | - | - | - | - | - | - |
| 677000 | MAINTENANCE: HYDRANTS | 15,188.92 | 2,204.90 | 9,355.22 | 2,153.05 | 809.28 | 6,751.43 | 1,356.79 | - | 1,483.79 | 4,569.98 |
| 677001 | MAINTENANCE: HYDRANTS-REPAIRS | 11,000.36 | 3,552.35 | 7,220.82 | 2,883.27 | 2,006.46 | 6,855.98 | 2,708.46 | 5,589.76 | 2,295.56 | 7,482.77 |
| 677002 | MAINTENANCE: HYDRANTS-PAINTING | - | - | - | - | 374.96 | 5,786.70 | 4,386.44 | - | 468.32 | 1,754.50 |
| 677003 | MAINTENANCE: HYDRANTS-INSPECTN | 8,810.50 | 1,180.82 | 5,956.49 | 5,309.44 | 2,990.12 | 9,765.85 | 3,384.03 | 7,563.66 | 6,330.86 | 16,814.54 |
| 677011 | MAINT: HYDRANTS-COMM SYSTEMS | - | - | - | - | - | - | - | - | - | - |
| 677012 | MAINT HYDRANTS:PAINT-COMM SYS | - | - | - | - | - | - | - | - | - | - |
| 662100 | PWW-DUTY PAY (WTP) | 4,262.00 | 3,976.93 | 3,464.96 | 4,190.00 | 5,248.00 | 4,589.43 | 4,416.00 | 4,114.00 | 5,067.83 | 3,568.00 |
| 677013 | MAINT HYDRANTS:INSPECT-COM SYS | - | - | - | - | - | - | - | - | - | - |
| 678000 | MONITOR CONTRACTORS MARKING | 10,818.43 | 7,906.22 | 15,649.39 | 19,773.20 | 22,138.57 | 19,553.96 | 20,499.80 | 22,030.76 | 16,547.78 | 15,025.33 |
| 678001 | MONITOR CONTR MARKING-COMM SYS | - | - | - | - | - | - | - | - | - | - |
| 678950 | MAINT: MISC GENERAL EQUIPMENT | 3,884.64 | 1,536.38 | 2,699.63 | 2,762.51 | 2,847.80 | 1,837.70 | 3,090.72 | 6,042.65 | 1,482.23 | 4,841.28 |
| 921200 | RENTAL EXP PARKING: WILL ST | - | - | - | - | - | - | - | - | - | - |
| 921300 | OFFICE SUPPLY & EXP- WILL ST | 1,072.09 | 1,199.80 | 1,286.47 | 1,414.45 | 2,258.95 | 1,414.85 | 1,740.73 | 1,474.74 | 1,188.59 | 472.63 |
| 921310 | OFFICE EXPENSE: WILL ST-GAS | 2,622.99 | 1,429.06 | 1,450.27 | 1,255.72 | 561.02 | 383.62 | 297.85 | 254.42 | 208.36 | 253.83 |
| 921320 | OFFICE EXPENSE: WILL ST-ELECT | 3,822.40 | 3,302.95 | 2,782.89 | 3,173.44 | 2,413.01 | 2,447.71 | 3,042.02 | 3,262.67 | 2,962.03 | 2,324.83 |
| 921330 | OFFICE EXPENSE: WILL ST-PHONE | 3,322.30 | 3,631.97 | 4,063.37 | 2,782.05 | 4,408.00 | 3,762.82 | 3,612.38 | 3,613.28 | 3,618.58 | 3,597.65 |
| 926002 | EMP BENEFIT-BOOTS,VAC,HOL-OPS | 24,582.50 | 17,924.42 | 11,559.35 | 12,007.57 | 23,026.75 | 57,047.70 | 47,696.80 | 32,195.41 | 32,419.36 | 24,616.59 |
| 950120 | MAINTENANCE: GARAGE | 18,833.08 | 12,777.77 | 14,568.22 | 4,486.64 | 7,922.65 | 8,820.65 | 7,578.15 | 7,873.90 | 9,640.26 | 8,110.63 |
| 950130 | MAINTENANCE: METER SHOP | - | - | - | - | - | - | - | - | - | - |
| | | 287,619.07 | 174,252.74 | 213,691.18 | 281,333.94 | 306,261.50 | 340,273.12 | 314,555.91 | 407,460.66 | 338,010.21 | 329,304.16 |
| | Engineering Expense | | | | | | | | | | |
| 660001 | ENGINEERING VEHICLES | 549.15 | 3,768.94 | 687.03 | 991.52 | 1,996.88 | 1,389.84 | 204.22 | 2,007.41 | 336.31 | 2,479.37 |
| 660002 | ENGINEERING - FUEL PURCHASED | 1,077.49 | 1,505.69 | 418.96 | 2,064.64 | 1,744.33 | 2,052.73 | 2,358.62 | 2,688.37 | 2,491.54 | 2,633.92 |
| 660003 | ENGINEERING-VEH REGISTRATION | - | - | - | - | - | - | 1,591.00 | - | 3,485.40 | - |
| 660200 | SALARIES & WAGES - ENGINEERING | 96,918.40 | 88,141.54 | 90,496.16 | 83,941.82 | 113,998.02 | 101,652.40 | 83,737.00 | 109,692.54 | 100,173.29 | 113,954.61 |
| 662001 | ENGINEERING DEPT: EXPENSE | 1,789.05 | 1,253.35 | 852.86 | 432.25 | 5,147.10 | 6,092.93 | 11,910.72 | 15,895.84 | 15,751.23 | 2,038.63 |
| | | 100,334.09 | 94,669.52 | 92,455.01 | 87,430.23 | 122,886.33 | 111,187.90 | 99,801.56 | 130,284.16 | 122,237.77 | 121,106.53 |
| | Customer Accounts & Collection Expenses | | | | | | | | | | |
| 902000 | CUSTOMER ORDS: COLLECTIONS | 3,478.14 | 4,920.77 | 5,068.70 | 4,024.23 | 5,253.54 | 5,741.98 | 5,907.76 | 6,528.33 | 4,823.28 | 5,257.55 |
| 903000 | CUSTOMER ORDS: COLLECTIONS | 275.00 | 895.75 | (262.61) | 712.00 | 915.50 | 780.75 | 10.89 | 1,134.25 | 101.36 | 945.50 |
| 902001 | METER READING | 11,102.25 | 7,974.27 | 10,325.49 | 10,097.79 | 9,435.12 | 11,851.25 | 11,289.05 | 3,600.48 | 10,301.02 | 3,568.77 |
| 902002 | WATER BAN: COMMUNITY SYSTEMS | - | - | - | - | - | - | - | - | - | - |
| 902003 | EMPLOY BENEF-BOOTS/VACA/HOL-CS | 363.38 | 479.76 | 131.36 | 908.56 | 773.90 | 720.96 | 304.90 | 40.20 | 308.20 | 1,072.00 |
| 902004 | SICK - CUST SERVICE - UNION | 777.20 | - | 428.80 | 643.20 | 294.80 | 259.04 | - | - | - | - |
| 903004 | SICK - CUST SERVICE - UNION | - | - | - | - | - | - | - | - | - | - |
| 902010 | CUST ORDS:COLLECTIONS-COM SYS | - | - | - | - | - | - | - | - | - | - |
| 902011 | METER READING: COMM SYSTEMS | - | - | - | - | - | - | - | - | - | 243.18 |
| 902096 | METER READING-EXCEPT: COMM SYS | - | - | - | - | - | - | - | - | - | - |

| | | | | | | | | | | | |
|--------|---|------------------|------------------|------------------|------------------|------------------|------------------|------------------|------------------|------------------|------------------|
| 902097 | METER READING-TRANSF: COMM SYS | - | - | - | - | - | - | - | - | - | - |
| 902098 | METER READING: TRANSFERS | - | - | - | - | - | - | 708.34 | 230.54 | 5,230.27 | 6,224.15 |
| 902099 | METER READING: EXCEPTIONS | - | - | - | - | - | - | 775.72 | 218.55 | 134.29 | 1,211.12 |
| 902100 | BILLING & ACCOUNTING | - | - | - | - | - | - | - | - | - | - |
| 903100 | BILLING & ACCOUNTING | 35,724.82 | 34,273.02 | 25,973.39 | 34,737.20 | 40,247.57 | 35,478.51 | 35,233.96 | 40,442.32 | 30,576.15 | 33,042.83 |
| 902400 | WATER BAN | - | - | - | - | 313.48 | 3,670.26 | 7,973.28 | - | - | - |
| 903003 | EMPLOYEE BENEFITS:BOOTS/VACATION | 268.00 | 24.36 | 29.24 | (59.56) | (47.64) | (34.46) | 16.59 | 76.87 | 96.52 | (217.04) |
| 904000 | UNCOLLECTABLE ACCOUNTS | 3,197.23 | 3,859.27 | 3,639.37 | 7,267.66 | 2,052.57 | 3,337.64 | 10,286.35 | 3,440.96 | 10,492.98 | 394.39 |
| | | 55,186.02 | 52,427.20 | 45,333.74 | 58,331.08 | 59,238.84 | 61,805.93 | 72,506.84 | 55,712.50 | 62,064.07 | 51,742.45 |
| | Administrative and General Expense | | | | | | | | | | |
| 920000 | SALARIES & WAGES - ADMIN | 16,790.49 | 14,319.54 | 16,045.32 | 17,011.34 | 16,991.10 | 11,330.34 | 15,344.39 | (26,038.08) | 56,232.10 | 16,391.27 |
| 920001 | WAGES: REVENUE & CUSTOMER OPER | 80,817.01 | 70,788.97 | 79,652.35 | 81,070.30 | 85,045.15 | 79,760.47 | 77,260.25 | 92,913.81 | 76,638.63 | 92,345.44 |
| 920002 | SALARIES & WAGES: ACCOUNTING | 71,655.60 | 53,666.92 | 61,678.86 | 52,494.49 | 63,630.30 | 56,519.90 | 51,663.67 | 61,445.09 | 52,878.44 | 61,278.40 |
| 920003 | SALARIES & WAGES: IS | 44,608.86 | 31,841.50 | 41,126.75 | 44,368.96 | 38,752.30 | 39,050.30 | 36,652.94 | 40,513.97 | 37,146.37 | 39,011.66 |
| 920004 | SALRIES & WAGES: PWS | 12,389.59 | 11,360.11 | 10,845.69 | 10,740.90 | 12,723.48 | 11,666.86 | 16,710.82 | 4,231.26 | 11,416.87 | 12,711.33 |
| 920005 | SALARIES & WAGES: PWS ADMIN | - | - | - | - | - | - | - | - | - | - |
| 920100 | OFFICERS SALARIES & WAGES | 45,286.18 | 36,238.26 | 44,628.77 | 52,331.73 | 46,933.86 | 47,327.73 | 32,779.73 | 47,909.45 | (3,565.57) | 45,795.79 |
| 920200 | OFFICER'S SALARIES TRXF OUT | - | - | - | - | - | - | - | - | - | - |
| 921000 | OFFICE SUPPLIES & EXPENSE | 5,966.93 | 4,179.79 | 7,011.29 | 16,832.88 | (691.89) | 4,307.99 | 2,367.57 | 5,652.30 | 4,238.84 | 4,262.53 |
| 921001 | TRANS/EXP MAIN OFFICE - VEH #1 | - | - | - | - | - | - | - | - | - | - |
| 921002 | SENIOR MANAGEMENT VEHICLES | 165.33 | - | 154.01 | 199.91 | 1,462.15 | 563.18 | 136.13 | 202.31 | - | 259.43 |
| 921003 | SENIOR MGMT - FUEL PURCHASED | 268.27 | 290.78 | 581.48 | 292.31 | - | 29.40 | 460.43 | 518.38 | 478.78 | 401.56 |
| 921004 | SENIOR MGMT-VEH REGISTRATION | - | - | - | - | - | - | - | - | 990.60 | - |
| 921130 | OFFICE EQUIP: RENTAL/LEASE EXP | 3,635.66 | 549.74 | 3,550.24 | 2,905.24 | 9,371.84 | 3,614.62 | 3,422.82 | 2,355.80 | 3,539.62 | 2,894.62 |
| 921131 | VEHICLE LEASES | - | - | - | - | - | - | - | - | - | - |
| 921133 | IT VEHICLE EXPENSE-FUEL | 41.52 | 31.70 | - | 42.00 | 40.70 | 43.40 | - | 35.00 | 77.35 | 39.40 |
| 921134 | IT VEHICLE EXPENSE-REGISTRATION | - | - | - | - | - | - | - | - | - | - |
| 921132 | IT VEHICLE EXPENSE | - | - | - | - | - | - | - | - | 135.97 | - |
| 921140 | COURIER & EXPRESS MAIL EXPENSE | 41.41 | - | 123.76 | - | 141.48 | (131.08) | - | - | - | - |
| 921150 | RENTAL EXPENSE: HECOP III | 26,764.38 | 26,764.38 | 26,764.38 | 26,764.38 | 26,764.38 | 26,764.38 | 26,764.38 | 29,472.06 | 27,382.50 | 27,382.06 |
| 921160 | OFFICE EXP: MANCHESTR ST-PHONE | 2,872.44 | 3,300.81 | 3,004.74 | 3,316.47 | 3,278.75 | 3,370.54 | 3,564.62 | 3,214.93 | 3,246.34 | 3,197.02 |
| 921170 | OFFICE EXPENSE: MANCH ST ELECT | 3,020.95 | 2,898.08 | 2,614.11 | 3,543.38 | 4,154.43 | 5,382.39 | 6,089.92 | 5,605.73 | 4,691.15 | 3,771.48 |
| 922000 | MISC EXP: TRNSF-CR (OVERHEAD) | (53,774.54) | (31,126.45) | (22,643.19) | (44,419.38) | (49,670.03) | (62,966.12) | (55,620.66) | (79,387.14) | (64,347.89) | (87,655.10) |
| 922200 | LABOR: OVERHEAD | (91,389.19) | (79,743.96) | (90,467.83) | (79,812.11) | (101,640.19) | (81,677.46) | (75,168.58) | (71,900.81) | (69,741.34) | (74,313.35) |
| 923000 | OUTSIDE SERVICES | 26,105.44 | 58,453.21 | 20,002.97 | 35,828.99 | 47,926.82 | 51,589.97 | 23,316.76 | 21,061.55 | 22,490.81 | 51,007.61 |
| 924000 | INSURANCE EXPENSE | 52,730.22 | 52,844.51 | 52,744.55 | 38,403.55 | 37,950.90 | 52,744.55 | 52,744.55 | 53,330.77 | 46,655.56 | 53,430.76 |
| 926001 | OFFICER'S LIFE INSURANCE | 386.19 | 386.19 | 386.19 | 386.19 | 386.19 | 386.19 | 386.19 | 386.19 | 2,055.19 | 386.19 |
| 926100 | SICKNESS & FUNERAL PAY | 16,267.30 | 11,157.55 | 6,858.19 | 9,426.84 | 6,121.81 | (49,831.69) | - | - | - | - |
| 926200 | PENSION- DB PLAN | 112,231.08 | 112,231.08 | 112,231.08 | 112,231.08 | 112,231.08 | 112,231.08 | 112,231.08 | 112,231.08 | 112,231.08 | 112,231.08 |
| 926250 | GROUP PENSION: 401K | 25,152.99 | 19,266.25 | 18,790.76 | 19,485.00 | 25,901.98 | 26,314.28 | 21,589.46 | 25,994.28 | 20,400.68 | 20,613.93 |
| 926255 | EARLY RETIREE HEALTH EXPENSE | - | - | - | - | - | - | - | - | - | - |
| 926260 | POST-65 RETIREMENT HEALTH EXP | 21,619.33 | 21,619.33 | 21,619.33 | 21,619.33 | 21,619.33 | 21,619.33 | 21,619.33 | 21,619.33 | 21,619.33 | 21,619.33 |
| 926300 | EMPLOYEE SERVICE AWARDS | - | - | - | - | - | - | - | - | - | 7,314.86 |
| 926400 | GROUP HEALTH INSURANCE | 148,173.98 | 142,901.15 | 148,278.86 | 156,540.08 | 129,443.93 | 142,581.46 | 157,781.53 | 141,060.78 | 130,595.00 | 143,755.21 |
| 926401 | HEALTH INSURANCE:OPT OUT | - | 125.00 | - | 9,000.00 | - | - | - | - | 9,750.00 | - |

| | | | | | | | | | | | |
|--------|-----------------------------------|---------------------|---------------------|---------------------|---------------------|---------------------|---------------------|---------------------|---------------------|---------------------|---------------------|
| 926410 | GROUP DENTAL | 16,536.03 | 16,199.85 | 16,057.93 | 16,146.81 | 16,763.54 | 16,473.20 | 16,982.78 | 16,643.06 | 17,343.65 | 2,352.84 |
| 926420 | GROUP LIFE/DISABILITY INSURANC | 2,994.50 | 3,045.50 | 2,994.50 | 2,994.50 | 3,047.50 | 3,072.00 | 3,119.00 | 3,125.00 | 3,125.00 | 3,200.50 |
| 926440 | EMPLOYEE BENEFITS/ SECTION 125 | - | - | - | - | - | - | - | - | - | - |
| 926500 | MISC EMPLOYEE BENEFITS | 4,364.64 | 1,732.33 | 1,830.57 | 1,310.04 | 365.44 | 2,627.19 | 720.54 | (7,570.39) | 1,452.24 | 1,883.76 |
| 926501 | MISC EMPLOYEE BENEFITS-WELLNESS | - | - | 630.70 | (1,105.00) | 6,715.00 | (1,056.52) | (282.08) | (2,770.73) | 853.41 | (1,109.16) |
| 926502 | MISC EMPLOYEE BENEFITS-ACTIVITIES | - | - | - | - | - | - | - | 948.43 | 354.49 | 3,102.63 |
| 926503 | MISC EMPLOYEE BENEFITS-SAFETY | 950.00 | 310.00 | - | 2,162.80 | 713.68 | 1,361.62 | 2,148.62 | 104.74 | 1,803.70 | 1,192.66 |
| 926505 | EMPLOYEE RELATIONS | - | - | - | - | - | - | - | - | - | - |
| 926600 | TUITION REIMBURSEMENTS | 6,510.00 | - | 2,972.84 | - | 4,088.37 | 976.85 | 3,801.00 | - | 99.70 | 5,642.87 |
| 926610 | TRAINING EDUCATIONAL SEMINARS | 1,180.00 | 1,305.00 | - | 4,016.34 | 708.00 | 2,754.50 | 2,383.98 | 280.00 | 11,188.41 | 19,877.43 |
| 926801 | SUP BEN: SUP EXE RETIRE PLAN | - | - | (5,659.00) | - | - | 13,690.00 | - | - | 12,884.00 | - |
| 928000 | REGULATORY COMMISSION EXPENSE | 13,395.00 | 13,395.00 | 13,394.99 | 13,395.00 | 13,123.68 | 13,394.99 | 13,395.00 | 4,816.68 | 17,940.34 | 17,940.32 |
| 930100 | MEETINGS & CONVENTIONS | 915.00 | 5,299.70 | 5,343.92 | 5,644.97 | 526.53 | 273.33 | 908.96 | 33.33 | 13,381.78 | 659.00 |
| 930101 | MEMBERSHIPS | 3,833.91 | 3,698.91 | 139.98 | 4,262.29 | 3,829.66 | 3,857.62 | 2,463.42 | 3,159.92 | 2,524.71 | 2,042.72 |
| 930102 | LICENSING FEES | 2,530.83 | 1,430.83 | 1,430.82 | 1,505.83 | 1,495.83 | 1,659.28 | 1,656.12 | 1,693.17 | 1,886.17 | 1,166.17 |
| 930200 | PUBLIC RELATIONS | - | 535.60 | 1,510.86 | 3,513.73 | 7,134.89 | 13,137.05 | 1,137.87 | 850.87 | - | 568.70 |
| 930300 | MEALS | 390.09 | 610.33 | 398.83 | 282.21 | 411.20 | 147.01 | 291.72 | 396.51 | 122.94 | 742.99 |
| 930400 | MISCELLANEOUS GENERAL EXPENSE | 28.08 | 345.00 | 70.00 | 38.94 | 39.00 | 1,962.92 | 5.11 | - | - | - |
| 930401 | MISC GEN EXP:UNREALIZED ACQUIS | - | - | - | - | - | - | - | - | - | - |
| 930405 | MISC GEN EXP: RECRUITMENT FEES | 396.00 | 384.71 | 14,898.50 | 1,019.45 | 3,794.78 | 2,152.34 | 525.50 | 8,273.40 | 701.25 | 1,483.01 |
| 930410 | CHARITABLE CONTRIBUTIONS | - | - | - | - | - | - | - | - | - | - |
| 950100 | MAINTENANCE: OFFICE PROPERTY | 175.00 | 100.00 | 100.00 | 100.00 | 100.00 | 100.00 | 100.00 | 100.00 | 100.00 | 100.00 |
| 950110 | MAINTENANCE: MANCHESTER STREET | 3,191.24 | 1,156.40 | 2,465.25 | 1,728.40 | 1,975.41 | 1,951.59 | 1,934.65 | 3,526.99 | 1,804.51 | 1,983.22 |
| 950200 | MAINT: OFFICE FURNT & EQUIP | - | - | - | - | - | - | - | - | - | - |
| 950300 | MAINT: COMMUNICATION EQUIP | 1,831.54 | 1,831.54 | 1,841.54 | 218.77 | 3,442.95 | 1,825.86 | 1,826.76 | 1,826.76 | 1,829.57 | 1,831.49 |
| 950400 | MAINT: MISC GENERAL EQUIP | - | - | - | - | - | - | - | - | - | - |
| 950500 | MAINT: COMPUTER EQUIPMENT | 38,441.38 | 38,989.24 | 38,720.55 | 35,325.41 | 49,811.40 | 32,764.44 | 132,932.71 | 34,796.38 | 35,088.97 | 34,625.79 |
| | | 779,862.70 | 759,568.78 | 755,392.92 | 799,826.51 | 775,434.39 | 739,329.14 | 863,162.67 | 674,087.16 | 755,849.39 | 760,904.35 |
| | Inter Div Management Fee | | | | | | | | | | |
| 930500 | INTERCOMPANY MGMT FEE: PCP | 27,213.00 | 20,592.00 | 30,951.00 | 22,602.00 | 21,434.00 | 22,311.00 | 23,113.00 | 34,006.00 | 26,199.00 | 28,355.00 |
| 930510 | INTCO MGMT FEE:TSC/PWS/PAC/PEU | (102,785.00) | (95,959.00) | (106,348.00) | (92,103.00) | (125,857.00) | (82,912.00) | (38,071.00) | (63,728.00) | (81,459.00) | (71,280.00) |
| 930520 | INTERCO MGT:INSIDE GEN COUNSEL | - | - | - | - | - | - | - | - | - | - |
| | | 75,572.00 | 75,367.00 | 75,397.00 | 69,501.00 | 104,423.00 | 60,601.00 | 14,958.00 | 29,722.00 | 55,260.00 | 42,925.00 |
| | Total Operating Expenses | 1,883,363.08 | 1,733,515.07 | 1,781,244.03 | 1,850,326.20 | 2,013,871.60 | 2,133,674.97 | 2,231,831.00 | 2,100,653.27 | 2,085,391.21 | 1,947,991.25 |
| | Depreciation Expense | | | | | | | | | | |
| 403000 | DEPRECIATION EXPENSE | 602,969.32 | 601,355.70 | 601,597.81 | 602,929.59 | 604,237.99 | 605,204.35 | 601,439.47 | 604,108.08 | 604,527.43 | 607,448.55 |
| 406100 | AMORT OF BON TERRAIN ACQ ADJ | (849.62) | (849.62) | (849.62) | (849.62) | (849.62) | (849.62) | (849.62) | (849.62) | (849.62) | (849.62) |
| 406100 | AMORT OF ACQUISTION ADJUSTMENT | (14,896.89) | (14,392.89) | (14,392.89) | (14,392.89) | (14,392.89) | (13,888.89) | (14,392.89) | (14,392.89) | (14,392.89) | (14,289.72) |
| 406101 | AMORT OF SOUHEGAN WDS ACQ ADJ | (1,402.52) | (1,402.52) | (1,402.52) | (1,402.52) | (1,402.51) | (1,402.52) | (1,402.51) | (1,402.51) | (1,402.52) | (1,402.52) |
| 406101 | AMORT OF WESCO ACQ ADJ | (9.59) | (9.59) | (9.59) | (9.59) | (9.59) | (9.59) | (9.59) | (9.59) | (9.59) | (9.59) |
| 406102 | AMORT OF CASTLE REACH ACQ ADJ | (531.68) | (531.69) | (531.68) | (531.68) | (531.68) | (531.72) | (531.67) | (531.72) | (531.67) | (531.72) |
| 406103 | AMORT OF WHITE ROCK ACQ ADJ | (567.25) | (567.29) | (567.25) | (567.28) | (567.25) | (567.28) | (567.25) | (567.28) | (567.25) | (567.28) |
| 406104 | AMORT OF LAMPLIGHTER ACQ ADJ | (706.29) | (1,178.10) | (942.21) | (942.21) | (942.20) | (942.22) | (942.20) | (942.21) | (942.21) | (942.22) |
| 406105 | AMORT FLETCHERS CORNER ACQ ADJ | - | (2,356.82) | (1,178.46) | (1,178.45) | (1,178.45) | (1,178.52) | (1,178.45) | (1,178.43) | (1,178.46) | (1,178.42) |

| | | | | | | | | | | | |
|--------|---|---------------------|---------------------|---------------------|---------------------|---------------------|---------------------|---------------------|---------------------|---------------------|---------------------|
| | | 584,005.48 | 580,067.18 | 581,723.59 | 583,055.35 | 584,363.80 | 585,833.99 | 581,565.29 | 584,233.83 | 584,653.22 | 587,677.46 |
| | Amortization Expense: CIAC | | | | | | | | | | |
| 405300 | AMORTIZATION EXPENSE: CIAC | (91,836.93) | (92,146.17) | (92,229.54) | (92,373.85) | (92,900.43) | (93,000.55) | (93,174.02) | (93,275.86) | (94,276.18) | (95,833.90) |
| | | (91,836.93) | (92,146.17) | (92,229.54) | (92,373.85) | (92,900.43) | (93,000.55) | (93,174.02) | (93,275.86) | (94,276.18) | (95,833.90) |
| | Amortization Expense | | | | | | | | | | |
| 407320 | AMORT EXP - DEFERRED CHARGES | 15,225.66 | 15,224.69 | 15,224.81 | 15,224.67 | 15,224.60 | 21,770.10 | 21,734.45 | 20,963.59 | 20,957.81 | 20,957.58 |
| 407100 | AMORT: ACQUISITION PREMIUM | 169,315.71 | 173,018.05 | 173,018.04 | 173,018.05 | 173,018.05 | 173,018.93 | 173,018.05 | 173,018.05 | 173,018.04 | 173,018.04 |
| | | 184,541.37 | 188,242.74 | 188,242.85 | 188,242.72 | 188,242.65 | 194,789.03 | 194,752.50 | 193,981.64 | 193,975.85 | 193,975.62 |
| 414000 | GAIN FROM ARRA LOAN FORGIVNESS | (4,493.73) | (4,493.73) | (4,493.73) | (4,493.73) | (4,493.73) | (4,493.73) | (5,273.67) | (6,053.61) | (5,273.67) | (5,273.67) |
| 414100 | GAIN ON DISP/UTIL PROP-PAPP ND | - | - | - | - | - | - | - | - | - | - |
| 921161 | RENT EXP-HECOP III FITUP ALLOW | - | - | - | - | - | - | - | - | - | - |
| | Taxes Other than Income Tax | | | | | | | | | | |
| 408110 | LOCAL PROPERTY TAXES | 455,880.55 | 455,880.55 | 520,451.56 | 513,542.86 | 474,589.99 | 475,997.47 | 439,858.43 | 475,997.43 | 475,997.41 | 476,012.50 |
| 408120 | MEDICARE TAX EXPENSE | 10,338.93 | 9,412.67 | 10,465.27 | 10,564.94 | 11,722.59 | 11,240.28 | 11,883.66 | 12,043.04 | 10,239.29 | 11,752.12 |
| 408121 | FICA TAX EXPENSE | 44,151.87 | 40,247.34 | 44,748.03 | 45,174.13 | 50,123.98 | 48,062.06 | 50,812.91 | 50,360.01 | 41,874.65 | 48,052.36 |
| 408122 | FUTA TAX EXPENSE | 3,000.28 | 535.51 | 167.26 | 96.51 | 94.69 | 172.56 | 179.27 | 145.18 | 50.09 | 80.30 |
| 408123 | SUTA TAX EXPENSE - NH | 489.83 | 327.81 | 6.79 | - | - | - | 52.57 | 78.25 | 82.70 | 43.93 |
| 408125 | SUTA TAX EXPENSE - MASS | 489.83 | 327.81 | 6.79 | - | - | - | 52.57 | 78.25 | 82.70 | 43.93 |
| 408130 | NH BET TAXES | - | - | - | - | - | - | - | - | - | - |
| 408130 | OTHER TAXES | - | - | - | - | - | - | - | - | - | - |
| 408126 | EXCISE TAXES | - | - | - | - | - | - | 222.27 | - | - | - |
| 414000 | GAIN FROM FORGIVENESS SRF DEBT | (1,884.44) | (1,884.44) | (1,884.44) | (2,003.63) | (2,003.63) | (2,003.63) | (2,003.63) | (2,003.63) | (2,003.63) | (2,003.63) |
| | | 512,466.85 | 504,847.25 | 573,961.26 | 567,374.81 | 534,527.62 | 533,468.74 | 501,058.05 | 536,698.53 | 526,323.21 | 533,981.51 |
| | Income Tax | | | | | | | | | | |
| 409102 | PROV/FED INC TAX/CURRENT | 22,499.63 | (22,372.20) | (39,907.36) | (5,003.11) | 23,433.49 | 210,678.58 | 392,687.85 | 194,590.44 | 51,098.13 | 173,046.97 |
| 409113 | PROVS FOR NH BUS PRFTS TAX CUR | 9,190.17 | (9,138.12) | (16,300.51) | (2,043.56) | 9,571.60 | 86,053.52 | 160,396.76 | 79,482.15 | 20,871.49 | 70,682.54 |
| 409120 | MASS EXERCISE TAX | - | - | - | - | - | - | - | - | - | - |
| 410102 | PROV/FED INC TAX/DEFERRED | - | - | - | - | - | - | - | - | - | - |
| 410113 | PROV NH INCOME TAX DEFERRED | - | - | - | - | - | - | - | - | - | - |
| 410120 | PROV MA INCOME TAX DEFERRED | - | - | - | - | - | - | - | - | - | - |
| 411000 | AMORT OF REGULATORY LIABILITY | - | - | - | - | - | - | - | - | - | - |
| 412000 | INVESTMENT TAX CREDITS | (2,753.00) | (2,753.00) | (2,753.00) | (2,753.00) | (2,753.00) | (2,753.00) | (2,753.00) | (2,753.00) | (2,753.00) | (2,753.00) |
| | | 28,936.80 | (34,263.32) | (58,960.87) | (9,799.67) | 30,252.09 | 293,979.10 | 550,331.61 | 271,319.59 | 69,216.62 | 240,976.51 |
| | Total Operating Deducts | 1,289,191.84 | 1,217,620.95 | 1,263,640.56 | 1,301,506.63 | 1,344,415.00 | 1,571,177.58 | 1,744,217.76 | 1,516,626.12 | 1,329,879.05 | 1,498,428.53 |
| | Net Operating Income | 2,009,113.39 | 1,405,501.42 | 1,118,206.17 | 1,829,752.55 | 2,101,352.70 | 2,930,911.02 | 4,485,595.73 | 2,871,572.86 | 1,311,661.29 | 2,447,490.85 |
| | Non-Operating Revenue Deductions | | | | | | | | | | |
| 421000 | MISC NON-UTILITY INCOME | - | - | - | - | - | - | - | - | - | - |
| 421000 | MISC NON-OPERATING INCOME(EXP) | - | - | - | - | - | - | - | - | - | - |
| 426000 | NON-OPERATING REVENUE DEDUCTS | - | - | - | - | - | - | - | - | - | - |

| | | | | | | | | | | | |
|--------|-----------------------------------|---------------------|---------------------|-------------------|---------------------|---------------------|---------------------|---------------------|---------------------|--------------------|---------------------|
| 426000 | MISC NONUTILITY EXPENSES | - | - | - | - | - | - | - | - | - | - |
| 426001 | MISCELLANEOUS NON-UTILITY EXP | - | - | - | - | - | - | - | - | - | - |
| | Other Income | - | - | - | - | - | - | - | - | - | - |
| 420000 | AFUDC-INTEREST(DEBT) COMPONENT | (1,937.00) | (2,097.00) | (2,170.00) | 172.00 | (2,197.00) | (4,280.00) | (4,321.00) | (7,346.00) | (24,861.00) | (12,009.00) |
| 420100 | AFUDC - EQUITY COMPONENT | (874.00) | (930.00) | (967.00) | 521.00 | (763.00) | (1,111.00) | (1,118.00) | (1,658.00) | (5,287.00) | (1,964.00) |
| | | (2,811.00) | (3,027.00) | (3,137.00) | 693.00 | (2,960.00) | (5,391.00) | (5,439.00) | (9,004.00) | (30,148.00) | (13,973.00) |
| | Interest Expense | | | | | | | | | | |
| 427300 | INTEREST EXP: BONDS & NOTES | 352,820.11 | 326,877.76 | 265,009.08 | 354,105.28 | 378,596.73 | 359,540.59 | 369,071.23 | 379,111.50 | 365,493.03 | 371,694.34 |
| 427200 | LINE OF CREDIT INTEREST | - | - | - | - | - | - | - | - | - | - |
| 427325 | INTEREST EXP:DEBT SERVICE COST | - | - | - | - | - | - | - | - | - | - |
| 428000 | AMORTIZATION OF DEBT EXPENSE | 26,347.36 | 26,347.35 | 26,347.36 | 27,172.76 | 26,445.73 | 27,821.27 | 28,311.72 | 28,023.94 | 28,024.68 | 28,098.69 |
| 428001 | AMORT OF ORIGINAL ISSUE DISCNT | - | - | - | - | - | - | - | - | - | - |
| 428002 | AMORTIZATION OF DISCOUNT ON BONDS | - | - | - | - | - | - | - | - | - | - |
| 429000 | AMORTIZATION: PREMIUM ON DEBT | (9,826.84) | (9,826.84) | (9,826.84) | (10,168.21) | (10,168.21) | (10,168.21) | (10,168.21) | (10,168.21) | (10,168.21) | (10,168.21) |
| 427115 | INTERCOMPANY INTEREST | (10,005.68) | (12,387.93) | (7,130.75) | (10,503.48) | (32,827.09) | (18,211.12) | (19,105.74) | (17,115.85) | (18,531.42) | (26,616.63) |
| 427500 | INTEREST - OTHER | - | - | - | - | - | - | - | - | - | - |
| 419000 | INTEREST INCOME | - | - | - | - | - | - | - | - | - | - |
| | Total Interest | 359,334.95 | 331,010.34 | 274,398.85 | 360,606.35 | 362,047.16 | 358,982.53 | 368,109.00 | 379,851.38 | 364,818.08 | 363,008.19 |
| | Net Income (Or Loss) - MTD | 1,652,589.44 | 1,077,518.08 | 846,944.32 | 1,468,453.20 | 1,742,265.54 | 2,577,319.49 | 4,122,925.73 | 2,500,725.48 | 976,991.21 | 2,098,455.66 |
| | Net Income (Or Loss) - YTD | 1,652,589.44 | | | | | | | | | |

| | 11 | 12 | |
|--|---------------------|---------------------|------------------------|
| | Nov-18 | Dec-18 | Total |
| | (15,291.61) | (15,038.42) | (232,133.51) |
| | (2,792,738.01) | (2,302,903.45) | (34,196,225.13) |
| | (4,844.41) | (332,003.23) | (387,846.95) |
| | 1,563,968.00 | (328,155.00) | (188,088.00) |
| | 4,844.41 | 4,788.86 | (516,960.32) |
| | (731,204.48) | (731,204.48) | (8,774,453.76) |
| | 731,204.48 | 731,204.48 | 8,774,453.76 |
| | - | - | - |
| | - | - | - |
| | (507,339.66) | (509,752.17) | (5,969,629.29) |
| | 1,751,401.28 | 3,483,063.41 | 41,490,883.20 |
| | - | (108.00) | (3,321.00) |
| | (48,691.26) | (41,842.65) | (337,555.68) |
| | - | - | - |
| | (15,195.30) | (11,902.00) | (145,985.04) |
| | 5,713.08 | 10,514.83 | 145,581.65 |
| | (980.72) | (980.72) | (11,682.96) |
| | (8,859.98) | (8,829.40) | (106,068.58) |
| | 68,014.18 | 53,039.94 | 455,710.61 |
| | 1,819,415.46 | 3,535,995.35 | 41,943,272.81 |
| | 4,453.61 | 1,146.42 | 64,731.78 |
| | 69.48 | - | 9,651.61 |
| | 422.60 | 613.71 | 12,794.25 |
| | 259.13 | 1,299.67 | 13,226.71 |
| | 21,819.35 | 21,819.35 | 292,796.00 |
| | 802.76 | 984.68 | 9,927.96 |
| | 2,089.67 | 2,806.67 | 44,816.04 |
| | 13,073.37 | 12,397.26 | 186,632.19 |
| | 3,642.60 | 3,938.31 | 58,736.36 |
| | 977.78 | 977.78 | 11,773.89 |

| | | |
|-----------|-----------|-------------------|
| 1,856.08 | 757.95 | 19,697.28 |
| 865.96 | 1,713.77 | 27,248.34 |
| 107.07 | 107.07 | 5,752.99 |
| 6,684.18 | 6,684.18 | 112,367.16 |
| 15,827.70 | 19,336.59 | 418,024.03 |
| 161.87 | 151.41 | 4,478.10 |
| 5,695.05 | 4,671.75 | 99,185.10 |
| 512.58 | 512.58 | 8,683.29 |
| 399.85 | 399.85 | 5,113.98 |
| 361.51 | 403.12 | 4,933.21 |
| 5,263.29 | 5,078.08 | 63,198.71 |
| 2,828.19 | 2,407.51 | 47,912.98 |
| 5,184.86 | 4,977.11 | 72,327.01 |
| 4,111.55 | 4,933.14 | 57,517.43 |
| - | - | 12,663.75 |
| - | - | 619.67 |
| 1,115.30 | 1,692.19 | 14,306.84 |
| 0 | 0 | 0 |
| 22,775.77 | 18,639.55 | 250,408.62 |
| - | - | - |
| - | - | - |
| 33,595.41 | 29,502.21 | 401,127.04 |
| 36,859.92 | 42,182.84 | 599,011.72 |
| 125.90 | 291.35 | 1,898.23 |
| 14.89 | 14.89 | 917.68 |
| 91.56 | 152.35 | 1,581.44 |
| - | - | - |
| 197.73 | 358.77 | 3,374.51 |
| 554.36 | 1,095.12 | 8,318.43 |
| 1,920.30 | 2,032.41 | 28,625.28 |
| 534.01 | 736.00 | 7,748.97 |
| - | - | - |
| 642.70 | 445.12 | 6,250.99 |
| - | - | - |
| 426.11 | 597.48 | 7,147.93 |
| 559.40 | 749.05 | 6,688.92 |
| 1,190.15 | 1,457.91 | 11,689.65 |
| 896.50 | 884.74 | 7,769.73 |
| 309.51 | 536.82 | 4,441.96 |
| 1,434.63 | 1,798.63 | 93,999.12 |
| 1,837.84 | 1,898.95 | 26,209.46 |
| 47.09 | 61.25 | 1,078.58 |
| 4,553.06 | 5,788.32 | 85,865.82 |
| 2,030.69 | 1,823.59 | 19,088.77 |
| 553.91 | 912.97 | 9,191.91 |

| | | |
|----------|----------|------------------|
| 402.78 | 386.71 | 4,793.67 |
| 689.13 | 765.65 | 6,875.47 |
| 806.84 | 886.97 | 9,246.84 |
| 381.63 | 386.76 | 5,516.51 |
| 140.50 | 85.10 | 1,951.42 |
| 423.26 | 347.34 | 5,735.25 |
| 3,129.81 | 4,401.29 | 41,423.06 |
| 298.72 | 404.45 | 3,721.56 |
| 2,136.10 | 1,993.04 | 18,072.31 |
| 461.88 | 761.34 | 5,243.24 |
| 659.30 | 820.07 | 6,679.21 |
| 409.17 | 469.74 | 5,224.98 |
| - | - | - |
| 759.41 | 909.77 | 11,944.49 |
| - | - | - |
| 506.10 | 687.27 | 7,535.39 |
| 120.74 | 339.22 | 2,477.03 |
| 810.96 | 1,042.47 | 10,849.83 |
| 108.21 | 620.73 | 3,087.65 |
| 529.48 | 566.53 | 6,856.28 |
| 481.71 | 849.83 | 8,196.29 |
| 676.96 | 888.69 | 6,468.51 |
| 640.54 | 1,356.45 | 9,410.30 |
| 584.00 | 618.48 | 5,332.61 |
| 1,308.49 | 1,037.92 | 14,433.53 |
| 297.70 | 406.55 | 3,104.28 |
| 59.27 | 39.26 | 604.18 |
| 1,228.64 | 1,467.01 | 19,063.85 |
| 48.62 | 49.22 | 610.66 |
| 646.01 | 768.49 | 5,695.18 |
| 749.65 | 1,065.99 | 14,395.09 |
| 450.45 | 530.53 | 5,375.54 |
| 701.21 | 1,505.66 | 8,572.83 |
| 1,066.55 | 1,090.33 | 16,019.57 |
| 132.60 | 256.22 | 2,599.20 |
| 269.00 | 311.09 | 3,291.50 |
| 481.31 | 1,290.83 | 9,189.42 |
| 434.97 | 1,240.29 | 8,906.00 |
| 1,147.07 | 1,288.28 | 22,241.09 |
| - | - | - |
| 345.05 | 22.23 | 4,407.97 |
| 560.50 | 659.43 | 6,734.06 |
| 1,403.79 | 1,667.03 | 17,577.25 |
| 86.35 | 179.48 | 1,980.02 |
| 757.02 | 1,615.65 | 7,276.68 |

| | | |
|-----------|-----------|-------------------|
| 328.58 | 403.72 | 4,598.79 |
| 536.30 | 2,087.70 | 11,531.04 |
| 1,766.50 | 1,427.81 | 37,106.59 |
| 869.71 | 1,008.98 | 8,171.55 |
| - | - | - |
| 383.43 | 566.56 | 5,420.03 |
| 416.01 | 401.92 | 3,654.95 |
| 176.16 | 191.50 | 2,270.16 |
| 485.39 | 558.99 | 6,547.92 |
| 253.58 | 414.78 | 3,929.56 |
| 274.38 | 508.53 | 4,529.73 |
| 1,789.29 | 2,222.82 | 17,396.45 |
| 1,083.89 | 1,196.67 | 20,022.60 |
| 626.02 | 983.24 | 10,478.38 |
| - | - | - |
| 106.08 | 301.38 | 2,312.74 |
| 419.03 | 727.62 | 7,412.99 |
| 327.53 | 401.06 | 4,214.88 |
| 542.96 | 574.61 | 8,234.94 |
| 217.65 | 672.26 | 3,980.31 |
| 347.18 | 484.57 | 2,548.86 |
| 254.27 | 378.42 | 3,778.29 |
| 103.00 | 361.93 | 2,233.07 |
| 762.61 | 903.79 | 5,485.47 |
| - | 868.66 | 5,211.96 |
| - | - | - |
| 28,708.14 | 30,438.46 | 356,502.68 |
| - | - | - |
| 1,763.40 | 880.84 | 24,811.92 |
| 57.96 | - | 2,492.82 |
| 3,598.65 | 5,766.73 | 46,267.96 |
| 2,386.90 | 2,493.43 | 28,720.85 |
| 1,652.56 | 1,091.44 | 22,248.59 |
| - | 639.15 | 3,496.42 |
| 608.96 | 89.85 | 8,373.37 |
| - | - | 32.25 |
| - | - | - |
| 4,778.91 | 3,904.29 | 42,905.98 |
| 47.13 | 1,844.17 | 7,719.97 |
| 341.04 | 153.52 | 10,977.66 |
| - | - | 626.51 |
| - | - | - |
| - | - | - |
| 16,345.03 | 14,888.10 | 96,186.45 |
| - | - | 340.89 |

| | | |
|-----------|------------|-------------------|
| - | 755.21 | 10,871.64 |
| - | - | - |
| - | - | 49.87 |
| - | 2,780.94 | 3,226.16 |
| - | - | - |
| - | 566.36 | 566.36 |
| 124.15 | 124.15 | 1,442.89 |
| - | - | 272.58 |
| 1,632.81 | (1,275.81) | 4,217.18 |
| 604.78 | 515.32 | 4,786.85 |
| 1,886.00 | 2,086.00 | 30,421.81 |
| 8,447.76 | 14,976.13 | 171,248.98 |
| 4,009.55 | 6,770.79 | 79,674.54 |
| 2,647.78 | 2,783.15 | 43,511.94 |
| 4,009.55 | 6,770.79 | 79,674.54 |
| 44,139.64 | 41,643.27 | 595,283.17 |
| 2,732.64 | 3,081.63 | 23,971.61 |
| - | - | - |
| - | - | - |
| - | 430.00 | 430.00 |
| - | - | - |
| - | - | - |
| 3,116.88 | 2,783.15 | 46,251.54 |
| 103.04 | 77.28 | 819.36 |
| 18.40 | 25.76 | 404.80 |
| 20,120.00 | 20,902.80 | 338,014.84 |
| - | - | 248.00 |
| - | - | 1,709.00 |
| - | - | - |
| 890.18 | 862.35 | 11,811.52 |
| - | - | - |
| 3,025.02 | 2,225.50 | 47,891.10 |
| 69.86 | - | 351.88 |
| - | - | 176.36 |
| - | - | - |
| - | 6,075.00 | 12,150.00 |
| - | - | - |
| - | - | - |
| 589.56 | 1,297.04 | 24,794.30 |
| - | 8,206.92 | 45,631.33 |
| - | - | - |
| - | 39.30 | 836.23 |
| - | 137.17 | 1,126.56 |
| 23,935.73 | 22,999.51 | 413,378.28 |
| 2,822.17 | 823.42 | 20,717.37 |

| | | |
|-------------------|-------------------|---------------------|
| 23,935.73 | 22,999.51 | 413,378.28 |
| - | - | - |
| - | - | 2,435.60 |
| - | - | - |
| 314.42 | 235.82 | 4,808.95 |
| 137.17 | - | 411.51 |
| 22.48 | - | 210.41 |
| 517.97 | 398.43 | 8,189.60 |
| 412.28 | 309.21 | 8,709.13 |
| 17,003.90 | 16,678.52 | 215,815.17 |
| - | - | - |
| 10,066.60 | 12,069.93 | 127,490.86 |
| 169.04 | - | 1,480.02 |
| 13,323.40 | 6,137.20 | 90,132.41 |
| 5,364.20 | 4,403.20 | 41,590.80 |
| 283.41 | 40.00 | 6,666.40 |
| 587.52 | 85.45 | 23,094.11 |
| 7,799.12 | 6,919.72 | 88,024.94 |
| (22,052.25) | (21,898.25) | (300,976.50) |
| - | - | 1,760.20 |
| - | 1,038.40 | 10,928.12 |
| 39.50 | - | 211.50 |
| - | - | 259.07 |
| - | - | - |
| 2,449.68 | 3,645.45 | 95,090.25 |
| 22,400.52 | 25,235.93 | 378,139.94 |
| 1,180.08 | 3,513.93 | 50,788.98 |
| 419.40 | 524.25 | 15,218.66 |
| 4,340.47 | 5,313.95 | 30,609.29 |
| 35,843.81 | 28,842.46 | 213,290.41 |
| 558,910.49 | 592,643.60 | 7,996,767.50 |
| | | |
| 27,651.18 | 24,276.25 | 257,463.37 |
| - | - | - |
| 10,123.88 | 8,231.92 | 195,776.50 |
| 4,679.13 | 4,792.44 | 65,822.93 |
| 635.23 | 849.79 | 17,564.49 |
| - | 953.35 | 6,897.87 |
| 5,290.52 | 4,347.12 | 46,046.43 |
| - | - | - |
| 31,642.96 | 24,799.46 | 268,762.88 |
| 3,781.72 | 810.38 | 23,209.68 |
| - | - | 606.58 |
| - | - | - |
| - | - | - |

| | | |
|-------------|-------------|---------------------|
| 1,017.88 | 570.96 | 26,980.11 |
| - | - | - |
| 9,878.36 | 3,690.97 | 59,235.62 |
| - | - | - |
| 2,203.64 | 1,224.96 | 28,125.70 |
| 11,140.31 | 11,665.54 | 90,655.94 |
| 280.57 | 3,260.93 | 7,606.81 |
| - | 476.46 | 1,126.31 |
| 2,162.36 | 2,929.34 | 27,177.54 |
| 945.01 | 4,129.24 | 42,555.26 |
| 603.96 | 1,559.61 | 7,420.07 |
| 1,130.49 | - | 8,903.67 |
| 255.12 | - | 8,771.92 |
| - | - | 759.60 |
| 1,844.04 | - | 13,315.36 |
| - | - | 419.88 |
| - | - | 408.00 |
| - | - | 7,052.60 |
| - | - | - |
| - | - | 1,714.64 |
| - | - | 1,568.00 |
| - | - | 107.00 |
| - | - | 179.00 |
| - | - | - |
| - | - | - |
| 3,662.70 | 5,025.94 | 71,345.48 |
| 10,610.36 | 10,649.73 | 134,338.72 |
| 2,443.00 | (2,443.00) | 4,691.52 |
| - | - | - |
| 1,771.18 | - | 3,903.06 |
| - | - | - |
| (32,944.72) | (34,505.85) | (500,778.54) |
| (2,753.66) | (3,433.55) | (54,447.21) |
| (456.00) | - | (11,300.25) |
| 6,400.61 | 41,265.47 | 45,468.19 |
| - | 5,628.40 | 15,263.15 |
| 45,749.14 | 32,703.24 | 348,974.23 |
| 13,736.81 | 7,207.19 | 458,746.85 |
| 697.26 | 1,384.15 | 157,105.12 |
| 9,039.63 | 9,647.04 | 101,982.51 |
| 14.89 | 14.89 | 212.96 |
| - | - | - |
| - | - | - |
| - | - | - |
| 1,218.82 | 8,321.49 | (0.00) |

| | | |
|-------------------|-------------------|---------------------|
| - | - | - |
| 8,362.59 | (13,784.58) | (0.00) |
| 14.89 | 14.89 | 178.65 |
| 30,458.16 | 54,906.14 | 515,996.70 |
| - | - | - |
| 2,301.62 | 3,629.80 | 33,153.64 |
| - | - | - |
| 437.11 | 2,571.57 | 46,882.04 |
| 3,738.31 | 4,103.62 | 59,437.72 |
| - | - | 12,770.92 |
| 11,315.59 | 18,494.30 | 97,916.20 |
| - | - | - |
| - | - | - |
| 4,672.00 | 5,656.30 | 53,225.45 |
| - | - | - |
| 12,719.16 | 12,018.68 | 194,681.28 |
| - | - | - |
| 2,637.48 | 2,817.01 | 36,480.03 |
| - | - | - |
| 6,028.65 | 2,976.02 | 22,527.97 |
| 659.14 | 1,005.79 | 10,382.07 |
| 2,682.15 | 3,595.70 | 35,811.80 |
| 3,742.15 | 3,751.60 | 43,906.15 |
| 47,389.12 | 48,049.31 | 378,514.88 |
| 12,825.70 | 12,466.74 | 125,904.39 |
| 224.80 | - | 224.80 |
| 324,665.00 | 342,306.75 | 3,659,734.24 |
| 333.42 | 950.59 | 15,694.68 |
| 2,196.10 | 1,822.71 | 23,055.10 |
| - | - | 5,076.40 |
| 99,055.31 | 85,488.58 | 1,167,249.67 |
| 10,919.30 | 4,587.73 | 76,670.99 |
| 112,504.13 | 92,849.61 | 1,287,746.84 |
| 4,825.17 | 3,929.57 | 59,759.02 |
| 819.50 | (13.40) | 6,314.49 |
| 4,249.52 | 4,183.24 | 97,978.25 |
| - | - | - |
| 643.20 | 428.80 | 6,175.22 |
| - | - | 2,403.04 |
| - | - | - |
| - | - | - |
| - | 52.11 | 295.29 |
| - | - | - |

| | | |
|------------------|------------------|---------------------|
| - | - | - |
| 5,897.66 | 4,143.75 | 22,434.71 |
| 1,710.18 | 1,533.80 | 5,583.66 |
| - | - | - |
| 38,562.48 | 38,311.98 | 422,604.23 |
| - | - | 11,957.02 |
| 25.48 | 343.08 | 521.44 |
| 11,717.81 | 6,781.04 | 66,467.27 |
| 68,451.00 | 59,693.97 | 702,493.64 |
| 15,669.71 | 12,648.90 | 182,736.42 |
| 88,237.53 | 77,972.58 | 982,502.49 |
| 59,276.53 | 50,993.34 | 697,181.54 |
| 41,484.80 | 37,099.19 | 471,657.60 |
| 12,711.35 | 9,276.62 | 136,784.88 |
| - | - | - |
| 45,901.15 | 37,060.20 | 478,627.28 |
| - | - | - |
| 4,098.34 | 8,885.49 | 67,112.06 |
| - | - | - |
| 231.32 | - | 3,373.77 |
| 412.62 | 352.66 | 4,086.67 |
| - | - | 990.60 |
| 2,894.58 | 2,281.00 | 41,015.78 |
| - | - | - |
| 17.65 | 86.70 | 455.42 |
| - | - | - |
| - | - | 135.97 |
| - | 52.52 | 228.09 |
| 27,382.06 | 27,382.06 | 326,351.40 |
| 3,887.53 | 3,450.68 | 39,704.87 |
| 3,363.72 | 3,327.16 | 48,462.50 |
| (63,051.66) | (58,001.22) | (672,663.38) |
| (65,437.97) | (68,758.57) | (950,051.36) |
| 28,231.06 | 34,278.22 | 420,293.41 |
| 53,322.45 | 53,305.75 | 600,208.12 |
| 386.19 | 386.19 | 6,303.28 |
| - | 777.12 | 777.12 |
| 112,231.08 | 51,772.12 | 1,286,314.00 |
| 24,993.58 | 20,045.70 | 268,548.89 |
| - | - | - |
| 21,619.33 | 60,391.57 | 298,204.20 |
| - | 21.18 | 7,336.04 |
| 139,952.95 | 157,119.28 | 1,738,184.21 |
| - | - | 18,875.00 |

| | | |
|---------------------|---------------------|-----------------------|
| 17,122.19 | 16,876.78 | 185,498.66 |
| 3,151.50 | 3,153.50 | 37,023.00 |
| - | - | - |
| 2,924.33 | (2,881.77) | 8,758.92 |
| 10.00 | 1,485.76 | 3,371.38 |
| 2,500.00 | 4,768.88 | 11,674.43 |
| 942.66 | 1,985.32 | 13,675.80 |
| - | - | - |
| 1,476.90 | 6,677.77 | 32,246.30 |
| 606.45 | 6,667.33 | 50,967.44 |
| - | (21,145.00) | (230.00) |
| (12,905.02) | 12,905.02 | 134,191.00 |
| 1,496.66 | 841.61 | 35,324.79 |
| 3,308.76 | 2,467.63 | 35,589.53 |
| 1,940.17 | 2,079.17 | 20,474.39 |
| 1,326.85 | 460.95 | 30,177.37 |
| 382.58 | 26.93 | 4,203.34 |
| 445.88 | 8,027.00 | 10,961.93 |
| - | - | - |
| 314.50 | 393.75 | 34,337.19 |
| - | - | - |
| 100.00 | 100.00 | 1,275.00 |
| 1,978.80 | 2,084.99 | 25,781.45 |
| - | - | - |
| 1,801.33 | 1,801.33 | 21,909.44 |
| - | - | - |
| 74,193.30 | 42,248.07 | 587,937.64 |
| 797,835.74 | 732,619.40 | 9,193,873.15 |
| 36,108.00 | (10,049.00) | 282,835.00 |
| (88,192.00) | (81,928.00) | (1,030,622.00) |
| - | - | - |
| 52,084.00 | 91,977.00 | 747,787.00 |
| 1,914,450.36 | 1,912,090.33 | 23,588,402.37 |
| 611,708.32 | 758,340.90 | 7,405,867.51 |
| (849.62) | (849.62) | (10,195.44) |
| (14,289.72) | (13,992.49) | (172,107.94) |
| (1,402.51) | (1,402.52) | (16,830.20) |
| (9.59) | (9.59) | (115.08) |
| (531.68) | (147.49) | (5,996.08) |
| (567.25) | (188.72) | (6,428.63) |
| (942.20) | (949.87) | (11,314.14) |
| (1,178.46) | (1,161.68) | (14,124.60) |

| | | |
|---------------------|---------------------|-----------------------|
| 591,937.29 | 739,638.92 | 7,168,755.40 |
| (97,809.41) | (126,533.51) | (1,155,390.35) |
| (97,809.41) | (126,533.51) | (1,155,390.35) |
| 20,957.54 | 20,971.10 | 224,436.60 |
| 173,018.05 | 173,018.05 | 2,072,515.11 |
| 193,975.59 | 193,989.15 | 2,296,951.71 |
| (5,273.67) | (5,273.67) | (59,384.34) |
| - | - | - |
| - | - | - |
| 403,421.58 | 474,209.74 | 5,641,840.07 |
| 11,199.19 | 11,036.15 | 131,898.13 |
| 44,353.72 | 42,843.82 | 550,804.88 |
| 80.42 | 1,263.57 | 5,865.64 |
| 9.90 | 262.34 | 1,354.12 |
| 9.90 | 262.34 | 1,354.12 |
| - | 54,220.89 | 54,220.89 |
| - | 28,405.91 | 28,405.91 |
| - | - | 222.27 |
| (2,003.63) | (2,003.63) | (23,685.99) |
| 457,071.08 | 610,501.13 | 6,392,280.04 |
| (58,054.35) | 500,164.93 | 1,442,863.00 |
| (23,712.79) | 404,024.75 | 789,078.00 |
| - | - | - |
| - | 733,693.00 | 733,693.00 |
| - | 300,038.00 | 300,038.00 |
| - | - | - |
| - | - | - |
| (2,753.00) | (2,753.00) | (33,036.00) |
| (84,520.14) | 1,935,167.68 | 3,232,636.00 |
| 1,107,464.74 | 3,439,466.70 | 18,623,635.46 |
| 711,950.72 | 96,528.65 | 23,319,637.35 |
| - | - | - |
| (114,867.55) | - | (114,867.55) |
| - | - | - |

| | | |
|---------------------|---------------------|----------------------|
| - | - | - |
| - | - | - |
| (114,867.55) | - | (114,867.55) |
| (11,673.00) | (13,115.00) | (85,834.00) |
| (2,713.00) | (3,030.00) | (19,894.00) |
| (14,386.00) | (16,145.00) | (105,728.00) |
| 373,393.33 | 327,233.68 | 4,222,946.66 |
| - | 59,129.85 | 59,129.85 |
| - | - | - |
| 27,671.87 | 28,023.34 | 328,636.07 |
| - | - | - |
| - | - | - |
| (10,168.21) | (10,168.21) | (120,994.41) |
| (29,969.57) | (31,778.28) | (234,183.54) |
| - | - | - |
| - | - | - |
| 360,927.42 | 372,440.38 | 4,255,534.63 |
| 250,541.75 | (259,766.73) | 19,054,963.17 |

Pennichuck Water Works, Inc
Profit & Loss Statement
For the Twelve Months Ended December 31, 2018

| | Jan-18 | Feb-18 | Mar-18 | Apr-18 | May-18 | Jun-18 | Jul-18 | Aug-18 | Sep-18 | Oct-18 | |
|--------------------------------|--------------------------------|---------------------|---------------------|---------------------|---------------------|---------------------|---------------------|---------------------|---------------------|---------------------|---------------------|
| Water Sales | | | | | | | | | | | |
| 461000 | WATER SALES: BILLED REVENUE | (1,767,116.62) | (1,744,274.75) | (1,946,743.48) | (1,735,688.34) | (1,774,890.63) | (2,701,795.63) | (3,051,301.14) | (2,950,292.04) | (3,011,642.16) | (2,341,495.53) |
| 461001 | WATER SALES BILLED RECOUPMENT | - | - | - | (9,159.22) | (16,819.09) | (5,183.35) | (5,037.68) | (5,012.33) | (4,903.39) | (4,884.25) |
| 461100 | WATER SALES: UNBILLED REVENUE | (227,452.00) | 47,667.00 | 276,075.00 | (167,700.00) | (285,460.00) | (192,047.00) | (846,993.00) | (93,085.00) | 789,248.00 | 60,688.00 |
| 461200 | WATER SALES-UNBILLED RECOUPMNT | - | - | - | 9,159.22 | 16,819.09 | 5,183.59 | 5,038.54 | 5,012.33 | 4,903.39 | 4,884.25 |
| 460200 | CBFRR REVENUES | (644,085.98) | (644,085.98) | (644,085.98) | (644,085.98) | (644,085.98) | (644,085.98) | (644,085.98) | (644,085.98) | (644,085.98) | (644,085.98) |
| 460998 | CBFRR REVENUES - CONTRA | 644,085.98 | 644,085.98 | 644,085.98 | 644,085.98 | 644,085.98 | 644,085.98 | 644,085.98 | 644,085.98 | 644,085.98 | 644,085.98 |
| 462000 | FIRE PROTECTION REVENUE | (386,294.03) | (386,382.15) | (386,797.00) | (386,306.04) | (386,618.17) | (393,861.90) | (387,791.36) | (387,722.79) | (387,804.63) | (387,867.81) |
| | | 2,380,862.65 | 2,082,989.90 | 2,057,465.48 | 2,289,694.38 | 2,446,968.80 | 3,287,704.29 | 4,286,084.64 | 3,431,099.83 | 2,610,198.79 | 2,668,675.34 |
| 466000 | WATER SALES FOR RESALE | - | - | - | - | (783.00) | (1,053.00) | (405.00) | - | (810.00) | (162.00) |
| Other Operating Revenue | | | | | | | | | | | |
| 415200 | JOBGING REVENUE | (32,894.46) | (18,116.06) | (16,932.85) | (27,708.94) | (37,174.89) | (13,349.56) | (18,507.82) | (23,602.35) | (14,581.08) | (44,153.76) |
| 474001 | FINANCE CHARGES | - | - | - | - | - | - | - | - | - | - |
| 471300 | MISC OPERATING REVENUE | (4,383.90) | (7,152.00) | (9,200.00) | (5,436.00) | (8,443.00) | (11,644.00) | (8,857.00) | (9,223.00) | (14,140.84) | (8,709.00) |
| 416000 | JOBGING EXPENSE | 17,547.97 | 15,457.01 | 17,590.02 | 1,205.33 | 16,394.41 | 8,190.70 | 11,343.87 | 12,484.88 | 8,298.10 | 20,841.45 |
| 472600 | LEASE INCOME | (952.16) | (952.16) | (952.16) | (980.72) | (980.72) | (980.72) | (980.72) | (980.72) | (980.72) | (980.72) |
| 474000 | OTHER WATER REVENUE | (8,798.45) | (8,818.96) | (8,813.54) | (8,827.08) | (8,836.76) | (8,850.30) | (8,860.37) | (8,865.78) | (8,855.72) | (8,852.24) |
| | | 29,481.00 | 19,582.17 | 18,308.53 | 41,747.41 | 39,040.96 | 26,633.88 | 25,862.04 | 30,186.97 | 30,260.26 | 41,854.27 |
| | Total Revenues | 2,410,343.65 | 2,102,572.07 | 2,075,774.01 | 2,331,441.79 | 2,486,792.76 | 3,315,391.17 | 4,312,351.68 | 3,461,286.80 | 2,641,269.05 | 2,710,691.61 |
| Production Expenses | | | | | | | | | | | |
| 601100 | OTHER PROD LABOR: CORE | 4,820.66 | 1,791.72 | 3,347.42 | 3,223.86 | 4,697.26 | 5,433.04 | 4,846.70 | 6,285.10 | 2,560.80 | 4,029.84 |
| 601101 | OTHER PROD LABOR: COMM SYSTEMS | 1,182.97 | 622.22 | 1,263.05 | 138.96 | 515.50 | 1,450.50 | 2,494.00 | 1,637.00 | 0.01 | 277.92 |
| 601500 | OTHER PROD LABOR:SRCE/SUPPLY | 1,116.07 | 993.11 | 746.50 | 837.87 | 1,418.46 | 1,212.48 | 1,701.59 | 1,474.84 | 1,263.91 | 993.11 |
| 602000 | PURCH WATER: MILFORD-BARTLETT | 192.20 | 192.20 | 230.72 | 230.72 | 230.72 | 406.89 | 406.89 | 406.89 | 9,111.55 | 259.13 |
| 602400 | PURCHASED WATER: DREW WOODS | 10,291.46 | 10,291.46 | 27,618.14 | 11,972.37 | 11,972.37 | 19,034.47 | 15,940.84 | 15,940.84 | 25,026.24 | 13,073.37 |
| 602500 | PURCH WATER: GREATBROOK | 970.61 | 955.12 | 955.12 | 955.12 | 1,022.76 | 1,022.76 | 1,022.76 | 971.36 | 971.36 | 971.36 |
| 602502 | PURCH WATER: LITTLE POND | 8,878.73 | - | (3,953.77) | 845.73 | 1,701.23 | 3,687.73 | 6,689.23 | 6,819.73 | - | - |
| 602550 | PURCH WATER: SOUHEGAN WOODS | 107.07 | 107.67 | 107.67 | 107.67 | 747.87 | 747.87 | 747.87 | 1,303.42 | 780.87 | 780.87 |
| 602600 | PURCH WATER: GREENFIELD | 4,636.98 | 4,636.98 | 4,636.98 | 9,990.78 | 9,990.78 | 9,990.78 | 16,143.78 | 16,143.78 | 16,143.78 | 6,684.18 |
| 602670 | PURCH WATER: DONALD STREET | 4,445.83 | 3,891.33 | 3,669.53 | 3,447.73 | 3,780.43 | 13,650.53 | 12,874.23 | 17,864.73 | 11,654.33 | 13,539.63 |
| 602675 | PURCH WATER:FEDERAL HL-MILFORD | 655.77 | 655.77 | 655.77 | 960.80 | 960.80 | 960.80 | 765.28 | 765.28 | 765.28 | 512.58 |
| 602680 | PURCHASED WTR: ASHLEY COMMONS | 426.67 | 379.83 | 379.83 | 379.83 | 471.62 | 471.62 | 471.62 | 444.42 | 444.42 | 444.42 |
| 602900 | PURCH WATER: FRANCOUER TRUCKS | - | - | - | 1,775.00 | - | - | 648.75 | - | 1,027.50 | (1,027.50) |
| 603100 | OTHER PROD MATERIAL & EXPENSE | - | 10.47 | - | 295.96 | 1,116.65 | 2,199.00 | (3,002.41) | - | - | - |
| 603101 | TRT PLANT: OFFICE SUPPLIES | 668.51 | 860.36 | 634.42 | 1,042.24 | 1,461.16 | 1,831.16 | 927.14 | 1,744.56 | 992.05 | 1,337.75 |
| 610200 | SUPERINTENDENCE - WTP | 21,369.24 | 18,482.89 | 18,274.83 | 20,553.82 | 20,894.94 | 18,370.78 | 18,367.42 | 30,007.83 | 21,619.09 | 21,052.46 |
| 610300 | OFFICE SALARIES & WAGES: WTP | 33,144.72 | 27,408.33 | 35,052.91 | 33,494.57 | 36,269.80 | 34,676.78 | 34,339.46 | 35,498.23 | 31,577.70 | 36,566.92 |
| 623100 | POWER PURCHASED: TRT PLT ELEC | 31,461.26 | 34,048.44 | 38,046.60 | 39,330.72 | 55,781.32 | 71,585.55 | 80,336.07 | 65,092.56 | 69,292.08 | 31,001.76 |
| 623102 | POWER PURCHASED: BT ELECTRIC | 164.98 | 311.84 | 304.52 | 284.32 | (432.22) | 165.42 | 165.90 | 201.32 | 156.42 | 158.48 |
| 623103 | POWER PURCHASED: AVD ELECTRIC | 14.89 | 19.58 | 14.89 | 27.59 | 73.70 | 184.37 | 178.71 | 186.89 | 145.12 | 42.16 |
| 623110 | POWER PURCHASED: ATHERTON COMM | 221.58 | 206.24 | 211.42 | 98.65 | 143.35 | 96.29 | 104.30 | 93.86 | 93.18 | 68.66 |
| 623112 | POWER PURCHASED: RICHARDSON | - | - | - | - | - | - | - | - | - | - |
| 623113 | POWER PURCHASED: HI-LO | 396.94 | 426.37 | 340.18 | 393.39 | 341.85 | 270.89 | 177.29 | 156.01 | 167.02 | 148.07 |

| | | | | | | | | | | | |
|--------|--------------------------------|-----------|-----------|-----------|-----------|-----------|-----------|-----------|-----------|-----------|-----------|
| 623114 | POWER PURCHASED: TWIN RIDGE | 812.29 | 657.33 | 660.09 | 700.47 | 303.30 | 343.35 | 1,390.69 | 609.81 | 611.00 | 580.62 |
| 623115 | POWER PURCHASED: DREW | 2,259.33 | 2,067.28 | 2,067.59 | 2,329.38 | 2,216.95 | 2,539.23 | 3,163.02 | 2,817.80 | 2,847.42 | 2,364.57 |
| 623116 | POWER PURCHASED: GLENN RIDGE | 927.02 | 817.32 | 719.72 | 768.90 | 663.24 | 636.80 | 568.51 | 458.32 | 505.11 | 414.02 |
| 623117 | POWER PURCHASED: ASHLEY COMMON | - | - | - | - | - | - | - | - | - | - |
| 623118 | POWER PURCHASED: BEDFORD | 576.45 | 571.05 | 571.01 | 568.28 | 323.86 | 509.37 | 476.34 | 617.29 | 504.47 | 445.05 |
| 623119 | POWER PURCHASED: GREATBROOK | - | - | - | - | - | - | - | - | - | - |
| 623120 | POWER PURCHASED: MAPLE HAVEN | 820.59 | 610.74 | 604.10 | 669.97 | 904.22 | 510.80 | 581.24 | 494.05 | 495.40 | 433.23 |
| 623121 | POWER PURCHASED: GLENWDLANDS | 652.47 | 642.50 | 615.92 | 662.29 | 873.41 | 418.81 | 426.45 | 391.08 | 348.28 | 349.26 |
| 623122 | POWER PURCHASED: COUNTY RD-BDF | 1,047.52 | 1,031.45 | 978.46 | 903.44 | 679.47 | 823.93 | 790.17 | 988.80 | 883.66 | 914.69 |
| 623123 | POWER PURCHASED:BOWERS LANDING | 699.24 | 761.18 | 689.97 | 875.21 | 566.65 | 470.05 | 519.79 | 508.13 | 458.09 | 440.18 |
| 623124 | POWER PURCH: PILGRIM CR-NASHUA | 533.04 | 492.72 | 407.65 | 532.67 | 426.40 | 601.56 | (36.41) | 184.92 | 227.16 | 225.92 |
| 623200 | POWER PURCHASED: MERR RIVER | 1,639.17 | 1,490.29 | 1,400.37 | 1,280.46 | 1,098.63 | 18,797.10 | 32,307.74 | 13,446.74 | 18,234.73 | 1,070.63 |
| 623210 | POWER PURCHASED: SNOW STA GAS | 53.45 | 55.23 | 51.67 | 56.79 | 57.62 | 56.07 | 56.18 | 460.85 | 58.47 | 63.91 |
| 623211 | BOOSTER STAT: TIMB - ELECTRIC | 7,335.81 | 7,186.64 | 6,847.70 | 6,873.67 | 7,188.49 | 9,233.47 | 9,778.84 | 6,757.10 | 7,502.39 | 6,820.33 |
| 623212 | BOOSTER STAT: ARMORY-ELECTRIC | 843.41 | 834.81 | 833.11 | 852.30 | 951.85 | 362.16 | 909.68 | 535.88 | 884.93 | 716.90 |
| 623240 | POWER PURCHASED: FOUNDERS VIL | 539.55 | 506.01 | 558.42 | 255.89 | 474.77 | 419.75 | 477.29 | 454.73 | 538.36 | 523.35 |
| 623252 | BOOSTER STAT: BADGER HILL-ELEC | 1,267.65 | 1,315.84 | 981.77 | 1,116.64 | 1,184.48 | 1,734.30 | 1,774.24 | 2,320.01 | 826.76 | 1,421.48 |
| 623278 | BOOSTER STAT: BOWERS LAND:ELEC | - | - | - | - | - | - | - | - | - | - |
| 623350 | BOOSTER STAT: COBURN ELECTRIC | 576.27 | 614.58 | 575.39 | 690.75 | 1,029.18 | 1,051.68 | 1,447.11 | 1,145.43 | 1,110.78 | 755.23 |
| 623362 | BOOSTER STAT: CABOT PRES-ELEC | 497.37 | 435.28 | 454.48 | 410.18 | 676.67 | 830.47 | 813.41 | 765.26 | 519.21 | 357.94 |
| 623372 | BOOSTER STAT: VALLEFIELD-ELEC | 938.51 | 830.29 | 880.25 | 928.51 | 1,129.14 | 676.35 | (13.86) | 435.96 | 463.16 | 596.44 |
| 623403 | BOOSTER STAT: ENGLISH WDS-ELEC | 448.19 | 405.14 | 407.51 | 504.98 | 287.43 | 491.91 | 467.41 | 397.16 | 420.77 | 299.63 |
| 623428 | BOOSTER STAT:INDIAN RCK-ELECT | 307.07 | 276.76 | 264.09 | 251.42 | 164.67 | 289.78 | 278.12 | 212.39 | 204.06 | 151.67 |
| 623450 | BOOSTER STAT: PWDR HILL-ELEC | 1,325.92 | 1,162.53 | 936.42 | 1,179.49 | 1,315.18 | 2,435.82 | 2,639.64 | 2,856.91 | 1,352.99 | 1,163.30 |
| 623478 | BOOSTER STAT:FEDERAL HILL-ELEC | 697.65 | 612.26 | 490.56 | 512.22 | 431.54 | 319.79 | 311.51 | 460.83 | 165.52 | 278.80 |
| 623500 | BOOSTER STAT: PINE HILL-ELECT | 526.96 | 508.37 | 444.35 | 444.35 | 2,318.86 | 1,928.34 | 1,803.37 | 1,921.46 | 1,866.16 | 817.23 |
| 623550 | BOOSTER STAT: AUTUMN WDS-ELEC | 1,066.58 | 706.31 | 592.22 | 744.81 | 442.90 | 531.83 | 705.69 | 607.20 | 583.12 | 385.30 |
| 623653 | BOOSTER STAT:SOUHEGAN WDS-ELEC | 679.40 | 808.99 | 663.94 | 1,062.32 | 563.45 | 827.19 | 831.75 | 783.58 | 768.80 | 427.86 |
| 623672 | BOOSTER STAT: DONALD ST-ELEC | 1,296.47 | 1,568.26 | 1,093.43 | 1,174.64 | 1,846.89 | 3,021.29 | 3,277.73 | 3,091.22 | 1,779.97 | 1,655.84 |
| 623702 | BOOSTER STAT: ORCHARD-ELECTRIC | 576.69 | 520.65 | 504.19 | 520.64 | 400.89 | 281.88 | 273.84 | 312.24 | 383.34 | 266.33 |
| 623751 | BOOSTER STAT: SKY MEADOW-ELEC | 1,370.46 | 1,459.17 | 1,210.38 | 1,210.38 | 1,255.75 | 1,655.84 | 1,816.91 | 1,704.28 | 1,471.29 | 1,351.97 |
| 623772 | BOOSTER STAT: GREAT BAY - ELEC | 566.04 | 586.89 | 660.09 | 640.55 | 293.29 | 581.12 | 423.75 | 346.97 | 358.69 | 446.62 |
| 623810 | BOOSTER STAT: DUNSTABLE-ELEC | 1,222.87 | 1,115.88 | 1,051.96 | 1,051.96 | 419.31 | 3,254.77 | 8,070.48 | 8,737.91 | 5,942.42 | 3,044.72 |
| 623851 | BOOSTER STAT: KESSLER-ELECTRIC | 328.76 | 328.59 | 337.24 | 362.51 | 263.85 | 254.19 | 237.50 | 237.29 | 247.29 | 239.80 |
| 623861 | BOOSTER STAT: SHAKESPEAR -ELEC | 721.54 | 744.87 | 724.20 | 767.52 | 590.23 | 421.62 | 462.93 | 411.73 | 391.26 | 267.64 |
| 623892 | BOOSTER STAT: SWEET HILL-ELECT | 524.94 | 459.19 | 396.57 | 401.96 | 399.78 | 177.69 | 293.50 | 376.03 | 358.98 | 358.18 |
| 623962 | BOOSTER STAT: MILFORD ELECTRIC | 1,625.74 | 1,478.76 | 1,456.58 | 1,634.77 | 1,647.01 | 3,380.07 | 2,103.25 | 1,768.11 | 1,075.43 | 1,572.32 |
| 623971 | BOOSTER STAT: SOUHEGAN - ELEC | 711.84 | 923.18 | 633.86 | 1,016.18 | 557.42 | 1,134.45 | 1,263.18 | 982.58 | 1,059.75 | 586.68 |
| 623975 | BOOSTER STAT: PILGRIM HL-ELECT | - | 188.34 | 198.25 | 318.77 | 205.78 | 202.42 | 199.96 | 205.07 | 196.44 | 190.25 |
| 623976 | BOOSTER STAT:TARA HEIGHTS | 1,031.16 | 962.15 | 854.79 | 792.93 | 531.55 | 433.18 | 430.33 | 435.19 | 404.67 | 390.39 |
| 623990 | BOOSTER STAT: E STREET ELECT | 291.78 | 271.81 | 247.01 | 239.31 | 174.02 | 1,077.52 | 1,635.13 | 1,326.29 | 1,185.18 | 669.32 |
| 623999 | POWER PURCHASED: CONSULTING | 434.33 | 434.33 | 868.66 | - | 434.33 | 434.33 | 434.33 | 434.33 | 434.33 | 434.33 |
| 624100 | OPER LABOR: TREATMENT PLANT | 24,639.69 | 21,888.66 | 24,791.80 | 23,739.04 | 24,275.12 | 23,735.76 | 24,724.44 | 23,999.92 | 23,585.04 | 24,150.14 |
| 626100 | OPER EXP T PLANT: MAT & EXP | 2,428.75 | 2,321.71 | 1,819.55 | 2,082.49 | 1,203.53 | 1,996.37 | 1,777.40 | 3,485.65 | 1,619.61 | 1,724.08 |
| 626110 | OPER EXP T PLANT: GAS/OIL | 7,502.31 | 7,222.19 | 4,585.19 | 4,143.00 | 2,559.41 | 642.53 | 544.65 | 543.01 | 498.12 | 517.29 |
| 626120 | OPER EXP T PLANT: PHONE | 2,130.59 | 2,297.48 | 2,104.32 | 1,297.56 | 2,924.42 | 2,236.81 | 2,319.33 | 2,319.85 | 2,190.44 | 2,171.22 |
| 626122 | OPER EXP T PLANT: HOUSEKEEPING | 339.90 | 288.47 | 624.23 | 270.71 | 274.08 | 80.43 | 237.01 | 322.52 | - | 419.92 |
| 626130 | OPER EXP WTP: SMALL TOOLS | 455.55 | 183.57 | 945.00 | 638.91 | 2,022.14 | 573.64 | 867.45 | 994.96 | 661.35 | 331.99 |
| 626200 | OPER EXP SNOW STA: MAT & EXP | - | - | - | - | 32.25 | - | - | - | - | - |
| 626300 | OPER EXP MERR RIVER: MAT & EXP | - | - | - | - | - | - | - | - | - | - |
| 631100 | MAINT STRUCT:T PLANT/D&M/SNOW | 1,660.24 | 8,053.05 | 2,539.20 | 3,081.92 | 1,712.18 | 9,752.31 | 3,130.69 | 1,741.05 | 650.14 | 1,902.00 |
| 631101 | MAINT STRUCT:COMM SYS/BOOSTERS | - | 187.15 | - | - | 49.25 | - | - | - | - | 390.11 |

| | | | | | | | | | | | |
|--------|--------------------------------|-------------|-------------|-------------|-------------|-------------|-------------|-------------|-------------|-------------|-------------|
| 631102 | MAINT OF STRUCT: CORE BOOSTERS | - | - | - | - | - | - | - | - | - | - |
| 631200 | MAINT STRUCT: SNOW STATION | - | - | - | - | - | - | - | - | - | - |
| 631500 | MAINT STRUCT: SRCE/SUPPLY | 2,055.11 | 7,223.86 | 1,858.42 | 387.45 | 4,162.73 | 15,177.27 | 2,315.03 | 9,734.86 | 5,397.74 | 9,819.90 |
| 633100 | MAINT PUMP EQUIP:TREATMENT PLT | - | 3,009.00 | 6,085.17 | - | - | 801.39 | - | 220.87 | - | - |
| 633106 | MAINT PUMP EQUIP: CORE SYSTEMS | - | - | - | - | - | - | - | - | - | - |
| 633110 | MAINT OF PUMP EQUIP: COMM SYS | - | - | - | - | - | - | - | - | - | - |
| 633140 | MAINT CORE BOOSTER STAT: PHONE | 112.79 | 112.79 | 112.79 | 112.65 | 123.92 | 123.92 | 123.86 | 123.86 | 123.86 | 124.15 |
| 633150 | MAINT COMM BOOSTER STAT:PHONE | 46.34 | 46.34 | 46.34 | 46.29 | 50.93 | 50.93 | (14.59) | - | - | - |
| 633155 | MAIN COM BOOST ST:GAS/OIL/PROP | 632.84 | - | 1,597.98 | - | 563.77 | - | - | - | 671.00 | 394.59 |
| 633160 | MAINT CORE BOOST:GAS/OIL/PROPN | 828.27 | 314.13 | 791.85 | 644.51 | 140.76 | 181.48 | 175.01 | 164.81 | 250.13 | 175.80 |
| 652300 | PWW-DUTY PAY (WTP) | 3,346.00 | 2,890.00 | 3,056.00 | 2,815.72 | 3,116.65 | 2,891.72 | 2,865.72 | 1,682.00 | 1,810.00 | 1,976.00 |
| 633198 | BOOST STAT GEN MAINT: COM SYS | 12,126.61 | 15,497.16 | 21,076.73 | 12,349.48 | 18,679.44 | 13,051.04 | 12,261.00 | 17,932.04 | 11,909.80 | 12,941.79 |
| 633199 | BOOSTER STATION GENERAL MAINT | 6,902.56 | 8,250.27 | 4,514.13 | 5,429.27 | 9,252.20 | 9,338.50 | 7,557.30 | 6,714.73 | 5,405.21 | 5,530.03 |
| 641110 | CHLORINE: TREATMENT PLANT | 2,965.01 | 2,346.05 | 2,389.14 | 2,303.79 | 3,874.72 | 5,235.22 | 6,074.67 | 5,260.26 | 4,383.30 | 3,248.85 |
| 641111 | CHLORINE: COMMUNITY SYSTEMS | 36.80 | 14.72 | 33.12 | 18.40 | 33.12 | 55.20 | 55.20 | 51.52 | 33.12 | 29.44 |
| 641120 | FERRIC CHLORIDE | 22,583.90 | 19,807.47 | 20,504.33 | 19,791.37 | 29,100.76 | 41,319.96 | 43,361.59 | 37,796.30 | 36,342.18 | 26,384.18 |
| 641130 | AMMONIUM SULFATE-COMM SYSTEMS | - | - | - | - | - | - | - | - | - | - |
| 641140 | POLYMERS | 801.16 | 623.12 | 890.18 | 623.12 | 1,068.21 | 1,335.26 | 1,513.30 | 1,246.25 | 1,068.21 | 890.18 |
| 641150 | CARBON DIOXIDE: GAS - CORE | - | - | - | - | - | - | - | - | - | - |
| 641160 | CORROSION INHIBITOR | 3,139.52 | 2,736.48 | 4,087.04 | 2,807.19 | 4,673.93 | 5,883.07 | 6,045.71 | 5,309.51 | 4,366.38 | 3,451.18 |
| 641161 | ZINC ORTHOPHOSPHATE-COMM SYS | - | - | - | - | 106.07 | - | 35.36 | - | - | 34.93 |
| 641165 | CHEMICALS: BON TERRAIN | - | - | - | - | - | - | - | - | - | - |
| 641170 | MISC TREATMENT CHEMICALS | - | - | - | - | - | - | 6,075.00 | - | - | - |
| 641190 | TKPP DRY | 1,658.98 | 947.99 | 1,955.23 | 1,298.52 | 3,187.27 | 3,010.20 | 4,009.93 | 2,889.51 | 2,711.99 | 1,238.08 |
| 641191 | ARSENIC MEDIA REPLACEMENT | - | - | - | - | - | - | - | - | - | - |
| 641201 | POLYPHOSPHATE: CORE | - | - | - | - | - | - | - | - | - | - |
| 641203 | POTASSIUM PERMAGATE | - | - | - | - | - | - | - | - | - | - |
| 641205 | SODIUM HYDROXIDE | 28,235.38 | 27,385.36 | 24,442.93 | 22,816.33 | 34,049.63 | 47,701.57 | 51,212.84 | 47,932.07 | 44,997.75 | 32,400.79 |
| 641206 | SALT | - | - | - | - | - | - | - | - | - | - |
| 641210 | SODIUM HEXAMETAPHOSPHATE | - | - | - | - | - | - | - | - | - | - |
| 641212 | POT ASH | - | - | - | - | - | - | - | - | - | - |
| 641220 | POLYPHOSPHATE-COMM SYSTEMS | 472.17 | 214.63 | 407.80 | 314.42 | 432.35 | 707.53 | 510.99 | 550.30 | 432.36 | 216.16 |
| 641221 | POTASSIUM PERMAGATE-COMM SYS | - | - | - | 137.17 | - | - | - | - | - | 137.17 |
| 641222 | SODIUM HYDROXIDE-COMM SYSTEMS | - | - | 34.10 | - | 16.55 | 49.61 | 22.03 | 44.17 | 21.47 | - |
| 641223 | SALT - COMMUNITY SYSTEMS | 2,680.84 | 256.58 | 464.35 | 544.52 | 531.25 | 531.24 | 358.59 | 743.74 | 630.85 | 531.24 |
| 641225 | POT ASH - COMMUNITY SYSTEMS | 257.67 | - | 515.34 | 309.20 | 824.54 | 1,339.88 | 1,133.71 | 1,236.80 | 1,545.98 | 824.52 |
| 642100 | PURIFICATION LABOR | 20,488.13 | 17,841.53 | 20,454.94 | 21,517.17 | 19,836.47 | 20,029.17 | 17,351.28 | 12,311.31 | 15,025.40 | 17,277.35 |
| 642160 | MAINT PURIF EQUIP: CAUSTIC | - | - | - | - | - | - | - | - | - | - |
| 642200 | LABORATORY EXPENSE | 8,600.01 | 8,189.13 | 3,132.88 | 10,347.07 | 11,426.51 | 8,326.46 | 6,392.65 | 5,598.24 | 13,250.87 | 12,480.37 |
| 642201 | LABORTORY EXP-COMMUNITY SYSTEM | - | - | - | - | - | - | 357.13 | - | 126.78 | 827.07 |
| 642205 | LAB EXPENSE:OUTSIDE TEST-CORE | 803.70 | 1,795.20 | 1,603.40 | 550.50 | 2,237.70 | 639.20 | 5,976.60 | 5,551.85 | 9,973.31 | 5,794.15 |
| 642210 | LAB EXP: OUTSIDE TEST-COMM SYS | 504.80 | 3,044.60 | 1,036.40 | 702.00 | 673.00 | 1,519.40 | 1,276.40 | 7,239.40 | 7,249.20 | 8,578.20 |
| 643000 | WTP - NON-UNION VEHICLES | 156.08 | 1,273.42 | 135.40 | 417.07 | 336.48 | 1,514.99 | 1,020.33 | (157.08) | 983.26 | 663.04 |
| 643001 | WTP - UNION TRUCKS | 2,719.43 | 2,447.64 | 1,497.32 | 1,661.06 | 1,244.70 | 3,660.91 | 803.62 | 2,793.44 | 3,249.79 | 2,343.23 |
| 643002 | WTP - FUEL PURCHASED | 5,803.98 | 6,650.21 | 713.48 | 11,267.02 | 8,083.69 | 8,569.83 | 8,227.53 | 9,112.49 | 7,246.58 | 7,631.29 |
| 643004 | TRANSPORTATION EXP:CREDITS WTP | (26,240.50) | (21,521.50) | (25,597.00) | (22,990.00) | (30,483.75) | (27,373.50) | (27,571.50) | (27,412.00) | (23,196.25) | (24,640.00) |
| 643005 | WTP-VEH REGISTRATION:NON-UNION | - | - | - | - | - | - | - | - | 1,760.20 | - |
| 643006 | WTP-VEH REGISTRATION: UNION | 2,026.96 | - | - | - | - | - | 986.00 | - | 6,281.76 | 595.00 |
| 643007 | WTP-VEH REGISTRAT: TRAILERS | - | - | - | - | - | - | - | - | 172.00 | - |
| 643008 | WTP: TRAILERS | - | - | - | - | - | - | - | - | 259.07 | - |
| 652100 | MAINT PURIF EQU: TREAT PLANT | - | - | - | - | - | - | - | - | - | - |
| 652200 | MAINT PROC EQU: TRT PLANT | 6,125.61 | 6,914.53 | 10,245.70 | 13,891.67 | 8,592.70 | 9,626.58 | 9,454.45 | 8,329.57 | 4,866.67 | 9,031.71 |

| | | | | | | | | | | | |
|--------|---|-------------------|-------------------|-------------------|-------------------|-------------------|-------------------|-------------------|-------------------|-------------------|-------------------|
| 652201 | MAINT PROC EQ: TP SLUDGE REMOV | 28,552.94 | 24,347.65 | 25,932.74 | 24,792.63 | 33,380.72 | 45,233.66 | 46,562.62 | 39,129.57 | 34,411.15 | 28,159.81 |
| 652220 | MAINT OF PROC EQ: SCADA & OTHR | 767.72 | 1,110.49 | 822.61 | 3,395.33 | 743.52 | 3,840.08 | 2,930.67 | 2,643.37 | 2,692.83 | 1,538.77 |
| 652221 | MAINT PROC EQUIP:SCADA-COM SYS | 3,997.66 | 744.39 | 454.40 | 559.25 | 2,891.99 | 4,497.64 | 946.06 | 997.27 | (2,863.05) | 2,049.40 |
| 926610 | TRAINING EDUCATIONAL SEMINARS | 1,567.61 | 1,289.42 | 2,814.75 | 3,871.50 | 2,598.33 | 6,589.29 | 484.01 | 508.27 | (2,002.23) | 3,233.92 |
| 926700 | VAC,HOL, BOOT ALLOW-TRT PLT | 1,749.77 | 12,145.60 | 5,556.03 | 12,405.69 | 10,540.13 | 29,995.38 | 29,597.95 | 11,731.44 | 16,041.08 | 18,841.07 |
| | | 348,603.55 | 343,125.44 | 347,546.01 | 356,086.20 | 409,596.18 | 555,071.92 | 563,827.18 | 515,457.28 | 498,297.00 | 390,767.21 |
| | Transmission & Distribution Expenses | | | | | | | | | | |
| 660000 | SUPERINTENDENCE: OPERATIONS | 14,223.21 | 11,560.94 | 18,830.99 | 20,707.18 | 22,679.27 | 19,839.04 | 20,052.57 | 28,501.36 | 20,894.92 | 28,246.46 |
| 660300 | OFFICE SALARIES & WAGES: OPS | 16,360.08 | 13,561.08 | 19,065.52 | 18,691.91 | 19,567.22 | 18,546.19 | 19,528.43 | 22,108.03 | 17,187.39 | 12,804.85 |
| 662003 | MISC GEN EXPENSE/OPERATIONS | 8,383.56 | 3,707.50 | 7,624.65 | 3,768.56 | 8,007.30 | 6,255.79 | 3,858.97 | 7,051.87 | 3,866.79 | 3,678.09 |
| 662004 | MISC T&D MATERIALS & SUPPLIES | 171.06 | 815.90 | 1,459.10 | 2,975.81 | 762.42 | 223.72 | 4,620.17 | 1,814.80 | 1,444.88 | 1,791.61 |
| 662005 | MISC GEN EXP: OPS DOT PHYSICAL | 1,214.57 | 2,261.98 | 548.83 | 725.10 | 310.36 | 597.20 | 112.20 | - | - | 174.28 |
| 662006 | TRAINING UNION | 594.42 | 530.76 | 6,584.83 | 14,216.44 | 2,801.57 | 1,466.01 | 1,036.88 | 1,138.30 | 2,142.46 | 5,897.12 |
| 663100 | METER OPERATING LABOR & EXP | 9,251.27 | 12,930.49 | 13,064.99 | 14,954.92 | 8,505.12 | 9,717.09 | 18,213.41 | 28,776.34 | 17,705.29 | 20,246.13 |
| 663101 | MOLE: METER REMOVAL | 473.98 | - | 412.55 | 2,297.15 | 3,167.08 | 164.77 | 260.30 | 382.62 | 288.68 | 4,252.94 |
| 663102 | MOLE: DPAC | - | - | 337.78 | - | 268.80 | - | - | - | - | - |
| 663200 | METER OPER LABOR & EXP-COM SYS | - | - | - | - | - | - | - | - | - | - |
| 663201 | MOLE:METER REMOVAL-COMM SYSTEM | - | - | - | - | - | - | - | - | - | - |
| 664200 | OTHER EXPENSE ON CUST PREMISIS | 292.80 | 1,467.05 | 501.42 | 4,435.92 | 1,690.92 | 464.82 | 570.96 | 1,394.46 | 977.22 | 5,006.88 |
| 664201 | OTHER EXP ON CUST PREM-COM SYS | - | - | - | - | - | - | - | - | - | - |
| 665000 | STORES EXPENSE | 4,294.70 | 3,358.40 | 4,542.51 | 4,594.32 | 4,582.80 | 4,440.49 | 3,530.90 | 4,690.00 | 4,360.20 | 7,271.97 |
| 665087 | TRANS/EXP CONST/MAINT VEH #87 | - | - | - | - | - | - | - | - | - | - |
| 665100 | SMALL TOOLS EXPENSE | 1,476.63 | 1,831.39 | 3,337.50 | 186.12 | 4,169.10 | 4,870.00 | 658.35 | 4,787.13 | 1,801.42 | 784.66 |
| 665101 | OPS - UNION TRUCKS | 3,392.40 | 9,361.78 | 8,154.75 | 5,153.43 | 6,053.60 | 5,284.52 | 15,566.71 | 4,036.33 | 2,920.23 | 7,926.34 |
| 665102 | OPS - NON-UNION VEHICLES | 1,491.85 | (867.34) | 194.32 | - | 1,260.96 | - | 187.94 | 1,466.17 | 144.67 | 186.74 |
| 665103 | OPS - BOOM TRUCK | - | - | - | - | - | - | - | - | 649.85 | - |
| 665104 | OPS - BACKHOES | 2,617.08 | 2,621.79 | 618.76 | 9,632.05 | 1,133.21 | 524.95 | 96.03 | 1,597.25 | 616.99 | 2,627.73 |
| 665105 | OPS - DUMP TRUCKS | 1,037.43 | 4,227.67 | 2,453.88 | (11,704.47) | 1,802.54 | 32,977.58 | - | 701.91 | 3,054.33 | 2,930.14 |
| 665106 | NORTH COUNTRY - UNION TRUCKS | - | 339.80 | 92.86 | 692.77 | 296.94 | 1,048.81 | 1,181.55 | 314.75 | 1,289.02 | - |
| 665107 | NORTH COUNTRY - NON-UNION VEH | - | 226.93 | - | - | 1,036.20 | - | 3,214.24 | 921.34 | 178.42 | 2,196.05 |
| 665108 | OPS - TRAILERS | - | 129.90 | - | - | - | 357.54 | 776.52 | - | 7,047.44 | 205.40 |
| 665110 | OPS-VEH REGISTRAT:NON-UNION VE | - | - | - | - | - | - | - | - | 759.60 | - |
| 665111 | OPS-VEH REGISTRAT:UNION TRUCKS | - | - | - | - | 703.48 | - | - | - | 10,767.84 | - |
| 665112 | OPS-VEH REGISTRAT: BOOM TRUCK | - | - | - | - | - | - | - | - | 419.88 | - |
| 665113 | OPS-VEH REGISTRAT: BACKHOES | - | - | - | - | - | - | - | - | 408.00 | - |
| 665114 | OPS-VEH REGISTRAT: DUMP TRUCKS | - | - | - | - | - | - | - | - | 7,007.80 | 44.80 |
| 665115 | OPS-VEH REGISTRAT:NC-NON-UNION | - | - | - | - | - | - | - | - | - | - |
| 665116 | OPS-VEH REGISTRAT: NC-UNION | 441.72 | - | - | - | - | - | - | - | 1,272.92 | - |
| 665117 | OPS-VEH REGISTRAT: TRAILERS | - | - | - | - | - | - | - | - | 1,568.00 | - |
| 665118 | OPS-VEH REGISTRATION:COMPRESS | - | - | - | - | - | - | - | - | 107.00 | - |
| 665119 | OPS: REGISTRATION-NC TRAILERS | - | - | - | - | - | - | - | - | 179.00 | - |
| 665200 | TRANS/EXP PAC MAINT VEH #200 | - | - | - | - | - | - | - | - | - | - |
| 665201 | TRANS/EXP PAC VEHICILE #201 | - | - | - | - | - | - | - | - | - | - |
| 665250 | TRANS/EXP: MISCELLANEOUS | 8,991.27 | 3,697.31 | 4,757.27 | 3,066.91 | 9,003.66 | 2,267.02 | 2,897.46 | 5,616.89 | 10,851.76 | 11,507.29 |
| 665400 | FUEL PURCHASED: GAS/DIESEL | 12,291.15 | 10,105.06 | - | 20,455.30 | 12,692.00 | 11,789.71 | 11,982.75 | 12,459.57 | 10,071.92 | 11,231.17 |
| 665410 | MOTOR OIL | - | - | - | 869.83 | - | 779.27 | 252.75 | 431.28 | - | 2,358.39 |
| 665480 | VACTOR MACHINE | - | - | - | - | - | - | - | - | - | - |
| 665500 | COMPRESSOR EXPENSE | - | - | - | - | 162.99 | - | - | - | - | 1,968.89 |
| 665700 | TRANS/EXP: CREDITS | - | - | - | - | - | - | - | - | - | - |
| 665701 | TRANS/EXP TRUCK (CREDIT) | (41,745.75) | (32,775.00) | (36,753.50) | (44,098.25) | (52,504.25) | (49,485.00) | (45,018.72) | (44,342.25) | (38,925.75) | (47,679.50) |
| 665702 | TRANS/EXP BACKHOE (CREDIT) | (6,284.25) | (3,686.00) | (4,099.25) | (2,840.50) | (4,607.50) | (6,027.75) | (5,396.00) | (5,025.50) | (4,161.00) | (6,132.25) |
| 665703 | TRANS/EXP COMPRESSOR (CREDIT) | (655.50) | (114.00) | - | (598.50) | (57.00) | (484.50) | (1,524.75) | (3,847.50) | (2,650.50) | (912.00) |

| | | | | | | | | | | | |
|--------|--|-------------------|-------------------|-------------------|-------------------|-------------------|-------------------|-------------------|-------------------|-------------------|-------------------|
| 665999 | INVENTORY ADJUSTMENT | - | - | - | 597.04 | (1,531.45) | - | (64.03) | (1,199.45) | - | - |
| 662007 | EMPLOYEE RELATIONS | - | - | - | 1,327.82 | - | - | - | 8,306.93 | - | - |
| 673001 | MAINT MAINS: REPAIRS | 25,282.91 | 11,522.72 | 5,598.32 | 8,979.82 | 3,801.37 | 21,962.28 | 13,704.24 | 20,657.30 | 20,345.58 | 22,454.76 |
| 673002 | MAINT MAINS: GATE PROGRAM | 7,010.24 | 4,100.66 | 1,791.14 | 5,227.58 | 16,394.76 | 103,789.68 | 71,076.88 | 70,332.53 | 62,310.06 | 37,197.56 |
| 673003 | MAINT MAINS: FLUSHING LN | 253.28 | 736.66 | 1,695.52 | 22,820.77 | 53,267.40 | 6,145.62 | (383.55) | 466.78 | 1,203.27 | 753.31 |
| 673004 | MAINT GATES: INSPECTION | 9,657.77 | 10,400.54 | 4,509.46 | 11,133.21 | - | 4,432.77 | 7,701.48 | 1,550.48 | 855.24 | 3,871.97 |
| 673010 | MAINT MAINS:REPAIRS-COMM SYS | - | - | - | - | - | - | - | - | - | - |
| 673012 | MAINT MAINS:GATE PROG-COMM SYS | - | - | - | - | - | - | - | - | - | - |
| 673013 | MAINT MAINS:FLUSHING-COMM SYS | - | - | - | - | - | - | - | - | - | - |
| 673111 | UNION LABOR: CLEARING | 376.64 | (1,816.84) | (7,580.12) | 331.19 | 5,497.07 | (28,731.49) | (6,784.63) | 34,580.31 | (3,766.69) | (1,645.75) |
| 673140 | MAINT GATES-INSPECTIONS-COMSYS | - | - | - | - | - | - | - | - | - | - |
| 673222 | CONTRACTOR: CLEARING | 24,902.87 | (21,346.91) | 8,948.78 | 4,082.56 | 12,900.86 | (42,281.72) | 1,311.97 | 18,765.69 | (1,370.80) | (491.31) |
| 673900 | MAINT OF MAINS: W HOLLIS PRV | 14.86 | 14.89 | 14.89 | 14.89 | 14.89 | 14.89 | 14.89 | 14.89 | 14.89 | 14.89 |
| 675000 | MAINTENANCE: SERVICES | 28,063.68 | 19,213.84 | 18,614.92 | 16,366.52 | 17,605.13 | 38,916.37 | 17,295.23 | 28,420.32 | 30,024.23 | 34,630.85 |
| 675001 | MAINT: SERVICES - COMM SYSTEMS | - | - | - | - | - | - | - | - | - | - |
| 676000 | MAINTENANCE: METERS | 2,391.76 | 1,263.96 | 761.11 | 753.80 | 1,318.04 | 966.36 | 542.14 | 922.74 | 963.19 | 1,617.47 |
| 676001 | MAINT: METERS - COMM SYSTEMS | - | - | - | - | - | - | - | - | - | - |
| 677000 | MAINTENANCE: HYDRANTS | 67.24 | - | - | 5.89 | 154.43 | 3,539.08 | 144.11 | - | 691.00 | 1,233.13 |
| 677001 | MAINTENANCE: HYDRANTS-REPAIRS | 11,000.36 | 3,511.14 | 7,205.82 | 2,883.27 | 2,006.46 | 4,388.15 | 2,708.46 | 5,423.75 | 2,295.56 | 7,482.77 |
| 677002 | MAINTENANCE: HYDRANTS-PAINTING | - | - | - | - | 374.96 | 5,584.94 | 2,292.88 | - | 468.32 | 1,754.50 |
| 677003 | MAINTENANCE: HYDRANTS-INSPECTN | 3,405.75 | - | 664.20 | 1,556.98 | 2,697.53 | 7,028.08 | 3,384.03 | 4,994.76 | 3,897.46 | 14,089.76 |
| 677011 | MAINT: HYDRANTS-COMM SYSTEMS | - | - | - | - | - | - | - | - | - | - |
| 677012 | MAINT HYDRANTS:PAINT-COMM SYS | - | - | - | - | - | - | - | - | - | - |
| 662100 | PWW-DUTY PAY (WTP) | 4,262.00 | 3,976.93 | 3,464.96 | 4,190.00 | 5,248.00 | 4,589.43 | 4,416.00 | 4,114.00 | 5,067.83 | 3,568.00 |
| 677013 | MAINT HYDRANTS:INSPECT-COM SYS | - | - | - | - | - | - | - | - | - | - |
| 678000 | MONITOR CONTRACTORS MARKING | 8,956.25 | 6,193.00 | 12,097.05 | 14,828.22 | 15,423.92 | 13,058.94 | 14,366.65 | 14,560.57 | 11,637.57 | 10,085.19 |
| 678001 | MONITOR CONTR MARKING-COMM SYS | - | - | - | - | - | - | - | - | - | - |
| 678950 | MAINT: MISC GENERAL EQUIPMENT | 3,884.64 | 1,536.38 | 2,699.63 | 2,762.51 | 2,847.80 | 1,837.70 | 3,090.72 | 6,042.65 | 1,482.23 | 4,841.28 |
| 921200 | RENTAL EXP PARKING: WILL ST | - | - | - | - | - | - | - | - | - | - |
| 921300 | OFFICE SUPPLY & EXP- WILL ST | 1,072.09 | 1,199.80 | 1,286.47 | 1,414.45 | 2,258.95 | 1,414.85 | 1,740.73 | 1,474.74 | 1,188.59 | 472.63 |
| 921310 | OFFICE EXPENSE: WILL ST-GAS | 2,622.99 | 1,429.06 | 1,450.27 | 1,255.72 | 561.02 | 383.62 | 297.85 | 254.42 | 208.36 | 253.83 |
| 921320 | OFFICE EXPENSE: WILL ST-ELECT | 3,822.40 | 3,302.95 | 2,782.89 | 3,173.44 | 2,413.01 | 2,447.71 | 3,042.02 | 3,262.67 | 2,962.03 | 2,324.83 |
| 921330 | OFFICE EXPENSE: WILL ST-PHONE | 3,322.30 | 3,631.97 | 4,063.37 | 2,782.05 | 4,408.00 | 3,762.82 | 3,612.38 | 3,613.28 | 3,618.58 | 3,597.65 |
| 926002 | EMP BENEFIT-BOOTS,VAC,HOL-OPS | 24,582.50 | 17,924.42 | 11,559.35 | 12,007.57 | 23,026.75 | 57,047.70 | 47,696.80 | 32,195.41 | 32,419.36 | 24,616.59 |
| 950120 | MAINTENANCE: GARAGE | 18,833.08 | 12,777.77 | 14,568.22 | 4,486.64 | 7,922.65 | 8,820.65 | 7,578.15 | 7,873.90 | 9,640.26 | 8,110.63 |
| 950130 | MAINTENANCE: METER SHOP | - | - | - | - | - | - | - | - | - | - |
| | | 222,099.29 | 124,866.33 | 147,926.01 | 191,163.94 | 232,100.34 | 284,735.70 | 255,445.02 | 341,603.82 | 270,402.79 | 259,448.72 |
| | Engineering Expense | | | | | | | | | | |
| 660001 | ENGINEERING VEHICLES | 549.15 | 3,768.94 | 687.03 | 991.52 | 1,996.88 | 1,389.84 | 204.22 | 2,007.41 | 336.31 | 2,479.37 |
| 660002 | ENGINEERING - FUEL PURCHASED | 1,077.49 | 1,505.69 | 418.96 | 2,064.64 | 1,744.33 | 2,052.73 | 2,358.62 | 2,688.37 | 2,491.54 | 2,633.92 |
| 660003 | ENGINEERING-VEH REGISTRATION | - | - | - | - | - | - | 1,591.00 | - | 3,485.40 | - |
| 660200 | SALARIES & WAGES - ENGINEERING | 96,918.40 | 88,141.54 | 90,496.16 | 83,941.82 | 113,998.02 | 101,652.40 | 83,737.00 | 109,692.54 | 100,173.29 | 113,954.61 |
| 662001 | ENGINEERING DEPT: EXPENSE | 1,789.05 | 1,253.35 | 852.86 | 432.25 | 5,147.10 | 6,092.93 | 11,910.72 | 15,895.84 | 15,751.23 | 2,038.63 |
| | | 100,334.09 | 94,669.52 | 92,455.01 | 87,430.23 | 122,886.33 | 111,187.90 | 99,801.56 | 130,284.16 | 122,237.77 | 121,106.53 |
| | Customer Accounts & Collection Expenses | | | | | | | | | | |
| 902000 | CUSTOMER ORDS: COLLECTIONS | 3,403.60 | 3,871.79 | 4,556.38 | 2,499.73 | 3,818.44 | 3,317.39 | 3,146.40 | 5,052.40 | 2,679.19 | 3,342.61 |
| 903000 | CUSTOMER ORDS: COLLECTIONS | 258.50 | 667.50 | (2,376.06) | 361.50 | 602.00 | 399.25 | (1,860.15) | 818.75 | (1,817.03) | 617.00 |
| 902001 | METER READING | 5,264.37 | 3,801.39 | 4,892.77 | 4,913.69 | 4,136.35 | 5,716.28 | 6,138.30 | - | 7,791.98 | 792.52 |
| 902002 | WATER BAN: COMMUNITY SYSTEMS | - | - | - | - | - | - | - | - | - | - |
| 902003 | EMPLOY BENEF-BOOTS/VACA/HOL-CS | 363.38 | 479.76 | 131.36 | 908.56 | 773.90 | 720.96 | 304.90 | 40.20 | 308.20 | 1,072.00 |
| 902004 | SICK - CUST SERVICE - UNION | 777.20 | - | 428.80 | 643.20 | 294.80 | 259.04 | - | - | - | - |
| 903004 | SICK - CUST SERVICE - UNION | - | - | - | - | - | - | - | - | - | - |

| | | | | | | | | | | | |
|--------|--|------------------|------------------|------------------|------------------|------------------|------------------|------------------|------------------|------------------|------------------|
| 902010 | CUST ORDS:COLLECTIONS-COM SYS | - | - | - | - | - | - | - | - | - | - |
| 902011 | METER READING: COMM SYSTEMS | - | - | - | - | - | - | - | - | - | 243.18 |
| 902096 | METER READING-EXCEPT: COMM SYS | - | - | - | - | - | - | - | - | - | - |
| 902097 | METER READING-TRANSF: COMM SYS | - | - | - | - | - | - | - | - | - | - |
| 902098 | METER READING: TRANSFERS | - | - | - | - | - | - | 655.18 | 230.54 | 3,267.64 | 3,045.27 |
| 902099 | METER READING: EXCEPTIONS | - | - | - | - | - | - | 86.85 | 218.55 | - | 856.96 |
| 902100 | BILLING & ACCOUNTING | - | - | - | - | - | - | - | - | - | - |
| 903100 | BILLING & ACCOUNTING | 27,337.73 | 26,197.07 | 20,277.81 | 26,792.89 | 30,845.75 | 27,973.24 | 27,055.57 | 32,069.26 | 22,679.98 | 25,626.78 |
| 902400 | WATER BAN | - | - | - | - | 280.48 | 776.38 | 3,975.44 | - | - | - |
| 903003 | EMPLOYEE BENEFITS:BOOTS/VACATION | 268.00 | 24.36 | 29.24 | (59.56) | (47.64) | (34.46) | 16.59 | 76.87 | 96.52 | (217.04) |
| 904000 | UNCOLLECTABLE ACCOUNTS | 2,346.89 | 2,883.72 | 6,003.66 | 4,165.77 | 1,054.63 | 943.06 | 7,812.81 | 3,475.86 | 6,922.28 | 3,605.46 |
| | | 40,019.67 | 37,925.59 | 33,943.96 | 40,225.78 | 41,758.71 | 40,071.14 | 47,331.89 | 41,982.43 | 41,928.76 | 38,984.74 |
| | <u>Administrative and General Expense</u> | | | | | | | | | | |
| 920000 | SALARIES & WAGES - ADMIN | 16,790.49 | 14,319.54 | 16,045.32 | 17,011.34 | 16,991.10 | 11,330.34 | 15,344.39 | (26,038.08) | 56,232.10 | 16,391.27 |
| 920001 | WAGES: REVENUE & CUSTOMER OPER | 80,817.01 | 70,788.97 | 79,652.35 | 81,070.30 | 85,045.15 | 79,760.47 | 77,260.25 | 92,913.81 | 76,638.63 | 92,345.44 |
| 920002 | SALARIES & WAGES: ACCOUNTING | 71,655.60 | 53,666.92 | 61,678.86 | 52,494.49 | 63,630.30 | 56,519.90 | 51,663.67 | 61,445.09 | 52,878.44 | 61,278.40 |
| 920003 | SALARIES & WAGES: IS | 44,608.86 | 31,841.50 | 41,126.75 | 44,368.96 | 38,752.30 | 39,050.30 | 36,652.94 | 40,513.97 | 37,146.37 | 39,011.66 |
| 920004 | SALARIES & WAGES: PWS | 12,389.59 | 11,360.11 | 10,845.69 | 10,740.90 | 12,723.48 | 11,666.86 | 16,710.82 | 4,231.26 | 11,416.87 | 12,711.33 |
| 920005 | SALARIES & WAGES: PWS ADMIN | - | - | - | - | - | - | - | - | - | - |
| 920100 | OFFICERS SALARIES & WAGES | 45,286.18 | 36,238.26 | 44,628.77 | 52,331.73 | 46,933.86 | 47,327.73 | 32,779.73 | 47,909.45 | (3,565.57) | 45,795.79 |
| 920200 | OFFICER'S SALARIES TRXF OUT | - | - | - | - | - | - | - | - | - | - |
| 921000 | OFFICE SUPPLIES & EXPENSE | 5,774.62 | 4,026.79 | 6,652.60 | 16,666.24 | (933.09) | 4,029.11 | 2,141.50 | 5,424.70 | 4,086.39 | 3,942.28 |
| 921001 | TRANS/EXP MAIN OFFICE - VEH #1 | - | - | - | - | - | - | - | - | - | - |
| 921002 | SENIOR MANAGEMENT VEHICLES | 165.33 | - | 154.01 | 199.91 | 1,462.15 | 563.18 | 136.13 | 202.31 | - | 259.43 |
| 921003 | SENIOR MGMT - FUEL PURCHASED | 268.27 | 290.78 | 581.48 | 292.31 | - | 29.40 | 460.43 | 518.38 | 478.78 | 401.56 |
| 921004 | SENIOR MGMT-VEH REGISTRATION | - | - | - | - | - | - | - | - | 990.60 | - |
| 921130 | OFFICE EQUIP: RENTAL/LEASE EXP | 3,635.66 | 549.74 | 3,550.24 | 2,905.24 | 9,371.84 | 3,614.62 | 3,422.82 | 2,355.80 | 3,539.62 | 2,894.62 |
| 921131 | VEHICLE LEASES | - | - | - | - | - | - | - | - | - | - |
| 921133 | IT VEHICLE EXPENSE-FUEL | 41.52 | 31.70 | - | 42.00 | 40.70 | 43.40 | - | 35.00 | 77.35 | 39.40 |
| 921134 | IT VEHICLE EXPENSE-REGISTRATION | - | - | - | - | - | - | - | - | - | - |
| 921132 | IT VEHICLE EXPENSE | - | - | - | - | - | - | - | - | 135.97 | - |
| 921140 | COURIER & EXPRESS MAIL EXPENSE | 41.41 | - | 123.76 | - | 141.48 | (131.08) | - | - | - | - |
| 921150 | RENTAL EXPENSE: HECOP III | 26,764.38 | 26,764.38 | 26,764.38 | 26,764.38 | 26,764.38 | 26,764.38 | 26,764.38 | 29,472.06 | 27,382.50 | 27,382.06 |
| 921160 | OFFICE EXP: MANCHESTR ST-PHONE | 2,002.97 | 2,470.34 | 2,173.84 | 2,485.56 | 2,446.56 | 2,540.49 | 2,734.89 | 2,383.15 | 2,415.34 | 2,365.93 |
| 921170 | OFFICE EXPENSE: MANCH ST ELECT | 3,020.95 | 2,898.08 | 2,614.11 | 3,543.38 | 4,154.43 | 5,382.39 | 6,089.92 | 5,605.73 | 4,691.15 | 3,771.48 |
| 922000 | MISC EXP: TRNSF-CR (OVERHEAD) | (53,774.54) | (31,126.45) | (22,643.19) | (44,419.38) | (49,670.03) | (62,966.12) | (55,620.66) | (79,387.14) | (64,347.89) | (87,655.10) |
| 922200 | LABOR: OVERHEAD | (91,389.19) | (79,743.96) | (90,467.83) | (79,812.11) | (101,640.19) | (81,677.46) | (75,168.58) | (71,900.81) | (69,741.34) | (74,313.35) |
| 923000 | OUTSIDE SERVICES | 26,089.44 | 52,203.05 | 18,573.97 | 35,287.99 | 39,854.29 | 44,858.22 | 23,959.26 | 20,603.55 | 22,444.81 | 47,134.61 |
| 924000 | INSURANCE EXPENSE | 43,392.05 | 43,398.03 | 43,398.05 | 29,057.05 | 28,604.38 | 43,398.05 | 43,398.05 | 43,984.26 | 37,309.06 | 44,084.25 |
| 926001 | OFFICER'S LIFE INSURANCE | 386.19 | 386.19 | 386.19 | 386.19 | 386.19 | 386.19 | 386.19 | 386.19 | 2,055.19 | 386.19 |
| 926100 | SICKNESS & FUNERAL PAY | 16,267.30 | 11,157.55 | 6,858.19 | 9,426.84 | 6,121.81 | (49,831.69) | - | - | - | - |
| 926200 | PENSION- DB PLAN | 112,231.08 | 112,231.08 | 112,231.08 | 112,231.08 | 112,231.08 | 112,231.08 | 112,231.08 | 112,231.08 | 112,231.08 | 112,231.08 |
| 926250 | GROUP PENSION: 401K | 25,152.99 | 19,266.25 | 18,790.76 | 19,485.00 | 25,901.98 | 26,314.28 | 21,589.46 | 25,994.28 | 20,400.68 | 20,613.93 |
| 926255 | EARLY RETIREE HEALTH EXPENSE | - | - | - | - | - | - | - | - | - | - |
| 926260 | POST-65 RETIREMENT HEALTH EXP | 21,619.33 | 21,619.33 | 21,619.33 | 21,619.33 | 21,619.33 | 21,619.33 | 21,619.33 | 21,619.33 | 21,619.33 | 21,619.33 |
| 926300 | EMPLOYEE SERVICE AWARDS | - | - | - | - | - | - | - | - | - | 7,314.86 |
| 926400 | GROUP HEALTH INSURANCE | 148,173.98 | 142,901.15 | 148,278.86 | 156,540.08 | 129,443.93 | 142,581.46 | 157,781.53 | 141,060.78 | 130,595.00 | 143,755.21 |
| 926401 | HEALTH INSURANCE:OPT OUT | - | 125.00 | - | 9,000.00 | - | - | - | - | 9,750.00 | - |
| 926410 | GROUP DENTAL | 16,536.03 | 16,199.85 | 16,057.93 | 16,146.81 | 16,763.54 | 16,473.20 | 16,982.78 | 16,643.06 | 17,343.65 | 2,352.84 |
| 926420 | GROUP LIFE/DISABILITY INSURANC | 2,994.50 | 3,045.50 | 2,994.50 | 2,994.50 | 3,047.50 | 3,072.00 | 3,119.00 | 3,125.00 | 3,125.00 | 3,200.50 |
| 926440 | EMPLOYEE BENEFITS/ SECTION 125 | - | - | - | - | - | - | - | - | - | - |
| 926500 | MISC EMPLOYEE BENEFITS | 4,364.64 | 1,732.33 | 1,830.57 | 1,310.04 | 365.44 | 2,627.19 | 720.54 | (7,570.39) | 1,452.24 | 1,883.76 |

| | | | | | | | | | | | |
|--------|------------------------------------|---------------------|--------------------|--------------------|---------------------|---------------------|---------------------|---------------------|---------------------|---------------------|---------------------|
| 926501 | MISC EMPLOYEE BENEFITS-WELLNESS | - | - | 630.70 | (1,105.00) | 6,715.00 | (1,056.52) | (282.08) | (2,770.73) | 853.41 | (1,109.16) |
| 926502 | MISC EMPLOYEE BENEFITS-ACTIVITIES | - | - | - | - | - | - | - | 948.43 | 354.49 | 3,102.63 |
| 926503 | MISC EMPLOYEE BENEFITS-SAFETY | 950.00 | 310.00 | - | 2,162.80 | 713.68 | 1,361.62 | 2,148.62 | 104.74 | 1,803.70 | 1,192.66 |
| 926505 | EMPLOYEE RELATIONS | - | - | - | - | - | - | - | - | - | - |
| 926600 | TUITION REIMBURSEMENTS | 6,510.00 | - | 2,972.84 | - | 4,088.37 | 976.85 | 3,801.00 | - | 99.70 | 5,642.87 |
| 926610 | TRAINING EDUCATIONAL SEMINARS | 1,180.00 | 1,305.00 | - | 4,016.34 | 708.00 | 2,754.50 | 2,383.98 | 280.00 | 11,188.41 | 19,877.43 |
| 926801 | SUP BEN: SUP EXE RETIRE PLAN | - | - | (5,659.00) | - | - | 13,690.00 | - | - | 12,884.00 | - |
| 928000 | REGULATORY COMMISSION EXPENSE | 10,575.67 | 10,575.67 | 10,575.66 | 10,575.66 | 10,575.68 | 10,575.66 | 10,575.66 | 3,499.01 | 14,074.67 | 14,074.66 |
| 930100 | MEETINGS & CONVENTIONS | 915.00 | 5,299.70 | 5,343.92 | 5,644.97 | 526.53 | 273.33 | 908.96 | 33.33 | 13,381.78 | 659.00 |
| 930101 | MEMBERSHIPS | 3,833.91 | 3,698.91 | 139.98 | 4,262.29 | 3,829.66 | 3,857.62 | 2,463.42 | 3,159.92 | 2,524.71 | 2,042.72 |
| 930102 | LICENSING FEES | 1,565.83 | 465.83 | 465.82 | 540.83 | 530.83 | 694.28 | 671.95 | 709.00 | 902.00 | 182.00 |
| 930200 | PUBLIC RELATIONS | - | 429.65 | 913.96 | 2,681.64 | 5,989.22 | 13,011.91 | 887.53 | 535.24 | - | 443.57 |
| 930300 | MEALS | 390.09 | 610.33 | 398.83 | 282.21 | 411.20 | 147.01 | 291.72 | 396.51 | 122.94 | 742.99 |
| 930400 | MISCELLANEOUS GENERAL EXPENSE | 28.08 | 141.00 | 70.00 | 38.94 | 39.00 | 1,962.94 | 3.11 | - | - | - |
| 930405 | MISC GEN EXP: RECRUITMENT FEES | 396.00 | 384.71 | 14,898.50 | 1,019.45 | 3,794.78 | 2,152.34 | 525.50 | 8,273.40 | 701.25 | 1,483.01 |
| 930410 | CHARITABLE CONTRIBUTIONS | - | - | - | - | - | - | - | - | - | - |
| 950100 | MAINTENANCE: OFFICE PROPERTY | 175.00 | 100.00 | 100.00 | 100.00 | 100.00 | 100.00 | 100.00 | 100.00 | 100.00 | 100.00 |
| 950110 | MAINTENANCE: MANCHESTER STREET | 3,191.24 | 1,156.40 | 2,465.25 | 1,728.40 | 1,975.41 | 1,951.59 | 1,934.65 | 3,526.99 | 1,804.51 | 1,983.22 |
| 950200 | MAINT: OFFICE FURNT & EQUIP | - | - | - | - | - | - | - | - | - | - |
| 950300 | MAINT: COMMUNICATION EQUIP | 1,831.54 | 1,831.54 | 1,841.54 | 218.77 | 3,442.95 | 1,825.86 | 1,826.76 | 1,826.76 | 1,829.57 | 1,831.49 |
| 950400 | MAINT: MISC GENERAL EQUIP | - | - | - | - | - | - | - | - | - | - |
| 950500 | MAINT: COMPUTER EQUIPMENT | 38,206.30 | 38,754.16 | 38,485.47 | 35,090.33 | 49,576.32 | 32,529.36 | 132,697.63 | 34,561.30 | 34,853.89 | 34,390.71 |
| | | 655,055.30 | 633,704.91 | 648,144.04 | 667,427.79 | 633,570.52 | 594,385.57 | 704,098.26 | 548,945.72 | 616,260.38 | 637,838.56 |
| | Inter Div Management Fee | | | | | | | | | | |
| 930500 | INTERCOMPANY MGMT FEE: PCP | 21,529.00 | 16,346.00 | 24,453.00 | 17,886.00 | 16,863.00 | 17,226.00 | 18,547.00 | 27,168.00 | 20,375.00 | 20,652.00 |
| 930510 | INTCO MGMT FEE:TSC/PWS/PAC/PEU | (306,018.00) | (283,463.00) | (313,897.00) | (297,599.00) | (343,946.00) | (282,804.00) | (255,022.00) | (265,763.00) | (277,166.00) | (295,890.00) |
| 930520 | INTERCO MGT:INSIDE GEN COUNSEL | - | - | - | - | - | - | - | - | - | - |
| | Total Operating Expenses | 1,081,622.90 | 967,174.79 | 980,571.03 | 1,062,620.94 | 1,112,829.08 | 1,319,874.23 | 1,434,028.91 | 1,339,678.41 | 1,292,335.70 | 1,172,907.76 |
| | Depreciation Expense | | | | | | | | | | |
| 403000 | DEPRECIATION EXPENSE | 477,168.48 | 475,101.48 | 475,370.85 | 476,686.49 | 477,825.41 | 478,517.86 | 474,977.64 | 477,187.91 | 477,605.51 | 479,804.32 |
| 406100 | AMORT OF BON TERRAIN ACQ ADJ | (849.62) | (849.62) | (849.62) | (849.62) | (849.62) | (849.62) | (849.62) | (849.62) | (849.62) | (849.62) |
| 406101 | AMORT OF SOUHEGAN WDS ACQ ADJ | (1,402.52) | (1,402.52) | (1,402.52) | (1,402.52) | (1,402.51) | (1,402.52) | (1,402.51) | (1,402.51) | (1,402.52) | (1,402.52) |
| | | 474,916.34 | 472,849.34 | 473,118.71 | 474,434.35 | 475,573.28 | 476,265.72 | 472,725.51 | 474,935.78 | 475,353.37 | 477,552.18 |
| | Amortization Expense: CIAC | | | | | | | | | | |
| 405300 | AMORTIZATION EXPENSE: CIAC | (58,963.83) | (59,026.51) | (59,087.59) | (59,175.16) | (59,531.12) | (59,575.84) | (59,688.94) | (59,767.64) | (59,866.88) | (60,440.06) |
| | | (58,963.83) | (59,026.51) | (59,087.59) | (59,175.16) | (59,531.12) | (59,575.84) | (59,688.94) | (59,767.64) | (59,866.88) | (60,440.06) |
| | Amortization Expense | | | | | | | | | | |
| 407320 | AMORT EXP - DEFERRED CHARGES | 11,563.03 | 11,563.03 | 11,563.16 | 11,563.02 | 11,562.98 | 11,563.18 | 11,527.56 | 10,756.69 | 10,750.89 | 10,750.71 |
| 407100 | AMORT: ACQUISITION PREMIUM | 149,557.65 | 152,827.95 | 152,827.94 | 152,827.95 | 152,827.95 | 152,828.73 | 152,827.95 | 152,827.95 | 152,827.95 | 152,827.94 |
| | | 161,120.68 | 164,390.98 | 164,391.10 | 164,390.97 | 164,390.93 | 164,391.91 | 164,355.51 | 163,584.64 | 163,578.84 | 163,578.65 |
| 414000 | GAIN FROM ARRA LOAN FORGIVNESS | (4,493.73) | (4,493.73) | (4,493.73) | (4,493.73) | (4,493.73) | (4,493.73) | (5,273.67) | (6,053.61) | (5,273.67) | (5,273.67) |
| 414100 | GAIN ON DISP/UTIL PROP-PAPP ND | - | - | - | - | - | - | - | - | - | - |
| 921161 | RENT EXP-HECOP III FITUP ALLOW | - | - | - | - | - | - | - | - | - | - |
| | Taxes Other than Income Tax | | | | | | | | | | |
| 408110 | LOCAL PROPERTY TAXES | 365,531.14 | 365,531.14 | 430,102.15 | 387,054.47 | 376,904.65 | 381,980.05 | 381,980.06 | 381,980.06 | 381,980.03 | 381,995.46 |
| 408120 | MEDICARE TAX EXPENSE | 10,338.93 | 9,412.67 | 10,465.27 | 10,564.94 | 11,722.59 | 11,240.28 | 11,883.66 | 12,043.04 | 10,239.29 | 11,752.12 |
| 408121 | FICA TAX EXPENSE | 44,151.87 | 40,247.34 | 44,748.03 | 45,174.13 | 50,123.98 | 48,062.06 | 50,812.91 | 50,360.01 | 41,874.65 | 48,052.36 |

| | | | | | | | | | | | |
|--------|---|---------------------|---------------------|---------------------|---------------------|---------------------|---------------------|---------------------|---------------------|---------------------|---------------------|
| 408122 | FUTA TAX EXPENSE | 3,000.28 | 535.51 | 167.26 | 96.51 | 94.69 | 172.56 | 179.27 | 145.18 | 50.09 | 80.30 |
| 408123 | SUTA TAX EXPENSE - NH | 2,105.17 | 2,230.32 | 950.40 | 377.49 | 224.30 | 167.50 | 214.35 | 201.01 | 103.49 | 146.30 |
| 408125 | SUTA TAX EXPENSE - MASS | 489.83 | 327.81 | 6.79 | - | - | - | 52.57 | 78.25 | 82.70 | 43.93 |
| 408130 | NH BET TAXES | - | - | - | - | - | - | - | - | - | - |
| 408126 | EXCISE TAXES | - | - | - | - | - | - | 222.27 | - | - | - |
| | | 425,617.22 | 418,284.79 | 486,439.90 | 443,267.54 | 439,070.21 | 441,622.45 | 445,345.09 | 444,807.55 | 434,330.25 | 442,070.47 |
| | Income Tax | | | | | | | | | | |
| 409102 | PROV/FED INC TAX/CURRENT | 37,530.50 | 6,991.73 | (18,819.60) | 21,943.70 | 40,400.34 | 163,591.23 | 333,207.48 | 186,275.08 | 40,594.01 | 72,618.41 |
| 409113 | PROVS FOR NH BUS PRFTS TAX CUR | 15,329.66 | 2,855.83 | (7,687.02) | 8,963.09 | 16,501.87 | 66,820.27 | 136,101.49 | 76,085.68 | 16,580.98 | 29,661.62 |
| 409120 | MASS EXERCISE TAX | - | - | - | - | - | - | - | - | - | - |
| 410102 | PROV/FED INC TAX/DEFERRED | - | - | - | - | - | - | - | - | - | - |
| 410113 | PROV NH INCOME TAX DEFERRED | - | - | - | - | - | - | - | - | - | - |
| 410120 | PROV MA INCOME TAX DEFERRED | - | - | - | - | - | - | - | - | - | - |
| 411000 | AMORT OF REGULATORY LIABILITY | - | - | - | - | - | - | - | - | - | - |
| 412000 | INVESTMENT TAX CREDITS | (2,753.00) | (2,753.00) | (2,753.00) | (2,753.00) | (2,753.00) | (2,753.00) | (2,753.00) | (2,753.00) | (2,753.00) | (2,753.00) |
| | | 50,107.16 | 7,094.56 | (29,259.62) | 28,153.79 | 54,149.21 | 227,658.50 | 466,555.97 | 259,607.76 | 54,421.99 | 99,527.03 |
| | Total Operating Deducts | 2,129,926.74 | 1,966,274.22 | 2,011,679.80 | 2,109,198.70 | 2,181,987.86 | 2,565,743.24 | 2,918,048.38 | 2,616,792.89 | 2,354,879.60 | 2,289,922.36 |
| | Net Operating Income | 280,416.91 | 136,297.85 | 64,094.21 | 222,243.09 | 304,804.90 | 749,647.93 | 1,394,303.30 | 844,493.91 | 286,389.45 | 420,769.25 |
| | Non-Operating Revenue Deductions | | | | | | | | | | |
| 421000 | MISC NON-UTILITY INCOME | - | - | - | - | - | - | - | - | - | - |
| 426000 | NON-OPERATING REVENUE DEDUCTS | - | - | - | - | - | - | - | - | - | - |
| 426001 | MISCELLANEOUS NON-UTILITY EXP | - | - | - | - | - | - | - | - | - | - |
| | Other Income | - | - | - | - | - | - | - | - | - | - |
| 420000 | AFUDC-INTEREST(DEBT) COMPONENT | (1,037.00) | (1,080.00) | (1,132.00) | 1,268.00 | (1,078.00) | (1,101.00) | (1,104.00) | (1,155.00) | (2,331.00) | (22.00) |
| 420100 | AFUDC - EQUITY COMPONENT | (663.00) | (691.00) | (723.00) | 714.00 | (581.00) | (593.00) | (594.00) | (650.00) | (1,311.00) | (13.00) |
| | | (1,700.00) | (1,771.00) | (1,855.00) | 1,982.00 | (1,659.00) | (1,694.00) | (1,698.00) | (1,805.00) | (3,642.00) | (35.00) |
| | Interest Expense | | | | | | | | | | |
| 427300 | INTEREST EXP: BONDS & NOTES | 300,960.19 | 276,561.45 | 298,328.57 | 303,497.08 | 327,872.28 | 309,137.18 | 317,623.75 | 319,109.71 | 312,072.33 | 330,340.86 |
| 427200 | LINE OF CREDIT INTEREST | - | - | - | - | - | - | - | - | - | - |
| 427325 | INTEREST EXP:DEBT SERVICE COST | - | - | - | - | - | - | - | - | - | - |
| 428000 | AMORTIZATION OF DEBT EXPENSE | 24,850.05 | 24,850.04 | 24,850.05 | 25,675.45 | 24,892.47 | 25,650.48 | 26,202.09 | 26,032.25 | 26,032.99 | 26,032.32 |
| 428001 | AMORT OF ORIGINAL ISSUE DISCNT | - | - | - | - | - | - | - | - | - | - |
| 428002 | AMORTIZATION OF DISCOUNT ON BONDS | - | - | - | - | - | - | - | - | - | - |
| 429000 | AMORTIZATION: PREMIUM ON DEBT | (9,826.84) | (9,826.84) | (9,826.84) | (10,168.21) | (10,168.21) | (10,168.21) | (10,168.21) | (10,168.21) | (10,168.21) | (10,168.21) |
| 427115 | INTERCOMPANY INTEREST | (28,248.00) | (29,743.08) | (26,530.09) | (31,218.38) | (38,039.91) | (38,616.46) | (41,076.14) | (39,349.02) | (40,541.53) | (48,509.31) |
| 419000 | INTEREST INCOME | - | - | - | - | - | - | - | - | - | - |
| | Total Interest | 287,735.40 | 261,841.57 | 286,821.69 | 287,785.94 | 304,556.63 | 286,002.99 | 292,581.49 | 295,624.73 | 287,395.58 | 297,695.66 |
| | Net Income (Or Loss) - MTD | (5,618.49) | (123,772.72) | (220,872.48) | (67,524.85) | 1,907.27 | 465,338.94 | 1,103,419.81 | 550,674.18 | 2,635.87 | 123,108.59 |
| | Net Income (Or Loss) - YTD | (5,618.49) | (129,391.21) | (350,263.69) | (417,788.54) | (415,881.27) | 49,457.67 | 1,152,877.48 | 1,703,551.66 | 1,706,187.53 | 1,829,296.12 |

| Nov-18 | Dec-18 | Total |
|---------------------|---------------------|----------------------|
| (2,154,994.25) | (1,763,626.39) | (26,943,861) |
| (4,844.41) | (332,003.23) | (387,847) |
| 725,201.00 | (132,428.00) | (46,286) |
| 4,844.41 | 4,788.86 | 60,634 |
| (644,085.98) | (644,085.98) | (7,729,032) |
| 644,085.98 | 644,085.98 | 7,729,032 |
| (388,003.27) | (387,989.93) | (4,653,439) |
| 1,817,796.52 | 2,611,258.69 | 31,970,799.31 |
| - | (108.00) | (3,321) |
| (48,691.26) | (41,842.65) | (337,556) |
| - | - | - |
| (11,358.30) | (8,278.00) | (106,825) |
| 5,713.08 | 10,514.83 | 145,582 |
| (980.72) | (980.72) | (11,683) |
| (8,859.98) | (8,829.40) | (106,069) |
| 64,177.18 | 49,415.94 | 416,551 |
| 1,881,973.70 | 2,660,782.63 | 32,390,670.92 |
| 4,239.87 | 1,146.42 | 46,423 |
| 69.48 | - | 9,652 |
| 422.60 | 613.71 | 12,794 |
| 259.13 | 1,299.67 | 13,227 |
| 13,073.37 | 12,397.26 | 186,632 |
| 977.78 | 977.78 | 11,774 |
| 865.96 | 1,713.77 | 27,248 |
| 107.07 | 107.07 | 5,753 |
| 6,684.18 | 6,684.18 | 112,367 |
| 5,695.05 | 4,671.75 | 99,185 |
| 512.58 | 512.58 | 8,683 |
| 399.85 | 399.85 | 5,114 |
| - | - | 2,424 |
| - | - | 620 |
| 1,115.30 | 1,692.19 | 14,307 |
| 22,775.77 | 18,639.55 | 250,409 |
| 33,595.41 | 29,502.21 | 401,127 |
| 36,453.84 | 41,424.96 | 593,855 |
| 125.90 | 291.35 | 1,898 |
| 14.89 | 14.89 | 918 |
| 91.56 | 152.35 | 1,581 |
| - | - | - |
| 197.73 | 358.77 | 3,375 |



| | | |
|----------------|---------------|---------|
| 13,227 | Milford Total | 38,798 |
| 186,632 | Derry Total | 186,632 |
| 11,774 | MWW Total | 126,433 |
| 27,248 | MVD Total | 118,120 |

| | | |
|-----------|-----------|----------------|
| 554.36 | 1,095.12 | 8,318 |
| 1,920.30 | 2,032.41 | 28,625 |
| 534.01 | 736.00 | 7,749 |
| - | - | - |
| 642.70 | 445.12 | 6,251 |
| - | - | - |
| 426.11 | 597.48 | 7,148 |
| 559.40 | 749.05 | 6,689 |
| 1,190.15 | 1,457.91 | 11,690 |
| 896.50 | 884.74 | 7,770 |
| 309.51 | 536.82 | 4,442 |
| 1,434.63 | 1,798.63 | 93,999 |
| 47.09 | 61.25 | 1,079 |
| 4,553.06 | 5,788.32 | 85,866 |
| 553.91 | 912.97 | 9,192 |
| 381.63 | 386.76 | 5,517 |
| 2,136.10 | 1,993.04 | 18,072 |
| - | - | - |
| 810.96 | 1,042.47 | 10,850 |
| 529.48 | 566.53 | 6,856 |
| 481.71 | 849.83 | 8,196 |
| 584.00 | 618.48 | 5,333 |
| 297.70 | 406.55 | 3,104 |
| 1,228.64 | 1,467.01 | 19,064 |
| 646.01 | 768.49 | 5,695 |
| 749.65 | 1,065.99 | 14,395 |
| 701.21 | 1,505.66 | 8,573 |
| 481.31 | 1,290.83 | 9,189 |
| 1,147.07 | 1,288.28 | 22,241 |
| 345.05 | 22.23 | 4,408 |
| 1,403.79 | 1,667.03 | 17,577 |
| 757.02 | 1,615.65 | 7,277 |
| 1,766.50 | 1,427.81 | 37,107 |
| 416.01 | 401.92 | 3,655 |
| 485.39 | 558.99 | 6,548 |
| 274.38 | 508.53 | 4,530 |
| 1,083.89 | 1,196.67 | 20,023 |
| 626.02 | 983.24 | 10,478 |
| 106.08 | 301.38 | 2,313 |
| 419.03 | 727.62 | 7,413 |
| 542.96 | 574.61 | 8,235 |
| - | 868.66 | 5,212 |
| 24,149.41 | 25,167.79 | 288,847 |
| 1,691.44 | 880.84 | 23,031 |
| 1,893.94 | 5,766.73 | 36,418 |
| 2,197.83 | 2,192.55 | 26,382 |
| - | 639.15 | 3,496 |
| 608.96 | 89.85 | 8,373 |
| - | - | 32 |
| - | - | - |
| 4,778.91 | 3,904.29 | 42,906 |
| - | - | 627 |

| | | |
|-------------|-------------|------------------|
| - | - | - |
| - | - | - |
| 10,463.74 | 14,580.61 | 83,177 |
| - | 755.21 | 10,872 |
| - | - | - |
| - | 566.36 | 566 |
| 124.15 | 124.15 | 1,443 |
| - | - | 273 |
| 1,632.81 | (1,275.81) | 4,217 |
| 604.78 | 515.32 | 4,787 |
| 1,886.00 | 2,086.00 | 30,422 |
| 8,447.76 | 14,976.13 | 171,249 |
| 4,009.55 | 6,770.79 | 79,675 |
| 2,647.78 | 2,783.15 | 43,512 |
| 18.40 | 25.76 | 405 |
| 20,120.00 | 20,902.80 | 338,015 |
| - | - | - |
| 890.18 | 862.35 | 11,812 |
| - | - | - |
| 3,025.02 | 2,225.50 | 47,751 |
| - | - | 176 |
| - | - | - |
| - | 6,075.00 | 12,150 |
| 589.56 | 1,297.04 | 24,794 |
| - | - | - |
| - | - | - |
| - | - | - |
| 23,907.63 | 22,954.55 | 408,037 |
| - | - | - |
| - | - | - |
| - | - | - |
| 314.42 | 235.82 | 4,809 |
| 137.17 | - | 412 |
| 22.48 | - | 210 |
| 517.97 | 398.43 | 8,190 |
| 412.28 | 309.21 | 8,709 |
| 17,003.90 | 16,678.52 | 215,815 |
| - | - | - |
| 8,259.41 | 9,812.47 | 105,816 |
| 169.04 | - | 1,480 |
| 2,124.20 | 2,921.60 | 39,971 |
| 5,364.20 | 4,403.20 | 41,591 |
| 283.41 | 40.00 | 6,666 |
| 587.52 | 85.45 | 23,094 |
| 7,799.12 | 6,919.72 | 88,025 |
| (22,052.25) | (21,898.25) | (300,977) |
| - | - | 1,760 |
| - | 1,038.40 | 10,928 |
| 39.50 | - | 212 |
| - | - | 259 |
| - | - | - |
| 2,482.67 | 3,645.45 | 93,207 |

| | | |
|-------------------|-------------------|---------------------|
| 22,400.52 | 25,235.93 | 378,140 |
| 537.18 | 2,563.32 | 23,586 |
| 419.40 | 524.25 | 15,219 |
| 4,340.47 | 5,313.95 | 30,609 |
| 35,843.81 | 28,842.46 | 213,290 |
| 360,394.91 | 385,736.43 | 5,074,509.31 |
| 27,651.18 | 24,276.25 | 257,463 |
| 10,123.88 | 8,231.92 | 195,777 |
| 4,679.13 | 4,792.44 | 65,675 |
| 635.23 | 849.79 | 17,564 |
| - | 953.35 | 6,898 |
| 5,290.52 | 4,347.12 | 46,046 |
| 18,485.66 | 13,317.41 | 185,168 |
| 1,814.88 | 303.64 | 13,819 |
| - | - | 607 |
| - | - | - |
| - | - | - |
| 706.38 | 570.96 | 18,080 |
| - | - | - |
| 9,878.36 | 3,690.97 | 59,236 |
| - | - | - |
| 2,188.67 | 1,114.98 | 27,206 |
| 11,140.31 | 11,665.54 | 90,656 |
| 280.57 | 3,260.93 | 7,607 |
| - | 476.46 | 1,126 |
| 2,162.36 | 2,929.34 | 27,178 |
| 945.01 | 4,129.24 | 42,555 |
| 603.96 | 1,559.61 | 7,420 |
| 1,130.49 | - | 8,904 |
| 255.12 | - | 8,772 |
| - | - | 760 |
| 1,844.04 | - | 13,315 |
| - | - | 420 |
| - | - | 408 |
| - | - | 7,053 |
| - | - | - |
| - | - | 1,715 |
| - | - | 1,568 |
| - | - | 107 |
| - | - | 179 |
| - | - | - |
| - | - | - |
| 3,662.70 | 5,025.94 | 71,345 |
| 10,610.36 | 10,649.73 | 134,339 |
| 2,443.00 | (2,443.00) | 4,692 |
| - | - | - |
| 1,771.18 | - | 3,903 |
| - | - | - |
| (32,944.72) | (34,505.85) | (500,779) |
| (2,753.66) | (3,433.55) | (54,447) |
| (456.00) | - | (11,300) |

| | | |
|-------------------|-------------------|---------------------|
| 6,400.61 | 41,265.47 | 45,468 |
| - | 5,628.40 | 15,263 |
| 20,869.13 | 11,504.42 | 186,683 |
| 11,832.46 | 3,779.41 | 394,843 |
| 697.26 | 1,384.15 | 89,040 |
| 7,482.98 | 7,206.03 | 68,802 |
| - | - | - |
| - | - | - |
| - | - | - |
| 1,218.82 | 8,321.49 | (0) |
| - | - | - |
| 8,362.59 | (13,784.58) | (0) |
| 14.89 | 14.89 | 179 |
| 14,785.49 | 30,934.23 | 294,871 |
| - | - | - |
| 1,059.42 | 1,654.28 | 14,214 |
| - | - | - |
| - | - | 5,835 |
| 3,484.75 | 4,103.62 | 56,494 |
| - | - | 10,476 |
| 6,856.81 | 12,349.01 | 60,924 |
| - | - | - |
| - | - | - |
| 4,672.00 | 5,656.30 | 53,225 |
| - | - | - |
| 8,901.21 | 7,127.98 | 137,237 |
| - | - | - |
| 2,637.48 | 2,817.01 | 36,480 |
| - | - | - |
| 6,028.65 | 2,976.02 | 22,528 |
| 659.14 | 1,005.79 | 10,382 |
| 2,682.15 | 3,595.70 | 35,812 |
| 3,742.15 | 3,751.60 | 43,906 |
| 47,389.12 | 48,049.31 | 378,515 |
| 12,825.70 | 12,466.74 | 125,904 |
| 224.80 | - | 225 |
| 254,976.22 | 263,570.49 | 2,848,338.67 |
| 333.42 | 950.59 | 15,695 |
| 2,196.10 | 1,822.71 | 23,055 |
| - | - | 5,076 |
| 99,055.31 | 85,488.58 | 1,167,250 |
| 10,919.30 | 4,587.73 | 76,671 |
| 112,504.13 | 92,849.61 | 1,287,746.84 |
| 3,892.24 | 3,192.08 | 42,772 |
| 550.00 | (1,695.42) | (3,474) |
| 1,554.62 | 1,705.49 | 46,708 |
| - | - | - |
| 643.20 | 428.80 | 6,175 |
| - | - | 2,403 |
| - | - | - |

| | | |
|------------------|------------------|-------------------|
| - | - | - |
| - | 52.11 | 295 |
| - | - | - |
| - | - | - |
| 2,819.45 | 2,280.29 | 12,298 |
| 1,015.08 | 1,129.05 | 3,306 |
| - | - | - |
| 28,864.23 | 29,538.43 | 325,259 |
| - | - | 5,032 |
| 25.48 | 343.08 | 521 |
| 4,480.41 | 4,798.08 | 48,493 |
| 43,844.71 | 41,771.99 | 489,789.37 |
| - | - | - |
| 15,669.71 | 12,648.90 | 182,736 |
| 88,237.53 | 77,972.58 | 982,502 |
| 59,276.53 | 50,993.34 | 697,182 |
| 41,484.80 | 37,099.19 | 471,658 |
| 12,711.35 | 9,276.62 | 136,785 |
| - | - | - |
| 45,901.15 | 37,060.20 | 478,627 |
| - | - | - |
| 3,383.75 | 8,733.17 | 63,928 |
| - | - | - |
| 231.32 | - | 3,374 |
| 412.62 | 352.66 | 4,087 |
| - | - | 991 |
| 2,894.58 | 2,281.00 | 41,016 |
| - | - | - |
| 17.65 | 86.70 | 455 |
| - | - | - |
| - | - | 136 |
| - | 52.52 | 228 |
| 27,382.06 | 27,382.06 | 326,351 |
| 3,057.51 | 2,620.45 | 29,697 |
| 3,363.72 | 3,327.16 | 48,463 |
| (63,051.66) | (58,001.22) | (672,663) |
| (65,437.97) | (68,758.57) | (950,051) |
| 24,067.78 | 30,282.72 | 385,360 |
| 43,975.93 | 43,967.58 | 487,967 |
| 386.19 | 386.19 | 6,303 |
| - | 777.12 | 777 |
| 112,231.08 | 51,772.12 | 1,286,314 |
| 24,993.58 | 20,045.70 | 268,549 |
| - | - | - |
| 21,619.33 | 60,391.57 | 298,204 |
| - | 21.18 | 7,336 |
| 139,952.95 | 157,119.28 | 1,738,184 |
| - | - | 18,875 |
| 17,122.19 | 16,876.78 | 185,499 |
| 3,151.50 | 3,153.50 | 37,023 |
| - | - | - |
| 2,924.33 | (2,881.77) | 8,759 |

| | | |
|---------------------|---------------------|----------------------|
| 10.00 | 1,485.76 | 3,371 |
| 2,500.00 | 4,768.88 | 11,674 |
| 942.66 | 1,985.32 | 13,676 |
| - | - | - |
| 1,476.90 | 6,677.77 | 32,246 |
| 606.45 | 6,667.33 | 50,967 |
| - | (21,145.00) | (230) |
| (10,144.00) | 10,144.00 | 105,678 |
| 1,496.66 | 841.61 | 35,325 |
| 3,308.76 | 2,467.63 | 35,590 |
| 956.00 | 1,095.00 | 8,779 |
| 372.60 | 359.64 | 25,625 |
| 382.58 | 26.93 | 4,203 |
| 299.38 | 7,577.50 | 10,160 |
| 314.50 | 393.75 | 34,337 |
| - | - | - |
| 100.00 | 100.00 | 1,275 |
| 1,978.80 | 2,084.99 | 25,781 |
| - | - | - |
| 1,801.33 | 1,801.33 | 21,909 |
| - | - | - |
| 73,958.22 | 42,248.07 | 585,352 |
| 646,320.35 | 594,619.24 | 7,580,370.64 |
| 27,689.00 | (7,983.00) | 220,751 |
| (308,727.00) | (278,519.00) | (3,508,814) |
| - | - | - |
| 1,137,002.32 | 1,092,045.76 | 13,992,691.83 |
| 482,310.82 | 587,137.56 | 5,839,694 |
| (849.62) | (849.62) | (10,195) |
| (1,402.51) | (1,402.52) | (16,830) |
| 480,058.69 | 584,885.42 | 5,812,668.69 |
| - | - | - |
| (60,998.02) | (84,060.12) | (740,182) |
| (60,998.02) | (84,060.12) | (740,181.71) |
| - | - | - |
| 10,750.67 | 10,750.91 | 134,666 |
| 152,827.95 | 152,827.95 | 1,830,666 |
| 163,578.62 | 163,578.86 | 1,965,331.69 |
| - | - | - |
| (5,273.67) | (5,273.67) | (59,384) |
| - | - | - |
| - | - | - |
| - | - | - |
| 286,611.64 | 317,124.55 | 4,438,775 |
| 11,199.19 | 11,036.15 | 131,898 |
| 44,353.72 | 42,843.82 | 550,805 |

| | | |
|---------------------|-----------------------|----------------------|
| 80.42 | 1,263.57 | 5,866 |
| 121.59 | 1,099.96 | 7,942 |
| 9.90 | 262.34 | 1,354 |
| - | 35,442.20 | 35,442 |
| - | - | 222 |
| 342,376.46 | 409,072.59 | 5,172,304.52 |
| - | - | - |
| (58,361.78) | 457,326.90 | 1,283,298 |
| (23,838.37) | 266,575.90 | 603,951 |
| - | - | - |
| - | 341,760.00 | 341,760 |
| - | 154,816.00 | 154,816 |
| - | - | - |
| - | - | - |
| (2,753.00) | (2,753.00) | (33,036) |
| (84,953.15) | 1,217,725.80 | 2,350,789.00 |
| - | - | - |
| 1,971,791.25 | 3,377,974.64 | 28,494,219.68 |
| - | - | - |
| (89,817.55) | (717,192.01) | 3,896,451.24 |
| - | - | - |
| - | - | - |
| - | - | - |
| - | - | - |
| (1,233.00) | (1,343.00) | (11,348) |
| (724.00) | (788.00) | (6,617) |
| (1,957.00) | (2,131.00) | (17,965.00) |
| 318,861.59 | 270,439.19 | 3,684,804 |
| - | 55,469.97 | 55,470 |
| - | - | - |
| 25,665.24 | 26,016.73 | 306,750 |
| - | - | - |
| - | - | - |
| (10,168.21) | (10,168.21) | (120,994) |
| (52,592.76) | (56,217.00) | (470,682) |
| - | - | - |
| 281,765.86 | 285,540.68 | 3,455,348.22 |
| (369,626.41) | (1,000,601.69) | 459,068.02 |
| 1,459,669.71 | 459,068.02 | |

Pennichuck Water Works, Inc
Profit & Loss Statement
For the Twelve Months Ended December 31, 2018
1,472,291.86

| | Jan-18 | Feb-18 | Mar-18 | Apr-18 | May-18 | Jun-18 | Jul-18 | Aug-18 | Sep-18 | Oct-18 | |
|--------------------------------|--------------------------------|---------------------|---------------------|---------------------|---------------------|---------------------|---------------------|---------------------|---------------------|---------------------|---------------------|
| Water Sales | | | | | | | | | | | |
| 461000 | WATER SALES: BILLED REVENUE | (1,767,116.62) | (1,744,274.75) | (1,946,743.48) | (1,735,688.34) | (1,774,890.63) | (2,701,795.63) | (3,051,301.14) | (2,950,292.04) | (3,011,642.16) | (2,341,495.53) |
| 461001 | WATER SALES BILLED RECOUPMENT | - | - | - | (9,159.22) | (16,819.09) | (5,183.35) | (5,037.68) | (5,012.33) | (4,903.39) | (4,884.25) |
| 461100 | WATER SALES: UNBILLED REVENUE | (227,452.00) | 47,667.00 | 276,075.00 | (167,700.00) | (285,460.00) | (192,047.00) | (846,993.00) | (93,085.00) | 789,248.00 | 60,688.00 |
| 461200 | WATER SALES-UNBILLED RECOUPMNT | - | - | - | 9,159.22 | 16,819.09 | 5,183.59 | 5,038.54 | 5,012.33 | 4,903.39 | 4,884.25 |
| 460200 | CBFRR REVENUES | (644,085.98) | (644,085.98) | (644,085.98) | (644,085.98) | (644,085.98) | (644,085.98) | (644,085.98) | (644,085.98) | (644,085.98) | (644,085.98) |
| 460998 | CBFRR REVENUES - CONTRA | 644,085.98 | 644,085.98 | 644,085.98 | 644,085.98 | 644,085.98 | 644,085.98 | 644,085.98 | 644,085.98 | 644,085.98 | 644,085.98 |
| 462000 | FIRE PROTECTION REVENUE | (386,294.03) | (386,382.15) | (386,797.00) | (386,306.04) | (386,618.17) | (393,861.90) | (387,791.36) | (387,722.79) | (387,804.63) | (387,867.81) |
| | | 2,380,862.65 | 2,082,989.90 | 2,057,465.48 | 2,289,694.38 | 2,446,968.80 | 3,287,704.29 | 4,286,084.64 | 3,431,099.83 | 2,610,198.79 | 2,668,675.34 |
| 466000 | WATER SALES FOR RESALE | - | - | - | - | (783.00) | (1,053.00) | (405.00) | - | (810.00) | (162.00) |
| Other Operating Revenue | | | | | | | | | | | |
| 415200 | JOBGING REVENUE | (32,894.46) | (18,116.06) | (16,932.85) | (27,708.94) | (37,174.89) | (13,349.56) | (18,507.82) | (23,602.35) | (14,581.08) | (44,153.76) |
| 474001 | FINANCE CHARGES | - | - | - | - | - | - | - | - | - | - |
| 471300 | MISC OPERATING REVENUE | (4,383.90) | (7,152.00) | (9,200.00) | (5,436.00) | (8,443.00) | (11,644.00) | (8,857.00) | (9,223.00) | (14,140.84) | (8,709.00) |
| 416000 | JOBGING EXPENSE | 17,547.97 | 15,457.01 | 17,590.02 | 1,205.33 | 16,394.41 | 8,190.70 | 11,343.87 | 12,484.88 | 8,298.10 | 20,841.45 |
| 472600 | LEASE INCOME | (952.16) | (952.16) | (952.16) | (980.72) | (980.72) | (980.72) | (980.72) | (980.72) | (980.72) | (980.72) |
| 474000 | OTHER WATER REVENUE | (8,798.45) | (8,818.96) | (8,813.54) | (8,827.08) | (8,836.76) | (8,850.30) | (8,860.37) | (8,865.78) | (8,855.72) | (8,852.24) |
| | | 29,481.00 | 19,582.17 | 18,308.53 | 41,747.41 | 39,040.96 | 26,633.88 | 25,862.04 | 30,186.97 | 30,260.26 | 41,854.27 |
| | Total Revenues | 2,410,343.65 | 2,102,572.07 | 2,075,774.01 | 2,331,441.79 | 2,486,792.76 | 3,315,391.17 | 4,312,351.68 | 3,461,286.80 | 2,641,269.05 | 2,710,691.61 |
| Production Expenses | | | | | | | | | | | |
| 601100 | OTHER PROD LABOR: CORE | 4,820.66 | 1,791.72 | 3,347.42 | 3,223.86 | 4,697.26 | 5,433.04 | 4,846.70 | 6,285.10 | 2,560.80 | 4,029.84 |
| 601101 | OTHER PROD LABOR: COMM SYSTEMS | 1,182.97 | 622.22 | 1,263.05 | 138.96 | 515.50 | 1,450.50 | 2,494.00 | 1,637.00 | 0.01 | 277.92 |
| 601500 | OTHER PROD LABOR:SRCE/SUPPLY | 1,116.07 | 993.11 | 746.50 | 837.87 | 1,418.46 | 1,212.48 | 1,701.59 | 1,474.84 | 1,263.91 | 993.11 |
| 602000 | PURCH WATER: MILFORD-BARTLETT | 192.20 | 192.20 | 230.72 | 230.72 | 230.72 | 406.89 | 406.89 | 406.89 | 9,111.55 | 259.13 |
| 602400 | PURCHASED WATER: DREW WOODS | 10,291.46 | 10,291.46 | 27,618.14 | 11,972.37 | 11,972.37 | 19,034.47 | 15,940.84 | 15,940.84 | 25,026.24 | 13,073.37 |
| 602500 | PURCH WATER: GREATBROOK | 970.61 | 955.12 | 955.12 | 955.12 | 1,022.76 | 1,022.76 | 1,022.76 | 971.36 | 971.36 | 971.36 |
| 602502 | PURCH WATER: LITTLE POND | 8,878.73 | - | (3,953.77) | 845.73 | 1,701.23 | 3,687.73 | 6,689.23 | 6,819.73 | - | - |
| 602550 | PURCH WATER: SOUHEGAN WOODS | 107.07 | 107.67 | 107.67 | 107.67 | 747.87 | 747.87 | 747.87 | 1,303.42 | 780.87 | 780.87 |
| 602600 | PURCH WATER: GREENFIELD | 4,636.98 | 4,636.98 | 4,636.98 | 9,990.78 | 9,990.78 | 9,990.78 | 16,143.78 | 16,143.78 | 16,143.78 | 6,684.18 |
| 602670 | PURCH WATER: DONALD STREET | 4,445.83 | 3,891.33 | 3,669.53 | 3,447.73 | 3,780.43 | 13,650.53 | 12,874.23 | 17,864.73 | 11,654.33 | 13,539.63 |
| 602675 | PURCH WATER:FEDERAL HL-MILFORD | 655.77 | 655.77 | 655.77 | 960.80 | 960.80 | 960.80 | 765.28 | 765.28 | 765.28 | 512.58 |
| 602680 | PURCHASED WTR: ASHLEY COMMONS | 426.67 | 379.83 | 379.83 | 379.83 | 471.62 | 471.62 | 471.62 | 444.42 | 444.42 | 444.42 |
| 602900 | PURCH WATER: FRANCOUER TRUCKS | - | - | - | 1,775.00 | - | - | 648.75 | - | 1,027.50 | (1,027.50) |
| 603100 | OTHER PROD MATERIAL & EXPENSE | - | 10.47 | - | 295.96 | 1,116.65 | 2,199.00 | (3,002.41) | - | - | - |
| 603101 | TRT PLANT: OFFICE SUPPLIES | 668.51 | 860.36 | 634.42 | 1,042.24 | 1,461.16 | 1,831.16 | 927.14 | 1,744.56 | 992.05 | 1,337.75 |
| 610200 | SUPERINTENDENCE - WTP | 21,369.24 | 18,482.89 | 18,274.83 | 20,553.82 | 20,894.94 | 18,370.78 | 18,367.42 | 30,007.83 | 21,619.09 | 21,052.46 |

| | | | | | | | | | | | |
|--------|---------------------------------|-----------|-----------|-----------|-----------|-----------|-----------|-----------|-----------|-----------|-----------|
| 610300 | OFFICE SALARIES & WAGES: WTP | 33,144.72 | 27,408.33 | 35,052.91 | 33,494.57 | 36,269.80 | 34,676.78 | 34,339.46 | 35,498.23 | 31,577.70 | 36,566.92 |
| 623100 | POWER PURCHASED: TRT PLT ELEC | 31,461.26 | 34,048.44 | 38,046.60 | 39,330.72 | 55,781.32 | 71,585.55 | 80,336.07 | 65,092.56 | 69,292.08 | 31,001.76 |
| 623102 | POWER PURCHASED: BT ELECTRIC | 164.98 | 311.84 | 304.52 | 284.32 | (432.22) | 165.42 | 165.90 | 201.32 | 156.42 | 158.48 |
| 623103 | POWER PURCHASED: AVD ELECTRIC | 14.89 | 19.58 | 14.89 | 27.59 | 73.70 | 184.37 | 178.71 | 186.89 | 145.12 | 42.16 |
| 623110 | POWER PURCHASED: ATHERTON COMM | 221.58 | 206.24 | 211.42 | 98.65 | 143.35 | 96.29 | 104.30 | 93.86 | 93.18 | 68.66 |
| 623112 | POWER PURCHASED: RICHARDSON | - | - | - | - | - | - | - | - | - | - |
| 623113 | POWER PURCHASED: HI-LO | 396.94 | 426.37 | 340.18 | 393.39 | 341.85 | 270.89 | 177.29 | 156.01 | 167.02 | 148.07 |
| 623114 | POWER PURCHASED: TWIN RIDGE | 812.29 | 657.33 | 660.09 | 700.47 | 303.30 | 343.35 | 1,390.69 | 609.81 | 611.00 | 580.62 |
| 623115 | POWER PURCHASED: DREW | 2,259.33 | 2,067.28 | 2,067.59 | 2,329.38 | 2,216.95 | 2,539.23 | 3,163.02 | 2,817.80 | 2,847.42 | 2,364.57 |
| 623116 | POWER PURCHASED: GLENN RIDGE | 927.02 | 817.32 | 719.72 | 768.90 | 663.24 | 636.80 | 568.51 | 458.32 | 505.11 | 414.02 |
| 623117 | POWER PURCHASED: ASHLEY COMMON | - | - | - | - | - | - | - | - | - | - |
| 623118 | POWER PURCHASED: BEDFORD | 576.45 | 571.05 | 571.01 | 568.28 | 323.86 | 509.37 | 476.34 | 617.29 | 504.47 | 445.05 |
| 623119 | POWER PURCHASED: GREATBROOK | - | - | - | - | - | - | - | - | - | - |
| 623120 | POWER PURCHASED: MAPLE HAVEN | 820.59 | 610.74 | 604.10 | 669.97 | 904.22 | 510.80 | 581.24 | 494.05 | 495.40 | 433.23 |
| 623121 | POWER PURCHASED: GLENWDLANDS | 652.47 | 642.50 | 615.92 | 662.29 | 873.41 | 418.81 | 426.45 | 391.08 | 348.28 | 349.26 |
| 623122 | POWER PURCHASED: COUNTY RD-BDF | 1,047.52 | 1,031.45 | 978.46 | 903.44 | 679.47 | 823.93 | 790.17 | 988.80 | 883.66 | 914.69 |
| 623123 | POWER PURCHASED: BOWERS LANDING | 699.24 | 761.18 | 689.97 | 875.21 | 566.65 | 470.05 | 519.79 | 508.13 | 458.09 | 440.18 |
| 623124 | POWER PURCH: PILGRIM CR-NASHUA | 533.04 | 492.72 | 407.65 | 532.67 | 426.40 | 601.56 | (36.41) | 184.92 | 227.16 | 225.92 |
| 623200 | POWER PURCHASED: MERR RIVER | 1,639.17 | 1,490.29 | 1,400.37 | 1,280.46 | 1,098.63 | 18,797.10 | 32,307.74 | 13,446.74 | 18,234.73 | 1,070.63 |
| 623210 | POWER PURCHASED: SNOW STA GAS | 53.45 | 55.23 | 51.67 | 56.79 | 57.62 | 56.07 | 56.18 | 460.85 | 58.47 | 63.91 |
| 623211 | BOOSTER STAT: TIMB - ELECTRIC | 7,335.81 | 7,186.64 | 6,847.70 | 6,873.67 | 7,188.49 | 9,233.47 | 9,778.84 | 6,757.10 | 7,502.39 | 6,820.33 |
| 623212 | BOOSTER STAT: ARMORY-ELECTRIC | 843.41 | 834.81 | 833.11 | 852.30 | 951.85 | 362.16 | 909.68 | 535.88 | 884.93 | 716.90 |
| 623240 | POWER PURCHASED: FOUNDERS VIL | 539.55 | 506.01 | 558.42 | 255.89 | 474.77 | 419.75 | 477.29 | 454.73 | 538.36 | 523.35 |
| 623252 | BOOSTER STAT: BADGER HILL-ELEC | 1,267.65 | 1,315.84 | 981.77 | 1,116.64 | 1,184.48 | 1,734.30 | 1,774.24 | 2,320.01 | 826.76 | 1,421.48 |
| 623278 | BOOSTER STAT: BOWERS LAND:ELEC | - | - | - | - | - | - | - | - | - | - |
| 623350 | BOOSTER STAT: COBURN ELECTRIC | 576.27 | 614.58 | 575.39 | 690.75 | 1,029.18 | 1,051.68 | 1,447.11 | 1,145.43 | 1,110.78 | 755.23 |
| 623362 | BOOSTER STAT: CABOT PRES-ELEC | 497.37 | 435.28 | 454.48 | 410.18 | 676.67 | 830.47 | 813.41 | 765.26 | 519.21 | 357.94 |
| 623372 | BOOSTER STAT: VALLEFIELD-ELEC | 938.51 | 830.29 | 880.25 | 928.51 | 1,129.14 | 676.35 | (13.86) | 435.96 | 463.16 | 596.44 |
| 623403 | BOOSTER STAT: ENGLISH WDS-ELEC | 448.19 | 405.14 | 407.51 | 504.98 | 287.43 | 491.91 | 467.41 | 397.16 | 420.77 | 299.63 |
| 623428 | BOOSTER STAT: INDIAN RCK-ELECT | 307.07 | 276.76 | 264.09 | 251.42 | 164.67 | 289.78 | 278.12 | 212.39 | 204.06 | 151.67 |
| 623450 | BOOSTER STAT: PWDR HILL-ELEC | 1,325.92 | 1,162.53 | 936.42 | 1,179.49 | 1,315.18 | 2,435.82 | 2,639.64 | 2,856.91 | 1,352.99 | 1,163.30 |
| 623478 | BOOSTER STAT: FEDERAL HILL-ELEC | 697.65 | 612.26 | 490.56 | 512.22 | 431.54 | 319.79 | 311.51 | 460.83 | 165.52 | 278.80 |
| 623500 | BOOSTER STAT: PINE HILL-ELECT | 526.96 | 508.37 | 444.35 | 444.35 | 2,318.86 | 1,928.34 | 1,803.37 | 1,921.46 | 1,866.16 | 817.23 |
| 623550 | BOOSTER STAT: AUTUMN WDS-ELEC | 1,066.58 | 706.31 | 592.22 | 744.81 | 442.90 | 531.83 | 705.69 | 607.20 | 583.12 | 385.30 |
| 623653 | BOOSTER STAT: SOUHEGAN WDS-ELEC | 679.40 | 808.99 | 663.94 | 1,062.32 | 563.45 | 827.19 | 831.75 | 783.58 | 768.80 | 427.86 |
| 623672 | BOOSTER STAT: DONALD ST-ELEC | 1,296.47 | 1,568.26 | 1,093.43 | 1,174.64 | 1,846.89 | 3,021.29 | 3,277.73 | 3,091.22 | 1,779.97 | 1,655.84 |
| 623702 | BOOSTER STAT: ORCHARD-ELECTRIC | 576.69 | 520.65 | 504.19 | 520.64 | 400.89 | 281.88 | 273.84 | 312.24 | 383.34 | 266.33 |
| 623751 | BOOSTER STAT: SKY MEADOW-ELEC | 1,370.46 | 1,459.17 | 1,210.38 | 1,210.38 | 1,255.75 | 1,655.84 | 1,816.91 | 1,704.28 | 1,471.29 | 1,351.97 |
| 623772 | BOOSTER STAT: GREAT BAY - ELEC | 566.04 | 586.89 | 660.09 | 640.55 | 293.29 | 581.12 | 423.75 | 346.97 | 358.69 | 446.62 |
| 623810 | BOOSTER STAT: DUNSTABLE-ELEC | 1,222.87 | 1,115.88 | 1,051.96 | 1,051.96 | 419.31 | 3,254.77 | 8,070.48 | 8,737.91 | 5,942.42 | 3,044.72 |
| 623851 | BOOSTER STAT: KESSLER-ELECTRIC | 328.76 | 328.59 | 337.24 | 362.51 | 263.85 | 254.19 | 237.50 | 237.29 | 247.29 | 239.80 |
| 623861 | BOOSTER STAT: SHAKESPEAR -ELEC | 721.54 | 744.87 | 724.20 | 767.52 | 590.23 | 421.62 | 462.93 | 411.73 | 391.26 | 267.64 |
| 623892 | BOOSTER STAT: SWEET HILL-ELECT | 524.94 | 459.19 | 396.57 | 401.96 | 399.78 | 177.69 | 293.50 | 376.03 | 358.98 | 358.18 |
| 623962 | BOOSTER STAT: MILFORD ELECTRIC | 1,625.74 | 1,478.76 | 1,456.58 | 1,634.77 | 1,647.01 | 3,380.07 | 2,103.25 | 1,768.11 | 1,075.43 | 1,572.32 |
| 623971 | BOOSTER STAT: SOUHEGAN - ELEC | 711.84 | 923.18 | 633.86 | 1,016.18 | 557.42 | 1,134.45 | 1,263.18 | 982.58 | 1,059.75 | 586.68 |

| | | | | | | | | | | | |
|--------|--------------------------------|-----------|-----------|-----------|-----------|-----------|-----------|-----------|-----------|-----------|-----------|
| 623975 | BOOSTER STAT: PILGRIM HL-ELECT | - | 188.34 | 198.25 | 318.77 | 205.78 | 202.42 | 199.96 | 205.07 | 196.44 | 190.25 |
| 623976 | BOOSTER STAT:TARA HEIGHTS | 1,031.16 | 962.15 | 854.79 | 792.93 | 531.55 | 433.18 | 430.33 | 435.19 | 404.67 | 390.39 |
| 623990 | BOOSTER STAT: E STREET ELECT | 291.78 | 271.81 | 247.01 | 239.31 | 174.02 | 1,077.52 | 1,635.13 | 1,326.29 | 1,185.18 | 669.32 |
| 623999 | POWER PURCHASED: CONSULTING | 434.33 | 434.33 | 868.66 | - | 434.33 | 434.33 | 434.33 | 434.33 | 434.33 | 434.33 |
| 624100 | OPER LABOR: TREATMENT PLANT | 24,639.69 | 21,888.66 | 24,791.80 | 23,739.04 | 24,275.12 | 23,735.76 | 24,724.44 | 23,999.92 | 23,585.04 | 24,150.14 |
| 626100 | OPER EXP T PLANT: MAT & EXP | 2,428.75 | 2,321.71 | 1,819.55 | 2,082.49 | 1,203.53 | 1,996.37 | 1,777.40 | 3,485.65 | 1,619.61 | 1,724.08 |
| 626110 | OPER EXP T PLANT: GAS/OIL | 7,502.31 | 7,222.19 | 4,585.19 | 4,143.00 | 2,559.41 | 642.53 | 544.65 | 543.01 | 498.12 | 517.29 |
| 626120 | OPER EXP T PLANT: PHONE | 2,130.59 | 2,297.48 | 2,104.32 | 1,297.56 | 2,924.42 | 2,236.81 | 2,319.33 | 2,319.85 | 2,190.44 | 2,171.22 |
| 626122 | OPER EXP T PLANT: HOUSEKEEPING | 339.90 | 288.47 | 624.23 | 270.71 | 274.08 | 80.43 | 237.01 | 322.52 | - | 419.92 |
| 626130 | OPER EXP WTP: SMALL TOOLS | 455.55 | 183.57 | 945.00 | 638.91 | 2,022.14 | 573.64 | 867.45 | 994.96 | 661.35 | 331.99 |
| 626200 | OPER EXP SNOW STA: MAT & EXP | - | - | - | - | 32.25 | - | - | - | - | - |
| 626300 | OPER EXP MERR RIVER: MAT & EXP | - | - | - | - | - | - | - | - | - | - |
| 631100 | MAINT STRUCT:T PLANT/D&M/SNOW | 1,660.24 | 8,053.05 | 2,539.20 | 3,081.92 | 1,712.18 | 9,752.31 | 3,130.69 | 1,741.05 | 650.14 | 1,902.00 |
| 631101 | MAINT STRUCT:COMM SYS/BOOSTERS | - | 187.15 | - | - | 49.25 | - | - | - | - | 390.11 |
| 631102 | MAINT OF STRUCT: CORE BOOSTERS | - | - | - | - | - | - | - | - | - | - |
| 631200 | MAINT STRUCT: SNOW STATION | - | - | - | - | - | - | - | - | - | - |
| 631500 | MAINT STRUCT: SRCE/SUPPLY | 2,055.11 | 7,223.86 | 1,858.42 | 387.45 | 4,162.73 | 15,177.27 | 2,315.03 | 9,734.86 | 5,397.74 | 9,819.90 |
| 633100 | MAINT PUMP EQUIP:TREATMENT PLT | - | 3,009.00 | 6,085.17 | - | - | 801.39 | - | 220.87 | - | - |
| 633106 | MAINT PUMP EQUIP: CORE SYSTEMS | - | - | - | - | - | - | - | - | - | - |
| 633110 | MAINT OF PUMP EQUIP: COMM SYS | - | - | - | - | - | - | - | - | - | - |
| 633140 | MAINT CORE BOOSTER STAT: PHONE | 112.79 | 112.79 | 112.79 | 112.65 | 123.92 | 123.92 | 123.86 | 123.86 | 123.86 | 124.15 |
| 633150 | MAINT COMM BOOSTER STAT:PHONE | 46.34 | 46.34 | 46.34 | 46.29 | 50.93 | 50.93 | (14.59) | - | - | - |
| 633155 | MAIN COM BOOST ST:GAS/OIL/PROP | 632.84 | - | 1,597.98 | - | 563.77 | - | - | - | 671.00 | 394.59 |
| 633160 | MAINT CORE BOOST:GAS/OIL/PROP | 828.27 | 314.13 | 791.85 | 644.51 | 140.76 | 181.48 | 175.01 | 164.81 | 250.13 | 175.80 |
| 652300 | PWW-DUTY PAY (WTP) | 3,346.00 | 2,890.00 | 3,056.00 | 2,815.72 | 3,116.65 | 2,891.72 | 2,865.72 | 1,682.00 | 1,810.00 | 1,976.00 |
| 633198 | BOOST STAT GEN MAINT: COM SYS | 12,126.61 | 15,497.16 | 21,076.73 | 12,349.48 | 18,679.44 | 13,051.04 | 12,261.00 | 17,932.04 | 11,909.80 | 12,941.79 |
| 633199 | BOOSTER STATION GENERAL MAINT | 6,902.56 | 8,250.27 | 4,514.13 | 5,429.27 | 9,252.20 | 9,338.50 | 7,557.30 | 6,714.73 | 5,405.21 | 5,530.03 |
| 641110 | CHLORINE: TREATMENT PLANT | 2,965.01 | 2,346.05 | 2,389.14 | 2,303.79 | 3,874.72 | 5,235.22 | 6,074.67 | 5,260.26 | 4,383.30 | 3,248.85 |
| 641111 | CHLORINE: COMMUNITY SYSTEMS | 36.80 | 14.72 | 33.12 | 18.40 | 33.12 | 55.20 | 55.20 | 51.52 | 33.12 | 29.44 |
| 641120 | FERRIC CHLORIDE | 22,583.90 | 19,807.47 | 20,504.33 | 19,791.37 | 29,100.76 | 41,319.96 | 43,361.59 | 37,796.30 | 36,342.18 | 26,384.18 |
| 641130 | AMMONIUM SULFATE-COMM SYSTEMS | - | - | - | - | - | - | - | - | - | - |
| 641140 | POLYMERS | 801.16 | 623.12 | 890.18 | 623.12 | 1,068.21 | 1,335.26 | 1,513.30 | 1,246.25 | 1,068.21 | 890.18 |
| 641150 | CARBON DIOXIDE: GAS - CORE | - | - | - | - | - | - | - | - | - | - |
| 641160 | CORROSION INHIBITOR | 3,139.52 | 2,736.48 | 4,087.04 | 2,807.19 | 4,673.93 | 5,883.07 | 6,045.71 | 5,309.51 | 4,366.38 | 3,451.18 |
| 641161 | ZINC ORTHOPHOSPHATE-COMM SYS | - | - | - | - | 106.07 | - | 35.36 | - | - | 34.93 |
| 641165 | CHEMICALS: BON TERRAIN | - | - | - | - | - | - | - | - | - | - |
| 641170 | MISC TREATMENT CHEMICALS | - | - | - | - | - | - | 6,075.00 | - | - | - |
| 641190 | TKPP DRY | 1,658.98 | 947.99 | 1,955.23 | 1,298.52 | 3,187.27 | 3,010.20 | 4,009.93 | 2,889.51 | 2,711.99 | 1,238.08 |
| 641191 | ARSENIC MEDIA REPLACEMENT | - | - | - | - | - | - | - | - | - | - |
| 641201 | POLYPHOSPHATE: CORE | - | - | - | - | - | - | - | - | - | - |
| 641203 | POTASSIUM PERMAGATE | - | - | - | - | - | - | - | - | - | - |
| 641205 | SODIUM HYDROXIDE | 28,235.38 | 27,385.36 | 24,442.93 | 22,816.33 | 34,049.63 | 47,701.57 | 51,212.84 | 47,932.07 | 44,997.75 | 32,400.79 |
| 641206 | SALT | - | - | - | - | - | - | - | - | - | - |
| 641210 | SODIUM HEXAMETAPHOSPHATE | - | - | - | - | - | - | - | - | - | - |
| 641212 | POT ASH | - | - | - | - | - | - | - | - | - | - |

| | | | | | | | | | | | |
|--|--------------------------------|-------------------|-------------------|-------------------|-------------------|-------------------|-------------------|-------------------|-------------------|-------------------|-------------------|
| 641220 | POLYPHOSPHATE-COMM SYSTEMS | 472.17 | 214.63 | 407.80 | 314.42 | 432.35 | 707.53 | 510.99 | 550.30 | 432.36 | 216.16 |
| 641221 | POTASSIUM PERMAGATE-COMM SYS | - | - | - | 137.17 | - | - | - | - | - | 137.17 |
| 641222 | SODIUM HYDROXIDE-COMM SYSTEMS | - | - | 34.10 | - | 16.55 | 49.61 | 22.03 | 44.17 | 21.47 | - |
| 641223 | SALT - COMMUNITY SYSTEMS | 2,680.84 | 256.58 | 464.35 | 544.52 | 531.25 | 531.24 | 358.59 | 743.74 | 630.85 | 531.24 |
| 641225 | POT ASH - COMMUNITY SYSTEMS | 257.67 | - | 515.34 | 309.20 | 824.54 | 1,339.88 | 1,133.71 | 1,236.80 | 1,545.98 | 824.52 |
| 642100 | PURIFICATION LABOR | 20,488.13 | 17,841.53 | 20,454.94 | 21,517.17 | 19,836.47 | 20,029.17 | 17,351.28 | 12,311.31 | 15,025.40 | 17,277.35 |
| 642160 | MAINT PURIF EUIP: CAUSTIC | - | - | - | - | - | - | - | - | - | - |
| 642200 | LABORATORY EXPENSE | 8,600.01 | 8,189.13 | 3,132.88 | 10,347.07 | 11,426.51 | 8,326.46 | 6,392.65 | 5,598.24 | 13,250.87 | 12,480.37 |
| 642201 | LABORTORY EXP-COMMUNITY SYSTEM | - | - | - | - | - | - | 357.13 | - | 126.78 | 827.07 |
| 642205 | LAB EXPENSE:OUTSIDE TEST-CORE | 803.70 | 1,795.20 | 1,603.40 | 550.50 | 2,237.70 | 639.20 | 5,976.60 | 5,551.85 | 9,973.31 | 5,794.15 |
| 642210 | LAB EXP: OUTSIDE TEST-COMM SYS | 504.80 | 3,044.60 | 1,036.40 | 702.00 | 673.00 | 1,519.40 | 1,276.40 | 7,239.40 | 7,249.20 | 8,578.20 |
| 643000 | WTP - NON-UNION VEHICLES | 156.08 | 1,273.42 | 135.40 | 417.07 | 336.48 | 1,514.99 | 1,020.33 | (157.08) | 983.26 | 663.04 |
| 643001 | WTP - UNION TRUCKS | 2,719.43 | 2,447.64 | 1,497.32 | 1,661.06 | 1,244.70 | 3,660.91 | 803.62 | 2,793.44 | 3,249.79 | 2,343.23 |
| 643002 | WTP - FUEL PURCHASED | 5,803.98 | 6,650.21 | 713.48 | 11,267.02 | 8,083.69 | 8,569.83 | 8,227.53 | 9,112.49 | 7,246.58 | 7,631.29 |
| 643004 | TRANSPORTATION EXP:CREDITS WTP | (26,240.50) | (21,521.50) | (25,597.00) | (22,990.00) | (30,483.75) | (27,373.50) | (27,571.50) | (27,412.00) | (23,196.25) | (24,640.00) |
| 643005 | WTP-VEH REGISTRATION:NON-UNION | - | - | - | - | - | - | - | - | 1,760.20 | - |
| 643006 | WTP-VEH REGISTRATION: UNION | 2,026.96 | - | - | - | - | - | 986.00 | - | 6,281.76 | 595.00 |
| 643007 | WTP-VEH REGISTRAT: TRAILERS | - | - | - | - | - | - | - | - | 172.00 | - |
| 643008 | WTP: TRAILERS | - | - | - | - | - | - | - | - | 259.07 | - |
| 652100 | MAINT PURIF EQU: TREAT PLANT | - | - | - | - | - | - | - | - | - | - |
| 652200 | MAINT PROC EQU: TRT PLANT | 6,125.61 | 6,914.53 | 10,245.70 | 13,891.67 | 8,592.70 | 9,626.58 | 9,454.45 | 8,329.57 | 4,866.67 | 9,031.71 |
| 652201 | MAINT PROC EQ: TP SLUDGE REMOV | 28,552.94 | 24,347.65 | 25,932.74 | 24,792.63 | 33,380.72 | 45,233.66 | 46,562.62 | 39,129.57 | 34,411.15 | 28,159.81 |
| 652220 | MAINT OF PROC EQ: SCADA & OTHR | 767.72 | 1,110.49 | 822.61 | 3,395.33 | 743.52 | 3,840.08 | 2,930.67 | 2,643.37 | 2,692.83 | 1,538.77 |
| 652221 | MAINT PROC EQUIP:SCADA-COM SYS | 3,997.66 | 744.39 | 454.40 | 559.25 | 2,891.99 | 4,497.64 | 946.06 | 997.27 | (2,863.05) | 2,049.40 |
| 926610 | TRAINING EDUCATIONAL SEMINARS | 1,567.61 | 1,289.42 | 2,814.75 | 3,871.50 | 2,598.33 | 6,589.29 | 484.01 | 508.27 | (2,002.23) | 3,233.92 |
| 926700 | VAC,HOL, BOOT ALLOW-TRT PLT | 1,749.77 | 12,145.60 | 5,556.03 | 12,405.69 | 10,540.13 | 29,995.38 | 29,597.95 | 11,731.44 | 16,041.08 | 18,841.07 |
| | | 348,603.55 | 343,125.44 | 347,546.01 | 356,086.20 | 409,596.18 | 555,071.92 | 563,827.18 | 515,457.28 | 498,297.00 | 390,767.21 |
| <u>Transmission & Distribution Expenses</u> | | | | | | | | | | | |
| 660000 | SUPERINTENDENCE: OPERATIONS | 14,223.21 | 11,560.94 | 18,830.99 | 20,707.18 | 22,679.27 | 19,839.04 | 20,052.57 | 28,501.36 | 20,894.92 | 28,246.46 |
| 660300 | OFFICE SALARIES & WAGES: OPS | 16,360.08 | 13,561.08 | 19,065.52 | 18,691.91 | 19,567.22 | 18,546.19 | 19,528.43 | 22,108.03 | 17,187.39 | 12,804.85 |
| 662003 | MISC GEN EXPENSE/OPERATIONS | 8,383.56 | 3,707.50 | 7,624.65 | 3,768.56 | 8,007.30 | 6,255.79 | 3,858.97 | 7,051.87 | 3,866.79 | 3,678.09 |
| 662004 | MISC T&D MATERIALS & SUPPLIES | 171.06 | 815.90 | 1,459.10 | 2,975.81 | 762.42 | 223.72 | 4,620.17 | 1,814.80 | 1,444.88 | 1,791.61 |
| 662005 | MISC GEN EXP: OPS DOT PHYSICAL | 1,214.57 | 2,261.98 | 548.83 | 725.10 | 310.36 | 597.20 | 112.20 | - | - | 174.28 |
| 662006 | TRAINING UNION | 594.42 | 530.76 | 6,584.83 | 14,216.44 | 2,801.57 | 1,466.01 | 1,036.88 | 1,138.30 | 2,142.46 | 5,897.12 |
| 663100 | METER OPERATING LABOR & EXP | 9,251.27 | 12,930.49 | 13,064.99 | 14,954.92 | 8,505.12 | 9,717.09 | 18,213.41 | 28,776.34 | 17,705.29 | 20,246.13 |
| 663101 | MOLE: METER REMOVAL | 473.98 | - | 412.55 | 2,297.15 | 3,167.08 | 164.77 | 260.30 | 382.62 | 288.68 | 4,252.94 |
| 663102 | MOLE: DPAC | - | - | 337.78 | - | 268.80 | - | - | - | - | - |
| 663200 | METER OPER LABOR & EXP-COM SYS | - | - | - | - | - | - | - | - | - | - |
| 663201 | MOLE:METER REMOVAL-COMM SYSTEM | - | - | - | - | - | - | - | - | - | - |
| 664200 | OTHER EXPENSE ON CUST PREMISIS | 292.80 | 1,467.05 | 501.42 | 4,435.92 | 1,690.92 | 464.82 | 570.96 | 1,394.46 | 977.22 | 5,006.88 |
| 664201 | OTHER EXP ON CUST PREM-COM SYS | - | - | - | - | - | - | - | - | - | - |
| 665000 | STORES EXPENSE | 4,294.70 | 3,358.40 | 4,542.51 | 4,594.32 | 4,582.80 | 4,440.49 | 3,530.90 | 4,690.00 | 4,360.20 | 7,271.97 |
| 665087 | TRANS/EXP CONST/MAINT VEH #87 | - | - | - | - | - | - | - | - | - | - |
| 665100 | SMALL TOOLS EXPENSE | 1,476.63 | 1,831.39 | 3,337.50 | 186.12 | 4,169.10 | 4,870.00 | 658.35 | 4,787.13 | 1,801.42 | 784.66 |
| 665101 | OPS - UNION TRUCKS | 3,392.40 | 9,361.78 | 8,154.75 | 5,153.43 | 6,053.60 | 5,284.52 | 15,566.71 | 4,036.33 | 2,920.23 | 7,926.34 |

| | | | | | | | | | | | |
|--------|--------------------------------|-------------|-------------|-------------|-------------|-------------|-------------|-------------|-------------|-------------|-------------|
| 665102 | OPS - NON-UNION VEHICLES | 1,491.85 | (867.34) | 194.32 | - | 1,260.96 | - | 187.94 | 1,466.17 | 144.67 | 186.74 |
| 665103 | OPS - BOOM TRUCK | - | - | - | - | - | - | - | - | 649.85 | - |
| 665104 | OPS - BACKHOES | 2,617.08 | 2,621.79 | 618.76 | 9,632.05 | 1,133.21 | 524.95 | 96.03 | 1,597.25 | 616.99 | 2,627.73 |
| 665105 | OPS - DUMP TRUCKS | 1,037.43 | 4,227.67 | 2,453.88 | (11,704.47) | 1,802.54 | 32,977.58 | - | 701.91 | 3,054.33 | 2,930.14 |
| 665106 | NORTH COUNTRY - UNION TRUCKS | - | 339.80 | 92.86 | 692.77 | 296.94 | 1,048.81 | 1,181.55 | 314.75 | 1,289.02 | - |
| 665107 | NORTH COUNTRY - NON-UNION VEH | - | 226.93 | - | - | 1,036.20 | - | 3,214.24 | 921.34 | 178.42 | 2,196.05 |
| 665108 | OPS - TRAILERS | - | 129.90 | - | - | - | 357.54 | 776.52 | - | 7,047.44 | 205.40 |
| 665110 | OPS-VEH REGISTRAT:NON-UNION VE | - | - | - | - | - | - | - | - | 759.60 | - |
| 665111 | OPS-VEH REGISTRAT:UNION TRUCKS | - | - | - | - | 703.48 | - | - | - | 10,767.84 | - |
| 665112 | OPS-VEH REGISTRAT: BOOM TRUCK | - | - | - | - | - | - | - | - | 419.88 | - |
| 665113 | OPS-VEH REGISTRAT: BACKHOES | - | - | - | - | - | - | - | - | 408.00 | - |
| 665114 | OPS-VEH REGISTRAT: DUMP TRUCKS | - | - | - | - | - | - | - | - | 7,007.80 | 44.80 |
| 665115 | OPS-VEH REGISTRAT:NC-NON-UNION | - | - | - | - | - | - | - | - | - | - |
| 665116 | OPS-VEH REGISTRAT: NC-UNION | 441.72 | - | - | - | - | - | - | - | 1,272.92 | - |
| 665117 | OPS-VEH REGISTRAT: TRAILERS | - | - | - | - | - | - | - | - | 1,568.00 | - |
| 665118 | OPS-VEH REGISTRATION:COMPRESS | - | - | - | - | - | - | - | - | 107.00 | - |
| 665119 | OPS: REGISTRATION-NC TRAILERS | - | - | - | - | - | - | - | - | 179.00 | - |
| 665200 | TRANS/EXP PAC MAINT VEH #200 | - | - | - | - | - | - | - | - | - | - |
| 665201 | TRANS/EXP PAC VEHCILE #201 | - | - | - | - | - | - | - | - | - | - |
| 665250 | TRANS/EXP: MISCELLANEOUS | 8,991.27 | 3,697.31 | 4,757.27 | 3,066.91 | 9,003.66 | 2,267.02 | 2,897.46 | 5,616.89 | 10,851.76 | 11,507.29 |
| 665400 | FUEL PURCHASED: GAS/DIESEL | 12,291.15 | 10,105.06 | - | 20,455.30 | 12,692.00 | 11,789.71 | 11,982.75 | 12,459.57 | 10,071.92 | 11,231.17 |
| 665410 | MOTOR OIL | - | - | - | 869.83 | - | 779.27 | 252.75 | 431.28 | - | 2,358.39 |
| 665480 | VACTOR MACHINE | - | - | - | - | - | - | - | - | - | - |
| 665500 | COMPRESSOR EXPENSE | - | - | - | - | 162.99 | - | - | - | - | 1,968.89 |
| 665700 | TRANS/EXP: CREDITS | - | - | - | - | - | - | - | - | - | - |
| 665701 | TRANS/EXP TRUCK (CREDIT) | (41,745.75) | (32,775.00) | (36,753.50) | (44,098.25) | (52,504.25) | (49,485.00) | (45,018.72) | (44,342.25) | (38,925.75) | (47,679.50) |
| 665702 | TRANS/EXP BACKHOE (CREDIT) | (6,284.25) | (3,686.00) | (4,099.25) | (2,840.50) | (4,607.50) | (6,027.75) | (5,396.00) | (5,025.50) | (4,161.00) | (6,132.25) |
| 665703 | TRANS/EXP COMPRESSOR (CREDIT) | (655.50) | (114.00) | - | (598.50) | (57.00) | (484.50) | (1,524.75) | (3,847.50) | (2,650.50) | (912.00) |
| 665999 | INVENTORY ADJUSTMENT | - | - | - | 597.04 | (1,531.45) | - | (64.03) | (1,199.45) | - | - |
| 662007 | EMPLOYEE RELATIONS | - | - | - | 1,327.82 | - | - | - | 8,306.93 | - | - |
| 673001 | MAINT MAINS: REPAIRS | 25,282.91 | 11,522.72 | 5,598.32 | 8,979.82 | 3,801.37 | 21,962.28 | 13,704.24 | 20,657.30 | 20,345.58 | 22,454.76 |
| 673002 | MAINT MAINS: GATE PROGRAM | 7,010.24 | 4,100.66 | 1,791.14 | 5,227.58 | 16,394.76 | 103,789.68 | 71,076.88 | 70,332.53 | 62,310.06 | 37,197.56 |
| 673003 | MAINT MAINS: FLUSHING LN | 253.28 | 736.66 | 1,695.52 | 22,820.77 | 53,267.40 | 6,145.62 | (383.55) | 466.78 | 1,203.27 | 753.31 |
| 673004 | MAINT GATES: INSPECTION | 9,657.77 | 10,400.54 | 4,509.46 | 11,133.21 | - | 4,432.77 | 7,701.48 | 1,550.48 | 855.24 | 3,871.97 |
| 673010 | MAINT MAINS:REPAIRS-COMM SYS | - | - | - | - | - | - | - | - | - | - |
| 673012 | MAINT MAINS:GATE PROG-COMM SYS | - | - | - | - | - | - | - | - | - | - |
| 673013 | MAINT MAINS:FLUSHING-COMM SYS | - | - | - | - | - | - | - | - | - | - |
| 673111 | UNION LABOR: CLEARING | 376.64 | (1,816.84) | (7,580.12) | 331.19 | 5,497.07 | (28,731.49) | (6,784.63) | 34,580.31 | (3,766.69) | (1,645.75) |
| 673140 | MAINT GATES-INSPECTIONS-COMSYS | - | - | - | - | - | - | - | - | - | - |
| 673222 | CONTRACTOR: CLEARING | 24,902.87 | (21,346.91) | 8,948.78 | 4,082.56 | 12,900.86 | (42,281.72) | 1,311.97 | 18,765.69 | (1,370.80) | (491.31) |
| 673900 | MAINT OF MAINS: W HOLLIS PRV | 14.86 | 14.89 | 14.89 | 14.89 | 14.89 | 14.89 | 14.89 | 14.89 | 14.89 | 14.89 |
| 675000 | MAINTENANCE: SERVICES | 28,063.68 | 19,213.84 | 18,614.92 | 16,366.52 | 17,605.13 | 38,916.37 | 17,295.23 | 28,420.32 | 30,024.23 | 34,630.85 |
| 675001 | MAINT: SERVICES - COMM SYSTEMS | - | - | - | - | - | - | - | - | - | - |
| 676000 | MAINTENANCE: METERS | 2,391.76 | 1,263.96 | 761.11 | 753.80 | 1,318.04 | 966.36 | 542.14 | 922.74 | 963.19 | 1,617.47 |
| 676001 | MAINT: METERS - COMM SYSTEMS | - | - | - | - | - | - | - | - | - | - |

| | | | | | | | | | | | |
|--------|--|-------------------|-------------------|-------------------|-------------------|-------------------|-------------------|-------------------|-------------------|-------------------|-------------------|
| 677000 | MAINTENANCE: HYDRANTS | 67.24 | - | - | 5.89 | 154.43 | 3,539.08 | 144.11 | - | 691.00 | 1,233.13 |
| 677001 | MAINTENANCE: HYDRANTS-REPAIRS | 11,000.36 | 3,511.14 | 7,205.82 | 2,883.27 | 2,006.46 | 4,388.15 | 2,708.46 | 5,423.75 | 2,295.56 | 7,482.77 |
| 677002 | MAINTENANCE: HYDRANTS-PAINTING | - | - | - | - | 374.96 | 5,584.94 | 2,292.88 | - | 468.32 | 1,754.50 |
| 677003 | MAINTENANCE: HYDRANTS-INSPECTN | 3,405.75 | - | 664.20 | 1,556.98 | 2,697.53 | 7,028.08 | 3,384.03 | 4,994.76 | 3,897.46 | 14,089.76 |
| 677011 | MAINT: HYDRANTS-COMM SYSTEMS | - | - | - | - | - | - | - | - | - | - |
| 677012 | MAINT HYDRANTS:PAINT-COMM SYS | - | - | - | - | - | - | - | - | - | - |
| 662100 | PWW-DUTY PAY (WTP) | 4,262.00 | 3,976.93 | 3,464.96 | 4,190.00 | 5,248.00 | 4,589.43 | 4,416.00 | 4,114.00 | 5,067.83 | 3,568.00 |
| 677013 | MAINT HYDRANTS:INSPECT-COM SYS | - | - | - | - | - | - | - | - | - | - |
| 678000 | MONITOR CONTRACTORS MARKING | 8,956.25 | 6,193.00 | 12,097.05 | 14,828.22 | 15,423.92 | 13,058.94 | 14,366.65 | 14,560.57 | 11,637.57 | 10,085.19 |
| 678001 | MONITOR CONTR MARKING-COMM SYS | - | - | - | - | - | - | - | - | - | - |
| 678950 | MAINT: MISC GENERAL EQUIPMENT | 3,884.64 | 1,536.38 | 2,699.63 | 2,762.51 | 2,847.80 | 1,837.70 | 3,090.72 | 6,042.65 | 1,482.23 | 4,841.28 |
| 921200 | RENTAL EXP PARKING: WILL ST | - | - | - | - | - | - | - | - | - | - |
| 921300 | OFFICE SUPPLY & EXP- WILL ST | 1,072.09 | 1,199.80 | 1,286.47 | 1,414.45 | 2,258.95 | 1,414.85 | 1,740.73 | 1,474.74 | 1,188.59 | 472.63 |
| 921310 | OFFICE EXPENSE: WILL ST-GAS | 2,622.99 | 1,429.06 | 1,450.27 | 1,255.72 | 561.02 | 383.62 | 297.85 | 254.42 | 208.36 | 253.83 |
| 921320 | OFFICE EXPENSE: WILL ST-ELECT | 3,822.40 | 3,302.95 | 2,782.89 | 3,173.44 | 2,413.01 | 2,447.71 | 3,042.02 | 3,262.67 | 2,962.03 | 2,324.83 |
| 921330 | OFFICE EXPENSE: WILL ST-PHONE | 3,322.30 | 3,631.97 | 4,063.37 | 2,782.05 | 4,408.00 | 3,762.82 | 3,612.38 | 3,613.28 | 3,618.58 | 3,597.65 |
| 926002 | EMP BENEFIT-BOOTS,VAC,HOL-OPS | 24,582.50 | 17,924.42 | 11,559.35 | 12,007.57 | 23,026.75 | 57,047.70 | 47,696.80 | 32,195.41 | 32,419.36 | 24,616.59 |
| 950120 | MAINTENANCE: GARAGE | 18,833.08 | 12,777.77 | 14,568.22 | 4,486.64 | 7,922.65 | 8,820.65 | 7,578.15 | 7,873.90 | 9,640.26 | 8,110.63 |
| 950130 | MAINTENANCE: METER SHOP | - | - | - | - | - | - | - | - | - | - |
| | | 222,099.29 | 124,866.33 | 147,926.01 | 191,163.94 | 232,100.34 | 284,735.70 | 255,445.02 | 341,603.82 | 270,402.79 | 259,448.72 |
| | Engineering Expense | | | | | | | | | | |
| 660001 | ENGINEERING VEHICLES | 549.15 | 3,768.94 | 687.03 | 991.52 | 1,996.88 | 1,389.84 | 204.22 | 2,007.41 | 336.31 | 2,479.37 |
| 660002 | ENGINEERING - FUEL PURCHASED | 1,077.49 | 1,505.69 | 418.96 | 2,064.64 | 1,744.33 | 2,052.73 | 2,358.62 | 2,688.37 | 2,491.54 | 2,633.92 |
| 660003 | ENGINEERING-VEH REGISTRATION | - | - | - | - | - | - | 1,591.00 | - | 3,485.40 | - |
| 660200 | SALARIES & WAGES - ENGINEERING | 96,918.40 | 88,141.54 | 90,496.16 | 83,941.82 | 113,998.02 | 101,652.40 | 83,737.00 | 109,692.54 | 100,173.29 | 113,954.61 |
| 662001 | ENGINEERING DEPT: EXPENSE | 1,789.05 | 1,253.35 | 852.86 | 432.25 | 5,147.10 | 6,092.93 | 11,910.72 | 15,895.84 | 15,751.23 | 2,038.63 |
| | | 100,334.09 | 94,669.52 | 92,455.01 | 87,430.23 | 122,886.33 | 111,187.90 | 99,801.56 | 130,284.16 | 122,237.77 | 121,106.53 |
| | Customer Accounts & Collection Expenses | | | | | | | | | | |
| 902000 | CUSTOMER ORDS: COLLECTIONS | 3,403.60 | 3,871.79 | 4,556.38 | 2,499.73 | 3,818.44 | 3,317.39 | 3,146.40 | 5,052.40 | 2,679.19 | 3,342.61 |
| 903000 | CUSTOMER ORDS: COLLECTIONS | 258.50 | 667.50 | (2,376.06) | 361.50 | 602.00 | 399.25 | (1,860.15) | 818.75 | (1,817.03) | 617.00 |
| 902001 | METER READING | 5,264.37 | 3,801.39 | 4,892.77 | 4,913.69 | 4,136.35 | 5,716.28 | 6,138.30 | - | 7,791.98 | 792.52 |
| 902002 | WATER BAN: COMMUNITY SYSTEMS | - | - | - | - | - | - | - | - | - | - |
| 902003 | EMPLOY BENEF-BOOTS/VACA/HOL-CS | 363.38 | 479.76 | 131.36 | 908.56 | 773.90 | 720.96 | 304.90 | 40.20 | 308.20 | 1,072.00 |
| 902004 | SICK - CUST SERVICE - UNION | 777.20 | - | 428.80 | 643.20 | 294.80 | 259.04 | - | - | - | - |
| 903004 | SICK - CUST SERVICE - UNION | - | - | - | - | - | - | - | - | - | - |
| 902010 | CUST ORDS:COLLECTIONS-COM SYS | - | - | - | - | - | - | - | - | - | - |
| 902011 | METER READING: COMM SYSTEMS | - | - | - | - | - | - | - | - | - | 243.18 |
| 902096 | METER READING-EXCEPT: COMM SYS | - | - | - | - | - | - | - | - | - | - |
| 902097 | METER READING-TRANSF: COMM SYS | - | - | - | - | - | - | - | - | - | - |
| 902098 | METER READING: TRANSFERS | - | - | - | - | - | - | 655.18 | 230.54 | 3,267.64 | 3,045.27 |
| 902099 | METER READING: EXCEPTIONS | - | - | - | - | - | - | 86.85 | 218.55 | - | 856.96 |
| 902100 | BILLING & ACCOUNTING | - | - | - | - | - | - | - | - | - | - |
| 903100 | BILLING & ACCOUNTING | 27,337.73 | 26,197.07 | 20,277.81 | 26,792.89 | 30,845.75 | 27,973.24 | 27,055.57 | 32,069.26 | 22,679.98 | 25,626.78 |
| 902400 | WATER BAN | - | - | - | - | 280.48 | 776.38 | 3,975.44 | - | - | - |
| 903003 | EMPLOYEE BENEFITS:BOOTS/VACATION | 268.00 | 24.36 | 29.24 | (59.56) | (47.64) | (34.46) | 16.59 | 76.87 | 96.52 | (217.04) |

| | | | | | | | | | | | |
|--------|--|------------------|------------------|------------------|------------------|------------------|------------------|------------------|------------------|------------------|------------------|
| 904000 | UNCOLLECTABLE ACCOUNTS | 2,346.89 | 2,883.72 | 6,003.66 | 4,165.77 | 1,054.63 | 943.06 | 7,812.81 | 3,475.86 | 6,922.28 | 3,605.46 |
| | | 40,019.67 | 37,925.59 | 33,943.96 | 40,225.78 | 41,758.71 | 40,071.14 | 47,331.89 | 41,982.43 | 41,928.76 | 38,984.74 |
| | <u>Administrative and General Expense</u> | | | | | | | | | | |
| 920000 | SALARIES & WAGES - ADMIN | 16,790.49 | 14,319.54 | 16,045.32 | 17,011.34 | 16,991.10 | 11,330.34 | 15,344.39 | (26,038.08) | 56,232.10 | 16,391.27 |
| 920001 | WAGES: REVENUE & CUSTOMER OPER | 80,817.01 | 70,788.97 | 79,652.35 | 81,070.30 | 85,045.15 | 79,760.47 | 77,260.25 | 92,913.81 | 76,638.63 | 92,345.44 |
| 920002 | SALARIES & WAGES: ACCOUNTING | 71,655.60 | 53,666.92 | 61,678.86 | 52,494.49 | 63,630.30 | 56,519.90 | 51,663.67 | 61,445.09 | 52,878.44 | 61,278.40 |
| 920003 | SALARIES & WAGES: IS | 44,608.86 | 31,841.50 | 41,126.75 | 44,368.96 | 38,752.30 | 39,050.30 | 36,652.94 | 40,513.97 | 37,146.37 | 39,011.66 |
| 920004 | SALARIES & WAGES: PWS | 12,389.59 | 11,360.11 | 10,845.69 | 10,740.90 | 12,723.48 | 11,666.86 | 16,710.82 | 4,231.26 | 11,416.87 | 12,711.33 |
| 920005 | SALARIES & WAGES: PWS ADMIN | - | - | - | - | - | - | - | - | - | - |
| 920100 | OFFICERS SALARIES & WAGES | 45,286.18 | 36,238.26 | 44,628.77 | 52,331.73 | 46,933.86 | 47,327.73 | 32,779.73 | 47,909.45 | (3,565.57) | 45,795.79 |
| 920200 | OFFICER'S SALARIES TRXF OUT | - | - | - | - | - | - | - | - | - | - |
| 921000 | OFFICE SUPPLIES & EXPENSE | 5,774.62 | 4,026.79 | 6,652.60 | 16,666.24 | (933.09) | 4,029.11 | 2,141.50 | 5,424.70 | 4,086.39 | 3,942.28 |
| 921001 | TRANS/EXP MAIN OFFICE - VEH #1 | - | - | - | - | - | - | - | - | - | - |
| 921002 | SENIOR MANAGEMENT VEHICLES | 165.33 | - | 154.01 | 199.91 | 1,462.15 | 563.18 | 136.13 | 202.31 | - | 259.43 |
| 921003 | SENIOR MGMT - FUEL PURCHASED | 268.27 | 290.78 | 581.48 | 292.31 | - | 29.40 | 460.43 | 518.38 | 478.78 | 401.56 |
| 921004 | SENIOR MGMT-VEH REGISTRATION | - | - | - | - | - | - | - | - | 990.60 | - |
| 921130 | OFFICE EQUIP: RENTAL/LEASE EXP | 3,635.66 | 549.74 | 3,550.24 | 2,905.24 | 9,371.84 | 3,614.62 | 3,422.82 | 2,355.80 | 3,539.62 | 2,894.62 |
| 921131 | VEHICLE LEASES | - | - | - | - | - | - | - | - | - | - |
| 921133 | IT VEHICLE EXPENSE-FUEL | 41.52 | 31.70 | - | 42.00 | 40.70 | 43.40 | - | 35.00 | 77.35 | 39.40 |
| 921134 | IT VEHICLE EXPENSE-REGISTRATION | - | - | - | - | - | - | - | - | - | - |
| 921132 | IT VEHICLE EXPENSE | - | - | - | - | - | - | - | - | 135.97 | - |
| 921140 | COURIER & EXPRESS MAIL EXPENSE | 41.41 | - | 123.76 | - | 141.48 | (131.08) | - | - | - | - |
| 921150 | RENTAL EXPENSE: HECOP III | 26,764.38 | 26,764.38 | 26,764.38 | 26,764.38 | 26,764.38 | 26,764.38 | 26,764.38 | 29,472.06 | 27,382.50 | 27,382.06 |
| 921160 | OFFICE EXP: MANCHESTR ST-PHONE | 2,002.97 | 2,470.34 | 2,173.84 | 2,485.56 | 2,446.56 | 2,540.49 | 2,734.89 | 2,383.15 | 2,415.34 | 2,365.93 |
| 921170 | OFFICE EXPENSE: MANCH ST ELECT | 3,020.95 | 2,898.08 | 2,614.11 | 3,543.38 | 4,154.43 | 5,382.39 | 6,089.92 | 5,605.73 | 4,691.15 | 3,771.48 |
| 922000 | MISC EXP: TRNSF-CR (OVERHEAD) | (53,774.54) | (31,126.45) | (22,643.19) | (44,419.38) | (49,670.03) | (62,966.12) | (55,620.66) | (79,387.14) | (64,347.89) | (87,655.10) |
| 922200 | LABOR: OVERHEAD | (91,389.19) | (79,743.96) | (90,467.83) | (79,812.11) | (101,640.19) | (81,677.46) | (75,168.58) | (71,900.81) | (69,741.34) | (74,313.35) |
| 923000 | OUTSIDE SERVICES | 26,089.44 | 52,203.05 | 18,573.97 | 35,287.99 | 39,854.29 | 44,858.22 | 23,959.26 | 20,603.55 | 22,444.81 | 47,134.61 |
| 924000 | INSURANCE EXPENSE | 43,392.05 | 43,398.03 | 43,398.05 | 29,057.05 | 28,604.38 | 43,398.05 | 43,398.05 | 43,984.26 | 37,309.06 | 44,084.25 |
| 926001 | OFFICER'S LIFE INSURANCE | 386.19 | 386.19 | 386.19 | 386.19 | 386.19 | 386.19 | 386.19 | 386.19 | 2,055.19 | 386.19 |
| 926100 | SICKNESS & FUNERAL PAY | 16,267.30 | 11,157.55 | 6,858.19 | 9,426.84 | 6,121.81 | (49,831.69) | - | - | - | - |
| 926200 | PENSION- DB PLAN | 112,231.08 | 112,231.08 | 112,231.08 | 112,231.08 | 112,231.08 | 112,231.08 | 112,231.08 | 112,231.08 | 112,231.08 | 112,231.08 |
| 926250 | GROUP PENSION: 401K | 25,152.99 | 19,266.25 | 18,790.76 | 19,485.00 | 25,901.98 | 26,314.28 | 21,589.46 | 25,994.28 | 20,400.68 | 20,613.93 |
| 926255 | EARLY RETIREE HEALTH EXPENSE | - | - | - | - | - | - | - | - | - | - |
| 926260 | POST-65 RETIREMENT HEALTH EXP | 21,619.33 | 21,619.33 | 21,619.33 | 21,619.33 | 21,619.33 | 21,619.33 | 21,619.33 | 21,619.33 | 21,619.33 | 21,619.33 |
| 926300 | EMPLOYEE SERVICE AWARDS | - | - | - | - | - | - | - | - | - | 7,314.86 |
| 926400 | GROUP HEALTH INSURANCE | 148,173.98 | 142,901.15 | 148,278.86 | 156,540.08 | 129,443.93 | 142,581.46 | 157,781.53 | 141,060.78 | 130,595.00 | 143,755.21 |
| 926401 | HEALTH INSURANCE:OPT OUT | - | 125.00 | - | 9,000.00 | - | - | - | - | 9,750.00 | - |
| 926410 | GROUP DENTAL | 16,536.03 | 16,199.85 | 16,057.93 | 16,146.81 | 16,763.54 | 16,473.20 | 16,982.78 | 16,643.06 | 17,343.65 | 2,352.84 |
| 926420 | GROUP LIFE/DISABILITY INSURANC | 2,994.50 | 3,045.50 | 2,994.50 | 2,994.50 | 3,047.50 | 3,072.00 | 3,119.00 | 3,125.00 | 3,125.00 | 3,200.50 |
| 926440 | EMPLOYEE BENEFITS/ SECTION 125 | - | - | - | - | - | - | - | - | - | - |
| 926500 | MISC EMPLOYEE BENEFITS | 4,364.64 | 1,732.33 | 1,830.57 | 1,310.04 | 365.44 | 2,627.19 | 720.54 | (7,570.39) | 1,452.24 | 1,883.76 |
| 926501 | MISC EMPLOYEE BENEFITS-WELLNESS | - | - | 630.70 | (1,105.00) | 6,715.00 | (1,056.52) | (282.08) | (2,770.73) | 853.41 | (1,109.16) |
| 926502 | MISC EMPLOYEE BENEFITS-ACTIVITIES | - | - | - | - | - | - | - | 948.43 | 354.49 | 3,102.63 |
| 926503 | MISC EMPLOYEE BENEFITS-SAFETY | 950.00 | 310.00 | - | 2,162.80 | 713.68 | 1,361.62 | 2,148.62 | 104.74 | 1,803.70 | 1,192.66 |

| | | | | | | | | | | | |
|--------|-----------------------------------|---------------------|--------------------|--------------------|---------------------|---------------------|---------------------|---------------------|---------------------|---------------------|---------------------|
| 926505 | EMPLOYEE RELATIONS | - | - | - | - | - | - | - | - | - | - |
| 926600 | TUITION REIMBURSEMENTS | 6,510.00 | - | 2,972.84 | - | 4,088.37 | 976.85 | 3,801.00 | - | 99.70 | 5,642.87 |
| 926610 | TRAINING EDUCATIONAL SEMINARS | 1,180.00 | 1,305.00 | - | 4,016.34 | 708.00 | 2,754.50 | 2,383.98 | 280.00 | 11,188.41 | 19,877.43 |
| 926801 | SUP BEN: SUP EXE RETIRE PLAN | - | - | (5,659.00) | - | - | 13,690.00 | - | - | 12,884.00 | - |
| 928000 | REGULATORY COMMISSION EXPENSE | 10,575.67 | 10,575.67 | 10,575.66 | 10,575.66 | 10,575.68 | 10,575.66 | 10,575.66 | 3,499.01 | 14,074.67 | 14,074.66 |
| 930100 | MEETINGS & CONVENTIONS | 915.00 | 5,299.70 | 5,343.92 | 5,644.97 | 526.53 | 273.33 | 908.96 | 33.33 | 13,381.78 | 659.00 |
| 930101 | MEMBERSHIPS | 3,833.91 | 3,698.91 | 139.98 | 4,262.29 | 3,829.66 | 3,857.62 | 2,463.42 | 3,159.92 | 2,524.71 | 2,042.72 |
| 930102 | LICENSING FEES | 1,565.83 | 465.83 | 465.82 | 540.83 | 530.83 | 694.28 | 671.95 | 709.00 | 902.00 | 182.00 |
| 930200 | PUBLIC RELATIONS | - | 429.65 | 913.96 | 2,681.64 | 5,989.22 | 13,011.91 | 887.53 | 535.24 | - | 443.57 |
| 930300 | MEALS | 390.09 | 610.33 | 398.83 | 282.21 | 411.20 | 147.01 | 291.72 | 396.51 | 122.94 | 742.99 |
| 930400 | MISCELLANEOUS GENERAL EXPENSE | 28.08 | 141.00 | 70.00 | 38.94 | 39.00 | 1,962.94 | 3.11 | - | - | - |
| 930405 | MISC GEN EXP: RECRUITMENT FEES | 396.00 | 384.71 | 14,898.50 | 1,019.45 | 3,794.78 | 2,152.34 | 525.50 | 8,273.40 | 701.25 | 1,483.01 |
| 930410 | CHARITABLE CONTRIBUTIONS | - | - | - | - | - | - | - | - | - | - |
| 950100 | MAINTENANCE: OFFICE PROPERTY | 175.00 | 100.00 | 100.00 | 100.00 | 100.00 | 100.00 | 100.00 | 100.00 | 100.00 | 100.00 |
| 950110 | MAINTENANCE: MANCHESTER STREET | 3,191.24 | 1,156.40 | 2,465.25 | 1,728.40 | 1,975.41 | 1,951.59 | 1,934.65 | 3,526.99 | 1,804.51 | 1,983.22 |
| 950200 | MAINT: OFFICE FURNT & EQUIP | - | - | - | - | - | - | - | - | - | - |
| 950300 | MAINT: COMMUNICATION EQUIP | 1,831.54 | 1,831.54 | 1,841.54 | 218.77 | 3,442.95 | 1,825.86 | 1,826.76 | 1,826.76 | 1,829.57 | 1,831.49 |
| 950400 | MAINT: MISC GENERAL EQUIP | - | - | - | - | - | - | - | - | - | - |
| 950500 | MAINT: COMPUTER EQUIPMENT | 38,206.30 | 38,754.16 | 38,485.47 | 35,090.33 | 49,576.32 | 32,529.36 | 132,697.63 | 34,561.30 | 34,853.89 | 34,390.71 |
| | | 655,055.30 | 633,704.91 | 648,144.04 | 667,427.79 | 633,570.52 | 594,385.57 | 704,098.26 | 548,945.72 | 616,260.38 | 637,838.56 |
| | Inter Div Management Fee | | | | | | | | | | |
| 930500 | INTERCOMPANY MGMT FEE: PCP | 21,529.00 | 16,346.00 | 24,453.00 | 17,886.00 | 16,863.00 | 17,226.00 | 18,547.00 | 27,168.00 | 20,375.00 | 20,652.00 |
| 930510 | INTCO MGMT FEE:TSC/PWS/PAC/PEU | (306,018.00) | (283,463.00) | (313,897.00) | (297,599.00) | (343,946.00) | (282,804.00) | (255,022.00) | (265,763.00) | (277,166.00) | (295,890.00) |
| 930520 | INTERCO MGT:INSIDE GEN COUNSEL | - | - | - | - | - | - | - | - | - | - |
| | Total Operating Expenses | 1,081,622.90 | 967,174.79 | 980,571.03 | 1,062,620.94 | 1,112,829.08 | 1,319,874.23 | 1,434,028.91 | 1,339,678.41 | 1,292,335.70 | 1,172,907.76 |
| | Depreciation Expense | | | | | | | | | | |
| 403000 | DEPRECIATION EXPENSE | 477,168.48 | 475,101.48 | 475,370.85 | 476,686.49 | 477,825.41 | 478,517.86 | 474,977.64 | 477,187.91 | 477,605.51 | 479,804.32 |
| 406100 | AMORT OF BON TERRAIN ACQ ADJ | (849.62) | (849.62) | (849.62) | (849.62) | (849.62) | (849.62) | (849.62) | (849.62) | (849.62) | (849.62) |
| 406101 | AMORT OF SOUHEGAN WDS ACQ ADJ | (1,402.52) | (1,402.52) | (1,402.52) | (1,402.52) | (1,402.51) | (1,402.52) | (1,402.51) | (1,402.51) | (1,402.52) | (1,402.52) |
| | | 474,916.34 | 472,849.34 | 473,118.71 | 474,434.35 | 475,573.28 | 476,265.72 | 472,725.51 | 474,935.78 | 475,353.37 | 477,552.18 |
| | Amortization Expense: CIAC | | | | | | | | | | |
| 405300 | AMORTIZATION EXPENSE: CIAC | (58,963.83) | (59,026.51) | (59,087.59) | (59,175.16) | (59,531.12) | (59,575.84) | (59,688.94) | (59,767.64) | (59,866.88) | (60,440.06) |
| | | (58,963.83) | (59,026.51) | (59,087.59) | (59,175.16) | (59,531.12) | (59,575.84) | (59,688.94) | (59,767.64) | (59,866.88) | (60,440.06) |
| | Amortization Expense | | | | | | | | | | |
| 407320 | AMORT EXP - DEFERRED CHARGES | 11,563.03 | 11,563.03 | 11,563.16 | 11,563.02 | 11,562.98 | 11,563.18 | 11,527.56 | 10,756.69 | 10,750.89 | 10,750.71 |
| 407100 | AMORT: ACQUISITION PREMIUM | 149,557.65 | 152,827.95 | 152,827.94 | 152,827.95 | 152,827.95 | 152,828.73 | 152,827.95 | 152,827.95 | 152,827.95 | 152,827.94 |
| | | 161,120.68 | 164,390.98 | 164,391.10 | 164,390.97 | 164,390.93 | 164,391.91 | 164,355.51 | 163,584.64 | 163,578.84 | 163,578.65 |
| 414000 | GAIN FROM ARRA LOAN FORGIVNESS | (4,493.73) | (4,493.73) | (4,493.73) | (4,493.73) | (4,493.73) | (4,493.73) | (5,273.67) | (6,053.61) | (5,273.67) | (5,273.67) |
| 414100 | GAIN ON DISP/UTIL PROP-PAPP ND | - | - | - | - | - | - | - | - | - | - |
| 921161 | RENT EXP-HECOP III FITUP ALLOW | - | - | - | - | - | - | - | - | - | - |

| <u>Taxes Other than Income Tax</u> | | | | | | | | | | | |
|--|-----------------------------------|---------------------|---------------------|---------------------|---------------------|---------------------|---------------------|---------------------|---------------------|---------------------|---------------------|
| 408110 | LOCAL PROPERTY TAXES | 365,531.14 | 365,531.14 | 430,102.15 | 387,054.47 | 376,904.65 | 381,980.05 | 381,980.06 | 381,980.06 | 381,980.03 | 381,995.46 |
| 408120 | MEDICARE TAX EXPENSE | 10,338.93 | 9,412.67 | 10,465.27 | 10,564.94 | 11,722.59 | 11,240.28 | 11,883.66 | 12,043.04 | 10,239.29 | 11,752.12 |
| 408121 | FICA TAX EXPENSE | 44,151.87 | 40,247.34 | 44,748.03 | 45,174.13 | 50,123.98 | 48,062.06 | 50,812.91 | 50,360.01 | 41,874.65 | 48,052.36 |
| 408122 | FUTA TAX EXPENSE | 3,000.28 | 535.51 | 167.26 | 96.51 | 94.69 | 172.56 | 179.27 | 145.18 | 50.09 | 80.30 |
| 408123 | SUTA TAX EXPENSE - NH | 2,105.17 | 2,230.32 | 950.40 | 377.49 | 224.30 | 167.50 | 214.35 | 201.01 | 103.49 | 146.30 |
| 408125 | SUTA TAX EXPENSE - MASS | 489.83 | 327.81 | 6.79 | - | - | - | 52.57 | 78.25 | 82.70 | 43.93 |
| 408130 | NH BET TAXES | - | - | - | - | - | - | - | - | - | - |
| 408126 | EXCISE TAXES | - | - | - | - | - | - | 222.27 | - | - | - |
| | | 425,617.22 | 418,284.79 | 486,439.90 | 443,267.54 | 439,070.21 | 441,622.45 | 445,345.09 | 444,807.55 | 434,330.25 | 442,070.47 |
| <u>Income Tax</u> | | | | | | | | | | | |
| 409102 | PROV/FED INC TAX/CURRENT | 37,530.50 | 6,991.73 | (18,819.60) | 21,943.70 | 40,400.34 | 163,591.23 | 333,207.48 | 186,275.08 | 40,594.01 | 72,618.41 |
| 409113 | PROVS FOR NH BUS PRFTS TAX CUR | 15,329.66 | 2,855.83 | (7,687.02) | 8,963.09 | 16,501.87 | 66,820.27 | 136,101.49 | 76,085.68 | 16,580.98 | 29,661.62 |
| 409120 | MASS EXERCISE TAX | - | - | - | - | - | - | - | - | - | - |
| 410102 | PROV/FED INC TAX/DEFERRED | - | - | - | - | - | - | - | - | - | - |
| 410113 | PROV NH INCOME TAX DEFERRED | - | - | - | - | - | - | - | - | - | - |
| 410120 | PROV MA INCOME TAX DEFERRED | - | - | - | - | - | - | - | - | - | - |
| 411000 | AMORT OF REGULATORY LIABILITY | - | - | - | - | - | - | - | - | - | - |
| 412000 | INVESTMENT TAX CREDITS | (2,753.00) | (2,753.00) | (2,753.00) | (2,753.00) | (2,753.00) | (2,753.00) | (2,753.00) | (2,753.00) | (2,753.00) | (2,753.00) |
| | | 50,107.16 | 7,094.56 | (29,259.62) | 28,153.79 | 54,149.21 | 227,658.50 | 466,555.97 | 259,607.76 | 54,421.99 | 99,527.03 |
| Total Operating Deducts | | 2,129,926.74 | 1,966,274.22 | 2,011,679.80 | 2,109,198.70 | 2,181,987.86 | 2,565,743.24 | 2,918,048.38 | 2,616,792.89 | 2,354,879.60 | 2,289,922.36 |
| Net Operating Income | | 280,416.91 | 136,297.85 | 64,094.21 | 222,243.09 | 304,804.90 | 749,647.93 | 1,394,303.30 | 844,493.91 | 286,389.45 | 420,769.25 |
| <u>Non-Operating Revenue Deductions</u> | | | | | | | | | | | |
| 421000 | MISC NON-UTILITY INCOME | - | - | - | - | - | - | - | - | - | - |
| 426000 | NON-OPERATING REVENUE DEDUCTS | - | - | - | - | - | - | - | - | - | - |
| 426001 | MISCELLANEOUS NON-UTILITY EXP | - | - | - | - | - | - | - | - | - | - |
| Other Income | | - | - | - | - | - | - | - | - | - | - |
| 420000 | AFUDC-INTEREST(DEBT) COMPONENT | (1,037.00) | (1,080.00) | (1,132.00) | 1,268.00 | (1,078.00) | (1,101.00) | (1,104.00) | (1,155.00) | (2,331.00) | (22.00) |
| 420100 | AFUDC - EQUITY COMPONENT | (663.00) | (691.00) | (723.00) | 714.00 | (581.00) | (593.00) | (594.00) | (650.00) | (1,311.00) | (13.00) |
| | | (1,700.00) | (1,771.00) | (1,855.00) | 1,982.00 | (1,659.00) | (1,694.00) | (1,698.00) | (1,805.00) | (3,642.00) | (35.00) |
| <u>Interest Expense</u> | | | | | | | | | | | |
| 427300 | INTEREST EXP: BONDS & NOTES | 300,960.19 | 276,561.45 | 298,328.57 | 303,497.08 | 327,872.28 | 309,137.18 | 317,623.75 | 319,109.71 | 312,072.33 | 330,340.86 |
| 427200 | LINE OF CREDIT INTEREST | - | - | - | - | - | - | - | - | - | - |
| 427325 | INTEREST EXP:DEBT SERVICE COST | - | - | - | - | - | - | - | - | - | - |
| 428000 | AMORTIZATION OF DEBT EXPENSE | 24,850.05 | 24,850.04 | 24,850.05 | 25,675.45 | 24,892.47 | 25,650.48 | 26,202.09 | 26,032.25 | 26,032.99 | 26,032.32 |
| 428001 | AMORT OF ORIGINAL ISSUE DISCNT | - | - | - | - | - | - | - | - | - | - |
| 428002 | AMORTIZATION OF DISCOUNT ON BONDS | - | - | - | - | - | - | - | - | - | - |
| 429000 | AMORTIZATION: PREMIUM ON DEBT | (9,826.84) | (9,826.84) | (9,826.84) | (10,168.21) | (10,168.21) | (10,168.21) | (10,168.21) | (10,168.21) | (10,168.21) | (10,168.21) |
| 427115 | INTERCOMPANY INTEREST | (28,248.00) | (29,743.08) | (26,530.09) | (31,218.38) | (38,039.91) | (38,616.46) | (41,076.14) | (39,349.02) | (40,541.53) | (48,509.31) |
| 419000 | INTEREST INCOME | - | - | - | - | - | - | - | - | - | - |
| Total Interest | | 287,735.40 | 261,841.57 | 286,821.69 | 287,785.94 | 304,556.63 | 286,002.99 | 292,581.49 | 295,624.73 | 287,395.58 | 297,695.66 |

| | | | | | | | | | | |
|----------------------------|------------|--------------|--------------|--------------|--------------|------------|--------------|--------------|--------------|--------------|
| Net Income (Or Loss) - MTD | (5,618.49) | (123,772.72) | (220,872.48) | (67,524.85) | 1,907.27 | 465,338.94 | 1,103,419.81 | 550,674.18 | 2,635.87 | 123,108.59 |
| Net Income (Or Loss) - YTD | (5,618.49) | (129,391.21) | (350,263.69) | (417,788.54) | (415,881.27) | 49,457.67 | 1,152,877.48 | 1,703,551.66 | 1,706,187.53 | 1,829,296.12 |



| Nov-18 | Dec-18 | Total |
|---------------------|---------------------|----------------------|
| (2,154,994.25) | (1,763,626.39) | (26,943,861) |
| (4,844.41) | (332,003.23) | (387,847) |
| 725,201.00 | (132,428.00) | (46,286) |
| 4,844.41 | 4,788.86 | 60,634 |
| (644,085.98) | (644,085.98) | (7,729,032) |
| 644,085.98 | 644,085.98 | 7,729,032 |
| (388,003.27) | (387,989.93) | (4,653,439) |
| 1,817,796.52 | 2,611,258.69 | 31,970,799.31 |
| - | (108.00) | (3,321) |
| (48,691.26) | (41,842.65) | (337,556) |
| - | - | - |
| (11,358.30) | (8,278.00) | (106,825) |
| 5,713.08 | 10,514.83 | 145,582 |
| (980.72) | (980.72) | (11,683) |
| (8,859.98) | (8,829.40) | (106,069) |
| 64,177.18 | 49,415.94 | 416,551 |
| 1,881,973.70 | 2,660,782.63 | 32,390,670.92 |
| 4,239.87 | 1,146.42 | 46,423 |
| 69.48 | - | 9,652 |
| 422.60 | 613.71 | 12,794 |
| 259.13 | 1,299.67 | 13,227 |
| 13,073.37 | 12,397.26 | 186,632 |
| 977.78 | 977.78 | 11,774 |
| 865.96 | 1,713.77 | 27,248 |
| 107.07 | 107.07 | 5,753 |
| 6,684.18 | 6,684.18 | 112,367 |
| 5,695.05 | 4,671.75 | 99,185 |
| 512.58 | 512.58 | 8,683 |
| 399.85 | 399.85 | 5,114 |
| - | - | 2,424 |
| - | - | 620 |
| 1,115.30 | 1,692.19 | 14,307 |
| 22,775.77 | 18,639.55 | 250,409 |

| | | |
|----------------|---------------|---------|
| 13,227 | Milford Total | 38,798 |
| 186,632 | Derry Total | 186,632 |
| 11,774 | MWW Total | 126,433 |
| 27,248 | MVD Total | 118,120 |

| | | |
|-----------|-----------|----------------|
| 33,595.41 | 29,502.21 | 401,127 |
| 36,453.84 | 41,424.96 | 593,855 |
| 125.90 | 291.35 | 1,898 |
| 14.89 | 14.89 | 918 |
| 91.56 | 152.35 | 1,581 |
| - | - | - |
| 197.73 | 358.77 | 3,375 |
| 554.36 | 1,095.12 | 8,318 |
| 1,920.30 | 2,032.41 | 28,625 |
| 534.01 | 736.00 | 7,749 |
| - | - | - |
| 642.70 | 445.12 | 6,251 |
| - | - | - |
| 426.11 | 597.48 | 7,148 |
| 559.40 | 749.05 | 6,689 |
| 1,190.15 | 1,457.91 | 11,690 |
| 896.50 | 884.74 | 7,770 |
| 309.51 | 536.82 | 4,442 |
| 1,434.63 | 1,798.63 | 93,999 |
| 47.09 | 61.25 | 1,079 |
| 4,553.06 | 5,788.32 | 85,866 |
| 553.91 | 912.97 | 9,192 |
| 381.63 | 386.76 | 5,517 |
| 2,136.10 | 1,993.04 | 18,072 |
| - | - | - |
| 810.96 | 1,042.47 | 10,850 |
| 529.48 | 566.53 | 6,856 |
| 481.71 | 849.83 | 8,196 |
| 584.00 | 618.48 | 5,333 |
| 297.70 | 406.55 | 3,104 |
| 1,228.64 | 1,467.01 | 19,064 |
| 646.01 | 768.49 | 5,695 |
| 749.65 | 1,065.99 | 14,395 |
| 701.21 | 1,505.66 | 8,573 |
| 481.31 | 1,290.83 | 9,189 |
| 1,147.07 | 1,288.28 | 22,241 |
| 345.05 | 22.23 | 4,408 |
| 1,403.79 | 1,667.03 | 17,577 |
| 757.02 | 1,615.65 | 7,277 |
| 1,766.50 | 1,427.81 | 37,107 |
| 416.01 | 401.92 | 3,655 |
| 485.39 | 558.99 | 6,548 |
| 274.38 | 508.53 | 4,530 |
| 1,083.89 | 1,196.67 | 20,023 |
| 626.02 | 983.24 | 10,478 |

| | | |
|-----------|------------|----------------|
| 106.08 | 301.38 | 2,313 |
| 419.03 | 727.62 | 7,413 |
| 542.96 | 574.61 | 8,235 |
| - | 868.66 | 5,212 |
| 24,149.41 | 25,167.79 | 288,847 |
| 1,691.44 | 880.84 | 23,031 |
| 1,893.94 | 5,766.73 | 36,418 |
| 2,197.83 | 2,192.55 | 26,382 |
| - | 639.15 | 3,496 |
| 608.96 | 89.85 | 8,373 |
| - | - | 32 |
| - | - | - |
| 4,778.91 | 3,904.29 | 42,906 |
| - | - | 627 |
| - | - | - |
| - | - | - |
| 10,463.74 | 14,580.61 | 83,177 |
| - | 755.21 | 10,872 |
| - | - | - |
| - | 566.36 | 566 |
| 124.15 | 124.15 | 1,443 |
| - | - | 273 |
| 1,632.81 | (1,275.81) | 4,217 |
| 604.78 | 515.32 | 4,787 |
| 1,886.00 | 2,086.00 | 30,422 |
| 8,447.76 | 14,976.13 | 171,249 |
| 4,009.55 | 6,770.79 | 79,675 |
| 2,647.78 | 2,783.15 | 43,512 |
| 18.40 | 25.76 | 405 |
| 20,120.00 | 20,902.80 | 338,015 |
| - | - | - |
| 890.18 | 862.35 | 11,812 |
| - | - | - |
| 3,025.02 | 2,225.50 | 47,751 |
| - | - | 176 |
| - | - | - |
| - | 6,075.00 | 12,150 |
| 589.56 | 1,297.04 | 24,794 |
| - | - | - |
| - | - | - |
| - | - | - |
| 23,907.63 | 22,954.55 | 408,037 |
| - | - | - |
| - | - | - |
| - | - | - |

| | | |
|-------------------|-------------------|---------------------|
| 314.42 | 235.82 | 4,809 |
| 137.17 | - | 412 |
| 22.48 | - | 210 |
| 517.97 | 398.43 | 8,190 |
| 412.28 | 309.21 | 8,709 |
| 17,003.90 | 16,678.52 | 215,815 |
| - | - | - |
| 8,259.41 | 9,812.47 | 105,816 |
| 169.04 | - | 1,480 |
| 2,124.20 | 2,921.60 | 39,971 |
| 5,364.20 | 4,403.20 | 41,591 |
| 283.41 | 40.00 | 6,666 |
| 587.52 | 85.45 | 23,094 |
| 7,799.12 | 6,919.72 | 88,025 |
| (22,052.25) | (21,898.25) | (300,977) |
| - | - | 1,760 |
| - | 1,038.40 | 10,928 |
| 39.50 | - | 212 |
| - | - | 259 |
| - | - | - |
| 2,482.67 | 3,645.45 | 93,207 |
| 22,400.52 | 25,235.93 | 378,140 |
| 537.18 | 2,563.32 | 23,586 |
| 419.40 | 524.25 | 15,219 |
| 4,340.47 | 5,313.95 | 30,609 |
| 35,843.81 | 28,842.46 | 213,290 |
| 360,394.91 | 385,736.43 | 5,074,509.31 |
| 27,651.18 | 24,276.25 | 257,463 |
| 10,123.88 | 8,231.92 | 195,777 |
| 4,679.13 | 4,792.44 | 65,675 |
| 635.23 | 849.79 | 17,564 |
| - | 953.35 | 6,898 |
| 5,290.52 | 4,347.12 | 46,046 |
| 18,485.66 | 13,317.41 | 185,168 |
| 1,814.88 | 303.64 | 13,819 |
| - | - | 607 |
| - | - | - |
| - | - | - |
| 706.38 | 570.96 | 18,080 |
| - | - | - |
| 9,878.36 | 3,690.97 | 59,236 |
| - | - | - |
| 2,188.67 | 1,114.98 | 27,206 |
| 11,140.31 | 11,665.54 | 90,656 |

| | | |
|-------------|-------------|------------------|
| 280.57 | 3,260.93 | 7,607 |
| - | 476.46 | 1,126 |
| 2,162.36 | 2,929.34 | 27,178 |
| 945.01 | 4,129.24 | 42,555 |
| 603.96 | 1,559.61 | 7,420 |
| 1,130.49 | - | 8,904 |
| 255.12 | - | 8,772 |
| - | - | 760 |
| 1,844.04 | - | 13,315 |
| - | - | 420 |
| - | - | 408 |
| - | - | 7,053 |
| - | - | - |
| - | - | 1,715 |
| - | - | 1,568 |
| - | - | 107 |
| - | - | 179 |
| - | - | - |
| - | - | - |
| 3,662.70 | 5,025.94 | 71,345 |
| 10,610.36 | 10,649.73 | 134,339 |
| 2,443.00 | (2,443.00) | 4,692 |
| - | - | - |
| 1,771.18 | - | 3,903 |
| - | - | - |
| (32,944.72) | (34,505.85) | (500,779) |
| (2,753.66) | (3,433.55) | (54,447) |
| (456.00) | - | (11,300) |
| 6,400.61 | 41,265.47 | 45,468 |
| - | 5,628.40 | 15,263 |
| 20,869.13 | 11,504.42 | 186,683 |
| 11,832.46 | 3,779.41 | 394,843 |
| 697.26 | 1,384.15 | 89,040 |
| 7,482.98 | 7,206.03 | 68,802 |
| - | - | - |
| - | - | - |
| - | - | - |
| 1,218.82 | 8,321.49 | (0) |
| - | - | - |
| 8,362.59 | (13,784.58) | (0) |
| 14.89 | 14.89 | 179 |
| 14,785.49 | 30,934.23 | 294,871 |
| - | - | - |
| 1,059.42 | 1,654.28 | 14,214 |
| - | - | - |

TAB 11

PAC

Filing Requirement Schedules

Puc 1604.06 and Puc 1604.07

Regarding: Puc 1604.07(a)(11) Schedule 3 - Rate Base; Puc 1604.07(a)(12) Schedule 3A - Working Capital; and Puc 1604.07(a)(13) Schedule 3 Attachment - Pro Forma Adjustment Rate Base; these schedules are no longer included in PWW's rate filings because of prior approvals to no longer produce these schedules as follows:

(1) In PWW's last rate case, the Commission agreed that "return on rate base and depreciation components no longer pertain to PWW because, under PWW's current ratemaking methodology, a debt service component effectively replaced return on rate base and depreciation expense." See, Secretarial Letter dated May 31, 2019 in Docket No. DW 19-084 granting waiver of Puc 1604.07(a) (11)-(13).

(2) As to future PWW rate cases, the settlement agreement approved by the Commission in Order No. 26,383 (July 24, 2020) in Docket No. DW 19-084 stated: "[t]he Settling Parties agree and recommend that the Commission require PWW to file its subsequent rate cases in accordance with the procedures and methodologies described in this Agreement, unless otherwise modified by the Commission, and consistent with the computations set forth in the exhibits and attachments to this Agreement." See, Docket No. DW 19-084, Exhibit 9, Settlement Agreement at 52 (emphasis added). See also, Order No. 26,383, where the Commission approved this term: "[w]e expect that future rate case proceedings will follow the procedures and methodologies outlines in the Settlement Agreement and incorporate those terms into this order by reference." Order at 18.

PITTSFIELD AQUEDUCT COMPANY
Rate Impact on Average Single Family Residential Customer
Based on Proposed Rate Making Methodology

Customer Impact

| | <u>DW19-084 Rate Model</u> | |
|---|--------------------------------|-----------------------|
| Overall Revenue Requirement(3) | <u>\$ 892,412</u> | |
| Current Water Revenues with CBFRR | <u>\$ 863,098</u> | |
| Overall Revenue % Increase (1) | 3.40% | |
| <u>Base Rates (2):</u> | <u>Existing Rates</u> | <u>Proposed Rates</u> |
| Monthly 5/8 inch Meter Customer Charge | \$ 25.82 | \$ 26.70 |
| Monthly Volumetric Charge based on Usage (2) | \$ 36.75 | \$ 37.99 |
| Total Average Single Family Residential Monthly Bill | \$ 62.57 | \$ 64.69 |
| <u>Customer Impact from New Rates:</u> | | |
| Increase to the Total Average Single Family Residential Base Monthly Bill | \$ 2.13 | |

Notes:

- (1) Per Schedule 9 of the 1604.08 schedules the effective rate increase for a GM customer is 3.40%
- (2) Base Volumetric Charge per CCF \$ 6.83 granted in DW20-153
Average Single Family Residential Monthly Usage (CCF) during the test year 5.38
- (3) Exclusive of other revenues

Pittsfield Aqueduct Company
Schedule A
Computation of Revenue Deficiency
For The Twelve Months Ended December 31, 2022

Schedule A

| | 12 Months Ending 12/31/22 | PRO FORMA Adjustments to 2022 Test Year | PRO FORMA 12 Months Ending 12/31/22 | Perm Rate PRO FORMA Adjustments based on FIVE YEAR AVE | Perm Rate Based on Five Year Ave |
|--|------------------------------|---|---|--|-------------------------------------|
| City Bond Fixed Revenue Requirement (CBFRR) | \$ 147,539 (1) | \$ - | \$ 147,539 | \$ - | \$ 147,539 |
| Operating Expense (OE) | 663,925 (2) | (34,023) | 629,902 | (79) (6) | 629,824 |
| Less Non Material Operating Expenses | 5,131 | | 5,131 | | 5,131 |
| Less Amortization Expense | <u>2,201</u> | - | <u>2,201</u> | - | <u>2,201</u> |
| OE's subject to Material Operating Expense Factor (MOEF) | 656,594 | (34,023) (4) | 622,571 | (79) | 622,492 |
| Material Operating Expense Factor (MOEF) | <u>1,000</u> | | <u>1,076</u> | | <u>1,076</u> |
| Material Operating Expense Revenue Requirement (MOERR) | \$ 656,594 | | \$ 669,886 | | \$ 669,801 |
| Non Material Operating Expenses | \$ 5,131 | \$ - | \$ 5,131 | \$ - | \$ 5,131 |
| Amortization Operating Expenses | <u>2,201</u> | - | <u>2,201</u> | \$ - | <u>2,201</u> |
| Total Operating Expenses | \$ 663,925 | \$ - | \$ 677,218 | \$ - | \$ 677,133 |
| Debt Service Expense | \$ 67,365 (3) | \$ 35 | \$ 67,400 (5) | \$ - | \$ 67,400 |
| Principal and Interest Coverage Requirement | 1.10 | | 1.10 | - | 1.10 |
| Total Debt Service Expense including the .01 DSRR | <u>\$ 74,101</u> | <u>\$ -</u> | <u>\$ 74,140</u> | <u>\$ -</u> | <u>\$ 74,140</u> |
| Required Total Revenue Requirement | \$ 885,565 | \$ - | \$ 898,896 | \$ - | \$ 898,812 |
| (Credit)/ Debit for refill of RSF accounts to imprest levels | | \$ (3,784) | \$ (3,784) | | \$ (3,873) |
| Less Other Operating Revenues | <u>\$ 2,528</u> | <u>\$ -</u> | <u>\$ 2,528</u> | <u>\$ -</u> | <u>\$ 2,528</u> |
| Revenues required from Customer Classes | \$ 883,038 | \$ - | \$ 892,585 | \$ - | \$ 892,412 |
| Total Current Revenues, exclusive of other revenues | \$ 866,609 | \$ - | \$ 866,609 | \$ (3,511) (7) | \$ 863,098 |
| Proposed Effective Percent Customer Class Revenue Increase | 1.90% | | 3.00% | | 3.40% |

Notes:

- (1) The CBFRR includes the revenues necessary to repay the City Bond per 1604.06 Sch 1 Attach A Pg 2
- (2) Operating Expense Revenue requirement is the sum of the Total Operating Expenses, Property Tax Expense, and Amortization Expense from 1604.06 Sch 1
- (3) Annual Principal and Interest payments for debt associated with all plant in service as of 12/31/2022 per 1604.08, Schedule 5
- (4) 2022 Test Year Proforma per 1604.06 Sch 1
- (5) Annual Principal and Interest payments for repayment of intercompany debt as of 12/31/2022 per 1604.08, Schedule 5
- (6) Reduction in operating expense associated with 5 yr. ave. per 1604.06, Schedule 1, Attach B
- (6) Reduction in water Sales associated with 5 yr. ave. per 1604.06, Schedule 1, Attach A, Page 1

Pittsfield Aqueduct Company
Overall Rate of Return
 For the Twelve Months Ended December 31, 2022

Rate of Return - Sch 1A

| <u>Capital Component</u> | <u>Amount</u> | <u>Ratio</u> | <u>Rate</u> | Average Cost Rate |
|-------------------------------|----------------------------|-----------------------|-------------|-------------------------|
| Long-term Debt | \$ 2,263,791 | 76.85% | 3.13% | (2) 2.41% |
| Intercompany Debt (3) | \$ 281,685 | 9.56% | 3.31% | 0.32% |
| Preferred Stock | \$ - | 0.00% | 0.00% | 0.00% |
| Common Equity | <u>\$ 400,158</u> | <u>13.58%</u> | 6.12% | (1) <u>0.83%</u> |
| Overall Rate of Return | <u><u>\$ 2,945,634</u></u> | <u><u>100.00%</u></u> | | <u><u>3.56%</u></u> |

Notes:

(1) The return on equity based on Order 25,292 in DW 11-026 is as follows:

| | |
|-------------------------------------|--------------|
| Average 2022 30 year Treasury bonds | 3.12% |
| Plus 3.0% | <u>3.00%</u> |
| Total | <u>6.12%</u> |

(2) Per Order 25,230 in DW 10-091, the interest rate as reflected on Schedules 5 is calculated on debt net of debt issuance costs

PITTSFIELD AQUEDUCT COMPANY
 OPERATING INCOME STATEMENT
 For the Twelve Months Ended December 31, 2022

Schedule 1

| | Account Number | TWELVE MONTHS 12/31/22 | PRO FORMA Adjustments to Test Year | PRO FORMA 12 MONTHS 12/31/22 | PRO FORMA Adjustments based on Five Year Ave | Perm Rate Based on Five Year Ave | TWELVE MONTHS 12/31/21 | TWELVE MONTHS 12/31/20 | TWELVE MONTHS 12/31/19 |
|--|----------------|------------------------|------------------------------------|------------------------------|--|----------------------------------|------------------------|------------------------|------------------------|
| Water Sales | 460 to 462 | \$ 866,609 | \$ - | \$ 866,609 | \$ (3,511) (9) | \$ 863,098 | \$ 806,668 | \$ 805,874 | \$ 771,874 |
| Other Operating Revenue | 471 | 2,528 | 886 | 3,414 | | 3,414 | 3,189 | 1,961 | 2,663 |
| Total Revenues | | 869,137 | 886 | 870,023 | (3,511) - | 866,512 | 809,857 | 807,835 | 774,537 |
| Operating Expenses | | | | | | | | | |
| Production Expenses | 601 to 652 | 160,074 | 1,707 (1) | 161,781 | (79) (10) | 161,702 | 152,533 | 158,864 | 131,316 |
| Transmission & Distribution Expenses | 660 to 678 | 104,608 | 2,881 (2) | 107,489 | - | 107,489 | 107,517 | 66,438 | 61,179 |
| Customer Acct & Collection Exp | 902 to 904 | 12,950 | - (3) | 12,950 | | 12,950 | 16,659 | 11,602 | 15,594 |
| Administrative & General Expense | 920 to 950 | 21,374 | 1,945 (4) | 23,319 | | 23,319 | 15,870 | 13,542 | 26,789 |
| Admin & General Non Material Operating Expense | 920 to 950 | 5,131 | - | 5,131 | | 5,131 | 237 | | |
| Inter Div Management Fee | 930 | 206,718 | (4,201) (5) | 202,517 | | 202,517 | 202,498 | 193,282 | 174,537 |
| Amortization Expense | 407 | 2,201 | - (6) | 2,201 | | 2,201 | 4,274 | 3,271 | 3,086 |
| Property Taxes | 408.1 | 118,309 | (5,185) (7) | 113,124 | | 113,124 | 125,321 | 166,849 | 188,950 |
| Income Tax | 409 to 410 | 32,561 | (31,170) (8) | 1,391 | - | 1,391 | 2,285 | 22,824 | 13,529 |
| Total Operating Expense | | 663,925 | (34,023) | 629,902 | (79) | 629,824 | 627,195 | 636,672 | 614,981 |
| | | \$ - | | | | | | | |

Notes:

- (1) adjust production expenses for personnel and salary increases and electricity per Schedule 1, Attachment B
- (2) adjust distribution expenses for personnel and salary increases per Schedule 1, Attachment C
- (3) adjust for customer account and collection costs per Schedule 1, Attachment D
- (4) adjust for Admin & General expenses per Schedule 1, Attachment E
- (5) adjust Management Fees Schedule 1 Attachment F
- (6) adjust amortization expenses for additions/deletions and eliminations to deferred charges per Schedule 1, Attachment H
- (7) adjust property taxes for additions/deletions to plant assets and valuation adjustment per Schedule 1, Attachment G
- (8) reflect income tax effect on proforma adjustments calculated per Schedule 1, Attachment J
- (9) normalize test year revenues to reflect 5 Year Avg sales per Schedule 1C
- (10) normalize test year production expenses to reflect of the 5 Year Avg per Schedule 1, Attachment B

Pittsfield Aqueduct Company
Pro Forma Adjustment Income or Expense
Total Revenues
For the Twelve Months Ended December 31, 2022

Schedule 1
Attachment A
Page 1

I. Water Sales

A. Adjust PAC test year rates to impact of 5 year average on volumetric sales
 for all volumtetic customers per Sch 1C \$ (3,511)

Therefore: \$ (3,511)

Five Year Average Revenue Pro Forma - \$ (3,511)

II. Other Operating Revenues

A. Increase in PAC Misc Fees Revenue

Based on 2022 activity for each fee and difference between existing Misc. Fees and proposed Misc. Fees.
 See 1604.06 Tab "Misc Fee Impact"

Therefore: \$ 886

Misc Fees Consolidated Pro Forma - \$ 886

Pinefield Appliance Company
PRO FORMA Adjustments to Revenue Requirement
Calculation of PAC's share of City Bond Fixed Revenue Requirement

Schedule 1
Attachment A
Page 2

Revenue

1. To recognize adjustment of fixed annual revenue requirement to meet City Bond obligations:

| | | |
|---|-----------|--------------------|
| Total City Bond | \$ | 15437000 |
| Bond Interest Rate | | 4.00% |
| Bond Period | | 30 yrs |
| Total City Bond | \$ | 15437000 |
| Less Rate Substitution Item | | <u>11,000,000</u> |
| Amount of City Bond to be provided through CHRR | \$ | 4,437,000 |
| PAC Share of CHRR | | 1.00% |
| PAC Pro rata share | | <u>\$2,423,514</u> |
| Add back PAC Pro Rata Share of Rate Substitution Recovery | | <u>1,000,000</u> |
| Total PAC Pro Rata Share for CHRR/MARA | \$ | 3,423,514 |
| Bond Interest Rate | | 4.00% |
| Bond Period | | 30 yrs |
| PAC CHRR Revenue Requirement | \$ | 147,429 |

Notes:

| | | |
|--|----|-------------------|
| Asset/Equity/Debt | | |
| PW & Southwood Equity (12/31/2011) (2) | \$ | 56,442,275 |
| PEU Equity (12/31/2011) | \$ | 6,549,063 |
| PAC Equity (12/31/2011) | \$ | <u>1,066,953</u> |
| | \$ | <u>64,058,291</u> |

3. Calculation of RSP Percentages based on Revenue requirements from DWR 13-126, 13-128 and 13-130

| | | |
|----------------------------------|--------------|-------------------------------------|
| RSP amount funded by City Bond | \$ | 1000000 |
| PW Revenue Requirement | \$27,089,214 | per DWR 13-130 Settlement Agreement |
| PEU Revenue Requirement | \$6,015,261 | per DWR 13-128 Settlement Agreement |
| PAC Revenue Requirement | \$745,186 | per DWR 13-128 Settlement Agreement |
| PAC Share of RSP as a percentage | | 2.31% |
| PAC Share of RSP in \$ | \$ | 100,000 |

(2) Consists of Equity as of 12/31/2011 as follows:

| | | |
|--------------|-----------|--------------------------|
| PW | \$ | 54,396,626 |
| Southwood | \$ | 2,045,649 |
| Total | \$ | <u>56,442,275</u> |

I. DEFERRED DEBIT/CREDIT to/from RSF ACCOUNTS

A.

| | <u>1/1/22</u> |
|--|---------------|
| City Bond Fixed Revenue Requirement | \$ 13,000 |
| Material Operating Expense Revenue Requirement | \$ 81,000 |
| 1.0 Debt Service Revenue Requirement | \$ 6,000 |
| Totals | \$ 100,000 |

| | <u>2022</u> |
|-------------------------------------|-------------|
| Combined RSF overfill/(Shortfall) - | \$ 11,353 |
| Amortize Deferred Debit/.credit - | \$ 3,784 |

2022 REVENUES BY REVENUE REQUIREMENT

| | <u>2022 Revenues</u> <u>(Actual)(9)</u> |
|---|--|
| City Bond Fixed Revenue Requirement - | \$ 156,218 |
| Material Operating Expenses Revenue Requirement - | \$ 625,020 |
| Non Material Operating Expense Requirement (3) - | \$ 9,522 |
| 1.0 Debt Service Revenue Requirement - | \$ 71,251 |
| 0.1 Debt Service Revenue Requirement (5) - | \$ 7,125 |
| Total Revenues - | \$ 869,137 |

Notes:

- (1) CBFRR Revenues as a percentage of water sales per DW20-153
- (2) MOERR Revenues as a percentage of water sales per DW20-153
- (3) NOERR Revenues as a percentage of water sales (exclusive of QCPAC) per DW20-153
- (4) 1.0 DSRR Revenues as a percentage of water sales (exclusive of QCPAC) per DW20-153
- (5) 0.1 DSRR Revenues as a percentage of water sales (exclusive of QCPAC) per DW20-153
- (6) Total Operating Expenses less Non material operating expenses of \$ 5,131
- (7) Income Taxes proformed out of Material Operating Expenses.
- (8) 2022 Principal and Interest Payments per 1604.08 Schedule 5
- (9) 2022 Revenue split based on DW20-153 percentages
- (10) Projected 2023 Revenues based on YTD revenues projected to year end \$ 818,969
- (11) Projected 2023 Operating Expenses less Non material operating expenses - based on 10 months of Actual Y

Pittsfield Aqueduct Company
PRO FORMA Adjustments To Rate Stabilization Fund Accounts
RSF Balance Calculations
For the Twelve Months Ended December 31, 2022
Extended through 12/31/2023

| 2022 Revenues | 2022 Expenses | 12/31/2022 RSF Balances | Recommended Balances per DW20-153 |
|-------------------|--------------------|-------------------------|-----------------------------------|
| \$ 156,218 (1) | \$ 147,539 | \$ 21,679 | \$ 13,000 |
| \$ 625,020 (2) | \$ 626,233 (6) (7) | \$ 79,787 | \$ 81,000 |
| \$ 71,251 (4) | \$ 67,365 (8) | \$ 9,887 | \$ 6,000 |
| <u>\$ 852,490</u> | <u>\$ 841,137</u> | <u>\$ 111,353</u> | <u>\$ 100,000</u> |

2023

| | |
|-----------|---|
| \$ 11,618 | Projected combined RSF overfill/(shortfall) based on current rate making |
| \$ 3,873 | and target RSF balances based on DW20-153 MOES concept. RSF to be filled with |

2023 Revenues
(based on 5 year average)(10)

| |
|-------------------|
| \$ 147,201 |
| \$ 588,944 |
| \$ 8,972 |
| \$ 67,139 |
| \$ 6,714 |
| <u>\$ 818,969</u> |

17.97%

71.91%

1.10%

8.20%

0.82%

per Sch 1 Attach I

"TD expenses plus 2 months of budget \$ 580,700

Schedule 1
Attachment A3

| 2023 Proforma Revenues | 2023 Proforma Expenses | 2023 Projected RSF Balances |
|-----------------------------------|-----------------------------------|--|
| \$ 147,201 | \$ 147,539 | \$ 21,342 |
| \$ 588,944 | \$ 580,700 | \$ 88,031 |
| \$ 67,139 | \$ 74,780 | \$ 2,246 |
| \$ 803,283 | \$ 803,018 | \$ 111,618 |

1 0.1 DSRR Funds

0.00%

Pittsfield Aqueduct Company
 Pro Forma Adjustment Income or Expense
 Production Expenses
 For the Twelve Months Ended December 31, 2022

Schedule 1
 Attachment B

I. Union Contract

A. In 2021, the Company signed a three year contract with the United Steelworkers Union which called for a 3.00% increase 1/1/2023.
 To calculate the pro forma adjustments for Production union payroll, the payroll data was extracted from the work order detail report for the year 2022. (See Schedule 1B)

| | | | |
|----------|----------------------------------|----------|--|
| | Wage increase granted on 01/1/23 | 947 | |
| Benefits | 63.74% | 604 | |
| | | \$ 1,551 | |

Therefore:

| Test Year Proformas | Proformas based on 5 Year Ave. |
|------------------------|-----------------------------------|
| \$ 1,551 | |

II. Operating and Maintenance Expenses:

B. During 2023, the Company negotiated a new electricity supply charge rate (per kilowatt hour) effective December 1, 2023 for G and GV Accounts
 The calculation of the pro forma adjustment is as follows:

| 2022 Total KWH | 2022 Purchased Power Total \$\$ | 2022 Supply Rate | 2023 Supply Rate | Increase |
|----------------|------------------------------------|------------------|------------------|----------|
| 31,192 | \$ 6,181 | \$ 0.09100 | \$ 0.09599 | \$ 156 |

Therefore:

\$ 156

C. Adjustment to Electric supply charge associated with 5 Year Average Flows

| 2022 Total KWH | % Change from 2022 TY to 5 Yr Ave. | Change in KWH | 2023 KWH Rate | Change in Electric Supply Costs |
|----------------|--|---------------|---------------|------------------------------------|
| 31,192 | -2.63% | (819) | 0.09599 | \$ (79) |

Therefore:

\$ (79)

TOTAL PRODUCTION EXPENSES PRO FORMA:

| | |
|----------|---------|
| \$ 1,707 | \$ (79) |
|----------|---------|

Pittsfield Aqueduct Company
Pro Forma Adjustment Income or Expense
Transmission and Distribution Expenses
For the Twelve Months Ended December 31, 2022

Schedule 1
Attachment C

I. Union Contract

A. In 2022, the Company signed a three year contract with the United Steelworkers Union which called for a 3.30% increase 1/1/2023.

To calculate the pro forma adjustments for Distribution union payroll, the payroll data was extracted from the work order detail report for the year 2022. (See Schedule Union 1B)

| | | | |
|----------|----------------------------------|----------|--|
| | Wage increase granted on 01/1/23 | 1,759 | |
| Benefits | 63.74% | 1,121 | |
| | | \$ 2,881 | |

Therefore:

\$ 2,881

TOTAL TRANSMISSION AND DISTRIBUTION EXPENSES PRO FORMA:

\$ 2,881

Pittsfield Aqueduct Company
Pro Forma Adjustment Income or Expense
Administrative and General Expense
For the Twelve Months Ended December 31, 2022

Schedule 1
Attachment E

I. Insurance¹

A. In 2023 the Company's insurance expense is increased.

The pro forma adjustment to reflect the increased costs is as follows:

| | |
|---------------------------------|------------------|
| 2022 Insurance Expense | \$ 15,017 |
| 2023 Budgeted Insurance Expense | <u>\$ 16,932</u> |
| | <u>\$ 1,915</u> |

Therefore: **\$ 1,915**

II. Regulatory Commission Expense¹

A. In 2023, the Company budgeted for a greater regulatory commission expense based on quarterly assessments YTD compared against . Based on the latest assessment, those billed in 2022.

| | |
|---------------------------------------|-----------------|
| 2022 Regulatory Expense | \$ 3,834 |
| 2023 NHPUC Budgeted Annual Assessment | <u>\$ 3,864</u> |
| Therefore: | <u>\$ 30</u> |

\$ 30

TOTAL ADMINISTRATIVE & GENERAL EXPENSE PRO FORMA: **\$ 1,945**

1. The expenses in these pro forma are Budgeted expenses in 2023. The Company proposes that these expenses be adjusted to actual 12/31/2023 expenses upon audit of those expenses.

I. Management Fee Allocated to Affiliates (Rule 160.01, Section 20)

A. In the next year, PWV adjusted compensation for non-union salary & wages that occurred on April 1, 2023 per Sch Non Union 1B. A portion of the increases will flow through the management fee (160401 Section 20) and be allocated to PMG, including benefits, as follows:

| | | | | |
|-----------------------------|---|--------|---------|---------|
| Non Union Payroll Pro Forma | | \$ | 105,900 | |
| Benefit Pro Forma | @ | 48.97% | \$ | 51,639 |
| Total Pro Forma | | | \$ | 157,539 |
| % Allocated to PMG | | 1.42% | \$ | 2,240 |
| Therefore: | | | \$ | 2,240 |

B. In 2023, the Company is expecting a decrease in pension expenses and health retirement plans based on actuarial valuation. The pro forma adjustment to reflect the decreased costs is as follows:

| | | | | |
|---|-------|------------|-----------|----------------|
| | | Health | Pension | |
| | | Retirement | Expense | |
| 2023 Budgeted Expense | | 209,428 | 1,403,976 | |
| 2022 Actual Expense | | 495,790 | 1,621,241 | |
| Decreased Expense | | \$ | (286,362) | \$ |
| % Allocated to PMG | 1.42% | \$ | (3,356) | \$ |
| Therefore: | | | \$ | (6,441) |
| TOTAL MANAGEMENT FEE EXPENSE PRO FORMA | | | \$ | <u>(4,201)</u> |

1. The expenses in these pro forma are based on Budgeted expenses in 2023. The Company proposes that these expenses be adjusted to actual 12/31/2023 expenses upon audit of those expenses.

Pittsfield Aqueduct Company
Pro Forma Adjustment Income or Expense
Property and Other Taxes Expense
For the Twelve Months Ended December 31, 2022

Schedule 1
Attachment G

I. PROPERTY TAXES

A. To reflect a pro forma property tax adjustment for the net change in property taxes for the Town of Pittsfield and the State of New Hampshire based on comparison of Test Year expenses paid versus Town of Pittsfield and the State of New Hampshire property taxes budgeted in 2023.

| | | |
|--|---------------|---------------------------|
| 2023 Budgeted State and Local Property Taxes ¹ | \$ | 113,124 |
| 2022 Test year State and Local Property Taxes - | \$ | 118,309 |
| Therefore: | \$ | (5,185) |
| TOTAL PROPERTY AND OTHER TAXES EXPENSE PRO FORMA: | \$ | <u>(5,185)</u> |

1. Per previous rate case settlements the final property tax proforma will reflect the actual property taxes paid in 2023

Pittsfield Aqueduct Company
 Non Material Operating Expenses as defined in DW17-128
 For the Twelve Months Ended December 31, 2022

Schedule 1
 Attachment I

| | | January | February | March | April | May | June | July | August | September | October | November | December | | 2022 Totals |
|---|--------------------------|---------|----------|-------|-------|------|------|-------|--------|-----------|---------|----------|----------|-----------|--------------|
| 921002 | #N/A | #N/A | #N/A | #N/A | #N/A | #N/A | #N/A | #N/A | #N/A | #N/A | #N/A | #N/A | #N/A | #N/A | #N/A |
| 921003 | #N/A | #N/A | #N/A | #N/A | #N/A | #N/A | #N/A | #N/A | #N/A | #N/A | #N/A | #N/A | #N/A | #N/A | #N/A |
| 921004 | #N/A | #N/A | #N/A | #N/A | #N/A | #N/A | #N/A | #N/A | #N/A | #N/A | #N/A | #N/A | #N/A | #N/A | #N/A |
| 923000 | OUTSIDE SERVICES | - | - | - | 448 | 82 | - | 1,076 | - | - | - | 1,809 | 1,200 | 4,615 | 4,615 |
| 926001 | #N/A | #N/A | #N/A | #N/A | #N/A | #N/A | #N/A | #N/A | #N/A | #N/A | #N/A | #N/A | #N/A | #N/A | #N/A |
| 926500 | #N/A | #N/A | #N/A | #N/A | #N/A | #N/A | #N/A | #N/A | #N/A | #N/A | #N/A | #N/A | #N/A | #N/A | #N/A |
| 926501 | #N/A | #N/A | #N/A | #N/A | #N/A | #N/A | #N/A | #N/A | #N/A | #N/A | #N/A | #N/A | #N/A | #N/A | #N/A |
| 926502 | #N/A | #N/A | #N/A | #N/A | #N/A | #N/A | #N/A | #N/A | #N/A | #N/A | #N/A | #N/A | #N/A | #N/A | #N/A |
| 926505 | #N/A | #N/A | #N/A | #N/A | #N/A | #N/A | #N/A | #N/A | #N/A | #N/A | #N/A | #N/A | #N/A | #N/A | #N/A |
| 926600 | #N/A | #N/A | #N/A | #N/A | #N/A | #N/A | #N/A | #N/A | #N/A | #N/A | #N/A | #N/A | #N/A | #N/A | #N/A |
| 926610 | #N/A | #N/A | #N/A | #N/A | #N/A | #N/A | #N/A | #N/A | #N/A | #N/A | #N/A | #N/A | #N/A | #N/A | #N/A |
| 930100 | #N/A | - | - | - | - | - | - | - | - | - | - | - | - | - | - |
| 930101 | #N/A | #N/A | #N/A | #N/A | #N/A | #N/A | #N/A | #N/A | #N/A | #N/A | #N/A | #N/A | #N/A | #N/A | #N/A |
| 930200 | PUBLIC RELATIONS | - | - | 23 | - | 383 | - | - | 76 | 18 | - | - | 16 | 516 | 516.25 |
| 930300 | MEALS | - | - | - | - | - | - | - | - | - | - | - | - | - | - |
| 930410 | CHARITABLE CONTRIBUTIONS | - | - | - | - | - | - | - | - | - | - | - | - | - | - |
| Total of Non RSF backed O&M Expenses - | | | | | | | | | | | | | | \$ | 5,131 |

Pittsfield Aqueduct Company
Pro Forma Adjustment Income or Expense
Income Taxes Account
Proposed Rate Making - Cash Income Taxes
For the Twelve Months Ended December 13, 2022

Schedule 1
Attach J

I. INCOME TAX EXPENSE

A. To reflect the pro forma adjustment to book basis income taxes versus actual tax payments made to Federal and State Governments in 2022

| Pittsfield Aqueduct Company Book Basis 2022 Federal and State Income Taxes | | | | |
|--|------------------|-----------------|-----------|-----------------|
| | 2022 Book | 2022 Actual Tax | | |
| | Basis (1) | Payments (2) | Proforma | |
| PROV/FED INC TAX/CURRENT | \$ - | \$ - | \$ | - |
| PROVS FOR NH BUS PRFTS TAX CUR | \$ - | \$ - | \$ | - |
| PROV/FED INC TAX/DEFERRED | \$ 24,749 | \$ - | \$ | (24,749) |
| PROV NH INCOME TAX DEFERRED | \$ 7,812 | \$ - | \$ | (7,812) |
| NH BUSINESS ENTERPRISE TAX | \$ - | \$ 1,391 | \$ | 1,391 |
| TOTALS | \$ 32,561 | \$ 1,391 | \$ | (31,170) |

Notes:

- (1) Taxes based on 2022 Profit and Loss Statement which reflects taxes calculated on PWW's book basis pretax income at the Federal and State statutory income tax basis
- (2) Cash payments made by to the Federal and State Governments based on 2022 Corporate Tax Returns based on PAC's share of PCP BET tax of 1.00% of the actual 2022 tax payment in the amount of \$ 139,066

Pennichuck Water Works, Inc.
Non Union Payroll Summary
PRO FORMA Adjustments
For the Twelve Months Ended December 31, 2022

Schedule 1B

| | Twelve Months Ending 12/31/22 | Actual Adjusted 2023 Non Union Salaries ¹ | Total Proformed Twelve Months 12/31/23 |
|-----------------------------------|----------------------------------|--|--|
| Production Non Union Salaries | \$ 780,949 | \$ 809,523 | \$ 28,574 |
| Distribution Non Union Salaries | \$ 519,798 | \$ 554,574 | \$ 34,776 |
| Engineering Salaries ² | \$ 1,032,344 | \$ 926,167 | \$ (106,176) |
| Officers & PWSC | \$ 685,422 | \$ 704,757 | \$ 19,335 |
| Accounting | \$ 761,030 | \$ 735,659 | \$ (25,371) |
| Information Systems | \$ 661,719 | \$ 693,837 | \$ 32,118 |
| Customer Service | \$ 1,356,839 | \$ 1,396,596 | \$ 39,756 |
| Administration | \$ 200,305 | \$ 283,193 | \$ 82,888 |
| Total Non Union Salaries | 5,998,406 | 6,104,306 | 105,900 |

Notes:

- (1) Projected 12/31/2023 Payroll based on April 2023 adjustments to pay based on 2080 hours per year, no OT.
- (2) Engineering Salaries are net of Capitalized wages
- (3) 12/31/2022 Payroll tied to 2022 PWW NHPUC report less adjustments per "Reconciliation of PR" below

Reconciliation to PWW 2022 Annual Report

| | |
|------------------------------------|---------------|
| PWW O&M Salaries and Wages - | \$ 8,587,756 |
| Add Recurring Union Construction - | \$ 909,177 |
| Add Capitalized Union Labor - | \$ 87,042 |
| Add PWW Jobbing - | \$ 85,673 |
| Add PWS Maintenance - | \$ 344,209 |
| Add PWS Jobbing - | \$ 65,209 |
| Add PAC Maintenance - | \$ 82,022 |
| Add PEU Maintenance - | \$ 792,801 |
| Total 2022 PWW Salaries - | \$ 10,953,890 |

Reconciliation per PWW 2022 TY rate filing

Pittsfield Aqueduct Company
PAYROLL SUMMARY
 Pro Forma Adjustments
 For the Twelve Months Ended December 31, 2022

Schedule Union 1B

| | Twelve Months Ending 12/31/22 | Wage Increase Effective 1/1/23 | | | Total Proforma for Payroll |
|----------------------------|--|-----------------------------------|---|---|----------------------------------|
| Production Labor Expense | \$ 28,708 | 3.30% | | | \$ 947 |
| Distribution Labor Expense | \$ 53,315 | 3.30% | | | \$ 1,759 |
| Total | \$ 82,022 | | - | - | \$ 2,707 |

Notes:

- 1 PAC union production labor from Sch 1B Support union and is based on
- 2 PAC union distribution labor from Sch 1B Support union and is based on

35% of PAC maintenance labor
 65% of PAC maintenance labor

Pittsfield Aqueduct Company
 Union Payroll
 For The Twelve Months Ended
 December 31, 2022

Schedule 1B Support Union

2022 Workorder Costs

| | Production | | Distribution | | Jobbing | | | Jobbing | | Jobbing | | Total | Updated |
|--------------------------------------|-------------------|---------------------|---------------------|-------------------|-------------------|-------------------|-------------------|-----------------|-------------------|-------------------|---------------------|---------------------|---------------|
| | PWW Capital | 070 WTP Maintenance | 080 OPS Maintenance | Fleet | PWW Jobbing | PWS Maintenance | PWS Jobbing | PAC Capital | PAC Maintenance | PEU Capital | PEU Maintenance | | |
| Labor | 66,896.97 | 719,671.66 | 1,344,595.08 | 129,257.18 | 85,672.98 | 344,209.09 | 65,209.24 | - | 82,022.40 | 20,145.39 | 792,801.05 | 3,650,481.04 | |
| Contractor Clearing | 221,461.01 | 1,284.09 | 544,197.46 | 178,648.05 | 38,501.60 | - | - | - | 30,896.10 | 237,092.50 | 54,525.34 | 1,306,606.15 | |
| Inventory: Pipes & Fittings | 127,940.04 | 1,583,217.89 | 99,485.25 | - | 32,029.50 | 930.54 | 17,212.07 | 1,598.47 | 3,916.03 | 69,774.98 | 102,073.40 | 2,038,178.17 | |
| Truck | 32,937.00 | 99,473.75 | 366,842.00 | 3,680.50 | 38,943.75 | 121,364.00 | 18,926.25 | - | 13,828.75 | 9,521.00 | 261,314.75 | 966,831.75 | |
| Backhoe | 9,160.75 | 1,071.00 | 17,466.75 | - | 9,666.75 | - | 548.25 | - | 1,479.75 | 2,316.75 | 9,590.25 | 50,300.25 | |
| Compressor | 114.00 | - | 6,838.50 | - | 503.50 | - | - | - | 94.00 | - | 1,027.00 | 8,577.00 | |
| Inspection Fees | - | - | - | - | 111,444.00 | - | - | - | - | - | - | 111,444.00 | |
| Overhead | 10,123.54 | - | - | - | 75,307.46 | - | - | 31.98 | - | 7,070.47 | - | 92,533.45 | |
| Labor Overhead | 48,681.95 | - | - | - | 93,825.76 | 249,637.09 | 49,392.02 | - | 59,479.74 | 14,688.87 | 576,054.08 | 1,091,739.51 | |
| Misc General Equipment | - | - | 5,700.00 | - | 20.00 | - | - | - | - | - | 1,073.00 | 6,793.00 | |
| Total Costs | 516,315.26 | 2,404,718.39 | 2,385,125.04 | 311,585.73 | 485,915.30 | 716,140.72 | 151,287.83 | 1,630.45 | 191,716.77 | 360,589.96 | 1,798,458.87 | 9,323,484.32 | |
| Total Costs w/o OH & CWIP | 284,730.71 | 2,403,434.30 | 1,840,927.58 | 132,937.68 | 372,106.24 | 716,140.72 | 151,287.83 | 1,598.47 | 160,820.67 | 116,426.99 | 1,743,933.53 | 7,924,344.72 | |
| % of Total | 5.54% | 25.79% | 25.58% | 3.34% | 5.21% | 7.68% | 1.62% | 0.02% | 2.06% | 3.87% | 19.29% | 100.00% | |
| % of Total w/o OH & CWIP | 3.59% | 30.33% | 23.23% | 1.68% | 4.70% | 9.04% | 1.91% | 0.02% | 2.03% | 1.47% | 22.01% | 100.00% | |
| Ovhd Allocable to Work Orders | 2,811,931 | | | | | | | | | | | | |
| Totals by Company: | | | | | | | | | | | | | |
| PWW | 155,719 | 725,255 | 719,346 | 93,973 | 146,550 | 215,986 | 45,628 | 492 | 57,821 | 108,753 | 542,409 | 1,840,843 | 65.5% |
| PEU | | | | | | | | | | | | 651,162 | 23.2% |
| PAC | | | | | | | | 492 | 57,821 | | | 58,313 | 2.1% |
| PWS | | | | | | 215,986 | 45,628 | | | | | 261,614 | 9.3% |
| Total Overhead | 155,179 | 725,255 | 719,346 | 93,973 | 146,550 | 215,986 | 45,628 | 492 | 57,821 | 108,753 | 542,409 | 2,811,932 | 100.0% |
| % Labor | 2.00% | 20.00% | 37.00% | 4.00% | 2.00% | 9.00% | 2.00% | 0.00% | 2.00% | 1.00% | 22.00% | 100.00% | |

Pittsfield Aqueduct Company
2022 Test Year Revenues and Pumpage PRO FORMA

Schedule 1C

| Revenue Type | 2022 Test Year Billed Revenues | 2022 TY Revenue Proformas based on Five Yr Ave ¹ | Proforma Rate Case 2022 TY Revenues based on Five Yr Ave |
|---|--------------------------------|---|--|
| Total PAC Volumetric Charges | \$ 425,571 | \$ (3,511) | \$ 422,060 |
| Total PAC Meter Charges (Fixed Fee) | \$ 225,115 | | \$ 225,115 |
| Total PAC Municipal Fire Protection Charges (Fixed Fee) | \$ 185,382 | | \$ 185,382 |
| Total PAC Private Fire Protection Charges (Fixed Fee) | \$ 30,541 | | \$ 30,541 |
| Total Billed 2022 PEU Revenues | \$ 866,609 | \$ (3,511) | \$ 863,098 |

| PAC Volumetric Sales and Pumpage in CCF's | | | | | | | | | |
|---|---------------------------|---------------------------|---------------------------|---------------------------|---------------------------|--|---|---|---|
| Revenue Type | 2018 Sales and production | 2019 Sales and production | 2020 Sales and Production | 2021 Sales and Production | 2022 Sales and Production | 2022 Volumetric Sales & Pumpage Proforma's (CCF) | Proformed Five Year Average 2022 Volumetric Sales & Pumpage | Actual Five Year Average Volumetric Sales & Pumpage | Proformed 2022 Volumetric Sales & Pumpage as a Percentage of 2022 |
| Total PAC volumetric sales (CCF) | 57,011 | 55,342 | 60,280 | 57,873 | 58,269 | (514) | 57,755 | 57,755 | -0.88% |
| PAC WTP production (CCF) | 61,037 | 58,667 | 71,991 | 63,890 | 66,066 | (1,735) | 64,330 | 64,330 | -2.63% |
| % Unaccounted for PAC | 6.6% | 5.7% | 16.3% | 9.4% | 11.8% | | | | |

Notes:

1. Revenues proformed to 5 year average consumption for volumetric charges only.

2022 PAC Volumetric Rate - \$ 6.83 per CCF

Pittsfield Aqueduct Company
BALANCE SHEET
ASSETS AND DEFERRED CHARGES
For the Twelve Months Ended December 31, 2022

Schedule 2

| | Account Number | 12/31/22 | 13 MONTH TEST YR AVERAGE | 12/31/21 | 12/31/20 |
|-----------------------------------|----------------|---------------------|--------------------------------|---------------------|---------------------|
| <u>PLANT ASSETS</u> | | | | | |
| Plant in Service | 301 to 348 | 4,679,933 | 4,680,211 | 4,678,098 | 4,683,968 |
| Work in process | 105 | - | - | - | - |
| Utility Plant | | 4,679,933 | 4,680,211 | 4,678,098 | 4,683,968 |
| Accumulated depreciation | 108 | 1,842,866 | 1,801,367 | 1,755,415 | 1,663,854 |
| Net Plant | | 2,837,066 | 2,878,845 | 2,922,683 | 3,020,114 |
| Net Acquisition Adjustment | 114 & 115 | - | - | - | - |
| Total Net Utility Plant | | 2,837,066 | 2,878,845 | 2,922,683 | 3,020,114 |
| <u>CURRENT ASSETS</u> | | | | | |
| Cash & Special Deposits | 131 & 133 | 72,265 | 59,366 | 15,919 | - |
| Accounts receivable-billed, net | 141 & 143 | 51,321 | 39,843 | 24,434 | 47,402 |
| Accounts receivable-unbilled, net | 173 | 87,674 | 99,167 | 83,888 | 74,443 |
| Accounts receivable-other | 142 | - | - | - | - |
| Materials & Supplies | 151 | - | - | - | - |
| Prepaid expenses | 162 | 1,779 | 159,489 | 44,466 | 1,733 |
| Prepaid property taxes | 163 & 236 | 16,499 | 11,284 | 26,619 | 22,641 |
| Prepaid taxes | 162.3 | - | - | - | - |
| | | 229,538 | 369,149 | 195,326 | 146,219 |
| <u>OTHER ASSETS</u> | | | | | |
| Debt issuance expenses | 181 | 18,961 | 19,335 | 19,709 | 20,457 |
| Other & Def Charges | 182,184,186 | 1,099,821 | 1,134,214 | 1,160,539 | 1,181,735 |
| | | 1,118,782 | 1,153,549 | 1,180,248 | 1,202,192 |
| TOTAL ASSETS | | \$ 4,185,387 | \$ 4,401,543 | \$ 4,298,257 | \$ 4,368,525 |
| | | - | - | - | - |
| | | \$ | 156,066 | | |

Pittsfield Aqueduct Company
BALANCE SHEET
EQUITY AND LIABILITIES
For the Twelve Months Ended December 31, 2022

Schedule 2A

| | Account Number | 12/31/22 | 13 MONTH TEST YR AVERAGE | 12/31/21 | 12/31/20 |
|---|-------------------|---------------------|--------------------------------|---------------------|---------------------|
| STOCKHOLDERS' EQUITY | | | | | |
| Common stock | 201 | 100 | 100 | 100 | 100 |
| Paid in capital | 211 | 1,514,557 | 1,534,087 | 1,641,505 | 1,766,566 |
| Retained earnings | 215 | (51,258) | (63,112) | (99,227) | (112,143) |
| | | <u>1,463,399</u> | <u>1,471,075</u> | <u>1,542,378</u> | <u>1,654,523</u> |
| LONG TERM DEBT | | | | | |
| Bonds, notes and mortgages | 221 | 1,194,109 | 1,210,157 | 1,226,052 | 160,471 |
| Intercompany advances | 223 | 309,408 | 493,920 | 296,520 | 1,291,885 |
| Other Long Term Debt | 224 | - | - | - | - |
| CURRENT LIABILITIES | | | | | |
| Accounts payable | 231 | 11,489 | 8,605 | 3,977 | 13,667 |
| Accrued property taxes | 236 | - | - | - | - |
| Accrued interest payable | 237 | - | - | - | - |
| Other accrued expenses | 241 | 767 | 954 | 1,079 | 2,940 |
| Income taxes payable | 236 | - | - | - | - |
| Customer deposits & other | 235 | - | - | - | - |
| | | <u>12,256</u> | <u>9,559</u> | <u>5,056</u> | <u>16,607</u> |
| OTHER LIABILITIES AND DEFERRED CREDITS | | | | | |
| Deferred Income Tax | 282 | 624,328 | 623,451 | 623,378 | 617,180 |
| Customer advances | 252 | - | - | - | - |
| CIAC, net | 271 & 272 | 581,887 | 593,381 | 604,874 | 627,859 |
| Other long term liabilities | | - | - | - | - |
| | | <u>1,206,215</u> | <u>1,216,832</u> | <u>1,228,252</u> | <u>1,245,039</u> |
| TOTAL EQUITY AND LIABILITIES | | \$ 4,185,387 | \$ 4,401,543 | \$ 4,298,257 | \$ 4,368,525 |
| | | 4,461,150 | 4,518,701 | 4,612,040 | 4,720,155 |
| | | \$ (275,764) | \$ (117,159) | \$ (313,783) | \$ (351,630) |
| | | \$ (137,881.79) | | | |
| | | \$ - | | | |
| | | | - | - | |

Pittsfield Aqueduct Company
ACCUMULATED DEPRECIATION
For The Twelve Months Ended December 31, 2021-2022

Schedule 2 Attach A

| ACCOUNT CLASSIFICATION | Asset Account Number | 12/31/22 | 12/31/21 |
|--|----------------------|----------------------------|----------------------------|
| Structures | 301 | \$ 672,046 | \$ 555,151 |
| Land | 303 | - | - |
| Pumping and Distribution Equipment | 304 to 310 | 58,176 | 37,664 |
| Transmission and Distribution Mains | 311 to 320 | 1,151,806 | 968,874 |
| Services | 331 | 98,838 | 81,531 |
| Meters | 333 | 87,422 | 77,319 |
| Hydrants | 334 | 54,941 | 43,810 |
| Intangible Plant | 335 | 75,551 | 60,440 |
| Other Equipment | 339 to 348 | 90,222 | 81,258 |
| TOTAL | | <u>\$ 2,289,001</u> | <u>\$ 1,906,047</u> |
| Accumulated Depreciation - Loss | | \$ (201,645) | \$ (197,504) |
| Accumulated Depreciation - Cost of Removal | | <u>\$ (244,489)</u> | <u>\$ (244,326)</u> |
| GRAND TOTAL | | <u>\$ 1,842,866</u> | <u>\$ 1,464,217</u> |

| | | | |
|---|---------------|---------------------|--|
| Accum Depr - Plant in Service | | | |
| Per BNA (includes Lshld Impvmnts) | \$ 2,289,001 | \$ 1,906,047 | |
| Per Consolidating FS | 2,289,001 | 2,197,245 | |
| Plus Lshld Imprvmnts | - | - | |
| Plus Intangible Plant | - | - | |
| Variance due to fixed asset software conversion | - | - | |
| Diff in Open Bal Acq Adj | - | - | |
| Difference | <u>\$ (0)</u> | <u>\$ (291,198)</u> | |

| | | <u>2021</u> | <u>2022</u> |
|--------|---|---------------------------|---------------------------|
| 108001 | ACCUM DEPREC: COST OF REM -P | 244,326.41 | 244,489.46 |
| 108002 | ACCUM DEPRECIATION: LOSS -PA | 197,503.87 | 201,645.08 |
| | Variance due to fixed asset software conversion | - | - |
| 108000 | ACCUMULATED DEPRECIATION: | <u>(2,197,244.98)</u> | <u>(2,289,000.95)</u> |
| | | <u>(1,755,415)</u> | <u>(1,842,866)</u> |
| | | 1,464,217 | 1,842,866 |
| | | (291,198) | - |

Pittsfield Aqueduct Company
 Depreciation Expense [Depreciation]
 GAAP
 For the Period January 1, 2019 to December 31, 2022
 All Assets

Schedule 2 Attach A Support

| Asset GL Acct # | Book Cost | Depr & AFYD This Period | Beginning Accum Depr | Current Depr & AFYD | Net Sec 179/Sec 179A | Net Additions/Deletions | Ending Accum Depr |
|-------------------------|---------------------|-------------------------|----------------------|---------------------|----------------------|-------------------------|---------------------|
| Intangible Plant | | | | | | | |
| 301000-6000-001 | 75,550.65 | 3,777.54 | 71,773.11 | 3,777.54 | 0.00 | 0.00 | 75,550.65 |
| | 75,550.65 | 3,777.54 | 71,773.11 | 3,777.54 | - | - | 75,550.65 |
| Land | | | | | | | |
| 303100-6000-001 | 44,180.00 | 0.00 | 0.00 | 0.00 | 0.00 | 0.00 | 0.00 |
| 303300-6000-001 | 16,153.19 | 0.00 | 0.00 | 0.00 | 0.00 | 0.00 | 0.00 |
| | 60,333.19 | - | - | - | - | - | - |
| Structures | | | | | | | |
| 304100-6000-001 | 71,250.05 | 1,875.00 | 32,962.47 | 1,875.00 | 0.00 | 0.00 | 34,837.47 |
| 304700-6000-001 | 1,080.00 | 33.96 | 322.51 | 33.96 | 0.00 | 0.00 | 356.47 |
| 304800-6000-001 | 935,230.12 | 19,118.10 | 509,940.61 | 19,118.10 | 0.00 | 0.00 | 529,058.71 |
| 305000-6000-001 | 137,331.46 | 2,459.96 | 27,881.12 | 2,459.96 | 0.00 | 0.00 | 30,341.08 |
| 306000-6000-001 | 38,270.60 | 846.72 | 11,944.47 | 846.72 | 0.00 | 0.00 | 12,791.19 |
| 309000-6000-001 | 309,352.72 | 4,890.06 | 68,770.63 | 4,890.06 | 0.00 | 0.00 | 73,660.69 |
| | 1,492,523.95 | 29,223.80 | 642,821.77 | 29,223.80 | - | - | 672,045.57 |
| Pump/Dist Equip | | | | | | | |
| 310000-6000-001 | 55,407.06 | 2,662.44 | 24,789.49 | 2,662.44 | 0.00 | 0.00 | 27,451.93 |
| 311200-6000-001 | 1,653.09 | 70.59 | 998.35 | 70.59 | 0.00 | 0.00 | 1,068.94 |
| 311210-6000-001 | 13,870.94 | 609.42 | 3,625.17 | 609.42 | 0.00 | 29.03 | 4,234.59 |
| 320200-6000-001 | 17,042.89 | 563.62 | 4,808.28 | 563.62 | 0.00 | 0.00 | 5,373.90 |
| 320310-6000-001 | 41,963.48 | 1,391.46 | 18,655.52 | 1,391.46 | 0.00 | 0.00 | 20,046.98 |
| | 129,935.46 | 5,299.53 | 52,876.81 | 5,299.53 | - | 29.03 | 58,176.34 |
| Trans/Dist Mains | | | | | | | |
| 331000-6000-001 | 5,000.00 | 122.64 | 2,201.44 | 122.64 | 0.00 | 0.00 | 2,324.08 |
| 331001-6000-001 | 3,788.88 | 77.16 | 1,426.86 | 77.16 | 0.00 | 0.00 | 1,504.02 |
| 331002-6000-001 | 124,768.30 | 3,215.28 | 24,014.87 | 3,215.28 | 0.00 | 0.00 | 27,230.15 |
| 331003-6000-001 | 2,333.21 | 68.58 | 1,200.63 | 68.58 | 0.00 | 0.00 | 1,269.21 |
| 331100-6000-001 | 603,751.20 | 10,322.28 | 132,970.00 | 10,322.28 | 0.00 | 27.75 | 143,292.26 |
| 331150-6000-001 | 316,754.00 | 4,763.08 | 111,027.42 | 4,763.08 | 0.00 | 0.00 | 115,790.50 |
| 331200-6000-001 | 216.00 | 5.94 | 68.51 | 5.94 | 0.00 | 0.00 | 74.45 |
| 331250-6000-001 | 9,998.74 | 301.50 | 3,482.45 | 301.50 | 0.00 | 0.00 | 3,783.95 |
| 331251-6000-001 | 103,858.57 | 2,902.14 | 19,007.81 | 2,902.14 | 0.00 | 0.00 | 21,909.95 |
| 331252-6000-001 | 284.49 | 6.60 | 112.84 | 6.60 | 0.00 | 0.00 | 119.44 |
| 331400-6000-001 | 803,338.48 | 13,800.80 | 621,541.41 | 13,800.80 | 0.00 | 0.00 | 635,342.21 |
| 331401-6000-001 | 390,250.50 | 7,242.92 | 189,881.11 | 7,242.92 | 0.00 | 0.00 | 197,124.03 |
| | 2,368,831.37 | 44,870.92 | 1,066,935.35 | 44,870.92 | - | 27.75 | 1,111,806.27 |
| Services | | | | | | | |
| 333004-6000-001 | 3,700.02 | 92.04 | 913.78 | 92.04 | 0.00 | 0.00 | 1,005.82 |
| 333100-6000-001 | 117,207.78 | 2,579.04 | 70,481.25 | 2,579.04 | 0.00 | 0.00 | 73,060.29 |
| 333200-6000-001 | 67,128.44 | 1,630.50 | 23,141.36 | 1,630.50 | 0.00 | 0.00 | 24,771.86 |
| | 188,036.24 | 4,301.58 | 94,536.39 | 4,301.58 | - | - | 98,837.97 |
| Meters | | | | | | | |
| 334000-6000-001 | 84,349.96 | 3,834.87 | 52,100.83 | 3,834.87 | 0.00 | 1,182.20 | 55,798.99 |
| 334100-6000-001 | 56,170.15 | 819.49 | 51,090.89 | 819.49 | 0.00 | -89.33 | 51,220.96 |
| | 140,520.09 | 4,654.36 | 83,791.72 | 4,654.36 | - | 1,092.85 | 97,421.94 |
| Hydrants | | | | | | | |
| 335000-6000-001 | 79,503.27 | 1,842.37 | 39,797.98 | 1,842.37 | 0.00 | 0.00 | 41,640.35 |
| 335005-6000-001 | 184.00 | 4.20 | 63.72 | 4.20 | 0.00 | 0.00 | 67.92 |
| 335100-6000-001 | 25,375.00 | 675.24 | 12,557.18 | 675.24 | 0.00 | 0.00 | 13,232.42 |
| | 105,062.27 | 2,521.81 | 52,418.88 | 2,521.81 | - | - | 54,940.69 |
| Other Equipment | | | | | | | |
| 339000-6000-001 | 1,493.00 | 13.68 | 1,296.05 | 13.68 | 0.00 | 0.00 | 1,309.73 |
| 340000-6000-001 | 9,687.95 | 0.00 | 9,687.95 | 0.00 | 0.00 | 0.00 | 9,687.95 |
| 340000-6000-001 | 31,159.42 | 1,402.26 | 19,882.64 | 1,402.26 | 0.00 | 0.00 | 21,284.90 |
| 340000-6000-001 | 30,662.09 | 1,644.06 | 19,373.38 | 1,644.06 | 0.00 | 742.16 | 15,716.34 |
| 347110-6000-001 | 24,555.64 | 0.00 | 24,555.64 | 0.00 | 0.00 | 0.00 | 24,555.64 |
| 348000-6000-001 | 19,774.54 | 371.67 | 17,295.29 | 371.67 | 0.00 | 0.00 | 17,666.96 |
| | 173,334.64 | 3,431.67 | 92,090.95 | 3,431.67 | - | 742.16 | 90,221.52 |
| | 4,678,127.86 | 98,081.21 | 2,197,244.98 | 98,081.21 | - | 1,891.79 | 2,289,000.95 |

Pittsfield Aqueduct Company
OTHER DEFERRED CHARGES - OTHER ASSETS
For the Twelve Months Ended December 31, 2022

Schedule 2
Attachment C

| ACCOUNT # | DESCRIPTION | 12/31/22 | 12/31/21 | 12/31/20 | EXPLANATION |
|-----------|--------------------------------|------------------|------------------|------------------|-------------|
| 186100 | ACQUISITION PREMIUM - MARA | 1,077,239 | 1,114,632 | 1,150,930 | |
| 186240 | SARBANES-OXLEY | - | - | - | Note 1 |
| 186245 | TILTON HILL ROAD MAIN BREAK | - | - | - | |
| 186255 | MAIN BREAK - OCTOBER 2003 | - | - | - | |
| 186260 | SOUTH MAIN LEAK RESEARCH | - | - | - | |
| 186265 | ABATEMENT | - | - | - | |
| 186300 | GRANT APPLICATION - 2008 | - | - | - | |
| 186350 | LOUDON RD MAIN BREAK | - | - | - | |
| 186360 | FAIRVIEW ROAD MAIN BREAK | - | - | - | |
| 186380 | RATE CASE EXPENSE: 2007 | - | - | - | |
| 186385 | 2010 DEFERRED RATE CASE EXP | - | - | - | |
| 186390 | RATE CASE EXPENSE: 2012 | - | - | - | |
| 186450 | CONCORD HILL ROAD SERVICE REPR | - | - | - | |
| 186650 | EMINENT DOMAIN | 3,669 | 3,669 | 3,669 | |
| 186675 | WEB SITE UPGRADE 2006 | - | - | - | |
| 186680 | WEB-SITE UPGRADE 2011 | - | - | - | |
| 186285 | BERRY POND BATHYMETRIC SURVEY | - | - | 2,073 | |
| 186698 | BERRY POND BATHYMETRIC SURVEY | - | - | - | |
| 186998 | EMINENT DOMAIN ALLOWANCE | (3,669) | (3,669) | (3,669) | |
| | TOTAL 186 | 1,077,239 | 1,114,632 | 1,153,003 | |

Notes:

- (1) Order 25,292 (DW 11-026) approved the establishment and amortization of the regulatory asset known as the MARA for the Company. MARA is treated as an Equity-Related Item that is removed for the traditional ratemaking process and is subject to recovery only through the CBFRR.

Pittsfield Aqueduct Company
Net Book Value [Amortization]
For the Period January 1, 2022 to December 31, 2022
Deferred Assets Additions
GAAP

Schedule 2 Attach B Pg 1

| Asset ID | ASSET BALANCES | | | | AMORTIZATION | | | | | | Full Year Amort | Pro Forma Adjustment (U) | Adjusted Book Value |
|--|----------------|-------------|-------------|-------------|--------------|-------------|----------------|-------------|--------------|----------------|--------------------|-----------------------------|------------------------|
| | Beginning | Additions | Deletions | Ending | Beg. Balance | Amort. Exp | Oth. Additions | Deletions | End. Balance | Net Book Value | | | |
| Asset GL Acct #: 184100-7000 Life Yr Mo: 0 yr 0 mo | 0.00 | 0.00 | 0.00 | 0.00 | 0.00 | 0.00 | 0.00 | 0.00 | 0.00 | 0.00 | | | |
| Subtotal: 184100-7000-001 | 0.00 | 0.00 | 0.00 | 0.00 | 0.00 | 0.00 | 0.00 | 0.00 | 0.00 | 0.00 | | | |
| Asset GL Acct #: 186100-7000 Life Yr Mo: 0 yr 0 mo | 0.00 | 0.00 | 0.00 | 0.00 | 0.00 | 0.00 | 0.00 | 0.00 | 0.00 | 0.00 | | | |
| Subtotal: 186100-7000-001 | 0.00 | 0.00 | 0.00 | 0.00 | 0.00 | 0.00 | 0.00 | 0.00 | 0.00 | 0.00 | | | |
| Asset GL Acct #: 186265-7000 Life Yr Mo: 0 yr 0 mo 70000-008795 | 0.00 | 0.00 | 0.00 | 0.00 | 0.00 | 0.00 | 0.00 | 0.00 | 0.00 | 0.00 | | | |
| Subtotal: 186265-7000-001 | 0.00 | 0.00 | 0.00 | 0.00 | 0.00 | 0.00 | 0.00 | 0.00 | 0.00 | 0.00 | | | |
| Asset GL Acct #: 186400-7000 Life Yr Mo: 0 yr 0 mo | 0.00 | 0.00 | 0.00 | 0.00 | 0.00 | 0.00 | 0.00 | 0.00 | 0.00 | 0.00 | | | |
| Subtotal: 186400-7000-001 | 0.00 | 0.00 | 0.00 | 0.00 | 0.00 | 0.00 | 0.00 | 0.00 | 0.00 | 0.00 | | | |
| Asset GL Acct #: 186410-7000 Life Yr Mo: 0 yr 0 mo | 0.00 | 0.00 | 0.00 | 0.00 | 0.00 | 0.00 | 0.00 | 0.00 | 0.00 | 0.00 | | | |
| Subtotal: 186410-7000-001 (7) | 0.00 | 0.00 | 0.00 | 0.00 | 0.00 | 0.00 | 0.00 | 0.00 | 0.00 | 0.00 | | | |
| Asset GL Acct #: 186500-7000 Life Yr Mo: 25 yr 0 mo | 0.00 | 0.00 | 0.00 | 0.00 | 0.00 | 0.00 | 0.00 | 0.00 | 0.00 | 0.00 | | | |
| Subtotal: 186500-7000-001 (1) | 0.00 | 0.00 | 0.00 | 0.00 | 0.00 | 0.00 | 0.00 | 0.00 | 0.00 | 0.00 | | | |
| Asset GL Acct #: 186730-7000 Life Yr Mo: 0 yr 0 mo | 0.00 | 0.00 | 0.00 | 0.00 | 0.00 | 0.00 | 0.00 | 0.00 | 0.00 | 0.00 | | | |
| Subtotal: 186730-7000-001 (1) | 0.00 | 0.00 | 0.00 | 0.00 | 0.00 | 0.00 | 0.00 | 0.00 | 0.00 | 0.00 | | | |
| Grand Total | 0.00 | 0.00 | 0.00 | 0.00 | 0.00 | 0.00 | 0.00 | 0.00 | 0.00 | 0.00 | | | |

*Life is original life of deferred asset, subsequent entries should expire the same month as original.

Pittsfield Aqueduct Company
 Net Book Value [Amortization]
 For the Period January 1, 2022 to December 31, 2022
 Deferred Assets
 GAAP

Schedule 2 Attach B Support

| Asset ID | Description | ASSET BALANCES | | | | AMORTIZATION | | | | | Net Book Value |
|---|---------------------------------|------------------|-------------|-------------|------------------|-----------------|-----------------|----------------|-------------|-----------------|-----------------|
| | | Beginning | Additions | Deletions | Ending | Beg. Balance | Amort. Exp | Oth. Additions | Deletions | End. Balance | |
| Asset GL Acct #: 186285-6000-001 | Life Yr Mo: 5 yr 0 mo | | | | | | | | | | |
| 600-00000081 | Berry Pond Treatment Evaluation | 3,282.81 | 0.00 | 0.00 | 3,282.81 | 711.23 | 656.56 | 0.00 | 0.00 | 1,367.79 | 1,915.02 |
| Subtotal: 186285-6000-001 | | 3,282.81 | 0.00 | 0.00 | 3,282.81 | 711.23 | 656.56 | 0.00 | 0.00 | 1,367.79 | 1,915.02 |
| Asset GL Acct #: 186287-6000-001 | Life Yr Mo: 5 yr 0 mo | | | | | | | | | | |
| 600-00000082 | Berry Pond Dam Breach Analysis | 4,930.00 | 0.00 | 0.00 | 4,930.00 | 762.97 | 704.28 | 0.00 | 0.00 | 1,467.25 | 3,462.75 |
| 600-00000083 | Berry Pond Dam Breach Analysis | 5,880.00 | 0.00 | 0.00 | 5,880.00 | 910.00 | 840.00 | 0.00 | 0.00 | 1,750.00 | 4,130.00 |
| Subtotal: 186287-6000-001 | | 10,810.00 | 0.00 | 0.00 | 10,810.00 | 1,672.97 | 1,544.28 | 0.00 | 0.00 | 3,217.25 | 7,592.75 |
| Grand Total | | 14,092.81 | 0.00 | 0.00 | 14,092.81 | 2,384.20 | 2,200.84 | 0.00 | 0.00 | 4,585.04 | 9,507.77 |

Pittsfield Aqueduct Company
CONTRIBUTIONS IN AID OF CONSTRUCTION
For the Twelve Months Ended December 31, 2022

Schedule 2C

| | 2018 | 2019 | 2020 | 2021 | 2022 | TOTAL |
|--|--------------------|--------------------|--------------------|--------------------|--------------------|----------------------|
| 271200 CONTRIBUTIONS IN AID OF CONST | 750,287 | 750,287 | 750,287 | 750,287 | 750,287 | 3,751,433 |
| 271201 CIAC-WATER FILTRATION GRANT | 398,350 | 398,350 | 398,350 | 398,350 | 398,350 | |
| TOTAL CIAC | 1,148,636 | 1,148,636 | 1,148,636 | 1,148,636 | 1,148,636 | 3,751,433 |
| 272101 RESERVE FOR AMORT OF CIAC:PAC | (474,807) | (495,877) | (520,778) | (543,763) | (555,256) | (2,590,480) |
| TOTAL RESERVE FOR AMORT OF CIAC | (474,807) | (495,877) | (520,778) | (543,763) | (555,256) | (2,590,480) |
| GRAND TOTAL OF CIAC | 673,829 | 652,759 | 627,859 | 604,874 | 593,381 | 1,160,952 |

Pittsfield Aqueduct Company, Inc
Pro Forma Adjustment to Rate Base
Plant in Service
For the Twelve Months Ended December 31, 2022

Staff 3-2b
Schedule 3
Attachment A

I. PLANT IN SERVICE

A. Schedule 3, Attachment A, Exhibit 2, details additions to plant in service that were completed within the test year. All items are capital improvements that are necessitated by mandates, SDWA, regulation, replacement of aging infrastructure or upgrades to the system. All of these plant additions are considered non-revenue producing in nature. The pro forma adjustment reflects the difference between the total cost of the assets added and the portion reflected in the thirteen month average.

Therefore: **\$ 3,698**

B. Schedule 3, Attachment A, Exhibit 4, details retirements to plant in service that were completed within the test year. All of these plant retirements are considered non-revenue producing in nature. These non revenue producing capital retirements were calculated as part of the thirteen month average of plant in service for the test year. The pro forma adjustment reflects the difference between the total cost of the assets retired and the portion reflected in the thirteen month average.

Therefore: **\$ (1,659)**

C. Per Order 25,292 in DW 11-026, eliminate the equity related assets as of 1/25/12. The amounts can be found in Schedule 3(b) page 6 of 6 of the Pennichuck Corporation's 90 day filing dated 4/13/12 and detailed as follows:

| | |
|----------------------|---------------------|
| Paid in Capital | \$ 237,129 |
| Retained Earnings | <u>\$ 826,112</u> |
| Total Equity 1/25/12 | <u>\$ 1,063,241</u> |

Therefore: **(1,063,241)**

TOTAL PRO FORMA PLANT IN SERVICE **\$ (1,061,202)**

Pittsfield Aqueduct C
2022 Miscellaneous Utility

| PAC | | |
|------------------------------|------------------|----------------------------|
| Misc Charge Description | 2022 Quantity | 2022 Tariffed Misc Fees |
| Returned Item Fee | 17 | \$ 15.00 |
| Water Off After Hours | - | \$ 63.00 |
| Water Off Regular Hours | 5 | \$ 46.00 |
| Water On After Hours | - | \$ 63.00 |
| Water On Regular Hours | 6 | \$ 46.00 |
| Water On/Off After Hours | - | \$ 63.00 |
| Water On/Off Regular Hours | 4 | \$ 46.00 |
| Collection Fee After Hours | 1 | \$ 63.00 |
| Collection Fee Regular Hours | 3 | \$ 46.00 |
| Property Transfer Fee | 52 | \$ 20.00 |
| Inspection of Services | - | \$ 160.00 |
| New Service Applications | - | \$ 20.00 |
| Main Extension Footage | - | \$ 3.00 |
| | | Totals - |

Projected increase in

Company

Service Fees

| Total Amount Billed in 2021 | Requested Tariffed Misc Fees | Projected Revenues at new Fee | Additional Revenues |
|-----------------------------|------------------------------|-------------------------------|---------------------|
| \$ 255.00 | \$ 18.00 | \$ 306.00 | \$ 51.00 |
| \$ - | \$ 95.00 | \$ - | \$ - |
| \$ 230.00 | \$ 67.00 | \$ 335.00 | \$ 105.00 |
| \$ - | \$ 95.00 | \$ - | \$ - |
| \$ 276.00 | \$ 67.00 | \$ 402.00 | \$ 126.00 |
| \$ - | \$ 95.00 | \$ - | \$ - |
| \$ 184.00 | \$ 67.00 | \$ 268.00 | \$ 84.00 |
| \$ 63.00 | \$ 63.00 | \$ 63.00 | \$ - |
| \$ 138.00 | \$ 46.00 | \$ 138.00 | \$ - |
| \$ 1,040.00 | \$ 30.00 | \$ 1,560.00 | \$ 520.00 |
| \$ - | \$ 230.00 | \$ - | \$ - |
| \$ - | \$ 108.00 | \$ - | \$ - |
| \$ - | \$ 3.44 | \$ - | \$ - |
| \$ 2,186.00 | | \$ 3,072.00 | |

Misc Fees based on 2022 activity - \$ 886.00

Jan-22

Water Sales

| | | | | |
|--------|-----|------|--------------------------------|------------------|
| 461000 | 001 | 6100 | WATER SALES: BILLED REVENUE | (57,599.26) |
| 461001 | 001 | 6100 | WATER SALES BILLED RECOUPMENT | - |
| 461100 | 001 | 6100 | WATER SALES: UNBILLED REVENUE | 2,528.00 |
| 461200 | 001 | 6100 | WATER SALES-UNBILLED RECOUPMNT | - |
| 462000 | 001 | 6100 | FIRE PROTECTION REVENUE | (17,893.50) |
| 460200 | 001 | 6100 | CBFRR REVENUES | (12,213.25) |
| 460998 | 001 | 6100 | CBFRR REVENUES - CONTRA | 12,213.25 |
| | | | | 72,964.76 |

Other Operating Revenue

| | | | | |
|--------|-----|------|------------------------------|---------------|
| 471300 | 001 | 6100 | MISC OPERATING REVENUE | (130.00) |
| 474100 | 001 | 6100 | OTHER REVENUE: SOLAR REVENUE | - |
| | | | | 130.00 |

Total Revenues**73,094.76****Production Expenses**

| | | | | |
|--------|-----|------|--------------------------------|------------------|
| 601100 | 001 | 6105 | OTHER PROD LABOR:TREAT PLANT | - |
| 603500 | 001 | 6105 | OTHER PROD MAT&EXP: SRC/SUPPLY | - |
| 610200 | 001 | 6105 | SUPERINTENDENCE: WTP-PAC | - |
| 610201 | 001 | 6105 | BENEFITS: WTP-PAC | - |
| 623100 | 001 | 6105 | POWER PURCHASED: TRT PLT ELEC | 680.28 |
| 624100 | 001 | 6105 | OPER LABOR: TREATMENT PLANT | 5,425.25 |
| 626100 | 001 | 6105 | OPER EXP T PLANT: MAT & EXP | 84.19 |
| 626110 | 001 | 6105 | OPER EXP T PLANT: GAS/OIL | 2,781.83 |
| 626120 | 001 | 6105 | OPER EXP T PLANT: PHONE | 248.08 |
| 631100 | 001 | 6105 | MAINT STRUCT: TREATMENT PLANT | 136.02 |
| 631500 | 001 | 6105 | MAINT STRUCT: SOURCE OF SUPPLY | 1,691.87 |
| 633100 | 001 | 6105 | MAINT PUMP EQU: HIGH LIFT ELC | - |
| 633199 | 001 | 6105 | BOOSTER STATION GENERAL MAINT | - |
| 641110 | 001 | 6105 | CHLORINE: TREATMENT PLANT | - |
| 641120 | 001 | 6105 | ALUM. SULFATE/FERRIC CHLORIDE | - |
| 641140 | 001 | 6105 | POLYMERS | - |
| 641160 | 001 | 6105 | CORROSION INHIBITOR | - |
| 641213 | 001 | 6105 | SODA ASH | - |
| 642200 | 001 | 6105 | LABORATORY EXPENSE | - |
| 642205 | 001 | 6105 | LAB EXPENSE: OUTSIDE TESTING | 569.60 |
| 652200 | 001 | 6105 | MAINT PROC EQU: TRT PLANT | 379.13 |
| 652220 | 001 | 6105 | MAINT PROC EQUIP: SCADA & OTHR | 617.28 |
| | | | | 12,613.53 |

Transmission & Distribution Expenses

| | | | | |
|--------|-----|------|-------------------------------|----------|
| 660000 | 001 | 6106 | SUPERINTENDENCE: OPS-PAC | - |
| 660001 | 001 | 6106 | BENEFITS: OPS-PAC | - |
| 662003 | 001 | 6106 | MISC GEN EXPENSE/OPERATIONS | - |
| 662004 | 001 | 6106 | MISC T&D MATERIALS & SUPPLIES | - |
| 662100 | 001 | 6106 | DUTY PAY | - |
| 663100 | 001 | 6106 | METER OPERATING LABOR & EXP | 1,598.11 |

| | | | | |
|--------|-----|------|--------------------------------|-----------------|
| 663101 | 001 | 6106 | MOLE: METER REMOVAL | - |
| 664200 | 001 | 6106 | OTHER EXPENSE ON CUST PREMISIS | - |
| 665100 | 001 | 6106 | SMALL TOOLS EXPENSE | - |
| 665250 | 001 | 6106 | TRANS/EXP: MISCELLANEOUS | - |
| 665400 | 001 | 6106 | GASOLINE | - |
| 673001 | 001 | 6106 | MAINT MAINS: REPAIRS | 6,019.66 |
| 673002 | 001 | 6106 | MAINT MAINS: GATE PROGRAM | 37.00 |
| 673003 | 001 | 6106 | MAINT MAINS: FLUSHING LN | - |
| 673004 | 001 | 6106 | MAINT GATES: INSPECTION: PAC | - |
| 675000 | 001 | 6106 | MAINTENANCE: SERVICES | 943.02 |
| 676000 | 001 | 6106 | MAINTENANCE: METERS | - |
| 677001 | 001 | 6106 | MAINTENANCE: HYDRANTS-REPAIRS | 1,098.85 |
| 677002 | 001 | 6106 | MAINTENANCE: HYDRANTS-PAINTING | - |
| 677003 | 001 | 6106 | MAINTENANCE: HYDRANTS-INSPECTN | - |
| 678000 | 001 | 6106 | MONITOR CONTRACTORS MARKING | - |
| | | | | 9,696.64 |

Customer Accounts & Collection Expenses

| | | | | |
|--------|-----|------|----------------------------|---------------|
| 902000 | 001 | 6108 | CUSTOMER ORDS: COLLECTIONS | - |
| 903000 | 001 | 6108 | CUSTOMER ORDS: COLLECTIONS | 222.37 |
| 902001 | 001 | 6108 | METER READING | 156.92 |
| 902098 | 001 | 6108 | METER READING: TRANSFERS | 140.31 |
| 902099 | 001 | 6108 | METER READING: EXCEPTIONS | - |
| 902100 | 001 | 6108 | BILLING & ACCOUNTING | - |
| 903100 | 001 | 6108 | BILLING & ACCOUNTING | 509.06 |
| 930200 | 001 | 6108 | PUBLIC RELATIONS | - |
| 904000 | 001 | 6108 | UNCOLLECTABLE ACCOUNTS | (180.92) |
| | | | | 847.74 |

Administrative and General Expense

| | | | | |
|--------|-----|------|--------------------------------|-----------------|
| 921000 | 001 | 6109 | OFFICE SUPPLIES & EXPENSE | 10.47 |
| 921160 | 001 | 6109 | OFFICE SUPPLIES & EXP: PHONE | 47.26 |
| 923000 | 001 | 6109 | OUTSIDE SERVICES | - |
| 924000 | 001 | 6109 | INSURANCE EXPENSE | 1,107.00 |
| 928000 | 001 | 6109 | REGULATORY COMMISSION EXPENSE | 354.33 |
| 930100 | 001 | 6109 | MEETING CONVENTION/MEMBSP FEES | - |
| 930102 | 001 | 6109 | LICENSING FEES | 150.00 |
| 930200 | 001 | 6109 | PUBLIC RELATIONS | - |
| 930300 | 001 | 6109 | MEALS | - |
| 930400 | 001 | 6109 | MISCELLANEOUS GENERAL EXPENSE | - |
| 930410 | 001 | 6109 | CHARITABLE CONTRIBUTIONS | - |
| 950200 | 001 | 6109 | MAINT: OFFICE FURNT & EQUIP | - |
| 950400 | 001 | 6109 | MAINT: MISC GENERAL EQUIP | - |
| 950500 | 001 | 6109 | MAINT COMPUTER EQUIP: PAC | - |
| | | | | 1,669.06 |

Inter Div Management Fee

| | | | | |
|--------|-----|------|---------------------------|------------------|
| 930500 | 001 | 6100 | MAINT COMPUTER EQUIP: PAC | 410.00 |
| 930510 | 001 | 6100 | MAINT COMPUTER EQUIP: PAC | 19,932.00 |
| 930520 | 001 | 6100 | MAINT COMPUTER EQUIP: PAC | - |
| | | | | 20,342.00 |

Total Operating Expenses 45,168.97

| | | | | |
|--------|-----|------|------------------------------------|------------------|
| | | | Depreciation Expense | |
| 403000 | 001 | 6100 | DEPRECIATION EXPENSE: PAC | 8,216.85 |
| | | | | 8,216.85 |
| | | | Amortization Expense: CIAC | |
| 405300 | 001 | 6100 | AMORTIZATION EXPENSE: CIAC | (1,915.46) |
| | | | Amortization Expense | |
| 407320 | 001 | 6100 | AMORT EXP - DEFERRED CHARGES | 183.40 |
| 407100 | 001 | 6100 | AMORT: ACQUISITION PREMIUM | 3,031.86 |
| | | | | 3,215.26 |
| | | | Taxes Other than Income Tax | |
| 408110 | 001 | 6100 | LOCAL PROPERTY TAXES | 10,676.23 |
| 408130 | 001 | 6100 | OTHER TAXES | - |
| | | | | 10,676.23 |
| 414000 | 001 | 6100 | GAIN FROM FORGIVENESS SRF DEBT | (119.19) |
| | | | Income Tax | |
| 409102 | 001 | 6100 | PROV/FED INC TAX/CURRENT | 1,473.23 |
| 409113 | 001 | 6100 | PROVS FOR NH BUS PRFTS TAX CUR | 577.03 |
| 410102 | 001 | 6100 | PROV FEDL INCOME TAX DEFERRED | - |
| 410113 | 001 | 6100 | PROV NH INCOME TAX DEFERRED | - |
| | | | | 2,050.26 |
| | | | Total Operating Deducts | 67,292.92 |
| | | | Net Operating Income | 5,801.84 |
| 421000 | 001 | 6100 | MISC NON-OPERATING INCOME(EXP) | - |
| 426000 | 001 | 6100 | MISC NONUTILITY EXPENSES | - |
| | | | Other Income | - |
| 420000 | 001 | 6100 | AFDUC-INT(DEBT) COMPONENT-PAC | - |
| 420100 | 001 | 6100 | AFUDC - EQUITY COMPONENT - PAC | - |
| 427115 | 001 | 6100 | INTERCOMPANY INTEREST | 2,973.79 |
| 427300 | 001 | 6100 | INTEREST EXP: BONDS & NOTES | 255.40 |
| 428000 | 001 | 6100 | AMORTIZATION OF DEBT EXPENSE | 62.33 |
| 419000 | 001 | 6100 | INTEREST INCOME | - |
| | | | Total Interest | 3,291.52 |
| | | | Net Income Before Dividends | 2,510.32 |
| 438000 | 001 | 6100 | DIVIDENDS: COMMON STOCK | - |
| | | | Net Income (Or Loss) - MTD | 2,510.32 |

Net Income (Or Loss) - YTD

2,510.32

| | 2 | 3 | 4 | 5 | 6 | 7 |
|------------------|------------------|------------------|------------------|------------------|------------------|--------|
| | Feb-22 | Mar-22 | Apr-22 | May-22 | Jun-22 | Jul-22 |
| (48,409.75) | (51,842.93) | (52,980.62) | (46,182.06) | (47,395.38) | (57,502.29) | |
| - | - | - | (3,311.89) | (3,145.44) | (3,044.59) | |
| (3,612.00) | 8,214.00 | 2,767.00 | (8,267.00) | 731.00 | 1,857.00 | |
| - | (36,290.09) | - | 3,311.89 | 3,145.44 | 3,044.59 | |
| (18,002.71) | (18,002.71) | (18,002.71) | (18,002.71) | (18,002.71) | (18,002.71) | |
| (12,213.25) | (12,213.25) | (12,213.25) | (12,213.25) | (12,213.25) | (12,295.00) | |
| 12,213.25 | 12,213.25 | 12,213.25 | 12,213.25 | 12,213.25 | 12,295.00 | |
| 70,024.46 | 97,921.73 | 68,216.33 | 72,451.77 | 64,667.09 | 73,648.00 | |
| (142.00) | (150.00) | (286.00) | (75.00) | (319.00) | (279.00) | |
| - | - | - | - | - | - | |
| 142.00 | 150.00 | 286.00 | 75.00 | 319.00 | 279.00 | |
| 70,166.46 | 98,071.73 | 68,502.33 | 72,526.77 | 64,986.09 | 73,927.00 | |
| - | - | - | - | - | - | |
| - | - | - | - | - | - | |
| - | - | - | - | - | - | |
| - | - | - | - | - | - | |
| 698.08 | 685.57 | 610.62 | 573.26 | 445.20 | 355.73 | |
| 5,086.98 | 6,380.66 | 5,701.28 | 5,357.87 | 7,551.80 | 7,278.24 | |
| 30.95 | 427.49 | 214.99 | 148.79 | 289.95 | 335.53 | |
| - | 2,513.72 | 2,255.59 | - | - | - | |
| - | 123.90 | 123.68 | 123.58 | 126.88 | 130.17 | |
| 322.00 | 166.71 | 217.00 | 2,592.00 | 2,754.86 | 3,892.00 | |
| 316.95 | 336.21 | - | 381.68 | 884.87 | 651.16 | |
| - | - | - | - | - | - | |
| - | - | - | - | - | - | |
| 315.40 | 718.60 | - | - | 424.70 | - | |
| - | - | 1,428.00 | - | - | - | |
| - | - | - | - | - | - | |
| - | - | 296.49 | 74.12 | - | 280.74 | |
| - | - | 1,188.00 | - | - | - | |
| - | - | - | - | 503.09 | - | |
| 233.80 | 128.80 | 672.60 | 233.80 | 233.80 | 1,580.40 | |
| 242.36 | - | 408.12 | - | 829.37 | - | |
| 477.97 | 487.97 | 351.06 | 614.52 | 1,435.76 | 487.09 | |
| 7,724.49 | 11,969.63 | 13,467.43 | 10,099.62 | 15,480.28 | 14,991.06 | |
| - | - | - | - | - | - | |
| - | - | - | - | - | - | |
| - | - | - | - | - | - | |
| - | - | - | - | - | - | |
| - | - | - | - | - | - | |
| 46.87 | 130.44 | - | - | 107.50 | - | |

| | | | | | |
|-----------------|-----------------|-----------------|-----------------|------------------|------------------|
| - | - | 151.31 | - | 72.26 | - |
| - | - | - | - | - | - |
| - | - | - | - | - | 68.97 |
| - | - | - | - | - | - |
| - | - | - | - | - | - |
| 1,236.85 | 78.46 | 4,262.24 | 1,216.15 | 7,187.63 | 5,793.80 |
| - | - | - | - | - | 1,854.33 |
| - | - | 1,661.88 | - | 312.34 | - |
| - | 1,183.35 | - | - | 348.28 | 374.81 |
| 150.18 | 5,707.74 | 381.68 | 5,727.04 | 1,757.23 | 11,127.19 |
| 71.72 | 136.94 | 72.26 | - | - | 216.77 |
| 365.33 | - | - | - | - | 278.25 |
| - | - | - | - | - | 366.28 |
| - | 569.08 | 72.26 | 289.02 | 1,553.63 | - |
| 107.58 | 244.25 | 452.34 | 252.90 | 671.59 | 474.95 |
| 1,978.53 | 8,050.26 | 7,053.97 | 7,485.11 | 12,010.46 | 20,555.35 |

| | | | | | |
|---------------|---------------|---------------|-----------------|-----------------|-----------------|
| - | - | - | - | - | - |
| - | - | - | - | - | - |
| 156.92 | 143.44 | 72.26 | 72.26 | 158.11 | 125.94 |
| 238.01 | 169.67 | 101.88 | 144.51 | 200.60 | 76.66 |
| 78.46 | - | - | 131.51 | 72.26 | 259.29 |
| - | - | - | - | - | - |
| 422.00 | 555.72 | 588.70 | 568.91 | 602.81 | 627.20 |
| - | 23.47 | - | 383.01 | - | - |
| 96.41 | - | - | 418.08 | (24.10) | - |
| 991.80 | 892.30 | 762.84 | 1,718.28 | 1,009.68 | 1,089.09 |

| | | | | | |
|-----------------|-----------------|-----------------|-----------------|-----------------|-----------------|
| 23.21 | 9.01 | 1.59 | 15.37 | 12.10 | 6.07 |
| 47.26 | 47.26 | 47.23 | 47.23 | 47.23 | 50.42 |
| - | - | 447.80 | 81.66 | - | 1,076.08 |
| 1,554.51 | 1,284.57 | 1,330.75 | 359.75 | 1,330.76 | 1,330.76 |
| 354.34 | 354.33 | 354.33 | 354.33 | 354.34 | 354.34 |
| - | - | - | - | - | - |
| 150.00 | 150.00 | 150.00 | 150.00 | 150.00 | 150.00 |
| - | - | - | - | - | - |
| - | - | - | - | - | - |
| - | 100.66 | - | - | - | (5.87) |
| - | - | - | - | - | - |
| - | - | - | - | - | - |
| - | - | - | - | - | - |
| - | - | - | - | - | - |
| 2,129.32 | 1,945.83 | 2,331.70 | 1,008.34 | 1,894.43 | 2,961.80 |

| | | | | | |
|------------------|------------------|------------------|------------------|------------------|------------------|
| 494.00 | 495.00 | 542.00 | 416.00 | 339.00 | 349.00 |
| 15,082.00 | 18,668.00 | 17,158.00 | 17,135.00 | 17,251.00 | 19,515.00 |
| - | - | - | - | - | - |
| 15,576.00 | 19,163.00 | 17,700.00 | 17,551.00 | 17,590.00 | 19,864.00 |
| 28,400.14 | 42,021.02 | 41,315.94 | 37,862.35 | 47,984.85 | 59,461.30 |

| | | | | | |
|-----------------|-----------------|-----------------|-----------------|-----------------|-----------------|
| 8,218.16 | 8,188.87 | 8,183.89 | 8,183.94 | 8,184.71 | 8,166.79 |
| 8,218.16 | 8,188.87 | 8,183.89 | 8,183.94 | 8,184.71 | 8,166.79 |

| | | | | | |
|------------|------------|------------|------------|------------|------------|
| (1,915.38) | (1,915.46) | (1,915.38) | (1,915.37) | (1,915.51) | (1,915.82) |
|------------|------------|------------|------------|------------|------------|

| | | | | | |
|-----------------|-----------------|-----------------|-----------------|-----------------|-----------------|
| 183.40 | 183.40 | 183.40 | 183.40 | 183.41 | 183.40 |
| 3,123.72 | 3,123.73 | 3,123.73 | 3,123.73 | 3,123.73 | 3,123.72 |
| 3,307.12 | 3,307.13 | 3,307.13 | 3,307.13 | 3,307.14 | 3,307.12 |

| | | | | | |
|------------------|------------------|------------------|------------------|------------------|------------------|
| 10,548.67 | 10,548.67 | 10,548.66 | 11,121.00 | 10,834.83 | 10,834.84 |
| - | - | - | - | - | - |
| 10,548.67 | 10,548.67 | 10,548.66 | 11,121.00 | 10,834.83 | 10,834.84 |

| | | | | | |
|----------|----------|----------|----------|----------|----------|
| (119.19) | (119.19) | (119.19) | (119.19) | (119.19) | (119.19) |
|----------|----------|----------|----------|----------|----------|

| | | | | | |
|-----------------|-----------------|-----------------|-----------------|-------------------|-------------------|
| 4,177.43 | 6,955.77 | 1,354.92 | 2,665.68 | (756.09) | (1,241.02) |
| 1,667.73 | 2,763.21 | 538.25 | 1,058.96 | (300.36) | (493.01) |
| - | - | - | - | - | - |
| - | - | - | - | - | - |
| 5,845.16 | 9,718.98 | 1,893.17 | 3,724.64 | (1,056.45) | (1,734.03) |

| | | | | | |
|------------------|------------------|------------------|------------------|------------------|------------------|
| 54,284.68 | 71,750.02 | 63,214.22 | 62,164.50 | 67,220.38 | 78,001.01 |
|------------------|------------------|------------------|------------------|------------------|------------------|

| | | | | | |
|------------------|------------------|-----------------|------------------|-------------------|-------------------|
| 15,881.78 | 26,321.71 | 5,288.11 | 10,362.27 | (2,234.29) | (4,074.01) |
|------------------|------------------|-----------------|------------------|-------------------|-------------------|

| | | | | | |
|---|---|---|---|---|---|
| - | - | - | - | - | - |
| - | - | - | - | - | - |
| - | - | - | - | - | - |
| - | - | - | - | - | - |
| - | - | - | - | - | - |

| | | | | | |
|-----------------|-----------------|-----------------|-----------------|-----------------|-----------------|
| 2,973.26 | 2,961.92 | 2,998.72 | 3,142.49 | 3,418.89 | 3,404.02 |
| 254.84 | 254.27 | 253.70 | 253.13 | 252.56 | 251.98 |
| 62.33 | 62.33 | 62.33 | 62.33 | 62.33 | 62.33 |
| - | - | - | - | - | - |
| 3,290.43 | 3,278.52 | 3,314.75 | 3,457.95 | 3,733.78 | 3,718.33 |

| | | | | | |
|------------------|------------------|-----------------|-----------------|-------------------|-------------------|
| 12,591.35 | 23,043.19 | 1,973.36 | 6,904.32 | (5,968.07) | (7,792.34) |
|------------------|------------------|-----------------|-----------------|-------------------|-------------------|

| | | | | | |
|---|---|---|---|---|---|
| - | - | - | - | - | - |
|---|---|---|---|---|---|

| | | | | | |
|------------------|------------------|-----------------|-----------------|-------------------|-------------------|
| 12,591.35 | 23,043.19 | 1,973.36 | 6,904.32 | (5,968.07) | (7,792.34) |
|------------------|------------------|-----------------|-----------------|-------------------|-------------------|

15,101.67

38,144.86

40,118.22

47,022.54

41,054.47

33,262.13

| | 8 | 9 | 10 | 11 | 12 | |
|--|------------------|------------------|------------------|------------------|------------------|-------------------|
| | Aug-22 | Sep-22 | Oct-22 | Nov-22 | Dec-22 | Total |
| | (48,806.28) | (61,237.66) | (48,602.53) | (47,987.25) | (54,368.61) | (622,915) |
| | (3,039.13) | (3,062.44) | (2,940.65) | (2,940.41) | (2,946.14) | (24,431) |
| | (3,415.00) | 8,225.00 | (6,139.00) | 5,070.00 | 560.00 | 8,519 |
| | 3,039.13 | 3,062.44 | 2,940.65 | 2,940.41 | 2,946.14 | (11,859) |
| | (18,002.71) | (18,002.71) | (18,002.71) | (18,002.71) | (18,002.71) | (215,923) |
| | (12,295.00) | (12,295.00) | (12,295.00) | (12,295.00) | (12,295.00) | (147,050) |
| | 12,295.00 | 12,295.00 | 12,295.00 | 12,295.00 | 12,295.00 | 147,050 |
| | 70,223.99 | 71,015.37 | 72,744.24 | 60,919.96 | 71,811.32 | 866,609.02 |
| | | | | | | - |
| | (130.00) | (141.00) | (236.51) | (322.00) | (147.00) | (2,358) |
| | - | - | - | - | (170.00) | (170) |
| | 130.00 | 141.00 | 236.51 | 322.00 | 317.00 | 2,527.51 |
| | | | | | | - |
| | 70,353.99 | 71,156.37 | 72,980.75 | 61,241.96 | 72,128.32 | 869,136.53 |
| | | | | | | - |
| | - | - | - | - | - | - |
| | - | - | - | - | - | - |
| | - | - | - | - | - | - |
| | - | - | - | - | - | - |
| | 373.05 | 379.42 | 330.38 | 452.74 | 596.60 | 6,181 |
| | 6,838.12 | 6,413.58 | 6,320.16 | 6,536.46 | 10,366.50 | 79,257 |
| | 282.96 | 198.00 | 347.47 | 101.35 | 1,882.92 | 4,345 |
| | - | - | 528.77 | - | 4,989.46 | 13,069 |
| | 130.82 | 130.82 | 129.35 | 129.06 | 260.12 | 1,656 |
| | 2,183.76 | 184.00 | 2,492.00 | - | 1,998.25 | 16,939 |
| | 200.15 | 856.98 | 80.06 | 293.47 | 705.54 | 6,399 |
| | - | - | - | - | - | - |
| | - | - | - | - | - | - |
| | 261.90 | 261.90 | 290.50 | - | 312.50 | 2,586 |
| | 840.00 | - | - | - | 840.00 | 3,108 |
| | - | - | - | - | - | - |
| | 140.37 | 210.55 | - | 239.94 | - | 1,242 |
| | 1,188.00 | - | - | - | 1,188.00 | 3,564 |
| | - | - | 462.67 | 16.80 | - | 983 |
| | 233.80 | 233.80 | 682.60 | 219.00 | 235.80 | 5,258 |
| | 3,088.61 | - | 2,210.77 | - | 1,258.42 | 8,417 |
| | 626.52 | 496.07 | 490.37 | 488.27 | 498.27 | 7,071 |
| | 16,388.06 | 9,365.12 | 14,365.10 | 8,477.09 | 25,132.38 | 160,073.79 |
| | | | | | | - |
| | - | - | - | - | - | - |
| | - | - | - | - | - | - |
| | - | - | - | - | - | - |
| | - | - | - | - | - | - |
| | - | - | - | - | - | - |
| | - | - | - | 189.19 | 118.25 | 2,190 |

| | | | | | |
|------------------|------------------|------------------|------------------|------------------|-------------------|
| 139.94 | 73.26 | 73.26 | 109.88 | 73.26 | 693 |
| - | - | - | 546.40 | - | 546 |
| - | - | - | - | - | 69 |
| - | - | - | - | - | - |
| - | - | - | - | - | - |
| 160.11 | 251.87 | - | 146.51 | 22,797.09 | 49,150 |
| - | 146.51 | - | - | 1,723.83 | 3,762 |
| - | - | - | - | - | 1,974 |
| - | - | - | - | - | 1,906 |
| 2,271.19 | 272.45 | 280.00 | 735.60 | 1,055.00 | 30,408 |
| 73.26 | - | - | 549.42 | 445.22 | 1,566 |
| 1,201.89 | - | - | - | - | 2,944 |
| 997.09 | 183.14 | 566.32 | - | - | 2,113 |
| - | 970.00 | - | - | - | 3,454 |
| 815.96 | 227.61 | 259.29 | 239.11 | 85.68 | 3,831 |
| 5,659.44 | 2,124.84 | 1,178.87 | 2,516.11 | 26,298.33 | 104,607.91 |
| - | - | - | - | - | - |
| - | - | - | - | - | - |
| - | 358.68 | - | - | - | 581 |
| 146.74 | - | 133.36 | - | 146.51 | 1,312 |
| 80.07 | 102.88 | - | 36.63 | 69.97 | 1,361 |
| - | 73.26 | - | - | 146.51 | 761 |
| - | - | - | - | - | - |
| 637.76 | 680.44 | 623.22 | 583.15 | 548.79 | 6,948 |
| 75.73 | 17.76 | - | - | 16.28 | 516 |
| 175.64 | - | - | - | 984.83 | 1,470 |
| 1,115.94 | 1,233.02 | 756.58 | 619.78 | 1,912.89 | 12,949.94 |
| - | - | - | - | - | - |
| 165.13 | 10.26 | 10.26 | 7.54 | 11.12 | 282 |
| 67.18 | 59.14 | 134.23 | 134.23 | 134.14 | 863 |
| - | - | - | 1,809.33 | 1,199.66 | 4,615 |
| 1,330.76 | 1,330.76 | 1,361.88 | 1,333.87 | 1,361.49 | 15,017 |
| 354.34 | 354.34 | 354.34 | (31.69) | 322.33 | 3,834 |
| - | - | - | - | - | - |
| 150.00 | 150.00 | 150.00 | 150.00 | 150.00 | 1,800 |
| - | - | - | - | - | - |
| - | - | - | - | - | - |
| - | - | - | - | - | 95 |
| - | - | - | - | - | - |
| - | - | - | - | - | - |
| - | - | - | - | - | - |
| - | - | - | - | - | - |
| - | - | - | - | - | - |
| 2,067.41 | 1,904.50 | 2,010.71 | 3,403.28 | 3,178.74 | 26,505.12 |
| - | - | - | - | - | - |
| 487.00 | 510.00 | 426.00 | 418.00 | (203.00) | 4,683 |
| 16,215.00 | 15,797.00 | 13,493.00 | 15,775.00 | 16,014.00 | 202,035 |
| - | - | - | - | - | - |
| 16,702.00 | 16,307.00 | 13,919.00 | 16,193.00 | 15,811.00 | 206,718.00 |
| 41,932.85 | 30,934.48 | 32,230.26 | 31,209.26 | 72,333.34 | 510,854.76 |
| - | - | - | - | - | - |

| | | | | | |
|------------------|------------------|------------------|------------------|--------------------|-------------------|
| | | | | | - |
| 8,216.97 | 8,103.37 | 8,175.00 | 8,108.45 | 8,134.21 | 98,081 |
| 8,216.97 | 8,103.37 | 8,175.00 | 8,108.45 | 8,134.21 | 98,081.21 |
| | | | | | - |
| | | | | | - |
| (1,915.44) | (1,915.99) | (1,915.38) | (1,915.37) | (1,916.00) | (22,987) |
| | | | | | - |
| | | | | | - |
| 183.41 | 183.40 | 183.40 | 183.41 | 183.41 | 2,201 |
| 3,123.73 | 3,123.73 | 3,123.73 | 3,123.73 | 3,123.73 | 37,393 |
| 3,307.14 | 3,307.13 | 3,307.13 | 3,307.14 | 3,307.14 | 39,593.71 |
| | | | | | - |
| | | | | | - |
| 10,834.84 | 10,834.84 | 10,834.82 | 3,515.83 | 7,175.33 | 118,309 |
| - | - | - | - | 1,391.00 | 1,391 |
| 10,834.84 | 10,834.84 | 10,834.82 | 3,515.83 | 8,566.33 | 119,699.56 |
| | | | | | - |
| (119.19) | (119.19) | (119.19) | (119.19) | (119.19) | (1,430) |
| | | | | | - |
| 1,372.19 | 3,687.58 | 3,789.82 | 3,115.90 | (26,595.41) | - |
| 545.11 | 1,464.92 | 1,505.52 | 1,237.81 | (10,565.17) | - |
| - | - | - | - | 24,749.00 | 24,749 |
| - | - | - | - | 7,812.00 | 7,812 |
| 1,917.30 | 5,152.50 | 5,295.34 | 4,353.71 | (4,599.58) | 32,561.00 |
| | | | | | - |
| 64,174.47 | 56,297.14 | 57,807.98 | 48,459.83 | 85,706.25 | 776,373.40 |
| | | | | | - |
| 6,179.52 | 14,859.23 | 15,172.77 | 12,782.13 | (13,577.93) | 92,763.13 |
| | | | | | - |
| - | - | - | - | - | - |
| - | - | - | - | - | - |
| - | - | - | - | - | - |
| - | - | - | - | - | - |
| - | - | - | - | - | - |
| - | - | - | - | - | - |
| 3,827.46 | 3,797.45 | 3,726.98 | 3,872.16 | 3,921.54 | 41,019 |
| 251.41 | 250.83 | 250.25 | 249.67 | 249.09 | 3,027 |
| 62.33 | 62.33 | 62.33 | 62.33 | 62.33 | 748 |
| - | - | - | - | - | - |
| 4,141.20 | 4,110.61 | 4,039.56 | 4,184.16 | 4,232.96 | 44,793.77 |
| | | | | | - |
| 2,038.32 | 10,748.62 | 11,133.21 | 8,597.97 | (17,810.89) | 47,969.36 |
| | | | | | - |
| - | - | - | - | - | - |
| 2,038.32 | 10,748.62 | 11,133.21 | 8,597.97 | (17,810.89) | 47,969.36 |

35,300.45

46,049.07

57,182.28

65,780.25

47,969.36

-

8/31/18

Non Materi
For the

| | | <u>Jan-22</u> | <u>Feb-22</u> | <u>Mar-22</u> |
|--------|---|---------------|---------------|---------------|
| 923000 | OUTSIDE SERVICES | - | - | - |
| 930200 | PUBLIC RELATIONS | - | - | 23.47 |
| 930300 | MEALS | - | - | - |
| 930410 | CHARITABLE CONTRIBUTIONS | - | - | - |
| | Total of Non Material Operating Expenses | - | - | 23.47 |

Pittsfield Aqueduct Company
 al Operating Expenses as defined in DW20-153
 Twelve Months Ended December 31, 2022

| Apr-22 | May-22 | Jun-22 | Jul-22 | Aug-22 | Sep-22 | Oct-22 | Nov-22 | Dec-22 |
|---------------|---------------|----------|-----------------|--------------|--------------|----------|-----------------|-----------------|
| 447.80 | 81.66 | - | 1,076.08 | - | - | - | 1,809.33 | 1,199.66 |
| - | 383.01 | - | - | 75.73 | 17.76 | - | - | 16.28 |
| - | - | - | - | - | - | - | - | - |
| - | - | - | - | - | - | - | - | - |
| 447.80 | 464.67 | - | 1,076.08 | 75.73 | 17.76 | - | 1,809.33 | 1,215.94 |

2022 Totals

4,614.53

516.25

-

-

5,130.78

Dec-21**Assets****Land**

| | | | |
|--------|--------|------------------------|------------------|
| 303100 | 303100 | LAND | 44,180.00 |
| 303300 | 303300 | EASEMENTS - PITTSFIELD | 16,153.19 |
| | | | 60,333.19 |

Structures

| | | | |
|--------|--------|--------------------------------|---------------------|
| 304100 | 304100 | SOURCE OF SUPPLY STRUCTURES | 71,250.05 |
| 304700 | 304700 | GENERAL & MISC STRUCTURES | 1,080.00 |
| 304800 | 304800 | WATER TREATMENT STRUCTURES | 935,239.12 |
| 305000 | 305000 | RESERVOIRS & DAMS | 137,331.46 |
| 306000 | 306000 | LAKE, RIVER & OTHER INTAKE-PAC | 38,270.60 |
| 309000 | 309000 | SUPPLY MAINS: PITTSFIELD | 309,352.72 |
| | | | 1,492,523.95 |

Equipment

| | | | |
|--------|--------|--------------------------------|-------------------|
| 310000 | 310000 | POWER GENERATED EQUIP: PAC | 55,407.06 |
| 311200 | 311200 | ELECTRIC PUMPING EQUIPMENT | 1,651.09 |
| 311210 | 311210 | PUMPING EQUIP: PUMPS - PAC | 13,870.94 |
| 320000 | 320000 | PURIFICATION SYSTEM EQUIPMENT | - |
| 320200 | 320200 | WATER TREATMENT EQUIPMENT: PAC | 17,042.89 |
| 320310 | 320310 | WTP EQUIPMENT: MEDIA - PAC | 41,963.48 |
| | | | 129,935.46 |

Transmission & Distribution

| | | | |
|--------|--------|--------------------------------|---------------------|
| 331000 | 331000 | PAVEMENTS - GENERAL | 5,000.00 |
| 331001 | 331001 | PAVEMENTS - TRANS MAINS | 2,003.77 |
| 331002 | 331002 | PAVEMENTS - DIST MAINS | 124,788.30 |
| 331003 | 331003 | PAVEMENTS - GATE VALVES | 2,833.21 |
| 331100 | 331100 | MAINS: 6" & LARGER | 642,373.35 |
| 331150 | 331150 | DEVEL INSTAL MAINS-6" & LARGER | 316,734.00 |
| 331200 | 331200 | MAINS: 4" & UNDER | 216.00 |
| 331250 | 331250 | GATES: 4" & UNDER | 9,998.74 |
| 331251 | 331251 | GATES: 6" & LARGER | 69,021.53 |
| 331252 | 331252 | GATES: UNKNOWN SIZE | 284.49 |
| 331300 | 331300 | DEVEL INSTAL MAINS: 4" & UNDER | - |
| 331400 | 331400 | MAINS: UNKNOWN SIZE | 1,018,899.48 |
| 331401 | 331401 | DEVEL INSTAL MAINS:UNKNOWN SZ | 176,678.50 |
| 333004 | 333004 | PAVING - SERVICES | 3,700.02 |
| 333100 | 333100 | NEW SERVICES | 117,207.78 |
| 333200 | 333200 | RENEWED SERVICES | 67,128.44 |
| 334000 | 334000 | METERING EQUIPMENT | 84,078.55 |
| 334100 | 334100 | RADIOS FOR METERING | 56,441.54 |
| 335000 | 335000 | FIRE PROT EQUIP: HYDRANTS | 90,328.27 |
| 335005 | 335005 | HYDRANTS - PAVING | 184.00 |
| 335100 | 335100 | HYDRANTS: CIAC | 14,550.00 |
| 339000 | 339000 | OTHER PLANT & MISC EQUIP: PAC | 1,495.00 |
| | | | 2,803,944.97 |

| | | | |
|-----------------------|--------|---|---------------------|
| | | <u>Miscellaneous Equipment</u> | |
| 343000 | 343000 | SHOP EQUIPMENT | 9,687.95 |
| 344000 | 344000 | LABORATORY EQUIPMENT | 31,159.42 |
| 346000 | 346000 | COMMUNICATION EQUIPMENT - PAC | 30,662.09 |
| 347110 | 347110 | COMPUTER EQUIPMENT | 24,555.64 |
| 348000 | 348000 | MISCELLANEOUS GENERAL EQUIP | 19,744.54 |
| | | | 115,809.64 |
| | | <u>Intangible Plant</u> | |
| 301000 | 301000 | ORGANIZATION EXPENSE | 75,550.65 |
| | | | 75,550.65 |
| | | <u>Total Plant in Service</u> | 4,678,097.86 |
| | | <u>Accumulated Depreciation</u> | |
| 108000 | 108000 | ACCUMULATED DEPRECIATION: PAC | (2,197,244.98) |
| 108001 | 108001 | ACCUM DEPREC: COST OF REM -PAC | 244,326.41 |
| 108002 | 108002 | ACCUM DEPRECIATION: LOSS -PAC | 197,503.87 |
| | | | 1,755,414.70 |
| | | <u>Net Plant in Service</u> | 2,922,683.16 |
| | | <u>Construction Work in Progress</u> | |
| 105222 | 105222 | CWIP: CONTRACTOR CLEARING -PAC | - |
| | | Total Plant | 2,922,683.16 |
| Current Assets | | | |
| | | <u>Cash</u> | |
| 131110 | 131110 | PETTY CASH: PITTSFIELD/NC | - |
| 131120 | 131120 | CASH: BANK OF AMERICA OPERATNG | - |
| 131140 | 131140 | CASH - TD BANK | - |
| 131350 | 131350 | RESTRICTED CASH - TD BANK RSF | 517.71 |
| 131375 | 131375 | DSRR 1.0 RSF | 236.12 |
| 131380 | 131380 | MOERR RSF | (16,575.82) |
| 131385 | 131385 | MOERR | 30,595.85 |
| 131395 | 131390 | DSRR 1.0 | 1,145.16 |
| 131395 | 131395 | DSRR 0.1 | |
| 141000 | 141000 | A/R: BILLED WATER REVENUE | 24,434.10 |
| 141400 | 141400 | A/R: MISCELLANEOUS | |
| 143901 | 143901 | ALLOWANCE FOR DOUBTFUL ACCTS | (775.98) |
| 173150 | 173150 | A/R: UNBILLED WATER REVENUE | 84,664.00 |
| 173152 | 173152 | A/R UNBILLED REV: RECOUPMENT | - |
| 173154 | 173154 | AR: UNBILLED REV RECOUP 2009 | |
| | | <u>Inventory & Supplies</u> | - |
| 151100 | 151100 | INVENTORY: PIPES & FITTINGS | - |
| 151101 | 151101 | INVENTORY: METERS - PAC | - |
| 151700 | 151700 | INVENTORY: PAC | - |

Prepaid Expenses & Other

| | | | |
|--------|--------|----------------------------|------------------|
| 162100 | 162100 | PREPAID INSURANCE | 83.34 |
| 162300 | 162300 | PREPAID PROPERTY TAXES-PAC | |
| 162700 | 162700 | PREPAID EXPENSES | 1,650.00 |
| 163310 | 163310 | PREPAID PROPERTY TAXES | 26,619.00 |
| | | | 28,352.34 |

| | | | |
|--------|--------|--------------------------|------------------|
| 233700 | 233700 | INTERCO PAY/REC: PAC/PEU | 6,977.97 |
| 233300 | 233300 | INTERCO PAY/REC: PAC/PCP | 35,754.62 |
| | | | 42,732.59 |

Total Current Assets **195,326.07**

Other Assets

Other Deferred Charges

| | | | |
|--------|--------|---------------------------------|---------------------|
| 186100 | 186100 | ACQUISITION PREMIUM - MARA | 1,114,631.72 |
| 186240 | 186240 | SARBANES-OXLEY | - |
| 186245 | 186245 | TILTON HILL ROAD MAIN BREAK | - |
| 186255 | 186255 | MAIN BREAK - OCTOBER 2003 | - |
| 186260 | 186260 | SOUTH MAIN LEAK RESEARCH | - |
| 186265 | 186265 | ABATEMENT | - |
| 186285 | 186285 | BERRY POND BATHYMETRIC SURVEY | |
| 186286 | 186286 | BERRY POND TREATMENT EVALUATION | 2,571.58 |
| 186287 | 186287 | BERRY POND DAM BREACH ANALYSIS | 9,137.03 |
| 186300 | 186300 | GRANT APPLICATION - 2008 | - |
| 186350 | 186350 | LOUDON RD MAIN BREAK | - |
| 186360 | 186360 | FAIRVIEW ROAD MAIN BREAK | - |
| 186380 | 186380 | RATE CASE EXPENSE: 2007 | - |
| 186385 | 186385 | 2010 DEFERRED RATE CASE EXP | - |
| 186390 | 186390 | RATE CASE EXPENSE: 2012 | |
| 186395 | 186395 | RATE CASE EXPENSE: 2020 | 34,198.60 |
| 186450 | 186450 | CONCORD HILL ROAD SERVICE REPR | - |
| 186650 | 186650 | EMINENT DOMAIN | 3,668.50 |
| 186675 | 186675 | WEB SITE UPGRADE 2006 | |
| 186680 | 186680 | WEB-SITE UPGRADE 2011 | |
| 186998 | 186998 | EMINENT DOMAIN ALLOWANCE | (3,668.50) |
| | | | 1,160,538.93 |

| | | | |
|--------|--------|----------------------------|--|
| 188100 | 188100 | ACQUISITION PREMIUM - MARA | |
|--------|--------|----------------------------|--|

| | | | |
|--------|--------|--------------------------|-----------|
| 181000 | 181000 | UNAMORTIZED DEBT EXPENSE | 19,709.23 |
|--------|--------|--------------------------|-----------|

Total Other Assets **1,180,248.16**

Total Assets **4,298,257.39**

Equity and Liabilities

Shareholder's Equity

| | | | |
|--------|--------|--------------|----------|
| 201100 | 201100 | COMMON STOCK | (100.00) |
|--------|--------|--------------|----------|

| | | | |
|--------|--------|---|-----------------------|
| 211000 | 211000 | ADDITIONAL PAID IN CAPITAL | (1,641,504.84) |
| 215500 | 215500 | RETAINED EARNINGS BEG - PAC | 112,142.54 |
| | | Net Profit or Loss | (12,915.46) |
| | | Total Equity | (1,542,377.76) |
| 221002 | 221002 | LTD:SRF CATAMOUNT ROAD | (116,154.69) |
| 221052 | 221052 | LTD:FORGIVABLE DEBT - SRF CATAMOUNT RO/ | (35,996.17) |
| 223205 | 223205 | NOTE PAYABLE - PCP 2018 1.1M LOAN | (1,069,681.71) |
| | | Long Term Debt | (1,221,832.57) |

Current Liabilities

| | | | |
|--------|--------|--|-------------------|
| 221102 | 221102 | CURRENT PORTION LTD: CATAMOUNT RD | (2,789.00) |
| 221152 | 221152 | CURRENT PORTION LTD:FORGIVABLE DEBT - S | (1,430.28) |
| | | Current Portion of Long Term Debt | (4,219.28) |

| | | | |
|--------|--------|--------------------------------|-------------------|
| 231000 | 231000 | ACCOUNTS PAYABLE | (3,976.85) |
| 184100 | 231111 | ACCOUNTS PAYABLE | - |
| 184100 | 184100 | CLEARING ACCOUNT | - |
| 236115 | 236115 | LOCAL PROPERTY TAXES PAYABLE | |
| 236119 | 236119 | ACCRUED TAXES | |
| 237110 | 237110 | ACCRUED INTEREST PAYABLE | - |
| 241300 | 241300 | MISC CURRENT ACCRUED LIABILITY | (1,079.05) |
| 241350 | 241350 | ACCRUED LIABILITY - RETAINAGE | |
| | | | (5,055.90) |

| | | | |
|--------|--------|-------------------------|---|
| 235250 | 235250 | HARDSHIP CASES: CREDITS | - |
| | | | - |

| | | | |
|--------|--------|--------------------------------------|--------------|
| 233400 | 233400 | INTERCO PAY/REC: PAC/TSC | |
| 233500 | 233500 | INTERCO PAY/REC: PAC/PWS | |
| 233800 | 233800 | AP INTERCO PAY/REC:PEU/PAC | (22,238.22) |
| 233600 | 233600 | INTERCO PAY/REC: PAC/PWW | (234,475.53) |
| 233650 | 233650 | INTERCO LOAN PWW/PAC: RSF | (12,954.74) |
| 233700 | 233700 | INTERCO PAY/REC: PAC/PEU | - |
| 223202 | 223202 | INTERCO ADV-PCP PROM NOTE 5/18 | |
| 223800 | 223800 | INTERCO LOAN PAC - INTERGRATED | |
| 223215 | 223215 | ST NOTE PAYABLE - PCP 2018 1.1M LOAN | (26,851.16) |

| | | | |
|--------|--------|----------------------------------|---------------------|
| 233300 | 233300 | INTERCO PAY/REC: PAC/PCP | |
| | | Total Current Liabilities | (305,794.83) |

Other Deferred Credits

| | | | |
|--------|--------|-----------------------------------|--------------|
| 282200 | 282200 | DEFERRED INCOME TAXES | (422,161.46) |
| 283100 | 283100 | ACCUM DEFERRED INC TAX - REG LIAB | (201,217.00) |

| | | | |
|--------|--------|--|-----------------------|
| | | | (623,378.46) |
| 271200 | 271200 | CONTRIBUTIONS IN AID OF CONST | (750,286.50) |
| 271201 | 271201 | CIAC-WATER FILTRATION GRANT | (398,349.91) |
| | | | (1,148,636.41) |
| | | <u>Reserve for Amort of CIAC: All</u> | |
| 272101 | 272101 | RESERVE FOR AMORT OF CIAC:PAC | 543,762.64 |
| | | | 543,762.64 |
| | | Total Deferred Credits | (1,228,252.23) |
| | | Total Equity & Liabilities | (4,298,257.39) |

| | 1 | 2 | 3 | 4 | 5 | 6 |
|--|---------------------|---------------------|---------------------|---------------------|---------------------|---------------------|
| | Jan-22 | Feb-22 | Mar-22 | Apr-22 | May-22 | Jun-22 |
| | 44,180.00 | 44,180.00 | 44,180.00 | 44,180.00 | 44,180.00 | 44,180.00 |
| | 16,153.19 | 16,153.19 | 16,153.19 | 16,153.19 | 16,153.19 | 16,153.19 |
| | 60,333.19 | 60,333.19 | 60,333.19 | 60,333.19 | 60,333.19 | 60,333.19 |
| | 71,250.05 | 71,250.05 | 71,250.05 | 71,250.05 | 71,250.05 | 71,250.05 |
| | 1,080.00 | 1,080.00 | 1,080.00 | 1,080.00 | 1,080.00 | 1,080.00 |
| | 935,239.12 | 935,239.12 | 935,239.12 | 935,239.12 | 935,239.12 | 935,239.12 |
| | 137,331.46 | 137,331.46 | 137,331.46 | 137,331.46 | 137,331.46 | 137,331.46 |
| | 38,270.60 | 38,270.60 | 38,270.60 | 38,270.60 | 38,270.60 | 38,270.60 |
| | 309,352.72 | 309,352.72 | 309,352.72 | 309,352.72 | 309,352.72 | 309,352.72 |
| | 1,492,523.95 | 1,492,523.95 | 1,492,523.95 | 1,492,523.95 | 1,492,523.95 | 1,492,523.95 |
| | 55,407.06 | 55,407.06 | 55,407.06 | 55,407.06 | 55,407.06 | 55,407.06 |
| | 1,651.09 | 1,651.09 | 1,651.09 | 1,651.09 | 1,651.09 | 1,651.09 |
| | 13,870.94 | 13,870.94 | 13,870.94 | 13,870.94 | 13,870.94 | 13,870.94 |
| | - | - | - | - | - | - |
| | 17,042.89 | 17,042.89 | 17,042.89 | 17,042.89 | 17,042.89 | 17,042.89 |
| | 41,963.48 | 41,963.48 | 41,963.48 | 41,963.48 | 41,963.48 | 41,963.48 |
| | 129,935.46 | 129,935.46 | 129,935.46 | 129,935.46 | 129,935.46 | 129,935.46 |
| | 5,000.00 | 5,000.00 | 5,000.00 | 5,000.00 | 5,000.00 | 5,000.00 |
| | 2,003.77 | 2,003.77 | 2,003.77 | 2,003.77 | 2,003.77 | 2,003.77 |
| | 124,788.30 | 124,788.30 | 124,788.30 | 124,788.30 | 124,788.30 | 124,788.30 |
| | 2,833.21 | 2,833.21 | 2,833.21 | 2,833.21 | 2,833.21 | 2,833.21 |
| | 642,373.35 | 642,373.35 | 642,373.35 | 642,373.35 | 642,373.35 | 642,373.35 |
| | 316,734.00 | 316,734.00 | 316,734.00 | 316,734.00 | 316,734.00 | 316,734.00 |
| | 216.00 | 216.00 | 216.00 | 216.00 | 216.00 | 216.00 |
| | 9,998.74 | 9,998.74 | 9,998.74 | 9,998.74 | 9,998.74 | 9,998.74 |
| | 69,021.53 | 69,021.53 | 69,021.53 | 69,021.53 | 69,021.53 | 69,021.53 |
| | 284.49 | 284.49 | 284.49 | 284.49 | 284.49 | 284.49 |
| | - | - | - | - | - | - |
| | 1,018,899.48 | 1,018,899.48 | 1,018,899.48 | 1,018,899.48 | 1,018,899.48 | 1,018,899.48 |
| | 176,678.50 | 176,678.50 | 176,678.50 | 176,678.50 | 176,678.50 | 176,678.50 |
| | 3,700.02 | 3,700.02 | 3,700.02 | 3,700.02 | 3,700.02 | 3,700.02 |
| | 117,207.78 | 117,207.78 | 117,207.78 | 117,207.78 | 117,207.78 | 117,207.78 |
| | 67,128.44 | 67,128.44 | 67,128.44 | 67,128.44 | 67,128.44 | 67,128.44 |
| | 85,471.36 | 85,471.36 | 85,396.68 | 85,396.68 | 85,396.68 | 85,396.68 |
| | 56,441.54 | 56,441.54 | 56,438.83 | 56,438.83 | 56,438.83 | 56,562.39 |
| | 90,328.27 | 90,328.27 | 90,328.27 | 90,328.27 | 90,328.27 | 90,328.27 |
| | 184.00 | 184.00 | 184.00 | 184.00 | 184.00 | 184.00 |
| | 14,550.00 | 14,550.00 | 14,550.00 | 14,550.00 | 14,550.00 | 14,550.00 |
| | 1,495.00 | 1,495.00 | 1,495.00 | 1,495.00 | 1,495.00 | 1,495.00 |
| | 2,805,337.78 | 2,805,337.78 | 2,805,260.39 | 2,805,260.39 | 2,805,260.39 | 2,805,383.95 |

| | | | | | |
|---------------------|---------------------|---------------------|---------------------|---------------------|---------------------|
| 9,687.95 | 9,687.95 | 9,687.95 | 9,687.95 | 9,687.95 | 9,687.95 |
| 31,159.42 | 31,159.42 | 31,159.42 | 31,159.42 | 31,159.42 | 31,159.42 |
| 30,662.09 | 30,662.09 | 30,662.09 | 30,662.09 | 30,662.09 | 30,662.09 |
| 24,555.64 | 24,555.64 | 24,555.64 | 24,555.64 | 24,555.64 | 24,555.64 |
| 19,744.54 | 19,744.54 | 19,744.54 | 19,744.54 | 19,744.54 | 19,744.54 |
| 115,809.64 | 115,809.64 | 115,809.64 | 115,809.64 | 115,809.64 | 115,809.64 |
| 75,550.65 | 75,550.65 | 75,550.65 | 75,550.65 | 75,550.65 | 75,550.65 |
| 75,550.65 | 75,550.65 | 75,550.65 | 75,550.65 | 75,550.65 | 75,550.65 |
| 4,679,490.67 | 4,679,490.67 | 4,679,413.28 | 4,679,413.28 | 4,679,413.28 | 4,679,536.84 |
| (2,205,461.83) | (2,213,679.99) | (2,221,797.13) | (2,229,981.02) | (2,238,164.96) | (2,246,349.67) |
| 244,481.17 | 244,481.17 | 244,481.17 | 244,481.17 | 244,481.17 | 244,481.17 |
| 197,503.87 | 197,503.87 | 197,604.54 | 197,604.54 | 197,604.54 | 197,604.54 |
| 1,763,476.79 | 1,771,694.95 | 1,779,711.42 | 1,787,895.31 | 1,796,079.25 | 1,804,263.96 |
| 2,916,013.88 | 2,907,795.72 | 2,899,701.86 | 2,891,517.97 | 2,883,334.03 | 2,875,272.88 |
| - | - | - | - | - | - |
| 2,916,013.88 | 2,907,795.72 | 2,899,701.86 | 2,891,517.97 | 2,883,334.03 | 2,875,272.88 |
| - | - | - | - | - | - |
| - | - | - | - | - | - |
| - | - | - | - | - | - |
| 14,360.82 | 14,677.60 | 20,010.05 | 20,027.72 | 20,768.74 | 20,154.40 |
| 620.66 | 765.14 | 3,197.28 | 3,205.34 | 3,543.32 | 3,263.12 |
| (17,293.93) | (10,733.47) | 10,650.04 | 6,848.79 | 10,536.76 | (1,694.01) |
| 41,381.31 | (44,491.76) | (130,291.82) | (68,350.25) | 40,874.13 | 55,931.21 |
| 484.00 | (7,522.61) | 10,179.89 | (10,336.35) | 18,567.80 | 5,613.06 |
| 1,744.39 | 2,319.61 | 3,123.60 | 3,685.18 | 4,279.75 | 4,812.50 |
| 46,666.54 | 55,351.55 | 26,504.47 | 48,616.18 | 22,587.10 | 24,954.78 |
| - | - | - | - | - | - |
| (500.00) | (500.00) | (500.00) | (500.00) | (500.00) | (500.00) |
| 82,136.00 | 85,748.00 | 77,534.00 | 74,767.00 | 83,034.00 | 82,303.00 |
| - | - | 36,290.09 | 36,290.09 | 32,978.20 | 29,832.76 |
| - | - | - | - | - | - |
| - | - | - | - | - | - |
| - | - | - | - | - | - |
| - | - | - | - | - | - |

| | | | | | |
|---------------------|---------------------|---------------------|---------------------|---------------------|---------------------|
| 83.34 | 2,329.83 | 1,479.73 | 3,148.73 | 3,317.85 | 3,486.97 |
| - | - | - | - | - | - |
| 1,500.00 | 1,704.33 | 1,200.00 | 1,050.00 | 1,554.34 | 1,050.00 |
| 17,746.00 | 8,873.00 | - | - | - | 27,477.50 |
| 19,329.34 | 12,907.16 | 2,679.73 | 4,198.73 | 4,872.19 | 32,014.47 |
| 6,974.79 | 6,971.58 | 6,968.24 | 6,961.30 | 6,946.05 | 6,914.06 |
| 149,960.41 | 129,029.98 | 228,129.18 | 206,552.66 | 123,732.90 | 107,713.17 |
| 156,935.20 | 136,001.56 | 235,097.42 | 213,513.96 | 130,678.95 | 114,627.23 |
| 345,864.33 | 244,522.78 | 294,474.75 | 331,966.39 | 372,220.94 | 371,312.52 |
| 1,111,599.86 | 1,108,476.14 | 1,105,352.41 | 1,102,228.68 | 1,099,104.95 | 1,095,981.22 |
| - | - | - | - | - | - |
| - | - | - | - | - | - |
| - | - | - | - | - | - |
| - | - | - | - | - | - |
| - | - | - | - | - | - |
| 2,516.87 | 2,462.16 | 2,407.45 | 2,352.74 | 2,298.03 | 2,243.31 |
| 9,008.34 | 8,879.65 | 8,750.96 | 8,622.27 | 8,493.58 | 8,364.89 |
| - | - | - | - | - | - |
| - | - | - | - | - | - |
| - | - | - | - | - | - |
| - | - | - | - | - | - |
| - | - | - | - | - | - |
| 35,747.04 | 35,747.04 | 35,747.04 | 35,747.04 | 32,747.93 | 29,788.69 |
| - | - | - | - | - | - |
| 3,668.50 | 3,668.50 | 3,668.50 | 3,668.50 | 3,668.50 | 3,668.50 |
| - | - | - | - | - | - |
| - | - | - | - | - | - |
| (3,668.50) | (3,668.50) | (3,668.50) | (3,668.50) | (3,668.50) | (3,668.50) |
| 1,158,872.11 | 1,155,564.99 | 1,152,257.86 | 1,148,950.73 | 1,142,644.49 | 1,136,378.11 |
| - | - | - | - | - | - |
| 19,646.90 | 19,584.57 | 19,522.24 | 19,459.91 | 19,397.58 | 19,335.25 |
| 1,178,519.01 | 1,175,149.56 | 1,171,780.10 | 1,168,410.64 | 1,162,042.07 | 1,155,713.36 |
| 4,440,397.22 | 4,327,468.06 | 4,365,956.71 | 4,391,895.00 | 4,417,597.04 | 4,402,298.76 |
| (100.00) | (100.00) | (100.00) | (100.00) | (100.00) | (100.00) |

| | | | | | |
|-----------------------|-----------------------|-----------------------|-----------------------|-----------------------|-----------------------|
| (1,641,504.84) | (1,514,556.85) | (1,514,556.85) | (1,514,556.85) | (1,514,556.85) | (1,514,556.85) |
| 99,227.08 | 99,227.08 | 99,227.08 | 99,227.08 | 99,227.08 | 99,227.08 |
| (2,510.32) | (15,101.67) | (38,144.86) | (40,118.22) | (47,022.54) | (41,054.47) |
| (1,544,888.08) | (1,430,531.44) | (1,453,574.63) | (1,455,547.99) | (1,462,452.31) | (1,456,484.24) |
| (115,916.69) | (115,677.69) | (115,438.69) | (115,198.69) | (114,957.69) | (114,715.69) |
| (35,876.98) | (35,757.79) | (35,638.60) | (35,519.41) | (35,400.22) | (35,281.03) |
| (1,067,405.14) | (1,065,122.49) | (1,062,833.74) | (1,060,538.93) | (1,058,237.98) | (1,055,930.89) |
| (1,219,198.81) | (1,216,557.97) | (1,213,911.03) | (1,211,257.03) | (1,208,595.89) | (1,205,927.61) |
| (2,799.00) | (2,809.00) | (2,818.00) | (2,828.00) | (2,838.00) | (2,848.00) |
| (1,430.28) | (1,430.28) | (1,430.28) | (1,430.28) | (1,430.28) | (1,430.28) |
| (4,229.28) | (4,239.28) | (4,248.28) | (4,258.28) | (4,268.28) | (4,278.28) |
| (6,013.49) | (2,925.47) | (302.52) | (6,430.19) | (188.82) | (1,544.31) |
| - | - | - | (447.80) | - | - |
| - | - | - | - | - | - |
| (1,675.67) | (3,351.34) | (5,027.01) | (10,548.67) | (21,669.67) | - |
| - | - | - | - | - | - |
| - | - | - | - | - | - |
| (1,938.04) | (297.55) | (363.54) | (937.66) | (282.17) | (351.39) |
| - | - | - | - | - | - |
| (9,627.20) | (6,574.36) | (5,693.07) | (18,364.32) | (22,140.66) | (1,895.70) |
| - | - | - | - | - | (5.87) |
| - | - | - | - | - | - |
| - | - | - | - | - | - |
| (22,238.22) | (22,553.62) | (23,413.43) | (23,821.55) | (26,690.44) | (31,076.56) |
| (374,001.36) | (382,640.70) | (402,589.04) | (417,961.83) | (434,608.46) | (458,587.19) |
| (12,954.74) | (12,954.74) | (12,954.74) | (12,954.74) | (12,954.74) | - |
| - | - | - | - | - | - |
| - | - | - | - | - | - |
| - | - | - | - | - | - |
| (26,922.76) | (26,994.56) | (27,066.56) | (27,138.71) | (27,211.08) | (27,283.64) |
| - | - | - | - | - | - |
| (449,973.56) | (455,957.26) | (475,965.12) | (504,499.43) | (527,873.66) | (523,127.24) |
| (422,161.46) | (422,161.46) | (422,161.46) | (422,161.46) | (422,161.46) | (422,161.46) |
| (201,217.00) | (201,217.00) | (201,217.00) | (201,217.00) | (201,217.00) | (201,217.00) |

| | | | | | |
|-----------------------|-----------------------|-----------------------|-----------------------|-----------------------|-----------------------|
| (623,378.46) | (623,378.46) | (623,378.46) | (623,378.46) | (623,378.46) | (623,378.46) |
| (750,286.50) | (750,286.50) | (750,286.50) | (750,286.50) | (750,286.50) | (750,286.50) |
| (398,349.91) | (398,349.91) | (398,349.91) | (398,349.91) | (398,349.91) | (398,349.91) |
| (1,148,636.41) | (1,148,636.41) | (1,148,636.41) | (1,148,636.41) | (1,148,636.41) | (1,148,636.41) |
| 545,678.10 | 547,593.48 | 549,508.94 | 551,424.32 | 553,339.69 | 555,255.20 |
| 545,678.10 | 547,593.48 | 549,508.94 | 551,424.32 | 553,339.69 | 555,255.20 |
| (1,226,336.77) | (1,224,421.39) | (1,222,505.93) | (1,220,590.55) | (1,218,675.18) | (1,216,759.67) |
| (4,440,397.22) | (4,327,468.06) | (4,365,956.71) | (4,391,895.00) | (4,417,597.04) | (4,402,298.76) |
| - | - | - | - | - | - |

| | 7 | 8 | 9 | 10 | 11 | 12 |
|--|---------------------|---------------------|---------------------|---------------------|---------------------|---------------------|
| | Jul-22 | Aug-22 | Sep-22 | Oct-22 | Nov-22 | Dec-22 |
| | 44,180.00 | 44,180.00 | 44,180.00 | 44,180.00 | 44,180.00 | 44,180.00 |
| | 16,153.19 | 16,153.19 | 16,153.19 | 16,153.19 | 16,153.19 | 16,153.19 |
| | 60,333.19 | 60,333.19 | 60,333.19 | 60,333.19 | 60,333.19 | 60,333.19 |
| | 71,250.05 | 71,250.05 | 71,250.05 | 71,250.05 | 71,250.05 | 71,250.05 |
| | 1,080.00 | 1,080.00 | 1,080.00 | 1,080.00 | 1,080.00 | 1,080.00 |
| | 935,239.12 | 935,239.12 | 935,239.12 | 935,239.12 | 935,239.12 | 935,239.12 |
| | 137,331.46 | 137,331.46 | 137,331.46 | 137,331.46 | 137,331.46 | 137,331.46 |
| | 38,270.60 | 38,270.60 | 38,270.60 | 38,270.60 | 38,270.60 | 38,270.60 |
| | 309,352.72 | 309,352.72 | 309,352.72 | 309,352.72 | 309,352.72 | 309,352.72 |
| | 1,492,523.95 | 1,492,523.95 | 1,492,523.95 | 1,492,523.95 | 1,492,523.95 | 1,492,523.95 |
| | 55,407.06 | 55,407.06 | 55,407.06 | 55,407.06 | 55,407.06 | 55,407.06 |
| | 1,651.09 | 1,651.09 | 1,651.09 | 1,651.09 | 1,651.09 | 1,651.09 |
| | 13,870.94 | 13,870.94 | 13,870.94 | 13,870.94 | 13,870.94 | 13,870.94 |
| | - | - | - | - | - | - |
| | 17,042.89 | 17,042.89 | 17,042.89 | 17,042.89 | 17,042.89 | 17,042.89 |
| | 41,963.48 | 41,963.48 | 41,963.48 | 41,963.48 | 41,963.48 | 41,963.48 |
| | 129,935.46 | 129,935.46 | 129,935.46 | 129,935.46 | 129,935.46 | 129,935.46 |
| | 5,000.00 | 5,000.00 | 5,000.00 | 5,000.00 | 5,000.00 | 5,000.00 |
| | 2,003.77 | 2,003.77 | 2,003.77 | 2,003.77 | 2,003.77 | 2,003.77 |
| | 124,788.30 | 124,788.30 | 124,788.30 | 124,788.30 | 124,788.30 | 124,788.30 |
| | 2,833.21 | 2,833.21 | 2,833.21 | 2,833.21 | 2,833.21 | 2,833.21 |
| | 642,373.35 | 642,373.35 | 642,373.35 | 642,373.35 | 642,373.35 | 642,373.35 |
| | 316,734.00 | 316,734.00 | 316,734.00 | 316,734.00 | 316,734.00 | 316,734.00 |
| | 216.00 | 216.00 | 216.00 | 216.00 | 216.00 | 216.00 |
| | 9,998.74 | 9,998.74 | 9,998.74 | 9,998.74 | 9,998.74 | 9,998.74 |
| | 69,021.53 | 69,021.53 | 69,021.53 | 69,021.53 | 69,021.53 | 69,021.53 |
| | 284.49 | 284.49 | 284.49 | 284.49 | 284.49 | 284.49 |
| | - | - | - | - | - | - |
| | 1,018,899.48 | 1,018,899.48 | 1,018,899.48 | 1,018,899.48 | 1,018,899.48 | 1,018,899.48 |
| | 176,678.50 | 176,678.50 | 176,678.50 | 176,678.50 | 176,678.50 | 176,678.50 |
| | 3,700.02 | 3,700.02 | 3,700.02 | 3,700.02 | 3,700.02 | 3,700.02 |
| | 117,207.78 | 117,207.78 | 117,207.78 | 117,207.78 | 117,207.78 | 117,207.78 |
| | 67,128.44 | 67,128.44 | 67,128.44 | 67,128.44 | 67,128.44 | 67,128.44 |
| | 85,396.68 | 85,396.68 | 85,396.68 | 85,396.68 | 85,396.68 | 85,260.75 |
| | 56,562.39 | 56,562.39 | 56,224.14 | 56,126.42 | 56,126.42 | 56,352.19 |
| | 90,328.27 | 90,328.27 | 90,328.27 | 90,328.27 | 90,328.27 | 90,328.27 |
| | 184.00 | 184.00 | 184.00 | 184.00 | 184.00 | 184.00 |
| | 14,550.00 | 14,550.00 | 14,550.00 | 14,550.00 | 14,550.00 | 14,550.00 |
| | 1,495.00 | 1,495.00 | 1,495.00 | 1,495.00 | 1,495.00 | 1,495.00 |
| | 2,805,383.95 | 2,805,383.95 | 2,805,045.70 | 2,804,947.98 | 2,804,947.98 | 2,805,037.82 |

| | | | | | |
|---------------------|---------------------|---------------------|---------------------|---------------------|---------------------|
| 9,687.95 | 9,687.95 | 9,687.95 | 9,687.95 | 9,687.95 | 9,687.95 |
| 31,159.42 | 31,159.42 | 31,159.42 | 31,159.42 | 31,159.42 | 31,159.42 |
| 30,662.09 | 39,919.42 | 31,404.25 | 31,404.25 | 31,404.25 | 31,404.25 |
| 24,555.64 | 24,555.64 | 24,555.64 | 24,555.64 | 24,555.64 | 24,555.64 |
| 19,744.54 | 19,744.54 | 19,744.54 | 19,744.54 | 19,744.54 | 19,744.54 |
| 115,809.64 | 125,066.97 | 116,551.80 | 116,551.80 | 116,551.80 | 116,551.80 |
| 75,550.65 | 75,550.65 | 75,550.65 | 75,550.65 | 75,550.65 | 75,550.65 |
| 75,550.65 | 75,550.65 | 75,550.65 | 75,550.65 | 75,550.65 | 75,550.65 |
| 4,679,536.84 | 4,688,794.17 | 4,679,940.75 | 4,679,843.03 | 4,679,843.03 | 4,679,932.87 |
| (2,254,516.46) | (2,262,733.43) | (2,265,278.68) | (2,273,396.31) | (2,281,504.76) | (2,289,000.95) |
| 244,481.17 | 244,481.17 | 244,481.17 | 244,481.17 | 244,481.17 | 244,489.46 |
| 197,604.54 | 197,604.54 | 201,124.00 | 201,164.35 | 201,164.35 | 201,645.08 |
| 1,812,430.75 | 1,820,647.72 | 1,819,673.51 | 1,827,750.79 | 1,835,859.24 | 1,842,866.41 |
| 2,867,106.09 | 2,868,146.45 | 2,860,267.24 | 2,852,092.24 | 2,843,983.79 | 2,837,066.46 |
| - | - | - | - | - | - |
| 2,867,106.09 | 2,868,146.45 | 2,860,267.24 | 2,852,092.24 | 2,843,983.79 | 2,837,066.46 |
| - | - | - | - | - | - |
| - | - | - | - | - | - |
| - | - | - | - | - | - |
| 21,147.10 | 21,497.59 | 21,992.30 | 22,814.92 | 21,527.62 | 22,197.02 |
| 3,715.89 | 3,875.75 | 3,041.05 | 4,600.51 | 784.81 | (4,131.29) |
| (15,660.49) | (21,028.60) | (12,170.26) | 39,161.08 | 26,611.91 | 21,160.54 |
| 11,195.81 | 318,927.52 | 28,061.84 | 38,103.15 | 29,470.66 | 15,926.48 |
| 5,613.06 | 5,688.63 | 5,613.06 | 5,613.06 | 5,613.06 | 8,841.62 |
| 5,418.55 | 5,995.31 | 6,578.65 | 7,176.94 | 7,679.00 | 8,270.30 |
| 58,068.31 | 22,625.50 | 65,044.78 | 47,179.18 | 24,609.87 | 51,321.29 |
| - | - | - | - | - | 170.00 |
| (500.00) | (500.00) | (500.00) | (500.00) | (500.00) | (500.00) |
| 80,446.00 | 83,861.00 | 75,636.00 | 81,775.00 | 76,705.00 | 76,145.00 |
| 26,788.17 | 23,749.04 | 20,686.60 | 17,745.95 | 14,805.54 | 11,859.40 |
| - | - | - | - | - | - |
| - | - | - | - | - | - |
| - | - | - | - | - | - |
| - | - | - | - | - | - |

| | | | | | |
|---------------------|---------------------|---------------------|---------------------|---------------------|---------------------|
| 2,156.21 | 3,347.33 | 3,516.45 | 2,291.87 | 1,435.88 | 128.84 |
| - | - | - | - | - | - |
| 900.00 | 750.00 | 600.00 | 1,950.00 | 2,122.33 | 1,650.00 |
| 18,318.33 | 9,159.16 | (0.01) | - | 21,998.67 | 16,499.00 |
| 21,374.54 | 13,256.49 | 4,116.44 | 4,241.87 | 25,556.88 | 18,277.84 |
| 6,876.05 | 6,814.04 | 6,747.95 | 6,657.85 | 6,542.18 | - |
| 189,580.89 | - | 241,055.63 | 237,007.33 | 297,995.58 | - |
| 196,456.94 | 6,814.04 | 247,803.58 | 243,665.18 | 304,537.76 | - |
| 414,063.88 | 484,762.27 | 465,904.04 | 511,576.84 | 537,402.11 | 229,538.20 |
| 1,092,857.50 | 1,089,733.77 | 1,086,610.04 | 1,083,486.31 | 1,080,362.58 | 1,077,238.85 |
| - | - | - | - | - | - |
| - | - | - | - | - | - |
| - | - | - | - | - | - |
| - | - | - | - | - | - |
| - | - | - | - | - | - |
| 2,188.60 | 2,133.88 | 2,079.17 | 2,024.46 | 1,969.74 | 1,915.02 |
| 8,236.20 | 8,107.51 | 7,978.82 | 7,850.13 | 7,721.44 | 7,592.75 |
| - | - | - | - | - | - |
| - | - | - | - | - | - |
| - | - | - | - | - | - |
| - | - | - | - | - | - |
| - | - | - | - | - | - |
| 26,909.19 | 24,065.13 | 21,194.49 | 18,474.47 | 15,767.74 | 13,074.30 |
| - | - | - | - | - | - |
| 3,668.50 | 3,668.50 | 3,668.50 | 3,668.50 | 3,668.50 | 3,668.50 |
| - | - | - | - | - | - |
| - | - | - | - | - | - |
| (3,668.50) | (3,668.50) | (3,668.50) | (3,668.50) | (3,668.50) | (3,668.50) |
| 1,130,191.49 | 1,124,040.29 | 1,117,862.52 | 1,111,835.37 | 1,105,821.50 | 1,099,820.92 |
| - | - | - | - | - | - |
| 19,272.92 | 19,210.59 | 19,148.26 | 19,085.93 | 19,023.60 | 18,961.27 |
| 1,149,464.41 | 1,143,250.88 | 1,137,010.78 | 1,130,921.30 | 1,124,845.10 | 1,118,782.19 |
| 4,430,634.38 | 4,496,159.60 | 4,463,182.06 | 4,494,590.38 | 4,506,231.00 | 4,185,386.85 |
| (100.00) | (100.00) | (100.00) | (100.00) | (100.00) | (100.00) |

| | | | | | |
|-----------------------|-----------------------|-----------------------|-----------------------|-----------------------|-----------------------|
| (1,514,556.85) | (1,514,556.85) | (1,514,556.85) | (1,514,556.85) | (1,514,556.85) | (1,514,556.85) |
| 99,227.08 | 99,227.08 | 99,227.08 | 99,227.08 | 99,227.08 | 99,227.08 |
| (33,262.13) | (35,300.45) | (46,049.07) | (57,182.28) | (65,780.25) | (47,969.36) |
| (1,448,691.90) | (1,450,730.22) | (1,461,478.84) | (1,472,612.05) | (1,481,210.02) | (1,463,399.13) |
| (114,472.69) | (114,228.69) | (113,984.69) | (113,739.69) | (113,493.69) | (113,246.69) |
| (35,161.84) | (35,042.65) | (34,923.46) | (34,804.27) | (34,685.08) | (34,565.89) |
| (1,053,617.65) | (1,051,298.20) | (1,048,972.61) | (1,046,640.82) | (1,044,302.80) | (1,041,958.55) |
| (1,203,252.18) | (1,200,569.54) | (1,197,880.76) | (1,195,184.78) | (1,192,481.57) | (1,189,771.13) |
| (2,858.00) | (2,868.00) | (2,878.00) | (2,888.00) | (2,898.00) | (2,908.00) |
| (1,430.28) | (1,430.28) | (1,430.28) | (1,430.28) | (1,430.28) | (1,430.28) |
| (4,288.28) | (4,298.28) | (4,308.28) | (4,318.28) | (4,328.28) | (4,338.28) |
| (2,449.52) | (9,257.33) | (584.34) | (1,466.48) | (1,972.33) | (10,426.81) |
| - | - | - | - | (1,327.50) | (1,062.00) |
| - | - | - | - | - | 591.98 |
| (1,675.67) | (3,351.34) | (0.01) | (10,834.84) | (3,351.34) | - |
| - | - | - | - | - | - |
| - | - | - | - | - | - |
| (966.87) | (1,498.28) | (1,808.11) | (2,085.94) | (23.67) | (1,358.98) |
| - | - | - | - | - | - |
| (5,092.06) | (14,106.95) | (2,392.46) | (14,387.26) | (6,674.84) | (12,255.81) |
| - | - | - | - | - | - |
| - | - | - | - | - | - |
| (34,876.56) | (38,407.04) | (38,668.94) | (41,359.44) | (41,359.44) | - |
| (492,233.16) | (506,638.82) | (519,937.84) | (530,055.67) | (545,345.78) | - |
| - | - | - | - | - | - |
| - | - | - | - | - | - |
| - | - | - | - | - | - |
| - | - | - | - | - | - |
| (27,356.39) | (27,429.38) | (27,502.52) | (27,575.86) | (27,649.40) | (27,723.13) |
| - | (41,050.96) | - | - | - | (281,684.57) |
| (563,846.45) | (631,931.43) | (592,810.04) | (617,696.51) | (625,357.74) | (326,001.79) |
| (422,161.46) | (422,161.46) | (422,161.46) | (422,161.46) | (422,161.46) | (423,110.59) |
| (201,217.00) | (201,217.00) | (201,217.00) | (201,217.00) | (201,217.00) | (201,217.00) |

| | | | | | |
|-----------------------|-----------------------|-----------------------|-----------------------|-----------------------|-----------------------|
| (623,378.46) | (623,378.46) | (623,378.46) | (623,378.46) | (623,378.46) | (624,327.59) |
| (750,286.50) | (750,286.50) | (750,286.50) | (750,286.50) | (750,286.50) | (750,286.50) |
| (398,349.91) | (398,349.91) | (398,349.91) | (398,349.91) | (398,349.91) | (398,349.91) |
| (1,148,636.41) | (1,148,636.41) | (1,148,636.41) | (1,148,636.41) | (1,148,636.41) | (1,148,636.41) |
| 557,171.02 | 559,086.46 | 561,002.45 | 562,917.83 | 564,833.20 | 566,749.20 |
| 557,171.02 | 559,086.46 | 561,002.45 | 562,917.83 | 564,833.20 | 566,749.20 |
| (1,214,843.85) | (1,212,928.41) | (1,211,012.42) | (1,209,097.04) | (1,207,181.67) | (1,206,214.80) |
| (4,430,634.38) | (4,496,159.60) | (4,463,182.06) | (4,494,590.38) | (4,506,231.00) | (4,185,386.85) |
| - | - | - | - | - | - |

44,180.00
16,153.19
60,333.19
-
71,250.05
1,080.00
935,239.12
137,331.46
38,270.60
-
309,352.72
1,492,523.95
-
55,407.06
1,651.09
13,870.94
-
-
17,042.89
41,963.48
129,935.46
-
5,000.00
2,003.77
124,788.30
2,833.21
642,373.35
316,734.00
216.00
9,998.74
69,021.53
284.49
-
1,018,899.48
176,678.50
3,700.02
117,207.78
67,128.44
85,296.32
56,396.73
90,328.27
184.00
14,550.00
1,495.00
2,805,117.93

-
9,687.95
31,159.42
31,602.55
24,555.64
19,744.54
116,750.10
-
75,550.65
75,550.65
-
4,680,211.27
-
-
(2,244,546.94)
244,469.90
198,710.51
1,801,366.52
-
2,878,844.75
-
-
-
-
2,878,844.75
-
-
-
-
-
18,591.81
2,055.21
1,524.04
28,256.47
4,239.50
4,698.75
-
39,843.36
13.08
-
-
(521.23)
80,365.69
19,309.68
-
-
-
-
-
-

-
-
2,062.03
-
1,360.08
11,283.90
14,706.00
-
6,334.77
149,731.72
156,066.49
-
369,148.86
-
-
-
1,095,974.16
-
-
-
-
-
-
2,243.31
8,364.89
-
-
-
-
-
-
27,631.44
-
3,668.50
-
-
(3,668.50)
1,134,213.79
-
-
-
19,335.25
-
1,153,549.04
-
4,401,542.65
-
-
-
-
-
(100.00)

(1,534,087.31)
-
100,220.58
-
(37,108.54)
-
(1,471,075.28)
-
(114,709.69)
(35,281.03)
(1,055,887.81)
(1,205,878.53)
-
-
-
(2,848.23)
(1,430.28)
(4,278.51)
-
(3,656.80)
(218.25)
45.54
(4,729.66)
-
-
(999.33)
-
(9,558.51)
-
-
(0.45)
-
-
-
(28,207.96)
(407,621.18)
(5,979.11)
-
-
-
(27,285.01)
-
-
-
(24,825.81)
-
(507,756.54)
-
-
-
(422,234.47)
(201,217.00)

(623,451.47)
-
(750,286.50)
(398,349.91)
(1,148,636.41)
-
555,255.58
555,255.58
-
(1,216,832.30)
-
(4,401,542.65)
-
-

8/31/18

Jan-21

Water Sales

| | | | | |
|--------|-----|------|--------------------------------|------------------|
| 461000 | 001 | 6100 | WATER SALES: BILLED REVENUE | (51,701.88) |
| 461001 | 001 | 6100 | WATER SALES BILLED RECOUPMENT | - |
| 461100 | 001 | 6100 | WATER SALES: UNBILLED REVENUE | (255.00) |
| 461200 | 001 | 6100 | WATER SALES-UNBILLED RECOUPMNT | - |
| 462000 | 001 | 6100 | FIRE PROTECTION REVENUE | (17,072.56) |
| 460200 | 001 | 6100 | CBFRR REVENUES | (12,213.25) |
| 460998 | 001 | 6100 | CBFRR REVENUES - CONTRA | 12,213.25 |
| | | | | 69,029.44 |

Other Operating Revenue

| | | | | |
|--------|-----|------|------------------------|---------------|
| 471300 | 001 | 6100 | MISC OPERATING REVENUE | (115.00) |
| | | | | 115.00 |

Total Revenues**69,144.44****Production Expenses**

| | | | | |
|--------|-----|------|--------------------------------|------------------|
| 601100 | 001 | 6105 | OTHER PROD LABOR:TREAT PLANT | - |
| 603500 | 001 | 6105 | OTHER PROD MAT&EXP: SRC/SUPPLY | - |
| 610200 | 001 | 6105 | SUPERINTENDENCE: WTP-PAC | - |
| 610201 | 001 | 6105 | BENEFITS: WTP-PAC | - |
| 623100 | 001 | 6105 | POWER PURCHASED: TRT PLT ELEC | 598.38 |
| 624100 | 001 | 6105 | OPER LABOR: TREATMENT PLANT | 9,385.65 |
| 626100 | 001 | 6105 | OPER EXP T PLANT: MAT & EXP | 286.53 |
| 626110 | 001 | 6105 | OPER EXP T PLANT: GAS/OIL | - |
| 626120 | 001 | 6105 | OPER EXP T PLANT: PHONE | 123.09 |
| 631100 | 001 | 6105 | MAINT STRUCT: TREATMENT PLANT | 146.97 |
| 631500 | 001 | 6105 | MAINT STRUCT: SOURCE OF SUPPLY | - |
| 633100 | 001 | 6105 | MAINT PUMP EQU: HIGH LIFT ELC | - |
| 633199 | 001 | 6105 | BOOSTER STATION GENERAL MAINT | - |
| 641110 | 001 | 6105 | CHLORINE: TREATMENT PLANT | - |
| 641120 | 001 | 6105 | ALUM. SULFATE/FERRIC CHLORIDE | - |
| 641140 | 001 | 6105 | POLYMERS | - |
| 641160 | 001 | 6105 | CORROSION INHIBITOR | - |
| 641213 | 001 | 6105 | SODA ASH | - |
| 642200 | 001 | 6105 | LABORATORY EXPENSE | - |
| 642205 | 001 | 6105 | LAB EXPENSE: OUTSIDE TESTING | 661.00 |
| 652200 | 001 | 6105 | MAINT PROC EQU: TRT PLANT | 2,022.19 |
| 652220 | 001 | 6105 | MAINT PROC EQUIP: SCADA & OTHR | 288.65 |
| | | | | 13,512.46 |

Transmission & Distribution Expenses

| | | | | |
|--------|-----|------|-------------------------------|--------|
| 660000 | 001 | 6106 | SUPERINTENDENCE: OPS-PAC | - |
| 660001 | 001 | 6106 | BENEFITS: OPS-PAC | - |
| 662003 | 001 | 6106 | MISC GEN EXPENSE/OPERATIONS | - |
| 662004 | 001 | 6106 | MISC T&D MATERIALS & SUPPLIES | - |
| 662100 | 001 | 6106 | DUTY PAY | - |
| 663100 | 001 | 6106 | METER OPERATING LABOR & EXP | 86.22 |
| 663101 | 001 | 6106 | MOLE: METER REMOVAL | 243.44 |

| | | | | |
|--------|-----|------|--------------------------------|---------------|
| 664200 | 001 | 6106 | OTHER EXPENSE ON CUST PREMISIS | - |
| 665100 | 001 | 6106 | SMALL TOOLS EXPENSE | - |
| 665250 | 001 | 6106 | TRANS/EXP: MISCELLANEOUS | - |
| 665400 | 001 | 6106 | GASOLINE | - |
| 673001 | 001 | 6106 | MAINT MAINS: REPAIRS | 252.89 |
| 673002 | 001 | 6106 | MAINT MAINS: GATE PROGRAM | - |
| 673003 | 001 | 6106 | MAINT MAINS: FLUSHING LN | - |
| 673004 | 001 | 6106 | MAINT GATES: INSPECTION: PAC | - |
| 675000 | 001 | 6106 | MAINTENANCE: SERVICES | - |
| 676000 | 001 | 6106 | MAINTENANCE: METERS | 121.72 |
| 677001 | 001 | 6106 | MAINTENANCE: HYDRANTS-REPAIRS | - |
| 677002 | 001 | 6106 | MAINTENANCE: HYDRANTS-PAINTING | - |
| 677003 | 001 | 6106 | MAINTENANCE: HYDRANTS-INSPECTN | - |
| 678000 | 001 | 6106 | MONITOR CONTRACTORS MARKING | - |
| | | | | 704.27 |

Customer Accounts & Collection Expenses

| | | | | |
|--------|-----|------|----------------------------|-----------------|
| 902000 | 001 | 6108 | CUSTOMER ORDS: COLLECTIONS | - |
| 903000 | 001 | 6108 | CUSTOMER ORDS: COLLECTIONS | - |
| 902001 | 001 | 6108 | METER READING | 310.43 |
| 902098 | 001 | 6108 | METER READING: TRANSFERS | 99.54 |
| 902099 | 001 | 6108 | METER READING: EXCEPTIONS | 94.04 |
| 902100 | 001 | 6108 | BILLING & ACCOUNTING | - |
| 903100 | 001 | 6108 | BILLING & ACCOUNTING | 533.22 |
| 930200 | 001 | 6108 | PUBLIC RELATIONS | - |
| 904000 | 001 | 6108 | UNCOLLECTABLE ACCOUNTS | - |
| | | | | 1,037.23 |

Administrative and General Expense

| | | | | |
|--------|-----|------|--------------------------------|-----------------|
| 921000 | 001 | 6109 | OFFICE SUPPLIES & EXPENSE | 9.52 |
| 921160 | 001 | 6109 | OFFICE SUPPLIES & EXP: PHONE | 37.83 |
| 923000 | 001 | 6109 | OUTSIDE SERVICES | - |
| 924000 | 001 | 6109 | INSURANCE EXPENSE | 850.25 |
| 928000 | 001 | 6109 | REGULATORY COMMISSION EXPENSE | 257.33 |
| 930100 | 001 | 6109 | MEETING CONVENTION/MEMBSP FEES | - |
| 930102 | 001 | 6109 | LICENSING FEES | 150.00 |
| 930200 | 001 | 6109 | PUBLIC RELATIONS | - |
| 930300 | 001 | 6109 | MEALS | - |
| 930400 | 001 | 6109 | MISCELLANEOUS GENERAL EXPENSE | - |
| 930410 | 001 | 6109 | CHARITABLE CONTRIBUTIONS | - |
| 950200 | 001 | 6109 | MAINT: OFFICE FURNT & EQUIP | - |
| 950400 | 001 | 6109 | MAINT: MISC GENERAL EQUIP | - |
| 950500 | 001 | 6109 | MAINT COMPUTER EQUIP: PAC | - |
| | | | | 1,304.93 |

Inter Div Management Fee

| | | | | |
|--------|-----|------|---------------------------|------------------|
| 930500 | 001 | 6100 | MAINT COMPUTER EQUIP: PAC | 390.00 |
| 930510 | 001 | 6100 | MAINT COMPUTER EQUIP: PAC | 17,307.00 |
| 930520 | 001 | 6100 | MAINT COMPUTER EQUIP: PAC | - |
| | | | | 17,697.00 |

Total Operating Expenses 34,255.89

Depreciation Expense

| | | | | |
|--------|-----|------|---|------------------|
| 403000 | 001 | 6100 | DEPRECIATION EXPENSE: PAC | 8,284.68 |
| | | | | 8,284.68 |
| | | | <u>Amortization Expense: CIAC</u> | |
| 405300 | 001 | 6100 | AMORTIZATION EXPENSE: CIAC | (1,915.46) |
| | | | <u>Amortization Expense</u> | |
| 407320 | 001 | 6100 | AMORT EXP - DEFERRED CHARGES | 440.71 |
| 407100 | 001 | 6100 | AMORT: ACQUISITION PREMIUM | 2,947.97 |
| | | | | 3,388.68 |
| | | | <u>Taxes Other than Income Tax</u> | |
| 408110 | 001 | 6100 | LOCAL PROPERTY TAXES | 9,163.33 |
| 408130 | 001 | 6100 | OTHER TAXES | - |
| | | | | 9,163.33 |
| 414000 | 001 | 6100 | GAIN FROM FORGIVENESS SRF DEBT | (119.19) |
| | | | <u>Income Tax</u> | |
| 409102 | 001 | 6100 | PROV/FED INC TAX/CURRENT | 3,039.30 |
| 409113 | 001 | 6100 | PROVS FOR NH BUS PRFTS TAX CUR | 1,207.38 |
| 410102 | 001 | 6100 | PROV FEDL INCOME TAX DEFERRED | - |
| 410113 | 001 | 6100 | PROV NH INCOME TAX DEFERRED | - |
| | | | | 4,246.68 |
| | | | Total Operating Deducts | 57,304.61 |
| | | | Net Operating Income | 11,839.83 |
| 421000 | 001 | 6100 | MISC NON-OPERATING INCOME(EXP) | - |
| 426000 | 001 | 6100 | MISC NONUTILITY EXPENSES | - |
| | | | Other Income | - |
| 420000 | 001 | 6100 | AFDUC-INT(DEBT) COMPONENT-PAC | - |
| 420100 | 001 | 6100 | AFUDC - EQUITY COMPONENT - PAC | - |
| 427115 | 001 | 6100 | INTERCOMPANY INTEREST | 3,029.79 |
| 427300 | 001 | 6100 | INTEREST EXP: BONDS & NOTES | 262.10 |
| 428000 | 001 | 6100 | AMORTIZATION OF DEBT EXPENSE | 62.33 |
| 419000 | 001 | 6100 | INTEREST INCOME | - |
| | | | Total Interest | 3,354.22 |
| | | | Net Income Before Dividends | 8,485.61 |
| 438000 | 001 | 6100 | DIVIDENDS: COMMON STOCK | - |
| | | | Net Income (Or Loss) - YTD | 8,485.61 |
| | | | Net Income (Or Loss) - MTD | 8,485.61 |

| | 2 | 3 | 4 | 5 | 6 | 7 |
|------------------|------------------|------------------|------------------|------------------|------------------|-------------|
| | Feb-21 | Mar-21 | Apr-21 | May-21 | Jun-21 | Jul-21 |
| (45,515.04) | (46,206.20) | (51,570.23) | (46,361.17) | (47,531.22) | (58,028.73) | |
| - | - | - | - | - | - | - |
| (997.00) | 3,462.00 | 567.00 | (8,074.00) | 999.00 | 2,135.00 | |
| - | - | - | - | - | - | - |
| (17,072.56) | (17,072.56) | (17,072.56) | (17,072.56) | (17,072.56) | (17,072.56) | (17,072.56) |
| (12,213.25) | (12,213.25) | (12,213.25) | (12,213.25) | (12,213.25) | (12,213.25) | (12,213.25) |
| 12,213.25 | 12,213.25 | 12,213.25 | 12,213.25 | 12,213.25 | 12,213.25 | 12,213.25 |
| 63,584.60 | 59,816.76 | 68,075.79 | 71,507.73 | 63,604.78 | 72,966.29 | |
| (196.00) | (186.00) | (20.00) | (167.00) | (15.00) | (106.00) | |
| 196.00 | 186.00 | 20.00 | 167.00 | 15.00 | 106.00 | |
| 63,780.60 | 60,002.76 | 68,095.79 | 71,674.73 | 63,619.78 | 73,072.29 | |
| - | - | - | - | - | - | - |
| - | - | - | - | - | - | - |
| - | - | - | - | - | - | - |
| - | - | - | - | - | - | - |
| 567.15 | 607.11 | 557.47 | 450.40 | 331.05 | 292.83 | |
| 6,057.95 | 5,968.72 | 6,712.87 | 6,306.37 | 6,947.54 | 6,696.23 | |
| 121.96 | 203.77 | 265.97 | 548.72 | 99.00 | 114.88 | |
| 1,111.70 | - | 2,151.10 | - | - | - | |
| 123.42 | 123.42 | 123.98 | 124.10 | 124.10 | 126.84 | |
| 647.76 | 80.00 | 307.98 | 505.00 | 80.00 | 107.94 | |
| 568.65 | 70.12 | 74.99 | 2,593.72 | 1,849.99 | 5,687.15 | |
| - | - | - | - | - | - | - |
| - | - | - | - | - | - | - |
| 213.10 | - | 213.10 | 315.40 | 218.60 | 206.10 | |
| 882.00 | - | - | - | - | 932.00 | |
| - | - | - | - | - | - | - |
| - | - | - | - | - | - | 591.26 |
| - | 961.25 | - | - | - | - | 936.25 |
| - | - | - | - | - | - | - |
| 207.00 | 290.00 | 367.00 | 143.00 | 320.00 | 788.00 | |
| - | - | - | 560.11 | 869.98 | - | |
| 528.36 | 616.66 | 495.44 | 496.10 | 496.10 | 491.90 | |
| 11,029.05 | 8,921.05 | 11,269.90 | 12,042.92 | 11,336.36 | 16,971.38 | |
| - | - | - | - | - | - | - |
| - | - | - | - | - | - | - |
| - | - | - | - | - | - | - |
| - | - | - | - | - | - | - |
| - | - | - | - | - | - | - |
| 85.76 | 143.35 | 643.00 | 193.31 | 203.57 | 70.12 | |
| - | - | 210.37 | 140.25 | - | 70.12 | |

| | | | | | |
|-----------------|-----------------|-----------------|-----------------|------------------|-----------------|
| - | - | - | - | - | - |
| - | - | - | 211.35 | - | - |
| - | - | - | - | - | - |
| - | - | - | - | - | - |
| - | - | - | - | 507.96 | - |
| - | 105.19 | 701.23 | - | 8,930.48 | 37.50 |
| - | - | 1,095.97 | 911.60 | - | - |
| - | 280.49 | 1,170.98 | 210.37 | - | - |
| - | 7.98 | - | 70.12 | 1,644.85 | - |
| 187.91 | - | - | - | 2,351.55 | 936.61 |
| 801.09 | - | - | 140.25 | 490.86 | - |
| - | - | - | - | 175.31 | - |
| - | - | - | 455.81 | 747.05 | - |
| - | 550.55 | 463.75 | 492.97 | 285.37 | 70.12 |
| 1,074.76 | 1,087.56 | 4,285.30 | 2,826.03 | 15,337.00 | 1,184.47 |

| | | | | | |
|-----------------|---------------|-----------------|-----------------|-----------------|-----------------|
| - | - | - | - | - | - |
| - | - | - | - | 16.07 | 409.36 |
| 142.16 | 140.25 | 140.25 | 140.25 | 149.99 | 149.99 |
| 201.45 | 63.63 | 52.60 | - | 281.81 | 105.20 |
| 132.72 | - | - | 187.49 | 70.12 | 180.18 |
| - | - | - | - | - | - |
| 588.38 | 219.41 | 1,016.00 | 242.59 | 684.43 | 995.69 |
| - | 17.98 | 298.38 | - | - | - |
| - | 55.04 | - | 555.68 | - | - |
| 1,064.71 | 496.31 | 1,507.23 | 1,126.01 | 1,202.42 | 1,840.42 |

| | | | | | |
|-----------------|-----------------|-----------------|-----------------|-----------------|-----------------|
| - | 6.63 | 16.65 | 7.65 | 13.28 | 6.63 |
| 47.44 | 47.44 | 47.46 | 47.46 | 47.46 | 47.44 |
| - | - | - | - | - | - |
| 880.29 | (1,126.11) | 1,371.67 | 984.02 | 984.02 | 984.02 |
| 514.66 | 0.01 | 257.33 | 257.34 | 257.33 | 257.33 |
| - | - | - | - | - | - |
| 150.00 | 150.00 | 150.00 | 150.00 | 150.00 | 150.00 |
| - | 27.72 | 208.80 | - | - | - |
| - | - | - | - | - | - |
| - | 116.67 | - | - | - | - |
| - | - | - | - | - | - |
| - | - | - | - | - | - |
| - | - | - | - | - | - |
| - | - | - | - | - | - |
| 1,592.39 | (777.64) | 2,051.91 | 1,446.47 | 1,452.09 | 1,445.42 |

| | | | | | |
|------------------|------------------|------------------|------------------|------------------|------------------|
| 382.00 | 481.00 | 512.00 | 358.00 | 337.00 | 366.00 |
| 13,961.00 | 14,477.00 | 16,558.00 | 13,865.00 | 17,663.00 | 13,868.00 |
| - | - | - | - | - | - |
| 14,343.00 | 14,958.00 | 17,070.00 | 14,223.00 | 18,000.00 | 14,234.00 |
| 29,103.91 | 24,685.28 | 36,184.34 | 31,664.43 | 47,327.87 | 35,675.69 |

| | | | | | |
|------------------|------------------|------------------|------------------|-------------------|------------------|
| 8,285.13 | 8,283.50 | 8,281.38 | 8,281.29 | 8,311.26 | 8,239.08 |
| 8,285.13 | 8,283.50 | 8,281.38 | 8,281.29 | 8,311.26 | 8,239.08 |
| (1,915.38) | (1,915.46) | (1,915.38) | (1,915.37) | (1,915.47) | (1,915.46) |
| 440.71 | 440.72 | 440.72 | 440.73 | 440.73 | 440.72 |
| 3,031.86 | 3,031.85 | 3,031.85 | 3,031.85 | 3,031.86 | 3,031.85 |
| 3,472.57 | 3,472.57 | 3,472.57 | 3,472.58 | 3,472.59 | 3,472.57 |
| 9,163.33 | 9,163.33 | 9,163.01 | 9,163.00 | 14,856.00 | 9,444.67 |
| - | - | - | - | - | - |
| 9,163.33 | 9,163.33 | 9,163.01 | 9,163.00 | 14,856.00 | 9,444.67 |
| (119.19) | (119.19) | (119.19) | (119.19) | (119.19) | (119.19) |
| 2,996.99 | 3,121.75 | 2,464.31 | 4,035.78 | (1,670.07) | 3,484.51 |
| 1,190.57 | 1,240.13 | 978.96 | 1,603.23 | (663.44) | 1,384.24 |
| - | - | - | - | - | - |
| - | - | - | - | - | - |
| 4,187.56 | 4,361.88 | 3,443.27 | 5,639.01 | (2,333.51) | 4,868.75 |
| 52,177.93 | 47,931.91 | 58,510.00 | 56,185.75 | 69,599.55 | 59,666.11 |
| 11,602.67 | 12,070.85 | 9,585.79 | 15,488.98 | (5,979.77) | 13,406.18 |
| - | - | - | - | - | - |
| - | - | - | - | - | - |
| - | - | - | - | - | - |
| - | - | - | - | - | - |
| 3,036.26 | 3,035.65 | 3,024.37 | 3,016.42 | 3,013.06 | 3,008.51 |
| 261.55 | 261.00 | 260.45 | 259.89 | 259.33 | 258.78 |
| 62.33 | 62.33 | 62.33 | 62.33 | 62.33 | 62.33 |
| - | - | - | - | - | - |
| 3,360.14 | 3,358.98 | 3,347.15 | 3,338.64 | 3,334.72 | 3,329.62 |
| 8,242.53 | 8,711.87 | 6,238.64 | 12,150.34 | (9,314.49) | 10,076.56 |
| - | - | - | - | - | - |
| 16,728.14 | 25,440.01 | 31,678.65 | 43,828.99 | 34,514.50 | 44,591.06 |
| 8,242.53 | 8,711.87 | 6,238.64 | 12,150.34 | (9,314.49) | 10,076.56 |

| | 8 | 9 | 10 | 11 | 12 | Total |
|--|------------------|------------------|------------------|------------------|------------------|-------------------|
| | Aug-21 | Sep-21 | Oct-21 | Nov-21 | Dec-21 | |
| | (48,945.77) | (46,518.58) | (53,688.85) | (46,149.08) | (48,792.51) | (591,009) |
| | - | - | - | - | - | - |
| | (3,511.00) | 3,486.00 | 1,107.00 | (8,839.00) | 199.00 | (9,721) |
| | - | - | - | - | - | - |
| | (17,072.56) | (17,072.56) | (17,072.56) | (17,072.56) | (18,139.24) | (205,937) |
| | (12,213.25) | (12,213.25) | (12,213.25) | (12,213.25) | (12,295.00) | (146,641) |
| | 12,213.25 | 12,213.25 | 12,213.25 | 12,213.25 | 12,295.00 | 146,641 |
| | 69,529.33 | 60,105.14 | 69,654.41 | 72,060.64 | 66,732.75 | 806,667.66 |
| | - | - | - | - | - | - |
| | (511.00) | (222.00) | (756.00) | (417.00) | (478.00) | (3,189) |
| | 511.00 | 222.00 | 756.00 | 417.00 | 478.00 | 3,189.00 |
| | - | - | - | - | - | - |
| | 70,040.33 | 60,327.14 | 70,410.41 | 72,477.64 | 67,210.75 | 809,856.66 |
| | - | - | - | - | - | - |
| | - | - | - | - | - | - |
| | - | - | - | - | - | - |
| | - | - | - | - | - | - |
| | 327.81 | 311.80 | 361.67 | 378.36 | 494.60 | 5,279 |
| | 7,165.65 | 6,894.39 | 5,111.38 | 4,677.24 | 7,152.95 | 79,077 |
| | 99.00 | 925.98 | 2.99 | 817.19 | 255.63 | 3,742 |
| | - | - | 596.16 | - | 1,565.05 | 5,424 |
| | 126.72 | 126.72 | 125.77 | 125.57 | 125.57 | 1,499 |
| | 234.58 | 361.01 | 319.50 | 462.53 | 314.95 | 3,568 |
| | 5,362.14 | 1,603.05 | 4,025.00 | 1,494.60 | 2,492.86 | 25,822 |
| | - | - | - | - | - | - |
| | - | - | - | - | - | - |
| | - | 218.60 | 218.60 | 315.40 | - | 1,919 |
| | - | - | - | 882.00 | - | 2,696 |
| | - | - | - | - | - | - |
| | - | - | 147.65 | 73.83 | 74.12 | 887 |
| | - | - | - | - | 961.25 | 2,859 |
| | - | - | - | - | - | - |
| | 1,288.00 | 239.00 | 522.00 | 235.00 | 229.00 | 5,289 |
| | 1,706.25 | 789.03 | 5.37 | 1,027.28 | 1,759.01 | 8,739 |
| | 494.50 | 493.39 | 488.17 | 485.59 | 358.50 | 5,733 |
| | 16,804.65 | 11,962.97 | 11,924.26 | 10,974.59 | 15,783.49 | 152,533.08 |
| | - | - | - | - | - | - |
| | - | - | - | - | - | - |
| | - | - | - | - | - | - |
| | - | - | - | - | - | - |
| | - | - | - | - | - | - |
| | 356.02 | - | 244.01 | 1,007.90 | 198.00 | 3,231 |
| | - | - | 70.12 | 657.57 | 63.63 | 1,456 |

| | | | | | | |
|------------------|------------------|-------------------|------------------|------------------|---|-------------------|
| 434.16 | - | - | - | - | - | 434 |
| - | - | - | - | - | - | 211 |
| - | - | - | - | - | - | - |
| - | - | - | - | - | - | - |
| - | - | 59,614.24 | - | - | - | 60,375 |
| - | - | - | - | - | - | 9,774 |
| - | - | - | - | - | - | 2,008 |
| 315.56 | - | - | - | - | - | 1,977 |
| - | - | 3,628.47 | 1,727.20 | 7,563.27 | - | 14,642 |
| 197.37 | - | 70.12 | 280.49 | - | - | 4,146 |
| 631.11 | - | - | - | 1,028.59 | - | 3,092 |
| - | - | - | - | - | - | 175 |
| - | - | 70.12 | 350.62 | 324.62 | - | 1,948 |
| 593.07 | 710.98 | 400.31 | 300.94 | 179.25 | - | 4,047 |
| 2,527.29 | 710.98 | 64,097.39 | 4,324.72 | 9,357.36 | - | 107,517.13 |
| - | - | - | - | - | - | - |
| - | - | - | - | - | - | - |
| 105.19 | 1,167.36 | 140.25 | 267.49 | - | - | 2,106 |
| 189.79 | 140.25 | 74.99 | 127.25 | 145.08 | - | 1,851 |
| 238.96 | 133.77 | 346.57 | 63.63 | 37.50 | - | 1,625 |
| - | - | - | - | - | - | 665 |
| - | - | - | - | - | - | - |
| 238.16 | 1,108.40 | 623.40 | 583.29 | 738.69 | - | 7,572 |
| - | 68.25 | - | - | - | - | 385 |
| - | 1,838.69 | - | 8.16 | - | - | 2,458 |
| 772.10 | 4,456.72 | 1,185.21 | 1,049.82 | 921.27 | - | 16,659.45 |
| - | - | - | - | - | - | - |
| 5.10 | 11.66 | 7.42 | 3.71 | 273.21 | - | 361 |
| 47.67 | 47.38 | 47.32 | 47.39 | 47.32 | - | 560 |
| - | - | - | - | - | - | - |
| 984.02 | 984.02 | 984.06 | 984.02 | 983.98 | - | 9,848 |
| 257.33 | 257.33 | 257.33 | 256.35 | 354.33 | - | 3,184 |
| - | - | - | - | - | - | - |
| 150.00 | 150.00 | 150.00 | 150.00 | 150.00 | - | 1,800 |
| - | - | - | - | - | - | 237 |
| - | - | - | - | - | - | - |
| - | - | - | - | - | - | 117 |
| - | - | - | - | - | - | - |
| - | - | - | - | - | - | - |
| - | - | - | - | - | - | - |
| - | - | - | - | - | - | - |
| 1,444.12 | 1,450.39 | 1,446.13 | 1,441.47 | 1,808.84 | - | 16,106.52 |
| - | - | - | - | - | - | - |
| 331.00 | 104.00 | 385.00 | 403.00 | 241.00 | - | 4,290 |
| 13,890.00 | 14,169.00 | 32,264.00 | 17,540.00 | 12,646.00 | - | 198,208 |
| - | - | - | - | - | - | - |
| 14,221.00 | 14,273.00 | 32,649.00 | 17,943.00 | 12,887.00 | - | 202,498.00 |
| 35,769.16 | 32,854.06 | 111,301.99 | 35,733.60 | 40,757.96 | - | 495,314.18 |
| - | - | - | - | - | - | - |
| - | - | - | - | - | - | - |

| | | | | | |
|------------------|------------------|--------------------|------------------|------------------|-------------------|
| 8,240.16 | 8,241.11 | 8,239.44 | 8,239.55 | 8,205.55 | 99,132 |
| 8,240.16 | 8,241.11 | 8,239.44 | 8,239.55 | 8,205.55 | 99,132.13 |
| | | | | | - |
| | | | | | - |
| (1,915.38) | (1,915.46) | (1,915.38) | (1,915.37) | (1,915.47) | (22,985) |
| | | | | | - |
| | | | | | - |
| 438.02 | 195.10 | 186.26 | 186.27 | 183.51 | 4,274 |
| 3,031.86 | 3,031.85 | 3,031.85 | 3,031.86 | 3,031.85 | 36,298 |
| 3,469.88 | 3,226.95 | 3,218.11 | 3,218.13 | 3,215.36 | 40,572.56 |
| | | | | | - |
| | | | | | - |
| 12,676.67 | 11,060.66 | 11,060.67 | 9,917.33 | 10,489.00 | 125,321 |
| - | - | - | - | 1,461.00 | 1,461 |
| 12,676.67 | 11,060.66 | 11,060.67 | 9,917.33 | 11,950.00 | 126,782.00 |
| | | | | | - |
| (119.19) | (119.19) | (119.19) | (119.19) | (119.19) | (1,430) |
| | | | | | - |
| 2,254.98 | 1,300.08 | (11,948.89) | 3,321.10 | (1,541.84) | 10,858 |
| 895.81 | 516.46 | (4,746.76) | 1,319.32 | (1,795.89) | 3,130 |
| - | - | - | - | 3,623.00 | 3,623 |
| - | - | - | - | 2,000.00 | 2,000 |
| 3,150.79 | 1,816.54 | (16,695.65) | 4,640.42 | 2,285.27 | 19,611.01 |
| | | | | | - |
| 61,272.09 | 55,164.67 | 115,089.99 | 59,714.47 | 64,379.48 | 756,996.56 |
| | | | | | - |
| 8,768.24 | 5,162.47 | (44,679.58) | 12,763.17 | 2,831.27 | 52,860.10 |
| | | | | | - |
| - | - | - | - | - | - |
| - | - | - | - | - | - |
| - | - | - | - | - | - |
| - | - | - | - | - | - |
| - | - | - | - | - | - |
| - | - | - | - | - | - |
| 2,996.52 | 2,983.58 | 2,983.40 | 2,982.53 | 2,978.01 | 36,088 |
| 258.22 | 257.66 | 257.10 | 256.53 | 255.97 | 3,109 |
| 62.33 | 62.33 | 62.33 | 62.33 | 62.33 | 748 |
| - | - | - | - | - | - |
| 3,317.07 | 3,303.57 | 3,302.83 | 3,301.39 | 3,296.31 | 39,944.64 |
| | | | | | - |
| 5,451.17 | 1,858.90 | (47,982.41) | 9,461.78 | (465.04) | 12,915.46 |
| | | | | | - |
| - | - | - | - | - | - |
| 50,042.23 | 51,901.13 | 3,918.72 | 13,380.50 | 12,915.46 | 12,915.46 |
| 5,451.17 | 1,858.90 | (47,982.41) | 9,461.78 | (465.04) | - |

8/31/18

Non Materi
For the

| | | <u>Jan-21</u> | <u>Feb-21</u> | <u>Mar-21</u> |
|--------|---|---------------|---------------|---------------|
| 923000 | OUTSIDE SERVICES | - | - | - |
| 930200 | PUBLIC RELATIONS | - | - | 27.72 |
| 930300 | MEALS | - | - | - |
| 930410 | CHARITABLE CONTRIBUTIONS | - | - | - |
| | Total of Non Material Operating Expenses | - | - | 27.72 |

Pittsfield Aqueduct Company
 al Operating Expenses as defined in DW20-153
 Twelve Months Ended December 31, 2021

| Apr-21 | May-21 | Jun-21 | Jul-21 | Aug-21 | Sep-21 | Oct-21 | Nov-21 | Dec-21 |
|---------------|--------|--------|--------|--------|--------|--------|--------|--------|
| - | - | - | - | - | - | - | - | - |
| 208.80 | - | - | - | - | - | - | - | - |
| - | - | - | - | - | - | - | - | - |
| - | - | - | - | - | - | - | - | - |
| 208.80 | - | - | - | - | - | - | - | - |

2021 Totals

-

236.52

-

-

236.52

Jan-21
Assets**Land**

| | | | | |
|--------|-----|------|------------------------|------------------|
| 303100 | 001 | 6000 | LAND | 44,180.00 |
| 303300 | 001 | 6000 | EASEMENTS - PITTSFIELD | 16,153.19 |
| | | | | 60,333.19 |

Structures

| | | | | |
|--------|-----|------|--------------------------------|---------------------|
| 304100 | 001 | 6000 | SOURCE OF SUPPLY STRUCTURES | 71,250.05 |
| 304700 | 001 | 6000 | GENERAL & MISC STRUCTURES | 1,080.00 |
| 304800 | 001 | 6000 | WATER TREATMENT STRUCTURES | 935,239.12 |
| 305000 | 001 | 6000 | RESERVOIRS & DAMS | 137,331.46 |
| 306000 | 001 | 6000 | LAKE, RIVER & OTHER INTAKE-PAC | 38,270.60 |
| | | | | |
| 309000 | 001 | 6000 | SUPPLY MAINS: PITTSFIELD | 309,352.72 |
| | | | | 1,492,523.95 |

Equipment

| | | | | |
|--------|-----|------|--------------------------------|-------------------|
| 310000 | 001 | 6000 | POWER GENERATED EQUIP: PAC | 55,407.06 |
| 311200 | 001 | 6000 | ELECTRIC PUMPING EQUIPMENT | 1,651.09 |
| 311210 | 001 | 6000 | PUMPING EQUIP: PUMPS - PAC | 13,870.94 |
| | | | | |
| 320000 | 001 | 6000 | PURIFICATION SYSTEM EQUIPMENT | - |
| 320200 | 001 | 6000 | WATER TREATMENT EQUIPMENT: PAC | 17,042.89 |
| 320310 | 001 | 6000 | WTP EQUIPMENT: MEDIA - PAC | 41,963.48 |
| | | | | 129,935.46 |

Transmission & Distribution

| | | | | |
|--------|-----|------|--------------------------------|---------------------|
| 331000 | 001 | 6000 | PAVEMENTS - GENERAL | 5,000.00 |
| 331001 | 001 | 6000 | PAVEMENTS - TRANS MAINS | 2,003.77 |
| 331002 | 001 | 6000 | PAVEMENTS - DIST MAINS | 124,788.30 |
| 331003 | 001 | 6000 | PAVEMENTS - GATE VALVES | 2,833.21 |
| 331100 | 001 | 6000 | MAINS: 6" & LARGER | 642,373.35 |
| 331150 | 001 | 6000 | DEVEL INSTAL MAINS-6" & LARGER | 316,734.00 |
| 331200 | 001 | 6000 | MAINS: 4" & UNDER | 216.00 |
| 331250 | 001 | 6000 | GATES: 4" & UNDER | 9,998.74 |
| 331251 | 001 | 6000 | GATES: 6" & LARGER | 69,021.53 |
| 331252 | 001 | 6000 | GATES: UNKNOWN SIZE | 284.49 |
| 331300 | 001 | 6000 | DEVEL INSTAL MAINS: 4" & UNDER | - |
| 331400 | 001 | 6000 | MAINS: UNKNOWN SIZE | 1,018,899.48 |
| 331401 | 001 | 6000 | DEVEL INSTAL MAINS:UNKNOWN SZ | 176,678.50 |
| 333004 | 001 | 6000 | PAVING - SERVICES | 3,700.02 |
| 333100 | 001 | 6000 | NEW SERVICES | 117,207.78 |
| 333200 | 001 | 6000 | RENEWED SERVICES | 67,128.44 |
| 334000 | 001 | 6000 | METERING EQUIPMENT | 84,664.17 |
| 334100 | 001 | 6000 | RADIOS FOR METERING | 61,725.85 |
| 335000 | 001 | 6000 | FIRE PROT EQUIP: HYDRANTS | 90,328.27 |
| 335005 | 001 | 6000 | HYDRANTS - PAVING | 184.00 |
| 335100 | 001 | 6000 | HYDRANTS: CIAC | 14,550.00 |
| 339000 | 001 | 6000 | OTHER PLANT & MISC EQUIP: PAC | 1,495.00 |
| | | | | 2,809,814.90 |

Miscellaneous Equipment

| | | | | |
|--------|-----|------|-------------------------------|-------------------|
| 343000 | 001 | 6000 | SHOP EQUIPMENT | 9,687.95 |
| 344000 | 001 | 6000 | LABORATORY EQUIPMENT | 31,159.42 |
| 346000 | 001 | 6000 | COMMUNICATION EQUIPMENT - PAC | 30,662.09 |
| 347110 | 001 | 6000 | COMPUTER EQUIPMENT | 24,555.64 |
| 348000 | 001 | 6000 | MISCELLANEOUS GENERAL EQUIP | 19,744.54 |
| | | | | 115,809.64 |

Intangible Plant

| | | | | |
|--------|-----|------|----------------------|------------------|
| 301000 | 001 | 6000 | ORGANIZATION EXPENSE | 75,550.65 |
| | | | | 75,550.65 |

Total Plant in Service

4,683,967.79

Accumulated Depreciation

| | | | | |
|--------|-----|------|--------------------------------|---------------------|
| 108000 | 001 | 6000 | ACCUMULATED DEPRECIATION: PAC | (2,112,015.03) |
| 108001 | 001 | 6000 | ACCUM DEPREC: COST OF REM -PAC | 244,326.41 |
| 108002 | 001 | 6000 | ACCUM DEPRECIATION: LOSS -PAC | 195,549.81 |
| | | | | 1,672,138.81 |

Net Plant in Service

3,011,828.98

Construction Work in Progress

| | | | | |
|--------|-----|------|--------------------------------|---|
| 105222 | 001 | 6000 | CWIP: CONTRACTOR CLEARING -PAC | - |
|--------|-----|------|--------------------------------|---|

Total Plant

3,011,828.98

Current Assets

Cash

| | | | | |
|--------|-----|------|--------------------------------|-----------|
| 131110 | 001 | 6000 | PETTY CASH: PITTSFIELD/NC | - |
| 131120 | 001 | 6000 | CASH: BANK OF AMERICA OPERATNG | - |
| 131140 | 001 | 6000 | CASH - TD BANK | - |
| 131350 | 001 | 6000 | RESTRICTED CASH - TD BANK RSF | - |
| 131375 | 001 | 6000 | DSRR 1.0 RSF | - |
| 131380 | 001 | 6000 | MOERR RSF | - |
| 131385 | 001 | 6000 | MOERR | - |
| 131395 | 001 | 6000 | DSRR 0.1 | - |
| | | | | |
| 141000 | 001 | 6000 | A/R: BILLED WATER REVENUE | 71,851.84 |
| 141400 | 001 | 6000 | A/R: MISCELLANEOUS | - |
| | | | | |
| 143901 | 001 | 6000 | ALLOWANCE FOR DOUBTFUL ACCTS | (500.00) |
| 173150 | 001 | 6000 | A/R: UNBILLED WATER REVENUE | 75,198.00 |
| 173152 | 001 | 6000 | A/R UNBILLED REV: RECOUPMENT | - |
| 173154 | 001 | 6000 | AR: UNBILLED REV RECOUP 2009 | - |

Inventory & Supplies

| | | | | |
|--------|-----|------|-----------------------------|---|
| 151100 | 001 | 6000 | INVENTORY: PIPES & FITTINGS | - |
| 151101 | 001 | 6000 | INVENTORY: METERS - PAC | - |
| 151700 | 001 | 6000 | INVENTORY: PAC | - |
| | | | | - |

Prepaid Expenses & Other

| | | | | |
|--------|-----|------|----------------------------|------------------|
| 162100 | 001 | 6000 | PREPAID INSURANCE | 1,503.33 |
| 162300 | 001 | 6000 | PREPAID PROPERTY TAXES-PAC | - |
| 162700 | 001 | 6000 | PREPAID EXPENSES | 1,500.00 |
| 163310 | 001 | 6000 | PREPAID PROPERTY TAXES | 15,094.00 |
| | | | | 18,097.33 |

| | | | | |
|--------|-----|------|--------------------------|---|
| 233700 | 001 | 6000 | INTERCO PAY/REC: PAC/PEU | - |
| 233300 | 001 | 6000 | INTERCO PAY/REC: PAC/PCP | - |
| | | | | - |

Total Current Assets **164,647.17**

Other Assets**Other Deferred Charges**

| | | | | |
|--------|-----|------|---------------------------------|---------------------|
| 186100 | 001 | 6000 | ACQUISITION PREMIUM - MARA | 1,147,982.11 |
| 186240 | 001 | 6000 | SARBANES-OXLEY | - |
| 186245 | 001 | 6000 | TILTON HILL ROAD MAIN BREAK | - |
| 186255 | 001 | 6000 | MAIN BREAK - OCTOBER 2003 | - |
| 186260 | 001 | 6000 | SOUTH MAIN LEAK RESEARCH | - |
| 186265 | 001 | 6000 | ABATEMENT | - |
| 186285 | 001 | 6000 | BERRY POND BATHYMETRIC SURVEY | 1,816.09 |
| 186286 | 001 | 6000 | BERRY POND TREATMENT EVALUATION | 3,173.39 |
| 186287 | 001 | 6000 | BERRY POND DAM BREACH ANALYSIS | 10,552.62 |
| 186300 | 001 | 6000 | GRANT APPLICATION - 2008 | - |
| 186350 | 001 | 6000 | LOUDON RD MAIN BREAK | - |
| 186360 | 001 | 6000 | FAIRVIEW ROAD MAIN BREAK | - |
| 186380 | 001 | 6000 | RATE CASE EXPENSE: 2007 | - |
| 186385 | 001 | 6000 | 2010 DEFERRED RATE CASE EXP | - |
| 186390 | 001 | 6000 | RATE CASE EXPENSE: 2012 | - |
| 186395 | 001 | 6000 | RATE CASE EXPENSE: 2020 | 14,822.10 |
| 186450 | 001 | 6000 | CONCORD HILL ROAD SERVICE REPR | - |
| 186650 | 001 | 6000 | EMINENT DOMAIN | 3,668.50 |
| 186675 | 001 | 6000 | WEB SITE UPGRADE 2006 | - |
| 186680 | 001 | 6000 | WEB-SITE UPGRADE 2011 | - |
| 186998 | 001 | 6000 | EMINENT DOMAIN ALLOWANCE | (3,668.50) |
| | | | | 1,178,346.31 |

| | | | | |
|--------|-----|------|----------------------------|---|
| 188100 | 001 | 6000 | ACQUISITION PREMIUM - MARA | - |
|--------|-----|------|----------------------------|---|

| | | | | |
|--------|-----|------|--------------------------|-----------|
| 181000 | 001 | 6000 | UNAMORTIZED DEBT EXPENSE | 20,394.86 |
|--------|-----|------|--------------------------|-----------|

Total Other Assets **1,198,741.17**

Total Assets **4,375,217.32**

Equity and Liabilities**Shareholder's Equity**

| | | | | |
|--------|-----|------|----------------------------|----------------|
| 201100 | 001 | 6000 | COMMON STOCK | (100.00) |
| 211000 | 001 | 6000 | ADDITIONAL PAID IN CAPITAL | (1,766,565.84) |

| | | | | |
|--------------------------------------|-----|------|--|-----------------------|
| 215500 | 001 | 6000 | RETAINED EARNINGS BEG - PAC | 112,142.54 |
| | | | Net Profit or Loss | (8,485.61) |
| | | | Total Equity | (1,663,008.91) |
| 221002 | 001 | 6000 | LTD:SRF CATAMOUNT ROAD | (118,715.69) |
| 221052 | 001 | 6000 | LTD:FORGIVABLE DEBT - SRF CATAMOUNT RO/ | (37,307.26) |
| 223205 | 001 | 6000 | NOTE PAYABLE - PCP 2018 1.1M LOAN | (1,094,327.92) |
| | | | Long Term Debt | (1,250,350.87) |
| Current Liabilities | | | | |
| 221102 | 001 | 6000 | CURRENT PORTION LTD: CATAMOUNT RD | (2,681.00) |
| 221152 | 001 | 6000 | CURRENT PORTION LTD:FORGIVABLE DEBT - S | (1,430.28) |
| | | | Current Portion of Long Term Debt | (4,111.28) |
| 231000 | 001 | 6000 | ACCOUNTS PAYABLE | (2,551.70) |
| 184100 | 001 | 6000 | CLEARING ACCOUNT | - |
| 236115 | 001 | 6000 | LOCAL PROPERTY TAXES PAYABLE | (1,616.33) |
| 236119 | 001 | 6000 | ACCRUED TAXES | - |
| 237110 | 001 | 6000 | ACCRUED INTEREST PAYABLE | - |
| 241300 | 001 | 6000 | MISC CURRENT ACCRUED LIABILITY | (462.49) |
| 241350 | 001 | 6000 | ACCRUED LIABILITY - RETAINAGE | - |
| | | | | (4,630.52) |
| 235250 | 001 | 6000 | HARDSHIP CASES: CREDITS | - |
| 233400 | 001 | 6000 | INTERCO PAY/REC: PAC/TSC | - |
| 233500 | 001 | 6000 | INTERCO PAY/REC: PAC/PWS | - |
| 233800 | 001 | 6000 | AP INTERCO PAY/REC:PEU/PAC | (659.69) |
| 233600 | 001 | 6000 | INTERCO PAY/REC: PAC/PWW | (18,962.73) |
| 233650 | 001 | 6000 | INTERCO LOAN PWW/PAC: RSF | (12,954.74) |
| 233700 | 001 | 6000 | INTERCO PAY/REC: PAC/PEU | (0.07) |
| 223202 | 001 | 6000 | INTERCO ADV-PCP PROM NOTE 5/18 | - |
| 223800 | 001 | 6000 | INTERCO LOAN PAC - INTERGRATED | - |
| 223215 | 001 | 6000 | ST NOTE PAYABLE - PCP 2018 1.1M LOAN | (26,075.99) |
| 233300 | 001 | 6000 | INTERCO PAY/REC: PAC/PCP | (151,339.21) |
| | | | Total Current Liabilities | (218,734.23) |
| <u>Other Deferred Credits</u> | | | | |
| 282200 | 001 | 6000 | DEFERRED INCOME TAXES | (415,962.96) |
| 283100 | 001 | 6000 | ACCUM DEFERRED INC TAX - REG LIAB | (201,217.00) |
| | | | | (617,179.96) |

| | | | | |
|--|-----|------|-------------------------------|-----------------------|
| 271200 | 001 | 6000 | CONTRIBUTIONS IN AID OF CONST | (750,286.50) |
| 271201 | 001 | 6000 | CIAC-WATER FILTRATION GRANT | (398,349.91) |
| | | | | (1,148,636.41) |
| <u>Reserve for Amort of CIAC: All</u> | | | | |
| 272101 | 001 | 6000 | RESERVE FOR AMORT OF CIAC:PAC | 522,693.06 |
| | | | | 522,693.06 |
| Total Deferred Credits | | | | (1,243,123.31) |
| Total Equity & Liabilities | | | | (4,375,217.32) |

-

| | 2 | 3 | 4 | 5 | 6 | 7 |
|--|---------------------|---------------------|---------------------|---------------------|---------------------|---------------------|
| | Feb-21 | Mar-21 | Apr-21 | May-21 | Jun-21 | Jul-21 |
| | 44,180.00 | 44,180.00 | 44,180.00 | 44,180.00 | 44,180.00 | 44,180.00 |
| | 16,153.19 | 16,153.19 | 16,153.19 | 16,153.19 | 16,153.19 | 16,153.19 |
| | 60,333.19 | 60,333.19 | 60,333.19 | 60,333.19 | 60,333.19 | 60,333.19 |
| | 71,250.05 | 71,250.05 | 71,250.05 | 71,250.05 | 71,250.05 | 71,250.05 |
| | 1,080.00 | 1,080.00 | 1,080.00 | 1,080.00 | 1,080.00 | 1,080.00 |
| | 935,239.12 | 935,239.12 | 935,239.12 | 935,239.12 | 935,239.12 | 935,239.12 |
| | 137,331.46 | 137,331.46 | 137,331.46 | 137,331.46 | 137,331.46 | 137,331.46 |
| | 38,270.60 | 38,270.60 | 38,270.60 | 38,270.60 | 38,270.60 | 38,270.60 |
| | 309,352.72 | 309,352.72 | 309,352.72 | 309,352.72 | 309,352.72 | 309,352.72 |
| | 1,492,523.95 | 1,492,523.95 | 1,492,523.95 | 1,492,523.95 | 1,492,523.95 | 1,492,523.95 |
| | 55,407.06 | 55,407.06 | 55,407.06 | 55,407.06 | 55,407.06 | 55,407.06 |
| | 1,651.09 | 1,651.09 | 1,651.09 | 1,651.09 | 1,651.09 | 1,651.09 |
| | 13,870.94 | 13,870.94 | 13,870.94 | 13,870.94 | 13,870.94 | 13,870.94 |
| | - | - | - | - | - | - |
| | 17,042.89 | 17,042.89 | 17,042.89 | 17,042.89 | 17,042.89 | 17,042.89 |
| | 41,963.48 | 41,963.48 | 41,963.48 | 41,963.48 | 41,963.48 | 41,963.48 |
| | 129,935.46 | 129,935.46 | 129,935.46 | 129,935.46 | 129,935.46 | 129,935.46 |
| | 5,000.00 | 5,000.00 | 5,000.00 | 5,000.00 | 5,000.00 | 5,000.00 |
| | 2,003.77 | 2,003.77 | 2,003.77 | 2,003.77 | 2,003.77 | 2,003.77 |
| | 124,788.30 | 124,788.30 | 124,788.30 | 124,788.30 | 124,788.30 | 124,788.30 |
| | 2,833.21 | 2,833.21 | 2,833.21 | 2,833.21 | 2,833.21 | 2,833.21 |
| | 642,373.35 | 642,373.35 | 642,373.35 | 642,373.35 | 642,373.35 | 642,373.35 |
| | 316,734.00 | 316,734.00 | 316,734.00 | 316,734.00 | 316,734.00 | 316,734.00 |
| | 216.00 | 216.00 | 216.00 | 216.00 | 216.00 | 216.00 |
| | 9,998.74 | 9,998.74 | 9,998.74 | 9,998.74 | 9,998.74 | 9,998.74 |
| | 69,021.53 | 69,021.53 | 69,021.53 | 69,021.53 | 69,021.53 | 69,021.53 |
| | 284.49 | 284.49 | 284.49 | 284.49 | 284.49 | 284.49 |
| | - | - | - | - | - | - |
| | 1,018,899.48 | 1,018,899.48 | 1,018,899.48 | 1,018,899.48 | 1,018,899.48 | 1,018,899.48 |
| | 176,678.50 | 176,678.50 | 176,678.50 | 176,678.50 | 176,678.50 | 176,678.50 |
| | 3,700.02 | 3,700.02 | 3,700.02 | 3,700.02 | 3,700.02 | 3,700.02 |
| | 117,207.78 | 117,207.78 | 117,207.78 | 117,207.78 | 117,207.78 | 117,207.78 |
| | 67,128.44 | 67,128.44 | 67,128.44 | 67,128.44 | 67,128.44 | 67,128.44 |
| | 84,664.17 | 84,664.17 | 84,664.17 | 84,664.17 | 84,566.55 | 84,566.55 |
| | 61,725.85 | 61,723.73 | 61,723.73 | 61,723.73 | 63,956.85 | 63,956.85 |
| | 90,328.27 | 90,328.27 | 90,328.27 | 90,328.27 | 90,328.27 | 90,328.27 |
| | 184.00 | 184.00 | 184.00 | 184.00 | 184.00 | 184.00 |
| | 14,550.00 | 14,550.00 | 14,550.00 | 14,550.00 | 14,550.00 | 14,550.00 |
| | 1,495.00 | 1,495.00 | 1,495.00 | 1,495.00 | 1,495.00 | 1,495.00 |
| | 2,809,814.90 | 2,809,812.78 | 2,809,812.78 | 2,809,812.78 | 2,811,948.28 | 2,811,948.28 |

| | | | | | |
|---------------------|---------------------|---------------------|---------------------|---------------------|---------------------|
| 9,687.95 | 9,687.95 | 9,687.95 | 9,687.95 | 9,687.95 | 9,687.95 |
| 31,159.42 | 31,159.42 | 31,159.42 | 31,159.42 | 31,159.42 | 31,159.42 |
| 30,662.09 | 30,662.09 | 30,662.09 | 30,662.09 | 30,662.09 | 30,662.09 |
| 24,555.64 | 24,555.64 | 24,555.64 | 24,555.64 | 24,555.64 | 24,555.64 |
| 19,744.54 | 19,744.54 | 19,744.54 | 19,744.54 | 19,744.54 | 19,744.54 |
| 115,809.64 | 115,809.64 | 115,809.64 | 115,809.64 | 115,809.64 | 115,809.64 |
| 75,550.65 | 75,550.65 | 75,550.65 | 75,550.65 | 75,550.65 | 75,550.65 |
| 75,550.65 | 75,550.65 | 75,550.65 | 75,550.65 | 75,550.65 | 75,550.65 |
| 4,683,967.79 | 4,683,965.67 | 4,683,965.67 | 4,683,965.67 | 4,686,101.17 | 4,686,101.17 |
| (2,120,300.16) | (2,128,468.93) | (2,136,750.31) | (2,145,031.60) | (2,148,708.79) | (2,156,947.87) |
| 244,326.41 | 244,326.41 | 244,326.41 | 244,326.41 | 244,326.41 | 244,326.41 |
| 195,549.81 | 195,630.52 | 195,630.52 | 195,630.52 | 197,054.99 | 197,054.99 |
| 1,680,423.94 | 1,688,512.00 | 1,696,793.38 | 1,705,074.67 | 1,707,327.39 | 1,715,566.47 |
| 3,003,543.85 | 2,995,453.67 | 2,987,172.29 | 2,978,891.00 | 2,978,773.78 | 2,970,534.70 |
| - | - | - | - | - | - |
| 3,003,543.85 | 2,995,453.67 | 2,987,172.29 | 2,978,891.00 | 2,978,773.78 | 2,970,534.70 |
| - | - | - | - | - | - |
| - | - | - | - | - | - |
| - | - | - | - | - | - |
| - | - | - | - | - | - |
| - | - | - | - | - | - |
| - | - | - | - | - | - |
| - | - | - | - | - | - |
| 72,979.21 | 43,555.27 | 58,945.40 | 57,973.92 | 32,536.97 | 49,263.49 |
| - | - | - | - | - | - |
| (500.00) | (500.00) | (500.00) | (500.00) | (500.00) | (500.00) |
| 76,195.00 | 72,733.00 | 72,166.00 | 80,240.00 | 79,241.00 | 77,106.00 |
| - | - | - | - | - | - |
| - | - | - | - | - | - |
| - | - | - | - | - | - |
| - | - | - | - | - | - |

| | | | | | |
|---------------------|---------------------|---------------------|---------------------|---------------------|---------------------|
| 1,787.44 | 1,901.26 | 2,245.55 | 2,383.52 | 2,521.49 | 2,659.46 |
| - | - | - | - | - | - |
| 1,607.34 | 1,200.00 | 1,864.67 | 1,457.33 | 1,050.00 | 900.00 |
| 7,547.00 | - | - | - | 28,334.00 | 18,889.33 |
| 10,941.78 | 3,101.26 | 4,110.22 | 3,840.85 | 31,905.49 | 22,448.79 |
| - | - | - | - | - | - |
| - | - | - | - | - | - |
| - | - | - | - | - | - |
| 159,615.99 | 118,889.53 | 134,721.62 | 141,554.77 | 143,183.46 | 148,318.28 |
| 1,144,950.25 | 1,141,918.40 | 1,138,886.55 | 1,135,854.70 | 1,132,822.84 | 1,129,790.99 |
| - | - | - | - | - | - |
| - | - | - | - | - | - |
| - | - | - | - | - | - |
| - | - | - | - | - | - |
| - | - | - | - | - | - |
| 1,558.78 | 1,301.46 | 1,044.14 | 786.81 | 529.48 | 272.16 |
| 3,118.68 | 3,063.97 | 3,009.26 | 2,954.55 | 2,899.84 | 2,845.13 |
| 10,423.93 | 10,295.24 | 10,166.55 | 10,037.86 | 9,909.17 | 9,780.48 |
| - | - | - | - | - | - |
| - | - | - | - | - | - |
| - | - | - | - | - | - |
| - | - | - | - | - | - |
| - | - | - | - | - | - |
| 18,574.60 | 19,617.10 | 22,490.60 | 25,000.60 | 25,728.10 | 26,418.10 |
| - | - | - | - | - | - |
| 3,668.50 | 3,668.50 | 3,668.50 | 3,668.50 | 3,668.50 | 3,668.50 |
| - | - | - | - | - | - |
| - | - | - | - | - | - |
| (3,668.50) | (3,668.50) | (3,668.50) | (3,668.50) | (3,668.50) | (3,668.50) |
| 1,178,626.24 | 1,176,196.17 | 1,175,597.10 | 1,174,634.52 | 1,171,889.43 | 1,169,106.86 |
| - | - | - | - | - | - |
| 20,332.53 | 20,270.20 | 20,207.87 | 20,145.54 | 20,083.21 | 20,020.88 |
| 1,198,958.77 | 1,196,466.37 | 1,195,804.97 | 1,194,780.06 | 1,191,972.64 | 1,189,127.74 |
| 4,362,118.61 | 4,310,809.57 | 4,317,698.88 | 4,315,225.83 | 4,313,929.88 | 4,307,980.72 |
| (100.00) | (100.00) | (100.00) | (100.00) | (100.00) | (100.00) |
| (1,641,504.84) | (1,641,504.84) | (1,641,504.84) | (1,641,504.84) | (1,641,504.84) | (1,641,504.84) |

| | | | | | |
|-----------------------|-----------------------|-----------------------|-----------------------|-----------------------|-----------------------|
| 112,142.54 | 112,142.54 | 112,142.54 | 112,142.54 | 112,142.54 | 112,142.54 |
| (16,728.14) | (25,440.01) | (31,678.65) | (43,828.99) | (34,514.50) | (44,591.06) |
| (1,546,190.44) | (1,554,902.31) | (1,561,140.95) | (1,573,291.29) | (1,563,976.80) | (1,574,053.36) |
| (118,486.69) | (118,256.69) | (118,026.69) | (117,805.69) | (117,563.69) | (117,330.69) |
| (37,188.07) | (37,068.88) | (36,949.69) | (36,830.50) | (36,711.31) | (36,592.12) |
| (1,092,117.07) | (1,089,900.32) | (1,087,677.67) | (1,085,449.08) | (1,083,214.55) | (1,080,974.06) |
| (1,247,791.83) | (1,245,225.89) | (1,242,654.05) | (1,240,085.27) | (1,237,489.55) | (1,234,896.87) |
| (2,691.00) | (2,701.00) | (2,710.00) | (2,710.00) | (2,730.00) | (2,740.00) |
| (1,430.28) | (1,430.28) | (1,430.28) | (1,430.28) | (1,430.28) | (1,430.28) |
| (4,121.28) | (4,131.28) | (4,140.28) | (4,140.28) | (4,160.28) | (4,170.28) |
| (6,809.98) | (2,987.61) | (4,232.29) | (2,778.99) | (1,229.45) | (2,108.03) |
| - | - | - | - | - | - |
| (3,232.66) | (4,848.99) | (9,163.00) | (18,326.00) | - | - |
| - | - | - | - | - | - |
| - | - | - | - | - | - |
| (462.49) | (205.16) | (883.17) | (740.55) | (205.16) | (1,651.99) |
| - | - | - | - | - | - |
| (10,505.13) | (8,041.76) | (14,278.46) | (21,845.54) | (1,434.61) | (3,760.02) |
| - | - | - | - | - | - |
| - | - | - | - | - | - |
| - | - | - | - | - | - |
| (872.79) | (872.79) | (1,085.89) | (3,408.25) | (6,233.51) | (11,638.36) |
| (26,127.60) | (35,707.17) | (50,948.45) | (60,738.04) | (97,429.07) | (106,093.60) |
| (12,954.74) | (12,954.74) | (12,954.74) | (12,954.74) | (12,954.74) | (12,954.74) |
| (0.23) | (0.41) | (0.61) | (1.08) | (2.08) | (3.94) |
| - | - | - | - | - | - |
| - | - | - | - | - | - |
| (26,145.53) | (26,215.26) | (26,285.16) | (26,355.26) | (26,425.54) | (26,496.01) |
| (246,201.11) | (183,465.49) | (166,833.20) | (136,944.36) | (130,277.45) | (102,282.75) |
| (326,928.41) | (271,388.90) | (276,526.79) | (266,387.55) | (278,917.28) | (267,399.70) |
| (415,962.96) | (415,962.96) | (415,962.96) | (415,962.96) | (415,962.96) | (415,962.96) |
| (201,217.00) | (201,217.00) | (201,217.00) | (201,217.00) | (201,217.00) | (201,217.00) |
| (617,179.96) | (617,179.96) | (617,179.96) | (617,179.96) | (617,179.96) | (617,179.96) |

| | | | | | |
|-----------------------|-----------------------|-----------------------|-----------------------|-----------------------|-----------------------|
| (750,286.50) | (750,286.50) | (750,286.50) | (750,286.50) | (750,286.50) | (750,286.50) |
| (398,349.91) | (398,349.91) | (398,349.91) | (398,349.91) | (398,349.91) | (398,349.91) |
| (1,148,636.41) | (1,148,636.41) | (1,148,636.41) | (1,148,636.41) | (1,148,636.41) | (1,148,636.41) |
| 524,608.44 | 526,523.90 | 528,439.28 | 530,354.65 | 532,270.12 | 534,185.58 |
| 524,608.44 | 526,523.90 | 528,439.28 | 530,354.65 | 532,270.12 | 534,185.58 |
| (1,241,207.93) | (1,239,292.47) | (1,237,377.09) | (1,235,461.72) | (1,233,546.25) | (1,231,630.79) |
| (4,362,118.61) | (4,310,809.57) | (4,317,698.88) | (4,315,225.83) | (4,313,929.88) | (4,307,980.72) |
| - | - | - | - | - | - |

| | 8 | 9 | 10 | 11 | 12 |
|--|---------------------|---------------------|---------------------|---------------------|---------------------|
| | Aug-21 | Sep-21 | Oct-21 | Nov-21 | Dec-21 |
| | 44,180.00 | 44,180.00 | 44,180.00 | 44,180.00 | 44,180.00 |
| | 16,153.19 | 16,153.19 | 16,153.19 | 16,153.19 | 16,153.19 |
| | 60,333.19 | 60,333.19 | 60,333.19 | 60,333.19 | 60,333.19 |
| | 71,250.05 | 71,250.05 | 71,250.05 | 71,250.05 | 71,250.05 |
| | 1,080.00 | 1,080.00 | 1,080.00 | 1,080.00 | 1,080.00 |
| | 935,239.12 | 935,239.12 | 935,239.12 | 935,239.12 | 935,239.12 |
| | 137,331.46 | 137,331.46 | 137,331.46 | 137,331.46 | 137,331.46 |
| | 38,270.60 | 38,270.60 | 38,270.60 | 38,270.60 | 38,270.60 |
| | 309,352.72 | 309,352.72 | 309,352.72 | 309,352.72 | 309,352.72 |
| | 1,492,523.95 | 1,492,523.95 | 1,492,523.95 | 1,492,523.95 | 1,492,523.95 |
| | 55,407.06 | 55,407.06 | 55,407.06 | 55,407.06 | 55,407.06 |
| | 1,651.09 | 1,651.09 | 1,651.09 | 1,651.09 | 1,651.09 |
| | 13,870.94 | 13,870.94 | 13,870.94 | 13,870.94 | 13,870.94 |
| | - | - | - | - | - |
| | 17,042.89 | 17,042.89 | 17,042.89 | 17,042.89 | 17,042.89 |
| | 41,963.48 | 41,963.48 | 41,963.48 | 41,963.48 | 41,963.48 |
| | 129,935.46 | 129,935.46 | 129,935.46 | 129,935.46 | 129,935.46 |
| | 5,000.00 | 5,000.00 | 5,000.00 | 5,000.00 | 5,000.00 |
| | 2,003.77 | 2,003.77 | 2,003.77 | 2,003.77 | 2,003.77 |
| | 124,788.30 | 124,788.30 | 124,788.30 | 124,788.30 | 124,788.30 |
| | 2,833.21 | 2,833.21 | 2,833.21 | 2,833.21 | 2,833.21 |
| | 642,373.35 | 642,373.35 | 642,373.35 | 642,373.35 | 642,373.35 |
| | 316,734.00 | 316,734.00 | 316,734.00 | 316,734.00 | 316,734.00 |
| | 216.00 | 216.00 | 216.00 | 216.00 | 216.00 |
| | 9,998.74 | 9,998.74 | 9,998.74 | 9,998.74 | 9,998.74 |
| | 69,021.53 | 69,021.53 | 69,021.53 | 69,021.53 | 69,021.53 |
| | 284.49 | 284.49 | 284.49 | 284.49 | 284.49 |
| | - | - | - | - | - |
| | 1,018,899.48 | 1,018,899.48 | 1,018,899.48 | 1,018,899.48 | 1,018,899.48 |
| | 176,678.50 | 176,678.50 | 176,678.50 | 176,678.50 | 176,678.50 |
| | 3,700.02 | 3,700.02 | 3,700.02 | 3,700.02 | 3,700.02 |
| | 117,207.78 | 117,207.78 | 117,207.78 | 117,207.78 | 117,207.78 |
| | 67,128.44 | 67,128.44 | 67,128.44 | 67,128.44 | 67,128.44 |
| | 84,566.55 | 84,566.55 | 84,566.55 | 84,566.55 | 84,078.55 |
| | 63,956.85 | 63,787.17 | 63,787.17 | 63,787.17 | 56,441.54 |
| | 90,328.27 | 90,328.27 | 90,328.27 | 90,328.27 | 90,328.27 |
| | 184.00 | 184.00 | 184.00 | 184.00 | 184.00 |
| | 14,550.00 | 14,550.00 | 14,550.00 | 14,550.00 | 14,550.00 |
| | 1,495.00 | 1,495.00 | 1,495.00 | 1,495.00 | 1,495.00 |
| | 2,811,948.28 | 2,811,778.60 | 2,811,778.60 | 2,811,778.60 | 2,803,944.97 |

| | | | | |
|---------------------|---------------------|---------------------|---------------------|---------------------|
| 9,687.95 | 9,687.95 | 9,687.95 | 9,687.95 | 9,687.95 |
| 31,159.42 | 31,159.42 | 31,159.42 | 31,159.42 | 31,159.42 |
| 30,662.09 | 30,662.09 | 30,662.09 | 30,662.09 | 30,662.09 |
| 24,555.64 | 24,555.64 | 24,555.64 | 24,555.64 | 24,555.64 |
| 19,744.54 | 19,744.54 | 19,744.54 | 19,744.54 | 19,744.54 |
| 115,809.64 | 115,809.64 | 115,809.64 | 115,809.64 | 115,809.64 |
| 75,550.65 | 75,550.65 | 75,550.65 | 75,550.65 | 75,550.65 |
| 75,550.65 | 75,550.65 | 75,550.65 | 75,550.65 | 75,550.65 |
| 4,686,101.17 | 4,685,931.49 | 4,685,931.49 | 4,685,931.49 | 4,678,097.86 |
| (2,165,188.03) | (2,173,220.76) | (2,181,460.20) | (2,189,699.75) | (2,197,244.98) |
| 244,326.41 | 244,326.41 | 244,326.41 | 244,326.41 | 244,326.41 |
| 197,054.99 | 197,206.56 | 197,206.56 | 197,206.56 | 197,503.87 |
| 1,723,806.63 | 1,731,687.79 | 1,739,927.23 | 1,748,166.78 | 1,755,414.70 |
| 2,962,294.54 | 2,954,243.70 | 2,946,004.26 | 2,937,764.71 | 2,922,683.16 |
| - | - | - | - | - |
| 2,962,294.54 | 2,954,243.70 | 2,946,004.26 | 2,937,764.71 | 2,922,683.16 |
| - | - | - | - | - |
| - | - | - | - | - |
| - | - | - | - | 517.71 |
| - | - | - | - | 236.12 |
| - | - | - | - | (16,575.82) |
| - | - | - | - | 30,595.85 |
| - | - | - | - | 1,145.16 |
| 22,458.24 | 17,250.74 | 43,768.36 | 21,043.77 | 24,434.10 |
| - | - | - | - | - |
| 1,338.69 | (500.00) | (500.00) | (500.00) | (775.98) |
| 80,617.00 | 77,131.00 | 76,024.00 | 84,863.00 | 84,664.00 |
| - | - | - | - | - |
| - | - | - | - | - |
| - | - | - | - | - |
| - | - | - | - | - |

| | | | | |
|---------------------|---------------------|---------------------|---------------------|---------------------|
| 2,797.43 | 2,935.40 | 2,051.34 | 1,067.32 | 83.34 |
| - | - | - | - | - |
| 750.00 | 600.00 | 450.00 | 654.33 | 1,650.00 |
| 9,444.66 | - | - | 35,492.00 | 26,619.00 |
| 12,992.09 | 3,535.40 | 2,501.34 | 37,213.65 | 28,352.34 |
| - | - | - | - | 6,977.97 |
| - | - | 33,800.82 | 20,603.12 | 35,754.62 |
| - | - | 33,800.82 | 20,603.12 | 42,732.59 |
| 117,406.02 | 97,417.14 | 155,594.52 | 163,223.54 | 195,326.07 |
| 1,126,759.13 | 1,123,727.28 | 1,120,695.43 | 1,117,663.57 | 1,114,631.72 |
| - | - | - | - | - |
| - | - | - | - | - |
| - | - | - | - | - |
| - | - | - | - | - |
| 17.54 | 5.84 | 2.98 | 0.11 | - |
| 2,790.42 | 2,735.71 | 2,681.00 | 2,626.29 | 2,571.58 |
| 9,651.79 | 9,523.10 | 9,394.41 | 9,265.72 | 9,137.03 |
| - | - | - | - | - |
| - | - | - | - | - |
| - | - | - | - | - |
| - | - | - | - | - |
| - | - | - | - | - |
| 26,598.10 | 30,851.10 | 31,898.60 | 31,898.60 | 34,198.60 |
| - | - | - | - | - |
| 3,668.50 | 3,668.50 | 3,668.50 | 3,668.50 | 3,668.50 |
| - | - | - | - | - |
| - | - | - | - | - |
| (3,668.50) | (3,668.50) | (3,668.50) | (3,668.50) | (3,668.50) |
| 1,165,816.98 | 1,166,843.03 | 1,164,672.42 | 1,161,454.29 | 1,160,538.93 |
| - | - | - | - | - |
| 19,958.55 | 19,896.22 | 19,833.89 | 19,771.56 | 19,709.23 |
| 1,185,775.53 | 1,186,739.25 | 1,184,506.31 | 1,181,225.85 | 1,180,248.16 |
| 4,265,476.09 | 4,238,400.09 | 4,286,105.09 | 4,282,214.10 | 4,298,257.39 |
| (100.00) | (100.00) | (100.00) | (100.00) | (100.00) |
| (1,641,504.84) | (1,641,504.84) | (1,641,504.84) | (1,641,504.84) | (1,641,504.84) |

| | | | | |
|-----------------------|-----------------------|-----------------------|-----------------------|-----------------------|
| 112,142.54 | 112,142.54 | 112,142.54 | 112,142.54 | 112,142.54 |
| (50,042.23) | (51,901.13) | (3,918.72) | (13,380.50) | (12,915.46) |
| (1,579,504.53) | (1,581,363.43) | (1,533,381.02) | (1,542,842.80) | (1,542,377.76) |
| (117,096.69) | (116,862.69) | (116,627.69) | (116,391.69) | (116,154.69) |
| (36,472.93) | (36,353.74) | (36,234.55) | (36,115.36) | (35,996.17) |
| (1,078,727.61) | (1,076,475.15) | (1,074,216.70) | (1,071,952.22) | (1,069,681.71) |
| (1,232,297.23) | (1,229,691.58) | (1,227,078.94) | (1,224,459.27) | (1,221,832.57) |
| (2,750.00) | (2,759.00) | (2,769.00) | (2,779.00) | (2,789.00) |
| (1,430.28) | (1,430.28) | (1,430.28) | (1,430.28) | (1,430.28) |
| (4,180.28) | (4,189.28) | (4,199.28) | (4,209.28) | (4,219.28) |
| (3,656.05) | (4,348.00) | (1,420.16) | (3,163.40) | (3,976.85) |
| - | - | - | - | - |
| (3,232.00) | - | (11,060.67) | (3,232.00) | - |
| - | - | - | - | - |
| - | - | - | - | - |
| (719.82) | (1,266.75) | (1,376.00) | (869.12) | (1,079.05) |
| - | - | - | - | - |
| (7,607.87) | (5,614.75) | (13,856.83) | (7,264.52) | (5,055.90) |
| - | - | - | - | - |
| - | - | - | - | - |
| - | - | - | - | - |
| (14,838.36) | (15,845.99) | (20,089.59) | (20,404.99) | (22,238.22) |
| (119,293.77) | (133,431.39) | (221,937.93) | (219,311.67) | (234,475.53) |
| (12,954.74) | (12,954.74) | (12,954.74) | (12,954.74) | (12,954.74) |
| (6.70) | (9.90) | (13.65) | (17.87) | - |
| - | - | - | - | - |
| - | - | - | - | - |
| (26,566.66) | (26,637.51) | (26,708.54) | (26,779.76) | (26,851.16) |
| (38,510.54) | (861.57) | - | - | - |
| (223,958.92) | (199,545.13) | (299,760.56) | (290,942.83) | (305,794.83) |
| (415,962.96) | (415,962.96) | (415,962.96) | (415,962.96) | (422,161.46) |
| (201,217.00) | (201,217.00) | (201,217.00) | (201,217.00) | (201,217.00) |
| (617,179.96) | (617,179.96) | (617,179.96) | (617,179.96) | (623,378.46) |

| | | | | |
|-----------------------|-----------------------|-----------------------|-----------------------|-----------------------|
| (750,286.50) | (750,286.50) | (750,286.50) | (750,286.50) | (750,286.50) |
| (398,349.91) | (398,349.91) | (398,349.91) | (398,349.91) | (398,349.91) |
| (1,148,636.41) | (1,148,636.41) | (1,148,636.41) | (1,148,636.41) | (1,148,636.41) |
| 536,100.96 | 538,016.42 | 539,931.80 | 541,847.17 | 543,762.64 |
| 536,100.96 | 538,016.42 | 539,931.80 | 541,847.17 | 543,762.64 |
| (1,229,715.41) | (1,227,799.95) | (1,225,884.57) | (1,223,969.20) | (1,228,252.23) |
| (4,265,476.09) | (4,238,400.09) | (4,286,105.09) | (4,282,214.10) | (4,298,257.39) |

- - - - -

8/31/18

Jan-20

Water Sales

| | | | | |
|--------|-----|------|--------------------------------|------------------|
| 461000 | 001 | 6100 | WATER SALES: BILLED REVENUE | (43,108.76) |
| 461001 | 001 | 6100 | WATER SALES BILLED RECOUPMENT | - |
| 461100 | 001 | 6100 | WATER SALES: UNBILLED REVENUE | 1,710.00 |
| 461200 | 001 | 6100 | WATER SALES-UNBILLED RECOUPMNT | - |
| 462000 | 001 | 6100 | FIRE PROTECTION REVENUE | (17,072.56) |
| 460200 | 001 | 6100 | CBFRR REVENUES | (12,213.25) |
| 460998 | 001 | 6100 | CBFRR REVENUES - CONTRA | 12,213.25 |
| | | | | 58,471.32 |

Other Operating Revenue

| | | | | |
|--------|-----|------|------------------------|--------------|
| 471300 | 001 | 6100 | MISC OPERATING REVENUE | (40.00) |
| | | | | 40.00 |

Total Revenues**58,511.32****Production Expenses**

| | | | | |
|--------|-----|------|--------------------------------|------------------|
| 601100 | 001 | 6105 | OTHER PROD LABOR:TREAT PLANT | - |
| 603500 | 001 | 6105 | OTHER PROD MAT&EXP: SRC/SUPPLY | - |
| 610200 | 001 | 6105 | SUPERINTENDENCE: WTP-PAC | - |
| 610201 | 001 | 6105 | BENEFITS: WTP-PAC | - |
| 623100 | 001 | 6105 | POWER PURCHASED: TRT PLT ELEC | 597.39 |
| 624100 | 001 | 6105 | OPER LABOR: TREATMENT PLANT | 6,516.50 |
| 626100 | 001 | 6105 | OPER EXP T PLANT: MAT & EXP | 76.08 |
| 626110 | 001 | 6105 | OPER EXP T PLANT: GAS/OIL | 1,816.57 |
| 626120 | 001 | 6105 | OPER EXP T PLANT: PHONE | - |
| 631100 | 001 | 6105 | MAINT STRUCT: TREATMENT PLANT | 76.76 |
| 631500 | 001 | 6105 | MAINT STRUCT: SOURCE OF SUPPLY | 1,089.15 |
| 633100 | 001 | 6105 | MAINT PUMP EQU: HIGH LIFT ELC | - |
| 633199 | 001 | 6105 | BOOSTER STATION GENERAL MAINT | - |
| 641110 | 001 | 6105 | CHLORINE: TREATMENT PLANT | 217.95 |
| 641120 | 001 | 6105 | ALUM. SULFATE/FERRIC CHLORIDE | - |
| 641140 | 001 | 6105 | POLYMERS | - |
| 641160 | 001 | 6105 | CORROSION INHIBITOR | - |
| 641213 | 001 | 6105 | SODA ASH | 953.25 |
| 642200 | 001 | 6105 | LABORATORY EXPENSE | - |
| 642205 | 001 | 6105 | LAB EXPENSE: OUTSIDE TESTING | 353.00 |
| 652200 | 001 | 6105 | MAINT PROC EQU: TRT PLANT | 2,879.45 |
| 652220 | 001 | 6105 | MAINT PROC EQUIP: SCADA & OTHR | 120.20 |
| | | | | 14,696.30 |

Transmission & Distribution Expenses

| | | | | |
|--------|-----|------|-------------------------------|--------|
| 660000 | 001 | 6106 | SUPERINTENDENCE: OPS-PAC | - |
| 660001 | 001 | 6106 | BENEFITS: OPS-PAC | - |
| 662003 | 001 | 6106 | MISC GEN EXPENSE/OPERATIONS | - |
| 662004 | 001 | 6106 | MISC T&D MATERIALS & SUPPLIES | - |
| 662100 | 001 | 6106 | DUTY PAY | - |
| 663100 | 001 | 6106 | METER OPERATING LABOR & EXP | 711.31 |
| 663101 | 001 | 6106 | MOLE: METER REMOVAL | - |

| | | | | |
|--------|-----|------|--------------------------------|-----------------|
| 664200 | 001 | 6106 | OTHER EXPENSE ON CUST PREMISIS | - |
| 665100 | 001 | 6106 | SMALL TOOLS EXPENSE | - |
| 665250 | 001 | 6106 | TRANS/EXP: MISCELLANEOUS | 0.50 |
| 665400 | 001 | 6106 | GASOLINE | - |
| 673001 | 001 | 6106 | MAINT MAINS: REPAIRS | 79.12 |
| 673002 | 001 | 6106 | MAINT MAINS: GATE PROGRAM | - |
| 673003 | 001 | 6106 | MAINT MAINS: FLUSHING LN | - |
| 673004 | 001 | 6106 | MAINT GATES: INSPECTION: PAC | - |
| 675000 | 001 | 6106 | MAINTENANCE: SERVICES | 345.62 |
| 676000 | 001 | 6106 | MAINTENANCE: METERS | 128.04 |
| 677001 | 001 | 6106 | MAINTENANCE: HYDRANTS-REPAIRS | - |
| 677002 | 001 | 6106 | MAINTENANCE: HYDRANTS-PAINTING | - |
| 677003 | 001 | 6106 | MAINTENANCE: HYDRANTS-INSPECTN | 1,697.89 |
| 678000 | 001 | 6106 | MONITOR CONTRACTORS MARKING | 200.47 |
| | | | | 3,162.95 |

Customer Accounts & Collection Expenses

| | | | | |
|--------|-----|------|----------------------------|---------------|
| 902000 | 001 | 6108 | CUSTOMER ORDS: COLLECTIONS | - |
| 903000 | 001 | 6108 | CUSTOMER ORDS: COLLECTIONS | 6.28 |
| 902001 | 001 | 6108 | METER READING | 128.04 |
| 902098 | 001 | 6108 | METER READING: TRANSFERS | 68.56 |
| 902099 | 001 | 6108 | METER READING: EXCEPTIONS | - |
| 902100 | 001 | 6108 | BILLING & ACCOUNTING | - |
| 903100 | 001 | 6108 | BILLING & ACCOUNTING | 298.32 |
| 930200 | 001 | 6108 | PUBLIC RELATIONS | - |
| 904000 | 001 | 6108 | UNCOLLECTABLE ACCOUNTS | - |
| | | | | 501.20 |

Administrative and General Expense

| | | | | |
|--------|-----|------|--------------------------------|-----------------|
| 921000 | 001 | 6109 | OFFICE SUPPLIES & EXPENSE | 16.30 |
| 921160 | 001 | 6109 | OFFICE SUPPLIES & EXP: PHONE | 89.76 |
| 923000 | 001 | 6109 | OUTSIDE SERVICES | - |
| 924000 | 001 | 6109 | INSURANCE EXPENSE | 935.05 |
| 928000 | 001 | 6109 | REGULATORY COMMISSION EXPENSE | 258.00 |
| 930100 | 001 | 6109 | MEETING CONVENTION/MEMBSP FEES | - |
| 930102 | 001 | 6109 | LICENSING FEES | 25.00 |
| 930200 | 001 | 6109 | PUBLIC RELATIONS | - |
| 930300 | 001 | 6109 | MEALS | - |
| 930400 | 001 | 6109 | MISCELLANEOUS GENERAL EXPENSE | - |
| 930410 | 001 | 6109 | CHARITABLE CONTRIBUTIONS | - |
| 950200 | 001 | 6109 | MAINT: OFFICE FURNT & EQUIP | - |
| 950400 | 001 | 6109 | MAINT: MISC GENERAL EQUIP | - |
| 950500 | 001 | 6109 | MAINT COMPUTER EQUIP: PAC | - |
| | | | | 1,324.11 |

Inter Div Management Fee

| | | | | |
|--------|-----|------|---------------------------|------------------|
| 930500 | 001 | 6100 | MAINT COMPUTER EQUIP: PAC | 375.00 |
| 930510 | 001 | 6100 | MAINT COMPUTER EQUIP: PAC | 16,239.00 |
| 930520 | 001 | 6100 | MAINT COMPUTER EQUIP: PAC | - |
| | | | | 16,614.00 |

Total Operating Expenses 36,298.56

Depreciation Expense

| | | | | |
|--------|-----|------|---|--------------------------|
| 403000 | 001 | 6100 | DEPRECIATION EXPENSE: PAC | 8,377.68 |
| | | | | 8,377.68 |
| | | | <u>Amortization Expense: CIAC</u> | |
| 405300 | 001 | 6100 | AMORTIZATION EXPENSE: CIAC | (1,915.45) |
| | | | <u>Amortization Expense</u> | |
| 407320 | 001 | 6100 | AMORT EXP - DEFERRED CHARGES | 257.29 |
| 407100 | 001 | 6100 | AMORT: ACQUISITION PREMIUM | 2,868.07 |
| | | | | 3,125.36 |
| | | | <u>Taxes Other than Income Tax</u> | |
| 408110 | 001 | 6100 | LOCAL PROPERTY TAXES | 15,067.00 |
| 408130 | 001 | 6100 | OTHER TAXES | - |
| | | | | 15,067.00 |
| 414000 | 001 | 6100 | GAIN FROM FORGIVENESS SRF DEBT | (119.19) |
| | | | <u>Income Tax</u> | |
| 409102 | 001 | 6100 | PROV/FED INC TAX/CURRENT | (553.50) |
| 409113 | 001 | 6100 | PROVS FOR NH BUS PRFTS TAX CUR | (219.88) |
| 410102 | 001 | 6100 | PROV FEDL INCOME TAX DEFERRED | - |
| 410113 | 001 | 6100 | PROV NH INCOME TAX DEFERRED | - |
| | | | | (773.38) |
| | | | Total Operating Deducts | 60,060.58 |
| | | | Net Operating Income | (1,549.26) |
| 421000 | 001 | 6100 | MISC NON-OPERATING INCOME(EXP) | - |
| 426000 | 001 | 6100 | MISC NONUTILITY EXPENSES | - |
| | | | Other Income | - |
| 420000 | 001 | 6100 | AFDUC-INT(DEBT) COMPONENT-PAC | - |
| 420100 | 001 | 6100 | AFUDC - EQUITY COMPONENT - PAC | - |
| 427115 | 001 | 6100 | INTERCOMPANY INTEREST | 3,070.09 |
| 427300 | 001 | 6100 | INTEREST EXP: BONDS & NOTES | 268.61 |
| 428000 | 001 | 6100 | AMORTIZATION OF DEBT EXPENSE | 62.33 |
| 419000 | 001 | 6100 | INTEREST INCOME | - |
| | | | Total Interest | 3,401.03 |
| | | | Net Income Before Dividends | (4,950.29) |
| 438000 | 001 | 6100 | DIVIDENDS: COMMON STOCK | - |
| | | | Net Income (Or Loss) - YTD | <u>(4,950.29)</u> |
| | | | Net Income (Or Loss) - MTD | <u>(4,950.29)</u> |

| | 2 | 3 | 4 | 5 | 6 | 7 |
|--|------------------|------------------|------------------|------------------|------------------|------------------|
| | Feb-20 | Mar-20 | Apr-20 | May-20 | Jun-20 | Jul-20 |
| | (50,126.66) | (43,235.25) | (46,436.09) | (52,251.94) | (47,925.58) | (52,555.34) |
| | - | - | - | - | - | - |
| | 4,129.00 | (10,153.00) | 5,749.00 | (3,365.00) | (1,101.00) | (4,328.00) |
| | - | - | - | - | - | - |
| | (17,072.56) | (17,072.56) | (17,072.56) | (17,072.56) | (17,072.56) | (17,072.56) |
| | (12,213.25) | (12,213.25) | (12,213.25) | (12,213.25) | (12,213.25) | (12,213.25) |
| | 12,213.25 | 12,213.25 | 12,213.25 | 12,213.25 | 12,213.25 | 12,213.25 |
| | 63,070.22 | 70,460.81 | 57,759.65 | 72,689.50 | 66,099.14 | 73,955.90 |
| | (110.00) | (66.00) | (218.00) | (60.00) | (304.00) | (192.00) |
| | 110.00 | 66.00 | 218.00 | 60.00 | 304.00 | 192.00 |
| | 63,180.22 | 70,526.81 | 57,977.65 | 72,749.50 | 66,403.14 | 74,147.90 |
| | - | - | - | - | - | - |
| | - | - | - | - | - | - |
| | - | - | - | - | - | - |
| | - | - | - | - | - | - |
| | 578.45 | 558.38 | 489.27 | 488.18 | 381.73 | 329.13 |
| | 6,172.19 | 7,376.56 | 7,602.34 | 7,437.15 | 10,001.97 | 6,835.01 |
| | 262.86 | 493.59 | 253.98 | 80.00 | 464.41 | 427.28 |
| | 2,394.53 | - | 1,674.00 | - | - | - |
| | 114.58 | 114.58 | 114.03 | 113.92 | 116.54 | 119.04 |
| | 76.76 | 80.00 | - | 390.00 | 80.00 | 80.00 |
| | 1,232.89 | 458.56 | - | - | 2,755.27 | 13,369.27 |
| | 230.00 | - | - | - | - | - |
| | - | - | - | - | - | - |
| | - | - | 213.95 | 228.25 | 228.25 | - |
| | - | - | - | - | - | 882.00 |
| | - | - | - | - | - | - |
| | 143.72 | 143.72 | - | - | - | 72.58 |
| | - | - | - | - | 961.25 | - |
| | - | 580.50 | - | - | - | - |
| | 10.00 | 192.00 | 361.00 | 129.00 | 177.00 | 1,042.00 |
| | - | - | - | - | 2,264.73 | 263.16 |
| | 120.20 | 120.20 | - | 950.01 | 240.40 | 120.20 |
| | 11,336.18 | 10,118.09 | 10,708.57 | 9,816.51 | 17,671.55 | 23,539.67 |
| | - | - | - | - | - | - |
| | - | - | - | - | - | - |
| | - | - | - | - | - | - |
| | - | - | - | - | - | - |
| | 216.44 | 136.98 | 187.60 | 426.43 | 74.27 | - |
| | - | - | - | - | - | - |

| | | | | | |
|-----------------|-----------------|-----------------|-----------------|-----------------|-----------------|
| - | - | - | 324.00 | - | - |
| - | - | - | - | - | - |
| - | - | - | - | - | - |
| - | - | - | - | - | - |
| 3,992.11 | 1,599.07 | 745.79 | 391.87 | 156.15 | 2,416.59 |
| - | - | - | 212.57 | - | - |
| - | - | - | - | - | - |
| - | - | - | - | - | - |
| 594.47 | 310.81 | 2,834.36 | 3,340.96 | 896.00 | 355.65 |
| 499.20 | 156.47 | 64.98 | 355.71 | - | 128.96 |
| - | 393.93 | - | - | - | - |
| - | - | - | - | - | - |
| 1,067.01 | - | - | 950.80 | 1,114.58 | 536.74 |
| 137.12 | 123.58 | 439.89 | 182.98 | 322.40 | 406.02 |
| 6,506.35 | 2,720.84 | 4,272.62 | 6,185.32 | 2,563.40 | 3,843.96 |

| | | | | | |
|-----------------|---------------|-----------------|---------------|---------------|---------------|
| - | - | - | - | - | - |
| - | 53.10 | - | - | - | - |
| 58.14 | 174.00 | 104.40 | 129.96 | 138.20 | - |
| 179.72 | - | 113.04 | 126.97 | - | 99.03 |
| - | - | - | - | - | - |
| - | - | - | - | - | - |
| 533.27 | 760.77 | 909.72 | 561.08 | 506.28 | 619.86 |
| - | 12.29 | 11.12 | - | - | 62.72 |
| 361.14 | (142.15) | - | - | - | - |
| 1,132.27 | 858.01 | 1,138.28 | 818.01 | 644.48 | 781.61 |

| | | | | | |
|-----------------|-----------------|-----------------|-----------------|---------------|-----------------|
| 4.50 | 4.50 | 4.50 | 8.50 | 13.85 | 6.50 |
| 89.76 | 89.76 | 86.53 | 88.02 | 88.02 | 88.62 |
| - | - | - | - | - | - |
| 935.06 | 935.06 | 781.69 | 794.34 | (105.60) | 796.25 |
| 258.00 | 258.00 | 258.00 | 258.00 | 258.00 | 258.00 |
| - | - | - | - | - | - |
| 25.00 | 25.00 | 25.00 | 25.00 | 25.00 | 25.00 |
| - | - | - | - | - | - |
| - | - | - | - | - | - |
| 102.00 | - | - | - | - | - |
| - | - | - | - | - | - |
| - | - | - | - | - | - |
| - | - | - | - | - | - |
| - | - | - | - | - | - |
| 1,414.32 | 1,312.32 | 1,155.72 | 1,173.86 | 279.27 | 1,174.37 |

| | | | | | |
|------------------|------------------|------------------|------------------|------------------|------------------|
| 443.00 | 404.00 | 371.00 | 420.00 | 315.00 | 253.00 |
| 15,753.00 | 15,411.00 | 15,967.00 | 15,336.00 | 16,121.00 | 13,881.00 |
| - | - | - | - | - | - |
| 16,196.00 | 15,815.00 | 16,338.00 | 15,756.00 | 16,436.00 | 14,134.00 |
| 36,585.12 | 30,824.26 | 33,613.19 | 33,749.70 | 37,594.70 | 43,473.61 |

| | | | | | |
|-------------------|------------------|-------------------|------------------|------------------|------------------|
| 8,377.97 | 8,379.16 | 8,381.16 | 8,377.27 | 8,378.34 | 8,336.39 |
| 8,377.97 | 8,379.16 | 8,381.16 | 8,377.27 | 8,378.34 | 8,336.39 |
| (1,915.39) | (1,915.45) | (1,915.39) | (1,915.37) | (1,915.47) | (1,915.46) |
| 257.31 | 257.31 | 257.31 | 257.32 | 257.32 | 257.31 |
| 2,947.97 | 2,947.97 | 2,947.97 | 2,947.97 | 2,947.97 | 2,947.97 |
| 3,205.28 | 3,205.28 | 3,205.28 | 3,205.29 | 3,205.29 | 3,205.28 |
| 15,067.00 | 15,067.00 | 15,262.67 | 15,262.67 | 15,410.16 | 15,507.16 |
| - | - | - | - | - | - |
| 15,067.00 | 15,067.00 | 15,262.67 | 15,262.67 | 15,410.16 | 15,507.16 |
| (119.19) | (119.19) | (119.19) | (119.19) | (119.19) | (119.19) |
| 300.61 | 2,802.44 | (172.69) | 2,666.39 | 662.44 | 1,014.28 |
| 119.42 | 1,113.29 | (68.61) | 1,059.24 | 263.15 | 402.93 |
| - | - | - | - | - | - |
| - | - | - | - | - | - |
| 420.03 | 3,915.73 | (241.30) | 3,725.63 | 925.59 | 1,417.21 |
| 61,620.82 | 59,356.79 | 58,186.42 | 62,286.00 | 63,479.42 | 69,905.00 |
| 1,559.40 | 11,170.02 | (208.77) | 10,463.50 | 2,923.72 | 4,242.90 |
| - | - | - | - | - | - |
| - | - | - | - | - | - |
| - | - | - | - | - | - |
| - | - | - | - | - | - |
| 3,046.09 | 3,245.57 | 3,059.55 | 3,051.97 | 3,051.20 | 3,047.76 |
| 268.08 | 267.54 | 267.00 | 266.47 | 265.92 | 265.38 |
| 62.33 | 62.33 | 62.33 | 62.33 | 62.33 | 62.33 |
| - | - | - | - | - | - |
| 3,376.50 | 3,575.44 | 3,388.88 | 3,380.77 | 3,379.45 | 3,375.47 |
| (1,817.10) | 7,594.58 | (3,597.65) | 7,082.73 | (455.73) | 867.43 |
| - | - | - | - | - | - |
| (6,767.39) | 827.19 | (2,770.46) | 4,312.27 | 3,856.54 | 4,723.97 |
| (1,817.10) | 7,594.58 | (3,597.65) | 7,082.73 | (455.73) | 867.43 |

| | 8 | 9 | 10 | 11 | 12 | Total |
|--|------------------|------------------|------------------|------------------|------------------|-------------------|
| | Aug-20 | Sep-20 | Oct-20 | Nov-20 | Dec-20 | |
| | (57,659.30) | (52,798.07) | (58,992.90) | (49,892.68) | (47,510.13) | (602,493) |
| | - | - | - | - | - | - |
| | (2,779.00) | 6,306.00 | 2,011.00 | 97.00 | 3,213.00 | 1,489 |
| | - | - | - | - | - | - |
| | (17,072.56) | (17,072.56) | (17,072.56) | (17,072.56) | (17,072.56) | (204,871) |
| | (12,213.25) | (12,213.25) | (12,213.25) | (12,213.25) | (12,213.25) | (146,559) |
| | 12,213.25 | 12,213.25 | 12,213.25 | 12,213.25 | 12,213.25 | 146,559 |
| | 77,510.86 | 63,564.63 | 74,054.46 | 66,868.24 | 61,369.69 | 805,874.42 |
| | - | - | - | - | - | - |
| | (40.00) | (95.00) | (303.00) | (274.00) | (259.00) | (1,961) |
| | 40.00 | 95.00 | 303.00 | 274.00 | 259.00 | 1,961.00 |
| | - | - | - | - | - | - |
| | 77,550.86 | 63,659.63 | 74,357.46 | 67,142.24 | 61,628.69 | 807,835.42 |
| | - | - | - | - | - | - |
| | - | - | - | - | - | - |
| | - | - | - | - | - | - |
| | - | - | - | - | - | - |
| | 365.37 | 336.50 | 372.25 | 396.40 | 500.90 | 5,394 |
| | 7,537.42 | 5,607.88 | 5,060.87 | 5,746.04 | 7,090.73 | 82,985 |
| | 224.00 | 399.36 | 393.96 | 99.00 | 844.05 | 4,019 |
| | - | - | 1,490.66 | - | 3,515.42 | 10,891 |
| | 121.43 | 119.81 | 120.01 | 120.05 | 121.67 | 1,296 |
| | 80.00 | 204.41 | - | 80.00 | 1,226.24 | 2,374 |
| | 1,556.51 | 2,042.22 | 633.35 | 6,267.16 | 1,226.84 | 30,631 |
| | - | - | - | - | - | 230 |
| | - | - | - | - | - | - |
| | 228.25 | - | - | - | 441.35 | 1,558 |
| | - | 882.00 | - | - | - | 1,764 |
| | - | - | - | - | - | - |
| | - | - | - | - | - | 360 |
| | - | - | 1,417.75 | - | - | 3,332 |
| | - | - | - | - | - | 581 |
| | 584.00 | 361.00 | 473.00 | 512.00 | 290.00 | 4,484 |
| | 452.28 | - | 489.24 | 135.81 | 320.07 | 6,805 |
| | 120.20 | 123.20 | 123.20 | - | 123.20 | 2,161 |
| | 11,269.46 | 10,076.38 | 10,574.29 | 13,356.46 | 15,700.47 | 158,863.93 |
| | - | - | - | - | - | - |
| | - | - | - | - | - | - |
| | - | - | - | - | - | - |
| | - | - | - | - | - | - |
| | - | - | - | - | - | - |
| | 469.09 | 128.96 | 64.48 | 226.72 | 128.96 | 2,771 |
| | - | - | - | - | - | - |

| | | | | | |
|------------------|------------------|------------------|------------------|------------------|-------------------|
| - | - | - | - | - | 324 |
| - | - | - | - | - | - |
| - | - | - | - | - | 1 |
| - | - | - | - | - | - |
| 9,554.16 | 553.25 | 1,890.31 | 1,352.89 | 806.79 | 23,538 |
| - | - | - | - | 697.83 | 910 |
| - | - | - | - | - | - |
| - | - | - | - | - | - |
| - | 10,367.68 | 3,035.69 | - | 1,480.99 | 23,562 |
| 128.96 | 193.44 | 128.96 | - | 103.65 | 1,888 |
| - | - | - | - | - | 394 |
| 317.81 | - | - | - | - | 318 |
| 1,012.47 | 705.50 | 641.02 | 744.88 | 1,249.90 | 9,721 |
| 430.36 | 290.16 | 173.48 | 133.58 | 170.34 | 3,010 |
| 11,912.85 | 12,238.99 | 5,933.94 | 2,458.07 | 4,638.46 | 66,437.75 |
| - | - | - | - | - | - |
| - | - | - | - | - | - |
| - | - | - | - | - | 59 |
| - | 128.96 | 103.65 | 64.48 | 131.72 | 1,162 |
| 220.43 | 99.03 | 66.79 | 128.96 | - | 1,103 |
| - | - | 64.48 | - | - | 64 |
| - | - | - | - | - | - |
| 654.10 | 636.74 | 450.91 | 1,187.96 | 328.48 | 7,447 |
| - | - | - | - | 239.25 | 325 |
| - | - | 1,221.92 | 0.20 | - | 1,441 |
| 874.53 | 864.73 | 1,907.75 | 1,381.60 | 699.45 | 11,601.92 |
| - | - | - | - | - | - |
| 10.00 | 15.40 | 10.50 | 13.40 | 8.00 | 116 |
| 86.12 | - | 172.29 | 86.59 | 52.26 | 1,018 |
| - | - | - | - | - | - |
| 796.25 | 796.25 | 791.94 | 800.27 | 803.52 | 9,060 |
| 159.33 | 466.00 | 0.01 | 257.32 | 257.34 | 2,946 |
| - | - | - | - | - | - |
| 25.00 | 25.00 | 25.00 | 25.00 | 25.00 | 300 |
| - | - | - | - | - | - |
| - | - | - | - | - | - |
| - | - | - | - | - | 102 |
| - | - | - | - | - | - |
| - | - | - | - | - | - |
| - | - | - | - | - | - |
| - | - | - | - | - | - |
| 1,076.70 | 1,302.65 | 999.74 | 1,182.58 | 1,146.12 | 13,541.76 |
| - | - | - | - | - | - |
| 368.00 | 250.00 | 426.00 | 419.00 | 248.00 | 4,292 |
| 19,254.00 | 13,914.00 | 16,535.00 | 18,656.00 | 11,923.00 | 188,990 |
| - | - | - | - | - | - |
| 19,622.00 | 14,164.00 | 16,961.00 | 19,075.00 | 12,171.00 | 193,282.00 |
| - | - | - | - | - | - |
| 44,755.54 | 38,646.75 | 36,376.72 | 37,453.71 | 34,355.50 | 443,727.36 |
| - | - | - | - | - | - |
| - | - | - | - | - | - |

| | | | | | |
|------------------|-------------------|------------------|------------------|-------------------|-------------------|
| 8,365.28 | 8,349.04 | 8,356.18 | 8,351.31 | 8,359.58 | 100,389 |
| 8,365.28 | 8,349.04 | 8,356.18 | 8,351.31 | 8,359.58 | 100,389.36 |
| | | | | | - |
| | | | | | - |
| (1,915.39) | (1,915.46) | (1,915.39) | (1,915.37) | (1,915.47) | (22,985) |
| | | | | | - |
| | | | | | - |
| 257.31 | 257.32 | 257.31 | 257.32 | 440.72 | 3,271 |
| 2,947.97 | 2,947.97 | 2,947.97 | 2,947.97 | 2,947.96 | 35,296 |
| 3,205.28 | 3,205.29 | 3,205.28 | 3,205.29 | 3,388.68 | 38,566.88 |
| | | | | | - |
| | | | | | - |
| 15,507.16 | 15,507.18 | 15,507.16 | 16,535.33 | (2,851.49) | 166,849 |
| - | - | - | - | 1,326.00 | 1,326 |
| 15,507.16 | 15,507.18 | 15,507.16 | 16,535.33 | (1,525.49) | 168,175.00 |
| | | | | | - |
| (119.19) | (119.19) | (119.19) | (119.19) | (119.19) | (1,430) |
| | | | | | - |
| 1,421.02 | (82.66) | 2,431.53 | 626.21 | 1,160.93 | 12,277 |
| 564.51 | (32.83) | 965.93 | 248.77 | (770.92) | 3,645 |
| - | - | - | - | 3,706.00 | 3,706 |
| - | - | - | - | 1,870.00 | 1,870 |
| 1,985.53 | (115.49) | 3,397.46 | 874.98 | 5,966.01 | 21,498.00 |
| | | | | | - |
| 71,784.21 | 63,558.12 | 64,808.22 | 64,386.06 | 48,509.62 | 747,941.26 |
| | | | | | - |
| 5,766.65 | 101.51 | 9,549.24 | 2,756.18 | 13,119.07 | 59,894.16 |
| | | | | | - |
| - | - | - | - | - | - |
| - | - | - | - | - | - |
| - | - | - | - | - | - |
| - | - | - | - | - | - |
| - | - | - | - | - | - |
| - | - | - | - | - | - |
| - | - | - | - | - | - |
| 3,041.68 | 3,033.81 | 3,023.95 | 3,022.88 | 3,017.36 | 36,712 |
| 264.84 | 264.29 | 263.75 | 263.20 | 262.65 | 3,188 |
| 62.33 | 62.33 | 62.33 | 62.33 | 62.33 | 748 |
| - | - | - | - | - | - |
| 3,368.85 | 3,360.43 | 3,350.03 | 3,348.41 | 3,342.34 | 40,647.60 |
| | | | | | - |
| 2,397.80 | (3,258.92) | 6,199.21 | (592.23) | 9,776.73 | 19,246.56 |
| | | | | | - |
| - | - | - | - | - | - |
| 7,121.77 | 3,862.85 | 10,062.06 | 9,469.83 | 19,246.56 | 19,246.56 |
| 2,397.80 | (3,258.92) | 6,199.21 | (592.23) | 9,776.73 | - |

8/31/18

Jan-20

Assets

Land

| | | | | |
|--------|-----|------|------------------------|------------------|
| 303100 | 001 | 6000 | LAND | 44,180.00 |
| 303300 | 001 | 6000 | EASEMENTS - PITTSFIELD | 16,153.19 |
| | | | | 60,333.19 |

Structures

| | | | | |
|--------|-----|------|--------------------------------|---------------------|
| 304100 | 001 | 6000 | SOURCE OF SUPPLY STRUCTURES | 71,250.05 |
| 304700 | 001 | 6000 | GENERAL & MISC STRUCTURES | 1,080.00 |
| 304800 | 001 | 6000 | WATER TREATMENT STRUCTURES | 935,239.12 |
| 305000 | 001 | 6000 | RESERVOIRS & DAMS | 137,331.46 |
| 306000 | 001 | 6000 | LAKE, RIVER & OTHER INTAKE-PAC | 38,270.60 |
| 309000 | 001 | 6000 | SUPPLY MAINS: PITTSFIELD | 309,352.72 |
| | | | | 1,492,523.95 |

Equipment

| | | | | |
|--------|-----|------|--------------------------------|-------------------|
| 310000 | 001 | 6000 | POWER GENERATED EQUIP: PAC | 55,407.06 |
| 311200 | 001 | 6000 | ELECTRIC PUMPING EQUIPMENT | 1,651.09 |
| 311210 | 001 | 6000 | PUMPING EQUIP: PUMPS - PAC | 15,425.94 |
| 320000 | 001 | 6000 | PURIFICATION SYSTEM EQUIPMENT | - |
| 320200 | 001 | 6000 | WATER TREATMENT EQUIPMENT: PAC | 17,042.89 |
| 320310 | 001 | 6000 | WTP EQUIPMENT: MEDIA - PAC | 41,963.48 |
| | | | | 131,490.46 |

Transmission & Distribution

| | | | | |
|--------|-----|------|--------------------------------|---------------------|
| 331000 | 001 | 6000 | PAVEMENTS - GENERAL | 5,000.00 |
| 331001 | 001 | 6000 | PAVEMENTS - TRANS MAINS | 2,003.77 |
| 331002 | 001 | 6000 | PAVEMENTS - DIST MAINS | 124,788.30 |
| 331003 | 001 | 6000 | PAVEMENTS - GATE VALVES | 2,833.21 |
| 331100 | 001 | 6000 | MAINS: 6" & LARGER | 642,373.35 |
| 331150 | 001 | 6000 | DEVEL INSTAL MAINS-6" & LARGER | 316,734.00 |
| 331200 | 001 | 6000 | MAINS: 4" & UNDER | 216.00 |
| 331250 | 001 | 6000 | GATES: 4" & UNDER | 9,998.74 |
| 331251 | 001 | 6000 | GATES: 6" & LARGER | 54,829.76 |
| 331252 | 001 | 6000 | GATES: UNKNOWN SIZE | 284.49 |
| 331300 | 001 | 6000 | DEVEL INSTAL MAINS: 4" & UNDER | - |
| 331400 | 001 | 6000 | MAINS: UNKNOWN SIZE | 1,018,899.48 |
| 331401 | 001 | 6000 | DEVEL INSTAL MAINS:UNKNOWN SZ | 176,678.50 |
| 333004 | 001 | 6000 | PAVING - SERVICES | 3,700.02 |
| 333100 | 001 | 6000 | NEW SERVICES | 117,207.78 |
| 333200 | 001 | 6000 | RENEWED SERVICES | 67,128.44 |
| 334000 | 001 | 6000 | METERING EQUIPMENT | 84,707.14 |
| 334100 | 001 | 6000 | RADIOS FOR METERING | 62,012.64 |
| 335000 | 001 | 6000 | FIRE PROT EQUIP: HYDRANTS | 90,328.27 |
| 335005 | 001 | 6000 | HYDRANTS - PAVING | 184.00 |
| 335100 | 001 | 6000 | HYDRANTS: CIAC | 14,550.00 |
| 339000 | 001 | 6000 | OTHER PLANT & MISC EQUIP: PAC | 1,495.00 |
| | | | | 2,795,952.89 |

Miscellaneous Equipment

| | | | | |
|--------|-----|------|-------------------------------|-------------------|
| 343000 | 001 | 6000 | SHOP EQUIPMENT | 9,687.95 |
| 344000 | 001 | 6000 | LABORATORY EQUIPMENT | 31,159.42 |
| 346000 | 001 | 6000 | COMMUNICATION EQUIPMENT - PAC | 30,662.09 |
| 347110 | 001 | 6000 | COMPUTER EQUIPMENT | 24,555.64 |
| 348000 | 001 | 6000 | MISCELLANEOUS GENERAL EQUIP | 16,974.54 |
| | | | | 113,039.64 |

Intangible Plant

| | | | | |
|--------|-----|------|----------------------|------------------|
| 301000 | 001 | 6000 | ORGANIZATION EXPENSE | 75,550.65 |
| | | | | 75,550.65 |

Total Plant in Service

4,668,890.78

Accumulated Depreciation

| | | | | |
|--------|-----|------|--------------------------------|---------------------|
| 108000 | 001 | 6000 | ACCUMULATED DEPRECIATION: PAC | (2,013,548.45) |
| 108001 | 001 | 6000 | ACCUM DEPREC: COST OF REM -PAC | 242,667.04 |
| 108002 | 001 | 6000 | ACCUM DEPRECIATION: LOSS -PAC | 194,061.95 |
| | | | | 1,576,819.46 |

Net Plant in Service

3,092,071.32

Construction Work in Progress

| | | | | |
|--------|-----|------|--------------------------------|----------|
| 105222 | 001 | 6000 | CWIP: CONTRACTOR CLEARING -PAC | 6,176.00 |
|--------|-----|------|--------------------------------|----------|

Total Plant

3,098,247.32

Current Assets

Cash

| | | | | |
|--------|-----|------|--------------------------------|-----------|
| 131110 | 001 | 6000 | PETTY CASH: PITTSFIELD/NC | - |
| 131120 | 001 | 6000 | CASH: BANK OF AMERICA OPERATNG | - |
| 141000 | 001 | 6000 | A/R: BILLED WATER REVENUE | 18,654.96 |
| 141400 | 001 | 6000 | A/R: MISCELLANEOUS | 587.00 |
| 143901 | 001 | 6000 | ALLOWANCE FOR DOUBTFUL ACCTS | (500.00) |
| 173150 | 001 | 6000 | A/R: UNBILLED WATER REVENUE | 74,722.00 |
| 173152 | 001 | 6000 | A/R UNBILLED REV: RECOUPMENT | - |
| 173154 | 001 | 6000 | AR: UNBILLED REV RECOUP 2009 | - |

Inventory & Supplies

| | | | | |
|--------|-----|------|-----------------------------|---|
| 151100 | 001 | 6000 | INVENTORY: PIPES & FITTINGS | - |
| 151101 | 001 | 6000 | INVENTORY: METERS - PAC | - |
| 151700 | 001 | 6000 | INVENTORY: PAC | - |
| | | | | - |

Prepaid Expenses & Other

| | | | | |
|--------|-----|------|----------------------------|------------------|
| 162100 | 001 | 6000 | PREPAID INSURANCE | 1,856.80 |
| 162300 | 001 | 6000 | PREPAID PROPERTY TAXES-PAC | - |
| 162700 | 001 | 6000 | PREPAID EXPENSES | 641.00 |
| 163310 | 001 | 6000 | PREPAID PROPERTY TAXES | 27,316.00 |
| | | | | 29,813.80 |

Total Current Assets **123,277.76**

Other Assets

Other Deferred Charges

| | | | | |
|--------|-----|------|---------------------------------|---------------------|
| 186100 | 001 | 6000 | ACQUISITION PREMIUM - MARA | 1,183,357.74 |
| 186240 | 001 | 6000 | SARBANES-OXLEY | - |
| 186245 | 001 | 6000 | TILTON HILL ROAD MAIN BREAK | - |
| 186255 | 001 | 6000 | MAIN BREAK - OCTOBER 2003 | - |
| 186260 | 001 | 6000 | SOUTH MAIN LEAK RESEARCH | - |
| 186265 | 001 | 6000 | ABATEMENT | - |
| 186285 | 001 | 6000 | BERRY POND BATHYMETRIC SURVEY | 4,903.86 |
| 186286 | 001 | 6000 | BERRY POND TREATMENT EVALUATION | - |
| 186287 | 001 | 6000 | BERRY POND DAM BREACH ANALYSIS | - |
| 186300 | 001 | 6000 | GRANT APPLICATION - 2008 | - |
| 186350 | 001 | 6000 | LOUDON RD MAIN BREAK | - |
| 186360 | 001 | 6000 | FAIRVIEW ROAD MAIN BREAK | - |
| 186380 | 001 | 6000 | RATE CASE EXPENSE: 2007 | - |
| 186385 | 001 | 6000 | 2010 DEFERRED RATE CASE EXP | - |
| 186390 | 001 | 6000 | RATE CASE EXPENSE: 2012 | - |
| 186395 | 001 | 6000 | RATE CASE EXPENSE: 2020 | - |
| 186450 | 001 | 6000 | CONCORD HILL ROAD SERVICE REPR | - |
| 186650 | 001 | 6000 | EMINENT DOMAIN | 3,668.50 |
| 186675 | 001 | 6000 | WEB SITE UPGRADE 2006 | - |
| 186680 | 001 | 6000 | WEB-SITE UPGRADE 2011 | - |
| 186998 | 001 | 6000 | EMINENT DOMAIN ALLOWANCE | (3,668.50) |
| | | | | 1,188,261.60 |

| | | | | |
|--------|-----|------|----------------------------|-----------|
| 188100 | 001 | 6000 | ACQUISITION PREMIUM - MARA | - |
| 181000 | 001 | 6000 | UNAMORTIZED DEBT EXPENSE | 21,142.82 |

Total Other Assets **1,209,404.42**

Total Assets **4,430,929.50**

Equity and Liabilities

Shareholder's Equity

| | | | | |
|---------------------|-----|------|-----------------------------|-----------------------|
| 201100 | 001 | 6000 | COMMON STOCK | (100.00) |
| 211000 | 001 | 6000 | ADDITIONAL PAID IN CAPITAL | (1,899,595.84) |
| 215500 | 001 | 6000 | RETAINED EARNINGS BEG - PAC | 131,389.10 |
| Net Profit or Loss | | | | 4,950.29 |
| Total Equity | | | | (1,763,356.45) |

| | | | | |
|-----------------------|-----|------|---|---------------------|
| 221002 | 001 | 6000 | LTD:SRF CATAMOUNT ROAD | (121,396.69) |
| 221052 | 001 | 6000 | LTD:FORGIVABLE DEBT - SRF CATAMOUNT RO/ | (38,737.54) |
| Long Term Debt | | | | (160,134.23) |

Current Liabilities

| | | | | |
|--|-----|------|--------------------------------------|-----------------------|
| 221102 | 001 | 6000 | CURRENT PORTION LTD: CATAMOUNT RD | (2,565.00) |
| 221152 | 001 | 6000 | | (1,430.28) |
| Current Portion of Long Term Debt | | | | (3,995.28) |
| 231000 | 001 | 6000 | ACCOUNTS PAYABLE | (942.20) |
| 184100 | 001 | 6000 | CLEARING ACCOUNT | - |
| 236115 | 001 | 6000 | LOCAL PROPERTY TAXES PAYABLE | (1,409.00) |
| 236119 | 001 | 6000 | ACCRUED TAXES | - |
| 237110 | 001 | 6000 | ACCRUED INTEREST PAYABLE | - |
| 241300 | 001 | 6000 | MISC CURRENT ACCRUED LIABILITY | (269.16) |
| 241350 | 001 | 6000 | ACCRUED LIABILITY - RETAINAGE | - |
| | | | | (2,620.36) |
| 235250 | 001 | 6000 | HARDSHIP CASES: CREDITS | - |
| 233400 | 001 | 6000 | INTERCO PAY/REC: PAC/TSC | - |
| 233500 | 001 | 6000 | INTERCO PAY/REC: PAC/PWS | - |
| 233800 | 001 | 6000 | AP INTERCO PAY/REC:PEU/PAC | (1,830.29) |
| 233600 | 001 | 6000 | INTERCO PAY/REC: PAC/PWW | (31,232.07) |
| 233650 | 001 | 6000 | INTERCO LOAN PWW/PAC: RSF | (12,954.74) |
| 233700 | 001 | 6000 | INTERCO PAY/REC: PAC/PEU | (1.72) |
| 223202 | 001 | 6000 | INTERCO ADV-PCP PROM NOTE 5/18 | - |
| 223800 | 001 | 6000 | INTERCO LOAN PAC - INTERGRATED | - |
| 223205 | 001 | 6000 | NOTE PAYABLE - PCP 2018 1.1M LOAN | (1,120,403.91) |
| 223215 | 001 | 6000 | ST NOTE PAYABLE - PCP 2018 1.1M LOAN | (25,255.86) |
| 233300 | 001 | 6000 | INTERCO PAY/REC: PAC/PCP | 51,342.90 |
| Total Current Liabilities | | | | (1,146,951.33) |
| <u>Other Deferred Credits</u> | | | | |
| 282200 | 001 | 6000 | DEFERRED INCOME TAXES | (510,342.07) |
| 283100 | 001 | 6000 | ACCUM DEFERRED INC TAX - REG LIAB | (201,217.00) |
| | | | | (711,559.07) |
| 271200 | 001 | 6000 | CONTRIBUTIONS IN AID OF CONST | (750,286.50) |
| 271201 | 001 | 6000 | CIAC-WATER FILTRATION GRANT | (398,349.91) |
| | | | | (1,148,636.41) |
| <u>Reserve for Amort of CIAC: All</u> | | | | |
| 272101 | 001 | 6000 | RESERVE FOR AMORT OF CIAC:PAC | 499,707.99 |
| | | | | 499,707.99 |
| Total Deferred Credits | | | | (1,360,487.49) |
| Total Equity & Liabilities | | | | (4,430,929.50) |

-

| | 2 | 3 | 4 | 5 | 6 | 7 |
|--|---------------------|---------------------|---------------------|---------------------|---------------------|---------------------|
| | Feb-20 | Mar-20 | Apr-20 | May-20 | Jun-20 | Jul-20 |
| | 44,180.00 | 44,180.00 | 44,180.00 | 44,180.00 | 44,180.00 | 44,180.00 |
| | 16,153.19 | 16,153.19 | 16,153.19 | 16,153.19 | 16,153.19 | 16,153.19 |
| | 60,333.19 | 60,333.19 | 60,333.19 | 60,333.19 | 60,333.19 | 60,333.19 |
| | 71,250.05 | 71,250.05 | 71,250.05 | 71,250.05 | 71,250.05 | 71,250.05 |
| | 1,080.00 | 1,080.00 | 1,080.00 | 1,080.00 | 1,080.00 | 1,080.00 |
| | 935,239.12 | 935,239.12 | 935,239.12 | 935,239.12 | 935,239.12 | 935,239.12 |
| | 137,331.46 | 137,331.46 | 137,331.46 | 137,331.46 | 137,331.46 | 137,331.46 |
| | 38,270.60 | 38,270.60 | 38,270.60 | 38,270.60 | 38,270.60 | 38,270.60 |
| | 309,352.72 | 309,352.72 | 309,352.72 | 309,352.72 | 309,352.72 | 309,352.72 |
| | 1,492,523.95 | 1,492,523.95 | 1,492,523.95 | 1,492,523.95 | 1,492,523.95 | 1,492,523.95 |
| | 55,407.06 | 55,407.06 | 55,407.06 | 55,407.06 | 55,407.06 | 55,407.06 |
| | 1,651.09 | 1,651.09 | 1,651.09 | 1,651.09 | 1,651.09 | 1,651.09 |
| | 15,425.94 | 15,425.94 | 15,425.94 | 15,425.94 | 15,425.94 | 15,425.94 |
| | - | - | - | - | - | - |
| | 17,042.89 | 17,042.89 | 17,042.89 | 17,042.89 | 17,042.89 | 17,042.89 |
| | 41,963.48 | 41,963.48 | 41,963.48 | 41,963.48 | 41,963.48 | 41,963.48 |
| | 131,490.46 | 131,490.46 | 131,490.46 | 131,490.46 | 131,490.46 | 131,490.46 |
| | 5,000.00 | 5,000.00 | 5,000.00 | 5,000.00 | 5,000.00 | 5,000.00 |
| | 2,003.77 | 2,003.77 | 2,003.77 | 2,003.77 | 2,003.77 | 2,003.77 |
| | 124,788.30 | 124,788.30 | 124,788.30 | 124,788.30 | 124,788.30 | 124,788.30 |
| | 2,833.21 | 2,833.21 | 2,833.21 | 2,833.21 | 2,833.21 | 2,833.21 |
| | 642,373.35 | 642,373.35 | 642,373.35 | 642,373.35 | 642,373.35 | 642,373.35 |
| | 316,734.00 | 316,734.00 | 316,734.00 | 316,734.00 | 316,734.00 | 316,734.00 |
| | 216.00 | 216.00 | 216.00 | 216.00 | 216.00 | 216.00 |
| | 9,998.74 | 9,998.74 | 9,998.74 | 9,998.74 | 9,998.74 | 9,998.74 |
| | 54,829.76 | 54,829.76 | 54,829.76 | 54,829.76 | 54,829.76 | 54,829.76 |
| | 284.49 | 284.49 | 284.49 | 284.49 | 284.49 | 284.49 |
| | - | - | - | - | - | - |
| | 1,018,899.48 | 1,018,899.48 | 1,018,899.48 | 1,018,899.48 | 1,018,899.48 | 1,018,899.48 |
| | 176,678.50 | 176,678.50 | 176,678.50 | 176,678.50 | 176,678.50 | 176,678.50 |
| | 3,700.02 | 3,700.02 | 3,700.02 | 3,700.02 | 3,700.02 | 3,700.02 |
| | 117,207.78 | 117,207.78 | 117,207.78 | 117,207.78 | 117,207.78 | 117,207.78 |
| | 67,128.44 | 67,128.44 | 67,128.44 | 67,128.44 | 67,128.44 | 67,128.44 |
| | 84,781.73 | 84,856.32 | 84,467.82 | 84,658.51 | 84,560.88 | 84,560.88 |
| | 62,113.04 | 62,213.44 | 61,822.56 | 61,822.56 | 61,822.56 | 61,923.13 |
| | 90,328.27 | 90,328.27 | 90,328.27 | 90,328.27 | 90,328.27 | 90,328.27 |
| | 184.00 | 184.00 | 184.00 | 184.00 | 184.00 | 184.00 |
| | 14,550.00 | 14,550.00 | 14,550.00 | 14,550.00 | 14,550.00 | 14,550.00 |
| | 1,495.00 | 1,495.00 | 1,495.00 | 1,495.00 | 1,495.00 | 1,495.00 |
| | 2,796,127.88 | 2,796,302.87 | 2,795,523.49 | 2,795,714.18 | 2,795,616.55 | 2,795,717.12 |

| | | | | | |
|---------------------|---------------------|---------------------|---------------------|---------------------|---------------------|
| 9,687.95 | 9,687.95 | 9,687.95 | 9,687.95 | 9,687.95 | 9,687.95 |
| 31,159.42 | 31,159.42 | 31,159.42 | 31,159.42 | 31,159.42 | 31,159.42 |
| 30,662.09 | 30,662.09 | 30,662.09 | 30,662.09 | 30,662.09 | 30,662.09 |
| 24,555.64 | 24,555.64 | 24,555.64 | 24,555.64 | 24,555.64 | 24,555.64 |
| 16,974.54 | 16,974.54 | 16,974.54 | 16,974.54 | 16,974.54 | 16,974.54 |
| 113,039.64 | 113,039.64 | 113,039.64 | 113,039.64 | 113,039.64 | 113,039.64 |
| 75,550.65 | 75,550.65 | 75,550.65 | 75,550.65 | 75,550.65 | 75,550.65 |
| 75,550.65 | 75,550.65 | 75,550.65 | 75,550.65 | 75,550.65 | 75,550.65 |
| 4,669,065.77 | 4,669,240.76 | 4,668,461.38 | 4,668,652.07 | 4,668,554.44 | 4,668,655.01 |
| (2,021,926.42) | (2,030,305.58) | (2,038,132.07) | (2,046,509.34) | (2,054,830.44) | (2,063,166.83) |
| 242,675.33 | 242,683.62 | 242,695.18 | 242,716.37 | 242,716.37 | 242,716.37 |
| 194,061.95 | 194,061.95 | 194,390.71 | 194,390.71 | 194,431.10 | 194,431.10 |
| 1,585,189.14 | 1,593,560.01 | 1,601,046.18 | 1,609,402.26 | 1,617,682.97 | 1,626,019.36 |
| 3,083,876.63 | 3,075,680.75 | 3,067,415.20 | 3,059,249.81 | 3,050,871.47 | 3,042,635.65 |
| 6,176.00 | 6,176.00 | 6,176.00 | 6,176.00 | 6,176.00 | 10,039.43 |
| 3,090,052.63 | 3,081,856.75 | 3,073,591.20 | 3,065,425.81 | 3,057,047.47 | 3,052,675.08 |
| - | - | - | - | - | - |
| - | - | - | - | - | - |
| 47,270.09 | 21,046.39 | 21,110.83 | 50,975.72 | 29,041.51 | 29,898.89 |
| 587.00 | 587.00 | 587.00 | 587.00 | 1,174.00 | 1,174.00 |
| (500.00) | (500.00) | (500.00) | (500.00) | (500.00) | (500.00) |
| 70,593.00 | 80,746.00 | 74,997.00 | 78,362.00 | 79,463.00 | 83,791.00 |
| - | - | - | - | - | - |
| - | - | - | - | - | - |
| - | - | - | - | - | - |
| - | - | - | - | - | - |
| 1,975.34 | 1,040.28 | 1,707.32 | 1,841.67 | 1,976.02 | 2,110.37 |
| - | - | - | - | - | - |
| 358.00 | 75.00 | 866.00 | 583.00 | 300.00 | 275.00 |
| 13,658.00 | - | - | - | 41,708.50 | 27,805.67 |
| 15,991.34 | 1,115.28 | 2,573.32 | 2,424.67 | 43,984.52 | 30,191.04 |

| | | | | | |
|-----------------------|-----------------------|-----------------------|-----------------------|-----------------------|-----------------------|
| 133,941.43 | 102,994.67 | 98,768.15 | 131,849.39 | 153,163.03 | 144,554.93 |
| 1,180,409.77 | 1,177,461.80 | 1,174,513.83 | 1,171,565.86 | 1,168,617.89 | 1,165,669.92 |
| - | - | - | - | - | - |
| - | - | - | - | - | - |
| - | - | - | - | - | - |
| - | - | - | - | - | - |
| 4,646.55 | 4,389.24 | 4,131.93 | 3,874.61 | 3,617.29 | 3,359.98 |
| - | - | - | - | - | - |
| - | - | - | - | - | - |
| - | - | - | - | - | - |
| - | - | - | - | - | - |
| - | - | - | - | - | - |
| - | - | - | - | - | - |
| - | - | - | - | - | - |
| - | - | - | - | - | - |
| 3,668.50 | 3,668.50 | 3,668.50 | 3,668.50 | 3,668.50 | 3,668.50 |
| - | - | - | - | - | - |
| - | - | - | - | - | - |
| (3,668.50) | (3,668.50) | (3,668.50) | (3,668.50) | (3,668.50) | (3,668.50) |
| 1,185,056.32 | 1,181,851.04 | 1,178,645.76 | 1,175,440.47 | 1,172,235.18 | 1,169,029.90 |
| - | - | - | - | - | - |
| 21,080.49 | 21,018.16 | 20,955.83 | 20,893.50 | 20,831.17 | 20,768.84 |
| 1,206,136.81 | 1,202,869.20 | 1,199,601.59 | 1,196,333.97 | 1,193,066.35 | 1,189,798.74 |
| 4,430,130.87 | 4,387,720.62 | 4,371,960.94 | 4,393,609.17 | 4,403,276.85 | 4,387,028.75 |
| (100.00) | (100.00) | (100.00) | (100.00) | (100.00) | (100.00) |
| (1,766,565.84) | (1,766,565.84) | (1,766,565.84) | (1,766,565.84) | (1,766,565.84) | (1,766,565.84) |
| 131,389.10 | 131,389.10 | 131,389.10 | 131,389.10 | 131,389.10 | 131,389.10 |
| 6,767.39 | (827.19) | 2,770.46 | (4,312.27) | (3,856.54) | (4,723.97) |
| (1,628,509.35) | (1,636,103.93) | (1,632,506.28) | (1,639,589.01) | (1,639,133.28) | (1,640,000.71) |
| (121,177.69) | (120,957.69) | (120,736.69) | (120,515.69) | (120,293.69) | (120,070.69) |
| (38,618.35) | (38,499.16) | (38,379.97) | (38,260.78) | (38,141.59) | (38,022.40) |
| (159,796.04) | (159,456.85) | (159,116.66) | (158,776.47) | (158,435.28) | (158,093.09) |

| | | | | | |
|-----------------------|-----------------------|-----------------------|-----------------------|-----------------------|-----------------------|
| (2,575.00) | (2,585.00) | (2,595.00) | (2,604.00) | (2,613.00) | (2,623.00) |
| (1,430.28) | (1,430.28) | (1,430.28) | (1,430.28) | (1,430.28) | (1,430.28) |
| (4,005.28) | (4,015.28) | (4,025.28) | (4,034.28) | (4,043.28) | (4,053.28) |
| (2,713.25) | (1,428.87) | (1,868.00) | (1,713.08) | (7,009.94) | (11,016.39) |
| - | - | - | - | - | - |
| (2,818.00) | (4,227.00) | (15,262.67) | (30,525.34) | - | (1,604.33) |
| - | - | - | - | - | - |
| (0.08) | - | - | - | - | - |
| (970.49) | (300.16) | (205.16) | (205.16) | (271.80) | (463.16) |
| - | - | - | - | - | - |
| (6,501.82) | (5,956.03) | (17,335.83) | (32,443.58) | (7,281.74) | (13,083.88) |
| - | - | - | - | - | - |
| - | - | - | - | - | - |
| - | - | - | - | - | - |
| (1,830.29) | (1,830.29) | (2,044.24) | (2,272.49) | (4,200.74) | (7,900.74) |
| (63,118.11) | (90,875.04) | (121,956.61) | (152,666.36) | (183,698.74) | (215,865.75) |
| (12,954.74) | (12,954.74) | (12,954.74) | (12,954.74) | (12,954.74) | (12,954.74) |
| (5.16) | (8.60) | 525.34 | 525.00 | 524.44 | 523.29 |
| - | - | - | - | - | - |
| - | - | - | - | - | - |
| (1,118,262.60) | (1,116,115.58) | (1,113,962.83) | (1,111,804.34) | (1,109,640.09) | (1,107,470.07) |
| (25,323.21) | (25,390.73) | (25,458.44) | (25,526.33) | (25,594.40) | (25,662.65) |
| (51,252.17) | 21,643.10 | 71,615.89 | 98,759.32 | 92,091.42 | 146,527.83 |
| (1,283,253.38) | (1,235,503.19) | (1,225,596.74) | (1,242,417.80) | (1,254,797.87) | (1,239,939.99) |
| (510,342.07) | (510,342.07) | (510,342.07) | (510,342.07) | (510,342.07) | (510,342.07) |
| (201,217.00) | (201,217.00) | (201,217.00) | (201,217.00) | (201,217.00) | (201,217.00) |
| (711,559.07) | (711,559.07) | (711,559.07) | (711,559.07) | (711,559.07) | (711,559.07) |
| (750,286.50) | (750,286.50) | (750,286.50) | (750,286.50) | (750,286.50) | (750,286.50) |
| (398,349.91) | (398,349.91) | (398,349.91) | (398,349.91) | (398,349.91) | (398,349.91) |
| (1,148,636.41) | (1,148,636.41) | (1,148,636.41) | (1,148,636.41) | (1,148,636.41) | (1,148,636.41) |
| 501,623.38 | 503,538.83 | 505,454.22 | 507,369.59 | 509,285.06 | 511,200.52 |
| 501,623.38 | 503,538.83 | 505,454.22 | 507,369.59 | 509,285.06 | 511,200.52 |
| (1,358,572.10) | (1,356,656.65) | (1,354,741.26) | (1,352,825.89) | (1,350,910.42) | (1,348,994.96) |
| (4,430,130.87) | (4,387,720.62) | (4,371,960.94) | (4,393,609.17) | (4,403,276.85) | (4,387,028.75) |

- - - - -

| | 8 | 9 | 10 | 11 | 12 |
|--|---------------------|---------------------|---------------------|---------------------|---------------------|
| | Aug-20 | Sep-20 | Oct-20 | Nov-20 | Dec-20 |
| | 44,180.00 | 44,180.00 | 44,180.00 | 44,180.00 | 44,180.00 |
| | 16,153.19 | 16,153.19 | 16,153.19 | 16,153.19 | 16,153.19 |
| | 60,333.19 | 60,333.19 | 60,333.19 | 60,333.19 | 60,333.19 |
| | 71,250.05 | 71,250.05 | 71,250.05 | 71,250.05 | 71,250.05 |
| | 1,080.00 | 1,080.00 | 1,080.00 | 1,080.00 | 1,080.00 |
| | 935,239.12 | 935,239.12 | 935,239.12 | 935,239.12 | 935,239.12 |
| | 137,331.46 | 137,331.46 | 137,331.46 | 137,331.46 | 137,331.46 |
| | 38,270.60 | 38,270.60 | 38,270.60 | 38,270.60 | 38,270.60 |
| | 309,352.72 | 309,352.72 | 309,352.72 | 309,352.72 | 309,352.72 |
| | 1,492,523.95 | 1,492,523.95 | 1,492,523.95 | 1,492,523.95 | 1,492,523.95 |
| | 55,407.06 | 55,407.06 | 55,407.06 | 55,407.06 | 55,407.06 |
| | 1,651.09 | 1,651.09 | 1,651.09 | 1,651.09 | 1,651.09 |
| | 15,425.94 | 13,870.94 | 13,870.94 | 13,870.94 | 13,870.94 |
| | - | - | - | - | - |
| | 17,042.89 | 17,042.89 | 17,042.89 | 17,042.89 | 17,042.89 |
| | 41,963.48 | 41,963.48 | 41,963.48 | 41,963.48 | 41,963.48 |
| | 131,490.46 | 129,935.46 | 129,935.46 | 129,935.46 | 129,935.46 |
| | 5,000.00 | 5,000.00 | 5,000.00 | 5,000.00 | 5,000.00 |
| | 2,003.77 | 2,003.77 | 2,003.77 | 2,003.77 | 2,003.77 |
| | 124,788.30 | 124,788.30 | 124,788.30 | 124,788.30 | 124,788.30 |
| | 2,833.21 | 2,833.21 | 2,833.21 | 2,833.21 | 2,833.21 |
| | 642,373.35 | 642,373.35 | 642,373.35 | 642,373.35 | 642,373.35 |
| | 316,734.00 | 316,734.00 | 316,734.00 | 316,734.00 | 316,734.00 |
| | 216.00 | 216.00 | 216.00 | 216.00 | 216.00 |
| | 9,998.74 | 9,998.74 | 9,998.74 | 9,998.74 | 9,998.74 |
| | 54,829.76 | 54,829.76 | 54,829.76 | 69,021.53 | 69,021.53 |
| | 284.49 | 284.49 | 284.49 | 284.49 | 284.49 |
| | - | - | - | - | - |
| | 1,018,899.48 | 1,018,899.48 | 1,018,899.48 | 1,018,899.48 | 1,018,899.48 |
| | 176,678.50 | 176,678.50 | 176,678.50 | 176,678.50 | 176,678.50 |
| | 3,700.02 | 3,700.02 | 3,700.02 | 3,700.02 | 3,700.02 |
| | 117,207.78 | 117,207.78 | 117,207.78 | 117,207.78 | 117,207.78 |
| | 67,128.44 | 67,128.44 | 67,128.44 | 67,128.44 | 67,128.44 |
| | 84,635.47 | 84,635.47 | 84,859.43 | 84,859.43 | 84,664.17 |
| | 62,016.95 | 61,821.51 | 61,821.51 | 61,821.51 | 61,725.85 |
| | 90,328.27 | 90,328.27 | 90,328.27 | 90,328.27 | 90,328.27 |
| | 184.00 | 184.00 | 184.00 | 184.00 | 184.00 |
| | 14,550.00 | 14,550.00 | 14,550.00 | 14,550.00 | 14,550.00 |
| | 1,495.00 | 1,495.00 | 1,495.00 | 1,495.00 | 1,495.00 |
| | 2,795,885.53 | 2,795,690.09 | 2,795,914.05 | 2,810,105.82 | 2,809,814.90 |

| | | | | |
|---------------------|---------------------|---------------------|---------------------|---------------------|
| 9,687.95 | 9,687.95 | 9,687.95 | 9,687.95 | 9,687.95 |
| 31,159.42 | 31,159.42 | 31,159.42 | 31,159.42 | 31,159.42 |
| 30,662.09 | 30,662.09 | 30,662.09 | 30,662.09 | 30,662.09 |
| 24,555.64 | 24,555.64 | 24,555.64 | 24,555.64 | 24,555.64 |
| 19,744.54 | 19,744.54 | 19,744.54 | 19,744.54 | 19,744.54 |
| 115,809.64 | 115,809.64 | 115,809.64 | 115,809.64 | 115,809.64 |
| 75,550.65 | 75,550.65 | 75,550.65 | 75,550.65 | 75,550.65 |
| 75,550.65 | 75,550.65 | 75,550.65 | 75,550.65 | 75,550.65 |
| 4,671,593.42 | 4,669,842.98 | 4,670,066.94 | 4,684,258.71 | 4,683,967.79 |
| (2,071,532.11) | (2,079,007.36) | (2,087,363.54) | (2,095,714.85) | (2,103,730.35) |
| 242,724.66 | 242,724.66 | 242,749.55 | 244,326.41 | 244,326.41 |
| 194,431.10 | 195,307.75 | 195,307.75 | 195,307.75 | 195,549.81 |
| 1,634,376.35 | 1,640,974.95 | 1,649,306.24 | 1,656,080.69 | 1,663,854.13 |
| 3,037,217.07 | 3,028,868.03 | 3,020,760.70 | 3,028,178.02 | 3,020,113.66 |
| 11,681.16 | 12,586.54 | 14,240.91 | 14,240.91 | - |
| 3,048,898.23 | 3,041,454.57 | 3,035,001.61 | 3,042,418.93 | 3,020,113.66 |
| - | - | - | - | - |
| - | - | - | - | - |
| 54,396.26 | 35,414.91 | 68,613.25 | 66,665.29 | 47,402.04 |
| 1,174.00 | 1,174.00 | 1,174.00 | 1,174.00 | - |
| (500.00) | (500.00) | (500.00) | (500.00) | (500.00) |
| 86,570.00 | 80,264.00 | 78,253.00 | 78,156.00 | 74,943.00 |
| - | - | - | - | - |
| - | - | - | - | - |
| - | - | - | - | - |
| - | - | - | - | - |
| 2,244.72 | 2,479.07 | 1,687.13 | 886.86 | 83.34 |
| 4,813.00 | - | - | - | - |
| 250.00 | 225.00 | 200.00 | 1,932.34 | 1,650.00 |
| 13,902.84 | - | - | 37,735.00 | 22,641.00 |
| 21,210.56 | 2,704.07 | 1,887.13 | 40,554.20 | 24,374.34 |

| | | | | |
|-----------------------|-----------------------|-----------------------|-----------------------|-----------------------|
| 162,850.82 | 119,056.98 | 149,427.38 | 186,049.49 | 146,219.38 |
| 1,162,721.95 | 1,159,773.98 | 1,156,826.01 | 1,153,878.04 | 1,150,930.08 |
| - | - | - | - | - |
| - | - | - | - | - |
| - | - | - | - | - |
| - | - | - | - | - |
| 3,102.67 | 2,845.35 | 2,588.04 | 2,330.72 | 2,073.40 |
| - | - | - | - | 3,228.10 |
| - | - | - | - | 10,681.31 |
| - | - | - | - | - |
| - | - | - | - | - |
| - | - | - | - | - |
| - | - | - | - | - |
| - | - | - | - | - |
| - | - | - | 6,226.83 | 14,822.10 |
| - | - | - | - | - |
| 3,668.50 | 3,668.50 | 3,668.50 | 3,668.50 | 3,668.50 |
| - | - | - | - | - |
| - | - | - | - | - |
| (3,668.50) | (3,668.50) | (3,668.50) | (3,668.50) | (3,668.50) |
| 1,165,824.62 | 1,162,619.33 | 1,159,414.05 | 1,162,435.59 | 1,181,734.99 |
| - | - | - | - | - |
| 20,706.51 | 20,644.18 | 20,581.85 | 20,519.52 | 20,457.19 |
| 1,186,531.13 | 1,183,263.51 | 1,179,995.90 | 1,182,955.11 | 1,202,192.18 |
| 4,398,280.18 | 4,343,775.06 | 4,364,424.89 | 4,411,423.53 | 4,368,525.22 |
| (100.00) | (100.00) | (100.00) | (100.00) | (100.00) |
| (1,766,565.84) | (1,766,565.84) | (1,766,565.84) | (1,766,565.84) | (1,766,565.84) |
| 131,389.10 | 131,389.10 | 131,389.10 | 131,389.10 | 131,389.10 |
| (7,121.77) | (3,862.85) | (10,062.06) | (9,469.83) | (19,246.56) |
| (1,642,398.51) | (1,639,139.59) | (1,645,338.80) | (1,644,746.57) | (1,654,523.30) |
| (119,846.69) | (119,621.69) | (119,396.69) | (119,179.69) | (118,943.69) |
| (37,903.21) | (37,784.02) | (37,664.83) | (37,545.64) | (37,426.45) |
| (157,749.90) | (157,405.71) | (157,061.52) | (156,725.33) | (156,370.14) |

| | | | | |
|-----------------------|-----------------------|-----------------------|-----------------------|-----------------------|
| (2,633.00) | (2,643.00) | (2,652.00) | (2,652.00) | (2,671.00) |
| (1,430.28) | (1,430.28) | (1,430.28) | (1,430.28) | (1,430.28) |
| (4,063.28) | (4,073.28) | (4,082.28) | (4,082.28) | (4,101.28) |
| (7,812.88) | (2,542.09) | (3,609.41) | (6,889.64) | (13,666.59) |
| - | - | - | - | - |
| (3,208.66) | - | (15,507.16) | (24,658.49) | - |
| - | - | - | - | - |
| - | - | - | - | - |
| (659.99) | (594.85) | (1,534.40) | (895.22) | (2,939.94) |
| - | - | - | - | - |
| (11,681.53) | (3,136.94) | (20,650.97) | (32,443.35) | (16,606.53) |
| - | - | - | - | - |
| - | - | - | - | - |
| - | - | - | - | - |
| (8,128.99) | (9,728.99) | (9,728.99) | (15,768.32) | - |
| (258,164.50) | (164,211.97) | (180,320.97) | (209,588.84) | - |
| (12,954.74) | (12,954.74) | (12,954.74) | (12,954.74) | (12,954.74) |
| 521.73 | 519.98 | 518.06 | 515.51 | - |
| - | - | - | - | - |
| - | - | - | - | - |
| (1,105,294.27) | (1,103,112.66) | (1,100,925.24) | (1,098,731.99) | (1,096,532.89) |
| (25,731.08) | (25,799.70) | (25,868.50) | (25,937.48) | (26,006.64) |
| 174,444.46 | 120,432.65 | 135,237.78 | 130,373.21 | (156,390.93) |
| (1,251,052.20) | (1,202,065.65) | (1,218,775.85) | (1,268,618.28) | (1,312,593.01) |
| (510,342.07) | (510,342.07) | (510,342.07) | (510,342.07) | (415,962.96) |
| (201,217.00) | (201,217.00) | (201,217.00) | (201,217.00) | (201,217.00) |
| (711,559.07) | (711,559.07) | (711,559.07) | (711,559.07) | (617,179.96) |
| (750,286.50) | (750,286.50) | (750,286.50) | (750,286.50) | (750,286.50) |
| (398,349.91) | (398,349.91) | (398,349.91) | (398,349.91) | (398,349.91) |
| (1,148,636.41) | (1,148,636.41) | (1,148,636.41) | (1,148,636.41) | (1,148,636.41) |
| 513,115.91 | 515,031.37 | 516,946.76 | 518,862.13 | 520,777.60 |
| 513,115.91 | 515,031.37 | 516,946.76 | 518,862.13 | 520,777.60 |
| (1,347,079.57) | (1,345,164.11) | (1,343,248.72) | (1,341,333.35) | (1,245,038.77) |
| (4,398,280.18) | (4,343,775.06) | (4,364,424.89) | (4,411,423.53) | (4,368,525.22) |

- - - - -

8/31/18

| | | <u>Dec-18</u> | <u>Jan-19</u> |
|---|--------------------------------|---------------------|---------------------|
| Assets | | | |
| <u>Land</u> | | | |
| 303100 | LAND | 44,180.00 | 44,180.00 |
| 303300 | EASEMENTS - PITTSFIELD | 16,153.19 | 16,153.19 |
| | | 60,333.19 | 60,333.19 |
| <u>Structures</u> | | | |
| 304100 | SOURCE OF SUPPLY STRUCTURES | 71,250.05 | 71,250.05 |
| 304700 | GENERAL & MISC STRUCTURES | 1,080.00 | 1,080.00 |
| 304800 | WATER TREATMENT STRUCTURES | 935,239.12 | 935,239.12 |
| 305000 | RESERVOIRS & DAMS | 137,331.46 | 137,331.46 |
| 306000 | LAKE, RIVER & OTHER INTAKE-PAC | 38,270.60 | 38,270.60 |
| | | - | - |
| 309000 | SUPPLY MAINS: PITTSFIELD | 309,352.72 | 309,352.72 |
| | | 1,492,523.95 | 1,492,523.95 |
| <u>Equipment</u> | | | |
| 310000 | POWER GENERATED EQUIP: PAC | 55,407.06 | 55,407.06 |
| 311200 | ELECTRIC PUMPING EQUIPMENT | 1,651.09 | 1,651.09 |
| 311210 | PUMPING EQUIP: PUMPS - PAC | 14,105.04 | 14,105.04 |
| | | - | - |
| 320000 | PURIFICATION SYSTEM EQUIPMENT | - | - |
| 320200 | WATER TREATMENT EQUIPMENT: PAC | 17,042.89 | 17,042.89 |
| 320310 | WTP EQUIPMENT: MEDIA - PAC | 41,963.48 | 41,963.48 |
| | | 130,169.56 | 130,169.56 |
| <u>Transmission & Distribution</u> | | | |
| 331000 | PAVEMENTS - GENERAL | 5,000.00 | 5,000.00 |
| 331001 | PAVEMENTS - TRANS MAINS | 2,003.77 | 2,003.77 |
| 331002 | PAVEMENTS - DIST MAINS | 124,788.30 | 124,788.30 |
| 331003 | PAVEMENTS - GATE VALVES | 2,833.21 | 2,833.21 |
| 331100 | MAINS: 6" & LARGER | 641,868.45 | 641,868.45 |
| 331150 | DEVEL INSTAL MAINS-6" & LARGER | 316,734.00 | 316,734.00 |
| 331200 | MAINS: 4" & UNDER | 216.00 | 216.00 |
| 331250 | GATES: 4" & UNDER | 9,998.74 | 9,998.74 |
| 331251 | GATES: 6" & LARGER | 54,829.76 | 54,829.76 |
| 331252 | GATES: UNKNOWN SIZE | 284.49 | 284.49 |
| 331300 | DEVEL INSTAL MAINS: 4" & UNDER | - | - |
| 331400 | MAINS: UNKNOWN SIZE | 1,018,899.48 | 1,018,899.48 |
| 331401 | DEVEL INSTAL MAINS:UNKNOWN SZ | 176,678.50 | 176,678.50 |
| 333004 | PAVING - SERVICES | 3,700.02 | 3,700.02 |
| 333100 | NEW SERVICES | 112,957.63 | 112,957.63 |
| 333200 | RENEWED SERVICES | 62,052.18 | 62,052.18 |
| 334000 | METERING EQUIPMENT | 84,925.75 | 85,000.34 |
| 334100 | RADIOS FOR METERING | 61,709.75 | 61,709.75 |
| 335000 | FIRE PROT EQUIP: HYDRANTS | 90,328.27 | 90,328.27 |
| 335005 | HYDRANTS - PAVING | 184.00 | 184.00 |
| 335100 | HYDRANTS: CIAC | 14,550.00 | 14,550.00 |
| 339000 | OTHER PLANT & MISC EQUIP: PAC | 1,495.00 | 1,495.00 |
| | | 2,786,037.30 | 2,786,111.89 |

| | | | |
|---|--------------------------------|---------------------|---------------------|
| <u>Miscellaneous Equipment</u> | | | |
| 343000 | SHOP EQUIPMENT | 9,687.95 | 9,687.95 |
| 344000 | LABORATORY EQUIPMENT | 33,352.88 | 33,352.88 |
| 346000 | COMMUNICATION EQUIPMENT - PAC | 25,202.85 | 25,202.85 |
| 347110 | COMPUTER EQUIPMENT | 24,555.64 | 24,555.64 |
| 348000 | MISCELLANEOUS GENERAL EQUIP | 16,974.54 | 16,974.54 |
| | | 109,773.86 | 109,773.86 |
| <u>Intangible Plant</u> | | | |
| 301000 | ORGANIZATION EXPENSE | 75,550.65 | 75,550.65 |
| | | 75,550.65 | 75,550.65 |
| <u>Total Plant in Service</u> | | 4,654,388.51 | 4,654,463.10 |
| <u>Accumulated Depreciation</u> | | | |
| 108000 | ACCUMULATED DEPRECIATION: PAC | (1,906,047.48) | (1,914,515.50) |
| 108001 | ACCUM DEPREC: COST OF REM -PAC | 241,875.23 | 241,883.52 |
| 108002 | ACCUM DEPRECIATION: LOSS -PAC | 191,954.99 | 191,954.99 |
| | | 1,472,217.26 | 1,480,676.99 |
| <u>Net Plant in Service</u> | | 3,182,171.25 | 3,173,786.11 |
| <u>Construction Work in Progress</u> | | | |
| 105222 | CWIP: CONTRACTOR CLEARING -PAC | 6,707.50 | 6,707.50 |
| Total Plant | | 3,188,878.75 | 3,180,493.61 |
| Current Assets | | | |
| <u>Cash</u> | | | |
| 131110 | PETTY CASH: PITTSFIELD/NC | - | - |
| 131120 | CASH: BANK OF AMERICA OPERATNG | - | - |
| 141000 | A/R: BILLED WATER REVENUE | 39,644.09 | 18,219.46 |
| 141400 | A/R: MISCELLANEOUS | 1,939.36 | 1,939.36 |
| 143901 | ALLOWANCE FOR DOUBTFUL ACCTS | (475.29) | (500.00) |
| 173150 | A/R: UNBILLED WATER REVENUE | 79,549.00 | 73,321.00 |
| 173152 | A/R UNBILLED REV: RECOUPMENT | - | - |
| 173154 | AR: UNBILLED REV RECOUP 2009 | - | - |
| <u>Inventory & Supplies</u> | | | |
| 151100 | INVENTORY: PIPES & FITTINGS | - | - |
| 151101 | INVENTORY: METERS - PAC | - | - |
| 151700 | INVENTORY: PAC | - | - |
| | | - | - |
| <u>Prepaid Expenses & Other</u> | | | |
| 162100 | PREPAID INSURANCE | 83.33 | 83.33 |
| 162300 | PREPAID PROPERTY TAXES-PAC | - | - |
| 162700 | PREPAID EXPENSES | 150.00 | 672.33 |
| 163310 | PREPAID PROPERTY TAXES | 42,523.99 | 28,349.32 |
| | | 42,757.32 | 29,104.98 |

| | | | |
|--------|--|-----------------------|-----------------------|
| | Total Current Assets | 163,414.48 | 122,084.80 |
| | Other Assets | | |
| | <u>Other Deferred Charges</u> | | |
| 186100 | ACQUISITION PREMIUM - MARA | 1,220,574.84 | 1,217,774.67 |
| 186240 | SARBANES-OXLEY | - | - |
| 186245 | TILTON HILL ROAD MAIN BREAK | - | - |
| 186255 | MAIN BREAK - OCTOBER 2003 | - | - |
| 186260 | SOUTH MAIN LEAK RESEARCH | - | - |
| 186265 | ABATEMENT | 8,971.34 | 8,971.34 |
| 186300 | GRANT APPLICATION - 2008 | - | - |
| 186350 | LOUDON RD MAIN BREAK | - | - |
| 186360 | FAIRVIEW ROAD MAIN BREAK | - | - |
| 186380 | RATE CASE EXPENSE: 2007 | - | - |
| 186385 | 2010 DEFERRED RATE CASE EXP | - | - |
| 186390 | RATE CASE EXPENSE: 2012 | - | - |
| 186450 | CONCORD HILL ROAD SERVICE REPR | - | - |
| 186650 | EMINENT DOMAIN | 3,668.50 | 3,668.50 |
| 186675 | WEB SITE UPGRADE 2006 | - | - |
| 186680 | WEB-SITE UPGRADE 2011 | - | - |
| 186285 | BERRY POND BATHYMETRIC SURVEY | 8,247.53 | 7,990.23 |
| 186698 | BERRY POND BATHYMETRIC SURVEY | - | - |
| 186998 | EMINENT DOMAIN ALLOWANCE | (3,668.50) | (3,668.50) |
| | | 1,237,793.71 | 1,234,736.24 |
| 188100 | ACQUISITION PREMIUM - MARA | - | - |
| 181000 | UNAMORTIZED DEBT EXPENSE | 21,953.11 | 21,890.78 |
| | Total Other Assets | 1,259,746.82 | 1,256,627.02 |
| | Total Assets | 4,612,040.05 | 4,559,205.43 |
| | Equity and Liabilities | | |
| | Shareholder's Equity | | |
| 201100 | COMMON STOCK | (100.00) | (100.00) |
| 211000 | ADDITIONAL PAID IN CAPITAL | (1,935,317.84) | (1,935,317.84) |
| 215500 | RETAINED EARNINGS BEG - PAC | 23,553.03 | 137,453.78 |
| | Net Profit or Loss | 113,900.75 | 2,731.21 |
| | Total Equity | (1,797,964.06) | (1,795,232.85) |
| 221002 | LTD:SRF CATAMOUNT ROAD | (124,170.69) | (123,961.69) |
| 221052 | LTD:FORGIVABLE DEBT - SRF CATAMOUNT ROAD | (40,287.01) | (40,167.82) |
| | Long Term Debt | (164,457.70) | (164,129.51) |
| | Current Liabilities | | |

| | | | |
|--------|--|-----------------------|-----------------------|
| 221102 | CURRENT PORTION LTD: CATAMOUNT RD | (2,443.00) | (2,453.00) |
| 221152 | | (1,430.28) | (1,430.28) |
| | Current Portion of Long Term Debt | (3,873.28) | (3,883.28) |
| 231000 | ACCOUNTS PAYABLE | (1,955.60) | (2,623.88) |
| 184100 | CLEARING ACCOUNT | - | - |
| 236115 | LOCAL PROPERTY TAXES PAYABLE | - | (1,653.42) |
| 236119 | ACCRUED TAXES | (2,257.91) | (2,257.91) |
| 237110 | ACCRUED INTEREST PAYABLE | - | - |
| 241300 | MISC CURRENT ACCRUED LIABILITY | (316.97) | (1,355.89) |
| 241350 | ACCRUED LIABILITY - RETAINAGE | - | - |
| | | (4,530.48) | (7,891.10) |
| 235250 | HARDSHIP CASES: CREDITS | - | - |
| 233400 | INTERCO PAY/REC: PAC/TSC | - | - |
| 233500 | INTERCO PAY/REC: PAC/PWS | - | - |
| 233800 | AP INTERCO PAY/REC:PEU/PAC | - | (334.55) |
| 233600 | INTERCO PAY/REC: PAC/PWW | - | (25,931.34) |
| 233650 | INTERCO LOAN PWW/PAC: RSF | (12,954.74) | (12,954.74) |
| 233700 | INTERCO PAY/REC: PAC/PEU | - | (0.42) |
| 223202 | INTERCO ADV-PCP PROM NOTE 5/18 | - | - |
| 223800 | INTERCO LOAN PAC - INTERGRATED | - | - |
| 223205 | NOTE PAYABLE - PCP 2018 1.1M LOAN | (1,147,728.22) | (1,145,659.78) |
| 223215 | ST NOTE PAYABLE - PCP 2018 1.1M LOAN | (24,396.45) | (24,461.50) |
| 233300 | INTERCO PAY/REC: PAC/PCP | (72,615.09) | 2,878.21 |
| | Total Current Liabilities | (1,266,098.26) | (1,218,238.50) |
| | <u>Other Deferred Credits</u> | | |
| 282200 | DEFERRED INCOME TAXES | (508,474.08) | (508,474.08) |
| 283100 | ACCUM DEFERRED INC TAX - REG LIAB | (201,217.00) | (201,217.00) |
| | | (709,691.08) | (709,691.08) |
| 271200 | CONTRIBUTIONS IN AID OF CONST | (750,286.50) | (750,286.50) |
| 271201 | CIAC-WATER FILTRATION GRANT | (398,349.91) | (398,349.91) |
| | | (1,148,636.41) | (1,148,636.41) |
| | <u>Reserve for Amort of CIAC: All</u> | | |
| 272101 | RESERVE FOR AMORT OF CIAC:PAC | 474,807.46 | 476,722.92 |
| | | 474,807.46 | 476,722.92 |
| | Total Deferred Credits | (1,383,520.03) | (1,381,604.57) |
| | Total Equity & Liabilities | (4,612,040.05) | (4,559,205.43) |
| | | - | - |

| | 2 | 3 | 4 | 5 | 6 | For 7 |
|--|---------------------|---------------------|---------------------|---------------------|---------------------|---------------------|
| | Feb-19 | Mar-19 | Apr-19 | May-19 | Jun-19 | Jul-19 |
| | 44,180.00 | 44,180.00 | 44,180.00 | 44,180.00 | 44,180.00 | 44,180.00 |
| | 16,153.19 | 16,153.19 | 16,153.19 | 16,153.19 | 16,153.19 | 16,153.19 |
| | 60,333.19 | 60,333.19 | 60,333.19 | 60,333.19 | 60,333.19 | 60,333.19 |
| | 71,250.05 | 71,250.05 | 71,250.05 | 71,250.05 | 71,250.05 | 71,250.05 |
| | 1,080.00 | 1,080.00 | 1,080.00 | 1,080.00 | 1,080.00 | 1,080.00 |
| | 935,239.12 | 935,239.12 | 935,239.12 | 935,239.12 | 935,239.12 | 935,239.12 |
| | 137,331.46 | 137,331.46 | 137,331.46 | 137,331.46 | 137,331.46 | 137,331.46 |
| | 38,270.60 | 38,270.60 | 38,270.60 | 38,270.60 | 38,270.60 | 38,270.60 |
| | 309,352.72 | 309,352.72 | 309,352.72 | 309,352.72 | 309,352.72 | 309,352.72 |
| | 1,492,523.95 | 1,492,523.95 | 1,492,523.95 | 1,492,523.95 | 1,492,523.95 | 1,492,523.95 |
| | 55,407.06 | 55,407.06 | 55,407.06 | 55,407.06 | 55,407.06 | 55,407.06 |
| | 1,651.09 | 1,651.09 | 1,651.09 | 1,651.09 | 1,651.09 | 1,651.09 |
| | 14,105.04 | 14,105.04 | 14,105.04 | 14,105.04 | 14,105.04 | 15,425.94 |
| | - | - | - | - | - | - |
| | 17,042.89 | 17,042.89 | 17,042.89 | 17,042.89 | 17,042.89 | 17,042.89 |
| | 41,963.48 | 41,963.48 | 41,963.48 | 41,963.48 | 41,963.48 | 41,963.48 |
| | 130,169.56 | 130,169.56 | 130,169.56 | 130,169.56 | 130,169.56 | 131,490.46 |
| | 5,000.00 | 5,000.00 | 5,000.00 | 5,000.00 | 5,000.00 | 5,000.00 |
| | 2,003.77 | 2,003.77 | 2,003.77 | 2,003.77 | 2,003.77 | 2,003.77 |
| | 124,788.30 | 124,788.30 | 124,788.30 | 124,788.30 | 124,788.30 | 124,788.30 |
| | 2,833.21 | 2,833.21 | 2,833.21 | 2,833.21 | 2,833.21 | 2,833.21 |
| | 641,868.45 | 641,868.45 | 641,868.45 | 641,868.45 | 641,868.45 | 641,868.45 |
| | 316,734.00 | 316,734.00 | 316,734.00 | 316,734.00 | 316,734.00 | 316,734.00 |
| | 216.00 | 216.00 | 216.00 | 216.00 | 216.00 | 216.00 |
| | 9,998.74 | 9,998.74 | 9,998.74 | 9,998.74 | 9,998.74 | 9,998.74 |
| | 54,829.76 | 54,829.76 | 54,829.76 | 54,829.76 | 54,829.76 | 54,829.76 |
| | 284.49 | 284.49 | 284.49 | 284.49 | 284.49 | 284.49 |
| | - | - | - | - | - | - |
| | 1,018,899.48 | 1,018,899.48 | 1,018,899.48 | 1,018,899.48 | 1,018,899.48 | 1,018,899.48 |
| | 176,678.50 | 176,678.50 | 176,678.50 | 176,678.50 | 176,678.50 | 176,678.50 |
| | 3,700.02 | 3,700.02 | 3,700.02 | 3,700.02 | 3,700.02 | 3,700.02 |
| | 112,957.63 | 112,957.63 | 112,957.63 | 112,957.63 | 112,957.63 | 112,957.63 |
| | 62,052.18 | 67,128.44 | 67,128.44 | 67,128.44 | 67,128.44 | 67,128.44 |
| | 85,000.34 | 84,805.08 | 84,805.08 | 84,805.08 | 84,103.92 | 84,178.51 |
| | 61,709.75 | 61,614.75 | 61,614.75 | 61,708.57 | 61,613.56 | 61,710.44 |
| | 90,328.27 | 90,328.27 | 90,328.27 | 90,328.27 | 90,328.27 | 90,328.27 |
| | 184.00 | 184.00 | 184.00 | 184.00 | 184.00 | 184.00 |
| | 14,550.00 | 14,550.00 | 14,550.00 | 14,550.00 | 14,550.00 | 14,550.00 |
| | 1,495.00 | 1,495.00 | 1,495.00 | 1,495.00 | 1,495.00 | 1,495.00 |
| | 2,786,111.89 | 2,790,897.89 | 2,790,897.89 | 2,790,991.71 | 2,790,195.54 | 2,790,367.01 |

| | | | | | |
|---------------------|---------------------|---------------------|---------------------|---------------------|---------------------|
| 9,687.95 | 9,687.95 | 9,687.95 | 9,687.95 | 9,687.95 | 9,687.95 |
| 33,352.88 | 33,352.88 | 33,352.88 | 33,352.88 | 33,352.88 | 33,352.88 |
| 25,202.85 | 25,202.85 | 25,202.85 | 25,202.85 | 25,202.85 | 25,202.85 |
| 24,555.64 | 24,555.64 | 24,555.64 | 24,555.64 | 24,555.64 | 24,555.64 |
| 16,974.54 | 16,974.54 | 16,974.54 | 16,974.54 | 16,974.54 | 16,974.54 |
| 109,773.86 | 109,773.86 | 109,773.86 | 109,773.86 | 109,773.86 | 109,773.86 |
| 75,550.65 | 75,550.65 | 75,550.65 | 75,550.65 | 75,550.65 | 75,550.65 |
| 75,550.65 | 75,550.65 | 75,550.65 | 75,550.65 | 75,550.65 | 75,550.65 |
| 4,654,463.10 | 4,659,249.10 | 4,659,249.10 | 4,659,342.92 | 4,658,546.75 | 4,660,039.12 |
| (1,922,983.21) | (1,931,287.55) | (1,939,761.15) | (1,948,235.21) | (1,956,137.48) | (1,964,603.82) |
| 241,883.52 | 242,447.55 | 242,447.55 | 242,447.55 | 242,447.55 | 242,455.84 |
| 191,954.99 | 192,074.98 | 192,074.98 | 192,074.98 | 192,305.42 | 192,305.42 |
| 1,489,144.70 | 1,496,765.02 | 1,505,238.62 | 1,513,712.68 | 1,521,384.51 | 1,529,842.56 |
| 3,165,318.40 | 3,162,484.08 | 3,154,010.48 | 3,145,630.24 | 3,137,162.24 | 3,130,196.56 |
| 6,707.50 | 6,707.50 | 6,707.50 | 6,707.50 | 6,707.50 | 12,031.67 |
| 3,172,025.90 | 3,169,191.58 | 3,160,717.98 | 3,152,337.74 | 3,143,869.74 | 3,142,228.23 |
| - | - | - | - | - | - |
| - | - | - | - | - | - |
| 46,627.37 | 40,333.50 | 39,862.86 | 17,248.64 | 46,525.06 | 25,662.40 |
| 1,939.36 | 909.36 | - | - | - | - |
| (500.00) | (500.00) | (500.00) | (500.00) | (500.00) | (500.00) |
| 67,899.00 | 71,096.00 | 78,080.00 | 77,386.00 | 73,158.00 | 75,852.00 |
| - | - | - | - | - | - |
| - | - | - | - | - | - |
| - | - | - | - | - | - |
| - | - | - | - | - | - |
| 410.82 | 1,888.36 | 2,014.38 | 2,140.40 | 2,266.42 | 2,392.44 |
| - | - | - | - | - | - |
| 373.66 | 74.99 | 597.31 | 298.63 | 300.00 | 275.00 |
| 14,174.65 | - | - | 56,608.66 | 42,451.99 | 28,295.32 |
| 14,959.13 | 1,963.35 | 2,611.69 | 59,047.69 | 45,018.41 | 30,962.76 |

| | | | | | |
|-----------------------|-----------------------|-----------------------|-----------------------|-----------------------|-----------------------|
| 130,924.86 | 113,802.21 | 120,054.55 | 153,182.33 | 164,201.47 | 131,977.16 |
| 1,214,906.58 | 1,212,038.51 | 1,209,170.44 | 1,206,302.36 | 1,203,434.28 | 1,200,566.20 |
| - | - | - | - | - | - |
| - | - | - | - | - | - |
| - | - | - | - | - | - |
| - | - | - | - | - | - |
| 8,971.34 | 8,971.34 | 8,971.34 | 8,971.34 | 8,971.34 | - |
| - | - | - | - | - | - |
| - | - | - | - | - | - |
| - | - | - | - | - | - |
| - | - | - | - | - | - |
| - | - | - | - | - | - |
| - | - | - | - | - | - |
| 3,668.50 | 3,668.50 | 3,668.50 | 3,668.50 | 3,668.50 | 3,668.50 |
| - | - | - | - | - | - |
| - | - | - | - | - | - |
| 7,732.92 | 7,475.61 | 7,218.30 | 6,962.31 | 6,704.99 | 6,447.69 |
| - | - | - | - | - | - |
| (3,668.50) | (3,668.50) | (3,668.50) | (3,668.50) | (3,668.50) | (3,668.50) |
| 1,231,610.84 | 1,228,485.46 | 1,225,360.08 | 1,222,236.01 | 1,219,110.61 | 1,207,013.89 |
| - | - | - | - | - | - |
| 21,828.45 | 21,766.12 | 21,703.79 | 21,641.46 | 21,579.13 | 21,516.80 |
| 1,253,439.29 | 1,250,251.58 | 1,247,063.87 | 1,243,877.47 | 1,240,689.74 | 1,228,530.69 |
| 4,556,390.05 | 4,533,245.37 | 4,527,836.40 | 4,549,397.54 | 4,548,760.95 | 4,502,736.08 |
| (100.00) | (100.00) | (100.00) | (100.00) | (100.00) | (100.00) |
| (1,899,595.84) | (1,899,595.84) | (1,899,595.84) | (1,899,595.84) | (1,899,595.84) | (1,899,595.84) |
| 137,453.78 | 137,453.78 | 137,453.78 | 137,453.78 | 137,453.78 | 137,453.78 |
| 934.04 | 3,169.37 | (4,487.12) | (2,198.02) | (957.80) | 7,449.64 |
| (1,761,308.02) | (1,759,072.69) | (1,766,729.18) | (1,764,440.08) | (1,763,199.86) | (1,754,792.42) |
| (123,752.69) | (123,542.69) | (123,331.69) | (123,119.69) | (122,906.69) | (122,693.69) |
| (40,048.63) | (39,929.44) | (39,810.25) | (39,691.06) | (39,571.87) | (39,452.68) |
| (163,801.32) | (163,472.13) | (163,141.94) | (162,810.75) | (162,478.56) | (162,146.37) |

| | | | | | |
|-----------------------|-----------------------|-----------------------|-----------------------|-----------------------|-----------------------|
| (2,462.00) | (2,471.00) | (2,480.00) | (2,490.00) | (2,500.00) | (2,509.00) |
| (1,430.28) | (1,430.28) | (1,430.28) | (1,430.28) | (1,430.28) | (1,430.28) |
| (3,892.28) | (3,901.28) | (3,910.28) | (3,920.28) | (3,930.28) | (3,939.28) |
| (1,096.20) | (4,799.75) | (7,541.98) | (87,688.75) | (285.91) | (1,214.20) |
| - | - | - | - | - | - |
| (3,306.84) | 0.75 | (15,827.34) | 1,653.91 | 0.49 | (1,652.93) |
| (2,257.91) | (2,257.91) | (2,257.91) | (2,257.91) | (2,257.91) | (2,257.91) |
| - | - | - | - | - | - |
| (5,374.57) | (335.06) | (352.43) | (254.53) | (6,817.29) | (5,802.96) |
| - | - | - | - | - | - |
| (12,035.52) | (7,391.97) | (25,979.66) | (88,547.28) | (9,360.62) | (10,928.00) |
| - | - | - | - | - | - |
| - | - | - | - | - | - |
| - | - | - | 63.08 | 63.24 | 63.40 |
| (334.55) | (334.55) | (334.55) | (334.55) | (334.55) | (3,099.00) |
| (48,421.51) | (92,457.95) | (114,970.52) | (141,260.86) | (168,609.48) | (199,694.20) |
| (12,954.74) | (12,954.74) | (12,954.74) | (12,954.74) | (12,954.74) | (12,954.74) |
| (1.12) | (1.96) | (2.80) | (3.64) | (1,005.74) | (1,002.58) |
| - | - | - | - | - | - |
| - | - | - | - | - | - |
| (1,143,585.80) | (1,141,506.31) | (1,139,421.27) | (1,137,330.67) | (1,135,234.49) | (1,133,132.73) |
| (24,526.75) | (24,592.15) | (24,657.73) | (24,723.48) | (24,789.41) | (24,855.51) |
| (5,839.26) | 50,214.08 | 100,124.60 | 160,808.66 | 105,101.02 | 173,857.37 |
| (1,251,591.53) | (1,232,926.83) | (1,222,106.95) | (1,248,203.76) | (1,251,055.05) | (1,215,685.27) |
| (508,474.08) | (508,474.08) | (508,474.08) | (508,474.08) | (508,474.08) | (508,474.08) |
| (201,217.00) | (201,217.00) | (201,217.00) | (201,217.00) | (201,217.00) | (201,217.00) |
| (709,691.08) | (709,691.08) | (709,691.08) | (709,691.08) | (709,691.08) | (709,691.08) |
| (750,286.50) | (750,286.50) | (750,286.50) | (750,286.50) | (750,286.50) | (750,286.50) |
| (398,349.91) | (398,349.91) | (398,349.91) | (398,349.91) | (398,349.91) | (398,349.91) |
| (1,148,636.41) | (1,148,636.41) | (1,148,636.41) | (1,148,636.41) | (1,148,636.41) | (1,148,636.41) |
| 478,638.31 | 480,553.77 | 482,469.16 | 484,384.54 | 486,300.01 | 488,215.47 |
| 478,638.31 | 480,553.77 | 482,469.16 | 484,384.54 | 486,300.01 | 488,215.47 |
| (1,379,689.18) | (1,377,773.72) | (1,375,858.33) | (1,373,942.95) | (1,372,027.48) | (1,370,112.02) |
| (4,556,390.05) | (4,533,245.37) | (4,527,836.40) | (4,549,397.54) | (4,548,760.95) | (4,502,736.08) |
| - | - | - | - | - | - |

Pittsfield Aqueduct Company
 Balance Sheet
 the Year Ended December 31, 2019

| | 8 | 9 | 10 | 11 | 12 |
|--|---------------------|---------------------|---------------------|---------------------|---------------------|
| | Aug-19 | Sep-19 | Oct-19 | Nov-19 | Dec-19 |
| | 44,180.00 | 44,180.00 | 44,180.00 | 44,180.00 | 44,180.00 |
| | 16,153.19 | 16,153.19 | 16,153.19 | 16,153.19 | 16,153.19 |
| | 60,333.19 | 60,333.19 | 60,333.19 | 60,333.19 | 60,333.19 |
| | 71,250.05 | 71,250.05 | 71,250.05 | 71,250.05 | 71,250.05 |
| | 1,080.00 | 1,080.00 | 1,080.00 | 1,080.00 | 1,080.00 |
| | 935,239.12 | 935,239.12 | 935,239.12 | 935,239.12 | 935,239.12 |
| | 137,331.46 | 137,331.46 | 137,331.46 | 137,331.46 | 137,331.46 |
| | 38,270.60 | 38,270.60 | 38,270.60 | 38,270.60 | 38,270.60 |
| | 309,352.72 | 309,352.72 | 309,352.72 | 309,352.72 | 309,352.72 |
| | 1,492,523.95 | 1,492,523.95 | 1,492,523.95 | 1,492,523.95 | 1,492,523.95 |
| | 55,407.06 | 55,407.06 | 55,407.06 | 55,407.06 | 55,407.06 |
| | 1,651.09 | 1,651.09 | 1,651.09 | 1,651.09 | 1,651.09 |
| | 15,425.94 | 15,425.94 | 15,425.94 | 15,425.94 | 15,425.94 |
| | - | - | - | - | - |
| | 17,042.89 | 17,042.89 | 17,042.89 | 17,042.89 | 17,042.89 |
| | 41,963.48 | 41,963.48 | 41,963.48 | 41,963.48 | 41,963.48 |
| | 131,490.46 | 131,490.46 | 131,490.46 | 131,490.46 | 131,490.46 |
| | 5,000.00 | 5,000.00 | 5,000.00 | 5,000.00 | 5,000.00 |
| | 2,003.77 | 2,003.77 | 2,003.77 | 2,003.77 | 2,003.77 |
| | 124,788.30 | 124,788.30 | 124,788.30 | 124,788.30 | 124,788.30 |
| | 2,833.21 | 2,833.21 | 2,833.21 | 2,833.21 | 2,833.21 |
| | 641,868.45 | 641,868.45 | 642,373.35 | 642,373.35 | 642,373.35 |
| | 316,734.00 | 316,734.00 | 316,734.00 | 316,734.00 | 316,734.00 |
| | 216.00 | 216.00 | 216.00 | 216.00 | 216.00 |
| | 9,998.74 | 9,998.74 | 9,998.74 | 9,998.74 | 9,998.74 |
| | 54,829.76 | 54,829.76 | 54,829.76 | 54,829.76 | 54,829.76 |
| | 284.49 | 284.49 | 284.49 | 284.49 | 284.49 |
| | - | - | - | - | - |
| | 1,018,899.48 | 1,018,899.48 | 1,018,899.48 | 1,018,899.48 | 1,018,899.48 |
| | 176,678.50 | 176,678.50 | 176,678.50 | 176,678.50 | 176,678.50 |
| | 3,700.02 | 3,700.02 | 3,700.02 | 3,700.02 | 3,700.02 |
| | 112,957.63 | 112,842.07 | 112,842.07 | 117,207.78 | 117,207.78 |
| | 67,128.44 | 67,128.44 | 67,128.44 | 67,128.44 | 67,128.44 |
| | 84,178.51 | 84,178.65 | 84,171.84 | 84,470.21 | 83,959.14 |
| | 61,807.32 | 61,807.32 | 61,904.20 | 62,105.00 | 61,912.24 |
| | 90,328.27 | 90,328.27 | 90,328.27 | 90,328.27 | 90,328.27 |
| | 184.00 | 184.00 | 184.00 | 184.00 | 184.00 |
| | 14,550.00 | 14,550.00 | 14,550.00 | 14,550.00 | 14,550.00 |
| | 1,495.00 | 1,495.00 | 1,495.00 | 1,495.00 | 1,495.00 |
| | 2,790,463.89 | 2,790,348.47 | 2,790,943.44 | 2,795,808.32 | 2,795,104.49 |

| | | | | |
|---------------------|---------------------|---------------------|---------------------|---------------------|
| 9,687.95 | 9,687.95 | 9,687.95 | 9,687.95 | 9,687.95 |
| 33,352.88 | 33,352.88 | 33,352.88 | 33,352.88 | 31,159.42 |
| 30,527.02 | 30,662.09 | 30,662.09 | 30,662.09 | 30,662.09 |
| 24,555.64 | 24,555.64 | 24,555.64 | 24,555.64 | 24,555.64 |
| 16,974.54 | 16,974.54 | 16,974.54 | 16,974.54 | 16,974.54 |
| 115,098.03 | 115,233.10 | 115,233.10 | 115,233.10 | 113,039.64 |
| 75,550.65 | 75,550.65 | 75,550.65 | 75,550.65 | 75,550.65 |
| 75,550.65 | 75,550.65 | 75,550.65 | 75,550.65 | 75,550.65 |
| 4,665,460.17 | 4,665,479.82 | 4,666,074.79 | 4,670,939.67 | 4,668,042.38 |
| (1,973,098.47) | (1,981,483.68) | (1,989,977.42) | (1,998,382.89) | (2,005,170.77) |
| 242,455.84 | 242,464.13 | 242,528.52 | 242,561.67 | 242,583.93 |
| 192,305.42 | 192,383.87 | 192,442.06 | 192,442.06 | 194,061.95 |
| 1,538,337.21 | 1,546,635.68 | 1,555,006.84 | 1,563,379.16 | 1,568,524.89 |
| 3,127,122.96 | 3,118,844.14 | 3,111,067.95 | 3,107,560.51 | 3,099,517.49 |
| 6,842.57 | 6,707.50 | 6,176.50 | 6,176.50 | 6,176.50 |
| 3,133,965.53 | 3,125,551.64 | 3,117,244.45 | 3,113,737.01 | 3,105,693.99 |
| - | - | - | - | - |
| - | - | - | - | - |
| 49,743.72 | 41,126.13 | 19,347.91 | 51,483.40 | 25,221.33 |
| - | - | - | - | 587.00 |
| (500.00) | (500.00) | (500.00) | (500.00) | (500.00) |
| 75,893.00 | 78,789.00 | 75,287.00 | 70,637.00 | 76,432.00 |
| - | - | - | - | - |
| - | - | - | - | - |
| - | - | - | - | - |
| - | - | - | - | - |
| 2,518.46 | 2,644.48 | 1,757.41 | 867.51 | - |
| - | - | - | - | - |
| 439.66 | 225.00 | 716.00 | 433.00 | 150.00 |
| 14,138.65 | - | - | 54,632.00 | 40,974.00 |
| 17,096.77 | 2,869.48 | 2,473.41 | 55,932.51 | 41,124.00 |

| | | | | |
|-----------------------|-----------------------|-----------------------|-----------------------|-----------------------|
| 142,233.49 | 122,284.61 | 96,608.32 | 177,552.91 | 142,864.33 |
| 1,197,698.13 | 1,194,830.04 | 1,191,961.97 | 1,189,093.90 | 1,186,225.81 |
| - | - | - | - | - |
| - | - | - | - | - |
| - | - | - | - | - |
| - | - | - | - | - |
| - | - | - | - | - |
| - | - | - | - | - |
| - | - | - | - | - |
| - | - | - | - | - |
| - | - | - | - | - |
| - | - | - | - | - |
| 3,668.50 | 3,668.50 | 3,668.50 | 3,668.50 | 3,668.50 |
| - | - | - | - | - |
| - | - | - | - | - |
| 6,190.38 | 5,933.08 | 5,675.77 | 5,418.47 | 5,161.15 |
| - | - | - | - | - |
| (3,668.50) | (3,668.50) | (3,668.50) | (3,668.50) | (3,668.50) |
| 1,203,888.51 | 1,200,763.12 | 1,197,637.74 | 1,194,512.37 | 1,191,386.96 |
| - | - | - | - | - |
| 21,454.47 | 21,392.14 | 21,329.81 | 21,267.48 | 21,205.15 |
| 1,225,342.98 | 1,222,155.26 | 1,218,967.55 | 1,215,779.85 | 1,212,592.11 |
| 4,501,542.00 | 4,469,991.51 | 4,432,820.32 | 4,507,069.77 | 4,461,150.43 |
| (100.00) | (100.00) | (100.00) | (100.00) | (100.00) |
| (1,899,595.84) | (1,899,595.84) | (1,899,595.84) | (1,899,595.84) | (1,899,595.84) |
| 137,453.78 | 137,453.78 | 137,453.78 | 137,453.78 | 137,453.78 |
| (1,984.28) | (12,153.10) | (10,729.29) | (3,734.24) | (6,064.68) |
| (1,764,226.34) | (1,774,395.16) | (1,772,971.35) | (1,765,976.30) | (1,768,306.74) |
| (122,479.69) | (122,264.69) | (122,048.69) | (121,831.69) | (121,614.69) |
| (39,333.49) | (39,214.30) | (39,095.11) | (38,975.92) | (38,856.73) |
| (161,813.18) | (161,478.99) | (161,143.80) | (160,807.61) | (160,471.42) |

| | | | | |
|-----------------------|-----------------------|-----------------------|-----------------------|-----------------------|
| (2,518.00) | (2,527.00) | (2,537.00) | (2,547.00) | (2,556.00) |
| (1,430.28) | (1,430.28) | (1,430.28) | (1,430.28) | (1,430.28) |
| (3,948.28) | (3,957.28) | (3,967.28) | (3,977.28) | (3,986.28) |
| 110.11 | (894.81) | (3,610.21) | (93,007.69) | (3,262.24) |
| - | - | - | - | - |
| (3,306.35) | 0.23 | (15,311.19) | 1,653.39 | - |
| (2,257.91) | (2,257.91) | (2,257.91) | (2,257.91) | - |
| - | - | - | - | - |
| (248.51) | (205.16) | (325.16) | (523.91) | (318.68) |
| - | - | - | - | - |
| (5,702.66) | (3,357.65) | (21,504.47) | (94,136.12) | (3,580.92) |
| - | - | - | - | - |
| - | - | - | - | - |
| 63.55 | 63.70 | 63.83 | 63.95 | - |
| (4,699.00) | (4,460.05) | (6,674.00) | (12,976.99) | - |
| (226,148.02) | (249,157.47) | (275,415.72) | (311,403.84) | - |
| (12,954.74) | (12,954.74) | (12,954.74) | (12,954.74) | (12,954.74) |
| (1,013.81) | (1,026.63) | (1,070.40) | (1,090.83) | - |
| - | - | - | - | - |
| - | - | - | - | - |
| (1,131,025.36) | (1,128,912.37) | (1,126,793.74) | (1,124,669.47) | (1,122,539.53) |
| (24,921.79) | (24,988.25) | (25,054.89) | (25,121.70) | (25,188.69) |
| 203,044.26 | 260,914.56 | 339,032.03 | 368,431.58 | (1,719.17) |
| (1,207,305.85) | (1,167,836.18) | (1,134,339.38) | (1,217,835.44) | (1,169,969.33) |
| (508,474.08) | (508,474.08) | (508,474.08) | (508,474.08) | (510,342.07) |
| (201,217.00) | (201,217.00) | (201,217.00) | (201,217.00) | (201,217.00) |
| (709,691.08) | (709,691.08) | (709,691.08) | (709,691.08) | (711,559.07) |
| (750,286.50) | (750,286.50) | (750,286.50) | (750,286.50) | (750,286.50) |
| (398,349.91) | (398,349.91) | (398,349.91) | (398,349.91) | (398,349.91) |
| (1,148,636.41) | (1,148,636.41) | (1,148,636.41) | (1,148,636.41) | (1,148,636.41) |
| 490,130.86 | 492,046.31 | 493,961.70 | 495,877.07 | 497,792.54 |
| 490,130.86 | 492,046.31 | 493,961.70 | 495,877.07 | 497,792.54 |
| (1,368,196.63) | (1,366,281.18) | (1,364,365.79) | (1,362,450.42) | (1,362,402.94) |
| (4,501,542.00) | (4,469,991.51) | (4,432,820.32) | (4,507,069.77) | (4,461,150.43) |
| - | - | - | - | - |

44,180.00
16,153.19
60,333.19
-
71,250.05
1,080.00
935,239.12
137,331.46
38,270.60
-
309,352.72
1,492,523.95
-
55,407.06
1,651.09
14,714.69
-
-
17,042.89
41,963.48
130,779.21
-
5,000.00
2,003.77
124,788.30
2,833.21
641,984.97
316,734.00
216.00
9,998.74
54,829.76
284.49
-
1,018,899.48
176,678.50
3,700.02
113,593.72
65,957.00
84,506.34
61,763.65
90,328.27
184.00
14,550.00
1,495.00
2,790,329.21

-
9,687.95
33,184.15
27,292.17
24,555.64
16,974.54
111,694.45
-
75,550.65
75,550.65
-
4,661,210.66
-
-
(1,956,283.43)
242,344.80
192,333.55
1,521,605.09
-
3,139,605.57
-
-
7,004.90
-
3,146,610.47
-
-
-
-
-
-
35,465.07
562.65
-
-
(498.10)
74,875.31
-
-
-
-
-
-
-
-
-
1,466.72
-
361.97
24,780.66
26,609.35

-
137,014.27
-
-
-
1,203,429.06
-
-
-
-
4,830.72
-
-
-
-
-
-
-
3,668.50
-
-
6,704.49
-
(3,668.50)
1,214,964.27
-
-
-
21,579.13
-
1,236,543.40
-
4,520,168.15
-
-
-
-
-
(100.00)
(1,905,091.53)
-
128,692.18
-
6,605.88
-
(1,769,893.47)
-
(122,901.46)
(39,571.87)
(162,473.33)
-
-

| | |
|----------------|-----------|
| - | |
| (2,499.46) | |
| (1,430.28) | |
| (3,929.74) | |
| - | |
| (15,990.09) | |
| - | |
| (2,903.79) | |
| (2,084.22) | |
| - | |
| (1,710.09) | |
| - | |
| (22,688.19) | |
| - | |
| - | |
| - | |
| - | |
| 34.21 | |
| (2,608.95) | |
| (142,574.69) | |
| (12,954.74) | |
| (478.46) | |
| - | |
| - | |
| (1,135,195.36) | 24,396.45 |
| (24,790.64) | |
| - | |
| - | |
| - | |
| 129,556.37 | |
| - | |
| (1,215,630.18) | |
| - | |
| - | |
| - | |
| (508,617.77) | |
| (201,217.00) | |
| (709,834.77) | |
| - | |
| (750,286.50) | |
| (398,349.91) | |
| (1,148,636.41) | |
| - | |
| 486,300.01 | |
| 486,300.01 | |
| - | |
| (1,372,171.17) | |
| - | |
| (4,520,168.15) | |
| - | |
| - | |


17,853,974.60 #####

Jan-18

| | | | <u>Jan-18</u> |
|--------------------------------------|-----|------|--|
| Water Sales | | | |
| 461000 | 001 | 6100 | WATER SALES: BILLED REVENUE (46,702.40) |
| 461001 | 001 | 6100 | WATER SALES BILLED RECOUPMENT - |
| 461100 | 001 | 6100 | WATER SALES: UNBILLED REVENUE (6,833.00) |
| 461200 | 001 | 6100 | WATER SALES-UNBILLED RECOUPMNT - |
| 462000 | 001 | 6100 | FIRE PROTECTION REVENUE (17,072.56) |
| 460200 | 001 | 6100 | CBFRR REVENUES (12,213.25) |
| 460998 | 001 | 6100 | CBFRR REVENUES - CONTRA 12,213.25 |
| | | | 70,607.96 |
| Other Operating Revenue | | | |
| 471300 | 001 | 6100 | MISC OPERATING REVENUE (171.00) |
| | | | 171.00 |
| Total Revenues | | | 70,778.96 |
| Production Expenses | | | |
| 601100 | 001 | 6105 | OTHER PROD LABOR:TREAT PLANT 0 |
| 603500 | 001 | 6105 | <u>OTHER PROD MAT&EXP: SRC/SUPPLY</u> 0 |
| 610200 | 001 | 6105 | SUPERINTENDENCE: WTP-PAC - |
| 610201 | 001 | 6105 | BENEFITS: WTP-PAC - |
| 623100 | 001 | 6105 | POWER PURCHASED: TRT PLT ELEC 595.70 |
| 624100 | 001 | 6105 | OPER LABOR: TREATMENT PLANT 6,343.20 |
| 626100 | 001 | 6105 | OPER EXP T PLANT: MAT & EXP 31.31 |
| 626110 | 001 | 6105 | OPER EXP T PLANT: GAS/OIL 1,995.78 |
| 626120 | 001 | 6105 | OPER EXP T PLANT: PHONE 182.20 |
| 631100 | 001 | 6105 | MAINT STRUCT: TREATMENT PLANT 296.69 |
| 631500 | 001 | 6105 | MAINT STRUCT: SOURCE OF SUPPLY 1,419.83 |
| 633100 | 001 | 6105 | MAINT PUMP EQU: HIGH LIFT ELC - |
| 633199 | 001 | 6105 | BOOSTER STATION GENERAL MAINT - |
| 641110 | 001 | 6105 | CHLORINE: TREATMENT PLANT 644.10 |
| 641120 | 001 | 6105 | ALUM. SULFATE/FERRIC CHLORIDE - |
| 641140 | 001 | 6105 | POLYMERS - |
| 641160 | 001 | 6105 | CORROSION INHIBITOR - |
| 641213 | 001 | 6105 | SODA ASH 895.75 |
| 642200 | 001 | 6105 | LABORATORY EXPENSE - |
| 642205 | 001 | 6105 | LAB EXPENSE: OUTSIDE TESTING 511.00 |
| 652200 | 001 | 6105 | MAINT PROC EQU: TRT PLANT 28.67 |
| 652220 | 001 | 6105 | MAINT PROC EQUIP: SCADA & OTHR 114.95 |
| | | | 13,059.18 |
| Transmission & Distribution Expenses | | | |
| 660000 | 001 | 6106 | SUPERINTENDENCE: OPS-PAC - |
| 660001 | 001 | 6106 | BENEFITS: OPS-PAC - |
| 662003 | 001 | 6106 | MISC GEN EXPENSE/OPERATIONS - |
| 662004 | 001 | 6106 | MISC T&D MATERIALS & SUPPLIES - |
| 662100 | 001 | 6106 | DUTY PAY - |
| 663100 | 001 | 6106 | METER OPERATING LABOR & EXP 228.60 |
| 663101 | 001 | 6106 | MOLE: METER REMOVAL - |

| | | | | |
|--------|-----|------|---|-----------|
| 664200 | 001 | 6106 | OTHER EXPENSE ON CUST PREMISIS | - |
| 665100 | 001 | 6106 | SMALL TOOLS EXPENSE | 146.99 |
| 665250 | 001 | 6106 | TRANS/EXP: MISCELLANEOUS | - |
| 665400 | 001 | 6106 | GASOLINE | - |
| 673001 | 001 | 6106 | MAINT MAINS: REPAIRS | 100.41 |
| 673002 | 001 | 6106 | MAINT MAINS: GATE PROGRAM | - |
| 673003 | 001 | 6106 | MAINT MAINS: FLUSHING LN | - |
| 673004 | 001 | 6106 | MAINT GATES: INSPECTION: PAC | - |
| 675000 | 001 | 6106 | MAINTENANCE: SERVICES | - |
| 676000 | 001 | 6106 | MAINTENANCE: METERS | 689.67 |
| 677001 | 001 | 6106 | MAINTENANCE: HYDRANTS-REPAIRS | - |
| 677002 | 001 | 6106 | MAINTENANCE: HYDRANTS-PAINTING | - |
| 677003 | 001 | 6106 | MAINTENANCE: HYDRANTS-INSPECTN | 5,404.75 |
| 678000 | 001 | 6106 | MONITOR CONTRACTORS MARKING | - |
| | | | | 6,570.42 |
| | | | Customer Accounts & Collection Expenses | |
| 902000 | 001 | 6108 | CUSTOMER ORDS: COLLECTIONS | - |
| 903000 | 001 | 6108 | CUSTOMER ORDS: COLLECTIONS | - |
| 902001 | 001 | 6108 | METER READING | 444.75 |
| 902098 | 001 | 6108 | METER READING: TRANSFERS | - |
| 902099 | 001 | 6108 | METER READING: EXCEPTIONS | - |
| 902100 | 001 | 6108 | BILLING & ACCOUNTING | - |
| 903100 | 001 | 6108 | BILLING & ACCOUNTING | 647.17 |
| 904000 | 001 | 6108 | UNCOLLECTABLE ACCOUNTS | (868.75) |
| | | | | 223.17 |
| | | | Administrative and General Expense | |
| 921000 | 001 | 6109 | OFFICE SUPPLIES & EXPENSE | 116.81 |
| 921160 | 001 | 6109 | OFFICE SUPPLIES & EXP: PHONE | 300.28 |
| 923000 | 001 | 6109 | OUTSIDE SERVICES | - |
| 924000 | 001 | 6109 | INSURANCE EXPENSE | 815.64 |
| 928000 | 001 | 6109 | REGULATORY COMMISSION EXPENSE | 271.33 |
| 930100 | 001 | 6109 | MEETING CONVENTION/MEMBSP FEES | - |
| 930102 | 001 | 6109 | LICENSING FEES | 25.00 |
| 930200 | 001 | 6109 | PUBLIC RELATIONS | - |
| 930300 | 001 | 6109 | MEALS | - |
| 930400 | 001 | 6109 | MISCELLANEOUS GENERAL EXPENSE | - |
| 930410 | 001 | 6109 | CHARITABLE CONTRIBUTIONS | - |
| 950200 | 001 | 6109 | MAINT: OFFICE FURNT & EQUIP | - |
| 950400 | 001 | 6109 | MAINT: MISC GENERAL EQUIP | - |
| 950500 | 001 | 6109 | MAINT COMPUTER EQUIP: PAC | 235.08 |
| | | | | 1,764.14 |
| | | | Inter Div Management Fee | |
| 930500 | 001 | 6100 | MAINT COMPUTER EQUIP: PAC | 510.00 |
| 930510 | 001 | 6100 | MAINT COMPUTER EQUIP: PAC | 15,908.00 |
| 930520 | 001 | 6100 | MAINT COMPUTER EQUIP: PAC | - |
| | | | | 16,418.00 |
| | | | Total Operating Expenses | 38,034.91 |
| | | | Depreciation Expense | |
| 403000 | 001 | 6100 | DEPRECIATION EXPENSE: PAC | 8,492.61 |

| | | | | |
|--------|-----|------|--|-----------------|
| | | | | 8,492.61 |
| 405300 | 001 | 6100 | Amortization Expense: CIAC AMORTIZATION EXPENSE: CIAC | (1,915.58) |
| 407320 | 001 | 6100 | Amortization Expense AMORT EXP - DEFERRED CHARGES | 257.31 |
| 407100 | 001 | 6100 | AMORT: ACQUISITION PREMIUM | 2,740.25 |
| | | | | 2,997.56 |
| 408110 | 001 | 6100 | Taxes Other than Income Tax LOCAL PROPERTY TAXES | 13,208.16 |
| 408130 | 001 | 6100 | OTHER TAXES | - |
| | | | | 13,208.16 |
| 414000 | 001 | 6100 | GAIN FROM FORGIVENESS SRF DEBT | - |
| | | | Income Tax | |
| 409102 | 001 | 6100 | <u>PROV/FED INC TAX/CURRENT</u> | 1,396.73 |
| 409113 | 001 | 6100 | PROVS FOR NH BUS PRFTS TAX CUR | 570.50 |
| 410102 | 001 | 6100 | PROV FEDL INCOME TAX DEFERRED | - |
| 410113 | 001 | 6100 | PROV NH INCOME TAX DEFERRED | - |
| | | | | 1,967.23 |
| | | | Total Operating Deducts | 62,784.89 |
| | | | Net Operating Income | 7,994.07 |
| 421000 | 001 | 6100 | MISC NON-OPERATING INCOME(EXP) | - |
| 426000 | 001 | 6100 | MISC NONUTILITY EXPENSES | - |
| | | | Other Income | - |
| 420000 | 001 | 6100 | AFDUC-INT(DEBT) COMPONENT-PAC | - |
| 420100 | 001 | 6100 | AFUDC - EQUITY COMPONENT - PAC | - |
| 427115 | 001 | 6100 | INTERCOMPANY INTEREST | 5,200.42 |
| 427300 | 001 | 6100 | INTEREST EXP: BONDS & NOTES | 279.57 |
| 428000 | 001 | 6100 | AMORTIZATION OF DEBT EXPENSE | - |
| 419000 | 001 | 6100 | INTEREST INCOME | - |
| | | | Total Interest | 5,479.99 |
| | | | <u>Net Income Before Dividends</u> | 2514.08 |
| 438000 | 001 | 6100 | DIVIDENDS: COMMON STOCK | - |
| | | | Net Income (Or Loss) - YTD | 2,514.08 |
| | | | Net Income (Or Loss) - MTD | 2,514.08 |




**Pittsfield Aqueduct Company
Profit & Loss Statement**

For the Twelve Months Ended December 31, 2018

| | 2 | 3 | 4 | 5 | 6 | 7 |
|--|---------------|---------------|---------------|---------------|---------------|---------------|
| | Feb-18 | Mar-18 | Apr-18 | May-18 | Jun-18 | Jul-18 |
| | (46,685.91) | (54,592.19) | (44,943.01) | (45,712.57) | (51,712.79) | (47,038.80) |
| | - | - | - | - | - | - |
| | 7,276.00 | 3,417.00 | (4,563.00) | 2,111.00 | 54.00 | (7,934.00) |
| | - | - | - | - | - | - |
| | (17,072.56) | (17,072.56) | (17,072.56) | (17,072.56) | (17,072.56) | (17,072.56) |
| | (12,213.25) | (12,213.25) | (12,213.25) | (12,213.25) | (12,213.25) | (12,213.25) |
| | 12,213.25 | 12,213.25 | 12,213.25 | 12,213.25 | 12,213.25 | 12,213.25 |
| | 56,482.47 | 68,247.75 | 66,578.57 | 60,674.13 | 68,731.35 | 72,045.36 |
| | (580.00) | (226.00) | (66.00) | (132.00) | (344.00) | (192.00) |
| | 580.00 | 226.00 | 66.00 | 132.00 | 344.00 | 192.00 |
| | 57,062.47 | 68,473.75 | 66,644.57 | 60,806.13 | 69,075.35 | 72,237.36 |
| | 0 | 0 | 0 | 0 | 0 | 0 |
| | 0 | 0 | 0 | 0 | 0 | 0 |
| | - | - | - | - | - | - |
| | - | - | - | - | - | - |
| | 33.36 | 1,088.36 | 32.95 | 483.48 | 375.95 | 340.86 |
| | 6,056.34 | 6,241.74 | 5,291.85 | 4,619.62 | 4,991.37 | 4,786.16 |
| | 60.84 | 88.04 | - | 20.65 | 56.81 | 10.96 |
| | - | 2,722.61 | - | - | - | - |
| | 182.24 | 182.24 | 181.65 | 186.98 | 186.70 | 186.58 |
| | 164.08 | 74.52 | 109.61 | 99.71 | 235.58 | 1,530.84 |
| | 266.31 | 1,092.96 | 66.19 | 387.37 | 61.83 | 202.86 |
| | - | - | - | - | - | 49.87 |
| | - | - | - | - | - | - |
| | - | 419.10 | - | 419.10 | - | 519.10 |
| | - | - | - | 869.00 | - | - |
| | - | - | - | - | - | - |
| | 70.71 | - | - | - | - | - |
| | - | - | - | - | - | - |
| | - | 133.95 | - | - | 598.43 | - |
| | 248.00 | 248.00 | 388.00 | 156.00 | 135.00 | 729.00 |
| | 110.71 | 734.04 | - | 17.00 | - | 71.00 |
| | 164.61 | 114.95 | 344.95 | 1,214.95 | - | 229.90 |
| | 7,357.20 | 13,140.51 | 6,415.20 | 8,473.86 | 6,641.67 | 8,657.13 |
| | - | - | - | - | - | - |
| | - | - | - | - | - | - |
| | - | - | 148.28 | - | - | - |
| | - | - | - | - | - | - |
| | - | - | - | - | - | - |
| | 203.23 | 124.39 | 92.75 | 123.67 | 298.94 | 673.92 |
| | - | - | - | - | - | - |

| | | | | | |
|-----------|-----------|-----------|-----------|-----------|-----------|
| - | - | 771.12 | - | - | - |
| - | 23.98 | - | - | 75.95 | 122.07 |
| - | - | - | - | - | - |
| - | - | - | - | - | - |
| 271.91 | 114.99 | 4,154.63 | 1,387.29 | 822.29 | 4,858.15 |
| - | 1,396.48 | - | - | 30.00 | 3,251.49 |
| - | - | - | - | - | - |
| - | - | - | - | 2,605.48 | - |
| 325.54 | - | 349.09 | 3,506.34 | 288.75 | 4,818.16 |
| - | 299.96 | 61.83 | 269.48 | 374.31 | 123.66 |
| 41.21 | - | - | - | 2,467.83 | - |
| - | - | - | - | 201.76 | 215.40 |
| 1,180.82 | 940.11 | - | - | 151.78 | - |
| 124.39 | 310.97 | 154.58 | 1,412.89 | 219.24 | 424.42 |
| 2,147.10 | 3,210.88 | 5,732.28 | 6,699.67 | 7,536.33 | 14,487.27 |
| - | 62.19 | - | - | - | 649.23 |
| - | 207.79 | - | - | - | 148.45 |
| 186.59 | 124.39 | 66.19 | 92.76 | 116.65 | 198.56 |
| - | - | - | - | - | 53.16 |
| - | - | - | - | - | - |
| - | - | - | - | - | - |
| 550.60 | 434.27 | 609.93 | 558.83 | 582.92 | 616.25 |
| - | - | 996.14 | - | 253.34 | 494.84 |
| 737.19 | 828.64 | 1,672.26 | 651.59 | 952.91 | 2,160.49 |
| 106.99 | 204.11 | 111.31 | 191.48 | 112.46 | 193.01 |
| 299.94 | 300.09 | 300.06 | 300.51 | 299.75 | 299.67 |
| 2,532.33 | - | - | - | - | - |
| 815.66 | 815.64 | 815.64 | 815.65 | 815.64 | 815.64 |
| 271.33 | 271.33 | 271.34 | - | 271.33 | 271.34 |
| - | - | - | - | - | - |
| 25.00 | 25.00 | 25.00 | 25.00 | 25.00 | 25.00 |
| 9.63 | - | 12.10 | - | 11.38 | 22.77 |
| - | - | - | - | - | - |
| 102.00 | - | - | - | (0.01) | - |
| - | - | - | - | - | - |
| - | - | - | - | - | - |
| - | - | - | - | - | - |
| 235.08 | 235.08 | 235.08 | 235.08 | 235.08 | 235.08 |
| 4,397.96 | 1,851.25 | 1,770.53 | 1,567.72 | 1,770.63 | 1,862.51 |
| 369.00 | 614.00 | 413.00 | 347.00 | 320.00 | 249.00 |
| 14,926.00 | 15,261.00 | 14,200.00 | 16,372.00 | 14,730.00 | 17,336.00 |
| - | - | - | - | - | - |
| 15,295.00 | 15,875.00 | 14,613.00 | 16,719.00 | 15,050.00 | 17,585.00 |
| 29,934.45 | 34,906.28 | 30,203.27 | 34,111.84 | 31,951.54 | 44,752.40 |
| 8,499.38 | 8,497.51 | 8,496.53 | 8,499.85 | 8,500.86 | 8,505.84 |


| | | | | | |
|-----------------|-----------------|-----------------|---------------|-----------------|-----------------|
| 8,499.38 | 8,497.51 | 8,496.53 | 8,499.85 | 8,500.86 | 8,505.84 |
| (1,915.53) | (1,915.60) | (1,915.51) | (1,915.50) | (1,915.61) | (1,915.58) |
| 257.33 | 257.31 | 257.33 | 257.31 | 257.32 | 257.31 |
| 2,800.17 | 2,800.17 | 2,800.17 | 2,800.17 | 2,800.18 | 2,800.17 |
| 3,057.50 | 3,057.48 | 3,057.50 | 3,057.48 | 3,057.50 | 3,057.48 |
| 13,208.16 | 13,208.17 | 13,208.16 | 18,566.17 | 15,887.18 | 15,887.16 |
| - | - | - | - | - | - |
| 13,208.16 | 13,208.17 | 13,208.16 | 18,566.17 | 15,887.18 | 15,887.16 |
| - | - | (119.19) | (119.19) | (119.19) | (119.19) |
| 319.5 | 1548.2 | 2094.86 | 124.78 | 2113.43 | 237.86 |
| 130.51 | 632.37 | 855.67 | 50.96 | 863.25 | 97.16 |
| - | - | - | - | - | - |
| - | - | - | - | - | - |
| 450.01 | 2,180.57 | 2,950.53 | 175.74 | 2,976.68 | 335.02 |
| 53,233.97 | 59,934.41 | 55,881.29 | 62,376.39 | 60,338.96 | 70,503.13 |
| 3,828.50 | 8,539.34 | 10,763.28 | (1,570.26) | 8,736.39 | 1,734.23 |
| - | - | - | - | - | - |
| - | - | - | - | - | - |
| - | - | - | - | - | - |
| - | - | - | - | - | - |
| - | - | - | - | - | - |
| 5,147.14 | 5,235.77 | 5,403.21 | 425.49 | 3,245.34 | 3,298.83 |
| 279.57 | 279.57 | 279.57 | 279.06 | 278.55 | 278.04 |
| - | - | - | 55.95 | 62.18 | 62.70 |
| - | - | - | - | - | - |
| 5,426.71 | 5,515.34 | 5,682.78 | 760.50 | 3,586.07 | 3,639.57 |
| -1598.21 | 3024 | 5080.5 | -2330.76 | 5150.32 | -1905.34 |
| - | - | - | - | - | - |
| 915.87 | 3,939.87 | 9,020.37 | 6,689.61 | 11,839.93 | 9,934.59 |
| (1,598.21) | 3,024.00 | 5,080.50 | (2,330.76) | 5,150.32 | (1,905.34) |



| | 8 | 9 | 10 | 11 | 12 | Total |
|---------------|---------------|---------------|---------------|---------------|----|------------------|
| Aug-18 | Sep-18 | Oct-18 | Nov-18 | Dec-18 | | |
| (48,430.50) | (53,772.01) | (45,297.51) | (50,797.29) | (44,775.96) | | (580,461) |
| - | - | - | - | - | | - |
| 3,665.00 | 4,242.00 | 3,398.00 | 1,439.00 | (9,328.00) | | (3,056) |
| - | - | - | - | - | | - |
| (17,072.56) | (17,072.56) | (17,072.56) | (17,072.56) | (17,072.56) | | (204,871) |
| (12,213.25) | (12,213.25) | (12,213.25) | (12,213.25) | (12,213.25) | | (146,559) |
| 12,213.25 | 12,213.25 | 12,213.25 | 12,213.25 | 12,213.25 | | 146,559 |
| 61,838.06 | 66,602.57 | 58,972.07 | 66,430.85 | 71,176.52 | | 788,388 |
| | | | | | | - |
| (601.00) | (161.00) | (252.00) | (325.00) | (121.00) | | (3,171) |
| 601.00 | 161.00 | 252.00 | 325.00 | 121.00 | | 3,171.00 |
| | | | | | | 0 |
| 62,439.06 | 66,763.57 | 59,224.07 | 66,755.85 | 71,297.52 | | 791,559 |
| | | | | | | 0 |
| | | | | | | - |
| 0 | 0 | 0 | 0 | 0 | | 0 |
| 0 | 0 | 0 | 0 | 0 | | 0 |
| - | - | - | - | - | | - |
| - | - | - | - | - | | - |
| 359.05 | 351.97 | 330.92 | 406.08 | 757.88 | | 5,157 |
| 8,157.65 | 5,440.89 | 5,897.65 | 4,558.73 | 5,270.67 | | 67,656 |
| 881.36 | 460.64 | 97.93 | 71.96 | - | | 1,781 |
| - | 1,613.11 | 1,813.38 | 1,704.71 | - | | 9,850 |
| 185.52 | 187.68 | 186.71 | 189.07 | 300.88 | | 2,338 |
| 5,164.17 | 2,727.39 | 80.51 | 341.04 | 153.52 | | 10,978 |
| 309.17 | 669.22 | 2,345.21 | 5,881.29 | 307.49 | | 13,010 |
| - | - | - | - | - | | 50 |
| - | - | - | - | - | | - |
| (200.00) | - | 469.10 | 469.10 | - | | 2,740 |
| - | - | 840.00 | - | - | | 1,709 |
| - | - | - | - | - | | - |
| - | - | 69.86 | - | - | | 141 |
| 1,539.85 | - | - | - | - | | 2,436 |
| 338.59 | - | 13.81 | - | 468.00 | | 1,553 |
| 819.00 | 105.00 | 682.00 | 120.20 | 101.00 | | 4,242 |
| 858.91 | - | 95.60 | (32.99) | - | | 1,883 |
| 114.95 | 114.95 | 118.20 | 118.20 | 118.20 | | 2,769 |
| 18,528.22 | 11,670.85 | 13,040.88 | 13,827.39 | 7,477.64 | | 128,290 |
| | | | | | | - |
| - | - | - | - | - | | - |
| - | - | - | - | - | | - |
| - | - | - | - | - | | 148 |
| - | - | - | - | - | | - |
| - | - | - | - | - | | - |
| - | 245.85 | 248.68 | 204.58 | 56.34 | | 2,501 |
| - | - | - | - | - | | - |

| | | | | | |
|-----------|-----------|-----------|-----------|-----------|---------|
| - | - | - | - | - | 771 |
| 10.29 | - | 381.12 | 14.97 | 109.98 | 885 |
| - | - | - | - | - | - |
| - | - | - | - | - | - |
| 759.78 | 283.15 | 391.05 | 286.17 | 180.39 | 13,610 |
| 5,324.30 | - | 2,700.00 | - | - | 12,702 |
| - | - | - | - | - | - |
| 77.60 | - | - | - | - | 2,683 |
| 5,906.71 | 1,765.34 | 2,517.03 | 1,696.14 | 179.88 | 21,353 |
| 225.41 | 75.89 | 163.01 | 461.43 | 50.59 | 2,795 |
| - | - | - | 253.56 | - | 2,763 |
| - | - | - | - | - | 417 |
| - | 185.50 | 961.24 | 281.35 | - | 9,106 |
| 337.51 | 148.96 | 354.01 | 465.79 | 123.67 | 4,076 |
| 12,641.60 | 2,704.69 | 7,716.14 | 3,663.99 | 700.85 | 73,811 |
| - | - | - | - | - | - |
| - | - | - | - | - | 711 |
| - | 160.58 | - | - | 99.91 | 617 |
| 75.89 | 165.48 | 123.67 | 123.67 | 61.83 | 1,780 |
| - | 46.38 | - | 168.89 | 75.89 | 344 |
| - | - | - | - | - | - |
| - | - | - | - | - | - |
| 591.63 | 604.37 | 584.80 | 564.23 | 671.92 | 7,017 |
| 502.61 | (371.86) | (108.86) | 709.73 | 475.29 | 2,082 |
| 1,170.13 | 604.95 | 599.61 | 1,566.52 | 1,384.84 | 12,552 |
| - | - | - | - | - | - |
| 144.73 | 114.13 | 252.51 | 540.91 | 103.70 | 2,192 |
| 300.04 | 300.12 | 300.12 | 299.74 | 299.82 | 3,600 |
| - | - | - | - | - | 2,532 |
| 815.65 | 815.64 | 815.65 | 815.65 | 815.64 | 9,788 |
| 388.67 | 388.67 | 388.66 | (274.68) | 273.68 | 2,793 |
| - | - | - | - | - | - |
| 25.00 | 25.00 | 25.00 | 25.00 | 25.00 | 300 |
| 8.63 | - | 11.39 | - | 9.21 | 85 |
| - | - | - | - | - | - |
| - | - | - | - | - | 102 |
| - | - | - | - | - | - |
| - | - | - | - | - | - |
| - | - | - | - | - | - |
| 235.08 | 235.08 | 235.08 | 235.08 | - | 2,586 |
| 1,917.80 | 1,878.64 | 2,028.41 | 1,641.70 | 1,527.05 | 23,978 |
| - | - | - | - | - | - |
| 488.00 | 443.00 | 394.00 | 675.00 | (182.00) | 4,640 |
| 15,862.00 | 13,076.00 | 15,150.00 | 15,434.00 | 10,425.00 | 178,680 |
| - | - | - | - | - | - |
| 16,350.00 | 13,519.00 | 15,544.00 | 16,109.00 | 10,243.00 | 183,320 |
| - | - | - | - | - | - |
| 50,607.75 | 30,378.13 | 38,929.04 | 36,808.60 | 21,333.38 | 421,952 |
| - | - | - | - | - | - |
| - | - | - | - | - | - |
| 8,506.34 | 8,413.77 | 8,489.51 | 8,469.30 | 8,464.88 | 101,836 |

| | | | | | |
|-----------------|-----------------|-----------------|-----------------|-----------------|------------------|
| 8,506.34 | 8,413.77 | 8,489.51 | 8,469.30 | 8,464.88 | 101,836 |
| | | | | | - |
| | | | | | - |
| (1,915.53) | (1,915.60) | (1,915.51) | (1,915.38) | (1,915.47) | (22,986) |
| | | | | | - |
| | | | | | - |
| 257.32 | 257.31 | 257.31 | 257.31 | 257.32 | 3,088 |
| 2,800.17 | 2,800.17 | 2,800.17 | 2,800.17 | 2,800.17 | 33,542 |
| 3,057.49 | 3,057.48 | 3,057.48 | 3,057.48 | 3,057.49 | 36,630 |
| | | | | | - |
| | | | | | - |
| 15,887.16 | 15,887.18 | 15,886.83 | 15,940.51 | 14,883.67 | 181,659 |
| - | - | - | - | 28,405.91 | 28,406 |
| 15,887.16 | 15,887.18 | 15,886.83 | 15,940.51 | 43,289.58 | 210,064 |
| | | | | | - |
| (119.19) | (119.19) | (119.19) | (119.19) | (119.19) | (1,073) |
| | | | | | 0 |
| -2780.41 | 1989.78 | -1130.82 | 697.31 | -3351.22 | 3260 |
| (1,135.69) | 812.75 | (461.90) | 284.83 | 99,548.59 | 102,249 |
| - | - | - | - | 3,311.00 | 3,311 |
| - | - | - | - | 2,017.00 | 2,017 |
| (3,916.10) | 2,802.53 | (1,592.72) | 982.14 | 101,525.37 | 110,837 |
| | | | | | - |
| 72,107.92 | 58,504.30 | 62,735.44 | 63,223.46 | 175,636.04 | 857,260 |
| | | | | | - |
| (9,668.86) | 8,259.27 | (3,511.37) | 3,532.39 | (104,338.52) | (65,702) |
| | | | | | - |
| - | - | - | - | - | - |
| - | - | - | - | - | - |
| - | - | - | - | - | - |
| - | - | - | - | - | - |
| - | - | - | - | - | - |
| - | - | - | - | - | - |
| 3,251.11 | 3,234.69 | 3,204.00 | 3,371.01 | 3,353.25 | 44,370 |
| 277.52 | 277.01 | 276.49 | 275.98 | 275.46 | 3,336 |
| 62.35 | 62.35 | 62.35 | 62.35 | 62.33 | 493 |
| - | - | - | - | - | - |
| 3,590.98 | 3,574.05 | 3,542.84 | 3,709.34 | 3,691.04 | 48,199.21 |
| | | | | | 0 |
| -13259.84 | 4685.22 | -7054.21 | -176.95 | -108029.56 | -113900.75 |
| | | | | | - |
| - | - | - | - | - | - |
| (3,325.25) | 1,359.97 | (5,694.24) | (5,871.19) | (113,900.75) | (113,901) |
| | | | | | - |
| (13,259.84) | 4,685.22 | (7,054.21) | (176.95) | (108,029.56) | - |



 Jan-18

Assets

| <u>Land</u> | | |
|-------------|--|-------------------|
| 303100 | LAND | 44,180.00 |
| 303300 | EASEMENTS - PITTSFIELD | 16,153.19 |
| | | 60,333.19 |
| | Structures | |
| 304100 | SOURCE OF SUPPLY STRUCTURES | 71,250.05 |
| 304700 | GENERAL & MISC STRUCTURES | 1,080.00 |
| 304800 | WATER TREATMENT STRUCTURES | 935,239.12 |
| 305000 | RESERVOIRS & DAMS | 137,331.46 |
| 306000 | LAKE, RIVER & OTHER INTAKE-PAC | 38,270.60 |
| | | - |
| 309000 | <u>SUPPLY MAINS: PITTSFIELD</u> | 309,352.72 |
| | | 1,492,523.95 |
| | Equipment | |
| 310000 | POWER GENERATED EQUIP: PAC | 55,407.06 |
| 311200 | ELECTRIC PUMPING EQUIPMENT | 1,854.50 |
| 311210 | PUMPING EQUIP: PUMPS - PAC | 14,105.04 |
| | | |
| 320000 | PURIFICATION SYSTEM EQUIPMENT | 4,535.36 |
| 320200 | WATER TREATMENT EQUIPMENT: PAC | 16,092.59 |
| 320310 | WTP EQUIPMENT: MEDIA - PAC | 41,963.48 |
| | | 133,958.03 |
| | Transmission & Distribution | |
| 331000 | PAVEMENTS - GENERAL | 5,000.00 |
| 331001 | <u>PAVEMENTS - TRANS MAINS</u> | 2003.77 |
| 331002 | PAVEMENTS - DIST MAINS | 124,788.30 |
| 331003 | PAVEMENTS - GATE VALVES | 2,833.21 |
| 331100 | MAINS: 6" & LARGER | 641,868.44 |
| 331150 | DEVEL INSTAL MAINS-6" & LARGER | 316,734.00 |
| 331200 | MAINS: 4" & UNDER | 216.00 |
| 331250 | GATES: 4" & UNDER | 9,528.99 |
| 331251 | GATES: 6" & LARGER | 49,379.13 |
| 331252 | GATES: UNKNOWN SIZE | 754.24 |
| 331300 | DEVEL INSTAL MAINS: 4" & UNDER | - |
| 331400 | MAINS: UNKNOWN SIZE | 1,018,899.48 |
| 331401 | DEVEL INSTAL MAINS:UNKNOWN SZ | 176,678.50 |
| 333004 | <u>PAVING - SERVICES</u> | 3700.02 |
| 333100 | NEW SERVICES | 110,817.38 |
| 333200 | RENEWED SERVICES | 58,563.07 |
| 334000 | METERING EQUIPMENT | 85,247.38 |
| 334100 | RADIOS FOR METERING | 62,639.95 |
| 335000 | FIRE PROT EQUIP: HYDRANTS | 86,234.66 |
| 335005 | HYDRANTS - PAVING | 184.00 |
| 335100 | HYDRANTS: CIAC | 14,550.00 |
| 339000 | OTHER PLANT & MISC EQUIP: PAC | 1,495.00 |
| | | 2,772,115.52 |

| | | |
|--------|--------------------------------|----------------|
| | Miscellaneous Equipment | |
| 343000 | SHOP EQUIPMENT | 9,687.95 |
| 344000 | LABORATORY EQUIPMENT | 33,352.88 |
| 346000 | COMMUNICATION EQUIPMENT - PAC | 32,450.75 |
| 347110 | COMPUTER EQUIPMENT | 27,788.24 |
| 348000 | MISCELLANEOUS GENERAL EQUIP | 16,974.54 |
| | | 120,254.36 |
| | Intangible Plant | |
| 301000 | ORGANIZATION EXPENSE | 75,550.65 |
| | | 75,550.65 |
| | Total Plant in Service | 4,654,735.70 |
| | Accumulated Depreciation | |
| 108000 | ACCUMULATED DEPRECIATION: PAC | (1,827,460.41) |
| 108001 | ACCUM DEPREC: COST OF REM -PAC | 240,093.15 |
| 108002 | ACCUM DEPRECIATION: LOSS -PAC | 188,908.31 |
| | | 1,398,458.95 |
| | Net Plant in Service | 3,256,276.75 |
| | Construction Work in Progress | |
| 105222 | CWIP: CONTRACTOR CLEARING -PAC | 827.50 |
| | Total Plant | 3,257,104.25 |
| | Current Assets | |
| | Cash | |
| 131110 | PETTY CASH: PITTSFIELD/NC | - |
| 131120 | CASH: BANK OF AMERICA OPERATNG | - |
| 141000 | A/R: BILLED WATER REVENUE | 16,726.68 |
| 141400 | A/R: MISCELLANEOUS | 1,701.00 |
| 143901 | ALLOWANCE FOR DOUBTFUL ACCTS | (119.39) |
| 173150 | A/R: UNBILLED WATER REVENUE | 83,326.00 |
| 173152 | A/R UNBILLED REV: RECOUPMENT | - |
| 173154 | AR: UNBILLED REV RECOUP 2009 | - |
| | Inventory & Supplies | |
| 151100 | INVENTORY: PIPES & FITTINGS | - |
| 151101 | INVENTORY: METERS - PAC | - |
| 151700 | INVENTORY: PAC | 0 |
| | | 0 |
| | Prepaid Expenses & Other | |
| 162100 | PREPAID INSURANCE | 1,563.24 |
| 162300 | PREPAID PROPERTY TAXES-PAC | - |
| 162700 | PREPAID EXPENSES | 3,018.47 |
| 163310 | PREPAID PROPERTY TAXES | 22,937.67 |
| | | 27,519.38 |

| | | |
|--------|---|----------------|
| | Total Current Assets | 129,153.67 |
| | <u>Other Assets</u> | |
| | <u>Other Deferred Charges</u> | |
| 186100 | <u>ACQUISITION PREMIUM - MARA</u> | 1,251,376.72 |
| 186240 | SARBANES-OXLEY | - |
| 186245 | TILTON HILL ROAD MAIN BREAK | - |
| 186255 | MAIN BREAK - OCTOBER 2003 | - |
| 186260 | SOUTH MAIN LEAK RESEARCH | - |
| 186265 | ABATEMENT | 8,971.34 |
| 186300 | GRANT APPLICATION - 2008 | 0 |
| 186350 | <u>LOUDON RD MAIN BREAK</u> | - |
| 186360 | FAIRVIEW ROAD MAIN BREAK | 0 |
| 186380 | <u>RATE CASE EXPENSE: 2007</u> | 0 |
| 186385 | 2010 DEFERRED RATE CASE EXP | - |
| 186390 | RATE CASE EXPENSE: 2012 | - |
| 186450 | CONCORD HILL ROAD SERVICE REPR | 0 |
| 186650 | EMINENT DOMAIN | 3,668.50 |
| 186675 | WEB SITE UPGRADE 2006 | 0 |
| 186680 | WEB-SITE UPGRADE 2011 | 0 |
| 186285 | <u>BERRY POND BATHYMETRIC SURVEY</u> | 11078.01 |
| 186698 | BERRY POND BATHYMETRIC SURVEY | - |
| 186998 | EMINENT DOMAIN ALLOWANCE | (3,668.50) |
| | | 1,271,426.07 |
| 188100 | ACQUISITION PREMIUM - MARA | - |
| 181000 | UNAMORTIZED DEBT EXPENSE | 20,207.67 |
| | Total Other Assets | 1,291,633.74 |
| | <u>Total Assets</u> | 4677891.66 |
| | Equity and Liabilities | |
| | Shareholder's Equity | |
| 201100 | COMMON STOCK | -100 |
| 211000 | ADDITIONAL PAID IN CAPITAL | (2,064,823.84) |
| 215500 | RETAINED EARNINGS BEG - PAC | 23,553.03 |
| | Net Profit or Loss | (2,514.08) |
| | Total Equity | (2,043,884.89) |
| 221002 | LTD:SRF CATAMOUNT ROAD | (169,403.69) |
| 221052 | LTD:FORGIVABLE DEBT - SRF CATAMOUNT ROAD | 0 |
| | <u>Long Term Debt</u> | -169403.69 |
| | Current Liabilities | |

| | | |
|--------|--------------------------------------|-------------------|
| 221102 | CURRENT PORTION LTD: CATAMOUNT RD | (1,759.00) |
| 221152 | | - |
| | Current Portion of Long Term Debt | (1,759.00) |
| 231000 | ACCOUNTS PAYABLE | (4,821.14) |
| 184100 | CLEARING ACCOUNT | 0 |
| 236115 | LOCAL PROPERTY TAXES PAYABLE | -1739.33 |
| 236119 | ACCRUED TAXES | 0 |
| 237110 | ACCRUED INTEREST PAYABLE | - |
| 241300 | MISC CURRENT ACCRUED LIABILITY | (580.50) |
| 241350 | ACCRUED LIABILITY - RETAINAGE | - |
| | | -7140.97 |
| 235250 | HARDSHIP CASES: CREDITS | 48.97 |
| 233400 | INTERCO PAY/REC: PAC/TSC | - |
| 233500 | INTERCO PAY/REC: PAC/PWS | - |
| 233800 | AP INTERCO PAY/REC:PEU/PAC | - |
| 233600 | INTERCO PAY/REC: PAC/PWW | (33,919.26) |
| 233650 | INTERCO LOAN PWW/PAC: RSF | (12,954.74) |
| 233700 | INTERCO PAY/REC: PAC/PEU | - |
| 223202 | INTERCO ADV-PCP PROM NOTE 5/18 | (776,850.00) |
| 223800 | INTERCO LOAN PAC - INTERGRATED | - |
| 223205 | NOTE PAYABLE - PCP 2018 1.1M LOAN | - |
| 223215 | ST NOTE PAYABLE - PCP 2018 1.1M LOAN | - |
| 233300 | INTERCO PAY/REC: PAC/PCP | (334,684.54) |
| | Total Current Liabilities | (1,167,259.54) |
| | Other Deferred Credits | |
| 282200 | DEFERRED INCOME TAXES | (401,226.77) |
| 283100 | ACCUM DEFERRED INC TAX - REG LIAB | (201,217.00) |
| | | (602,443.77) |
| 271200 | CONTRIBUTIONS IN AID OF CONST | (750,286.50) |
| 271201 | CIAC-WATER FILTRATION GRANT | (398,349.91) |
| | | (1,148,636.41) |
| | Reserve for Amort of CIAC: All | |
| 272101 | RESERVE FOR AMORT OF CIAC:PAC | 453,736.64 |
| | | 453,736.64 |
| | Total Deferred Credits | (1,297,343.54) |
| | Total Equity & Liabilities | (4,677,891.66) |
| | | - |

Pittsfield Aqueduct Company
Balance Sheet
For the Year Ended December 31,

| | 2 | 3 | 4 | 5 | 6 |
|-------------------|-------------------|-------------------|-------------------|-------------------|-------------------|
| Feb-18 | Mar-18 | Apr-18 | May-18 | Jun-18 | |
| 44,180.00 | 44,180.00 | 44,180.00 | 44,180.00 | 44,180.00 | 44,180.00 |
| 16,153.19 | 16,153.19 | 16,153.19 | 16,153.19 | 16,153.19 | 16,153.19 |
| 60,333.19 | 60,333.19 | 60,333.19 | 60,333.19 | 60,333.19 | 60,333.19 |
| 71,250.05 | 71,250.05 | 71,250.05 | 71,250.05 | 71,250.05 | 71,250.05 |
| 1,080.00 | 1,080.00 | 1,080.00 | 1,080.00 | 1,080.00 | 1,080.00 |
| 935,239.12 | 935,239.12 | 935,239.12 | 935,239.12 | 935,239.12 | 935,239.12 |
| 137,331.46 | 137,331.46 | 137,331.46 | 137,331.46 | 137,331.46 | 137,331.46 |
| 38,270.60 | 38,270.60 | 38,270.60 | 38,270.60 | 38,270.60 | 38,270.60 |
| - | - | - | - | - | - |
| 309352.72 | 309352.72 | 309352.72 | 309352.72 | 309352.72 | 309352.72 |
| 1,492,523.95 | 1,492,523.95 | 1,492,523.95 | 1,492,523.95 | 1,492,523.95 | 1,492,523.95 |
| 55,407.06 | 55,407.06 | 55,407.06 | 55,407.06 | 55,407.06 | 55,407.06 |
| 1,854.50 | 1,854.50 | 1,854.50 | 1,854.50 | 1,854.50 | 1,854.50 |
| 14,105.04 | 14,105.04 | 14,105.04 | 14,105.04 | 14,105.04 | 14,105.04 |
| 4,535.36 | 4,535.36 | 4,535.36 | 4,535.36 | 4,535.36 | 4,535.36 |
| 16,092.59 | 16,092.59 | 16,092.59 | 16,092.59 | 16,092.59 | 16,092.59 |
| 41,963.48 | 41,963.48 | 41,963.48 | 41,963.48 | 41,963.48 | 41,963.48 |
| 133,958.03 | 133,958.03 | 133,958.03 | 133,958.03 | 133,958.03 | 133,958.03 |
| 5,000.00 | 5,000.00 | 5,000.00 | 5,000.00 | 5,000.00 | 5,000.00 |
| 2003.77 | 2003.77 | 2003.77 | 2003.77 | 2003.77 | 2003.77 |
| 124,788.30 | 124,788.30 | 124,788.30 | 124,788.30 | 124,788.30 | 124,788.30 |
| 2,833.21 | 2,833.21 | 2,833.21 | 2,833.21 | 2,833.21 | 2,833.21 |
| 641,868.44 | 641,868.44 | 641,868.44 | 641,868.44 | 641,868.44 | 641,868.45 |
| 316,734.00 | 316,734.00 | 316,734.00 | 316,734.00 | 316,734.00 | 316,734.00 |
| 216.00 | 216.00 | 216.00 | 216.00 | 216.00 | 216.00 |
| 9,528.99 | 9,528.99 | 9,528.99 | 9,528.99 | 9,528.99 | 9,998.74 |
| 54,829.76 | 54,829.76 | 54,829.76 | 54,829.76 | 54,829.76 | 54,829.76 |
| 754.24 | 754.24 | 754.24 | 754.24 | 754.24 | 284.49 |
| - | - | - | - | - | - |
| 1,018,899.48 | 1,018,899.48 | 1,018,899.48 | 1,018,899.48 | 1,018,899.48 | 1,018,899.48 |
| 176,678.50 | 176,678.50 | 176,678.50 | 176,678.50 | 176,678.50 | 176,678.50 |
| 3700.02 | 3700.02 | 3700.02 | 3700.02 | 3700.02 | 3700.02 |
| 110,817.38 | 110,817.38 | 110,817.38 | 112,957.63 | 112,957.63 | 112,957.63 |
| 58,563.07 | 58,563.07 | 58,563.07 | 58,563.07 | 58,563.07 | 58,563.07 |
| 85,247.38 | 86,039.76 | 86,039.76 | 86,039.76 | 86,039.76 | 85,828.24 |
| 62,732.80 | 62,728.49 | 62,728.49 | 62,728.49 | 62,728.49 | 63,032.86 |
| 86,234.66 | 86,234.66 | 86,234.66 | 86,234.66 | 86,234.66 | 86,234.66 |
| 184.00 | 184.00 | 184.00 | 184.00 | 184.00 | 184.00 |
| 14,550.00 | 14,550.00 | 14,550.00 | 14,550.00 | 14,550.00 | 14,550.00 |
| 1,495.00 | 1,495.00 | 1,495.00 | 1,495.00 | 1,495.00 | 1,495.00 |
| 2,777,659.00 | 2,778,447.07 | 2,778,447.07 | 2,780,587.32 | 2,780,587.32 | 2,780,680.18 |

| | | | | |
|----------------|----------------|----------------|----------------|----------------|
| 9,687.95 | 9,687.95 | 9,687.95 | 9,687.95 | 9,687.95 |
| 33,352.88 | 33,352.88 | 33,352.88 | 33,352.88 | 33,352.88 |
| 32,450.75 | 32,450.75 | 32,450.75 | 32,450.75 | 32,450.75 |
| 27,788.24 | 27,788.24 | 27,788.24 | 27,788.24 | 27,352.18 |
| 16,974.54 | 16,974.54 | 16,974.54 | 16,974.54 | 16,974.54 |
| 120,254.36 | 120,254.36 | 120,254.36 | 120,254.36 | 119,818.30 |
| 75,550.65 | 75,550.65 | 75,550.65 | 75,550.65 | 75,550.65 |
| 75,550.65 | 75,550.65 | 75,550.65 | 75,550.65 | 75,550.65 |
| 4,660,279.18 | 4,661,067.25 | 4,661,067.25 | 4,663,207.50 | 4,662,864.30 |
| (1,835,959.79) | (1,844,345.74) | (1,852,842.27) | (1,861,342.12) | (1,869,406.92) |
| 240,698.78 | 240,786.82 | 240,786.82 | 240,786.82 | 240,786.82 |
| 188,908.31 | 188,986.76 | 188,986.76 | 188,986.76 | 188,986.76 |
| 1,406,352.70 | 1,414,572.16 | 1,423,068.69 | 1,431,568.54 | 1,439,633.34 |
| 3,253,926.48 | 3,246,495.09 | 3,237,998.56 | 3,231,638.96 | 3,223,230.96 |
| 827.50 | 827.50 | 827.50 | 827.50 | 827.50 |
| 3,254,753.98 | 3,247,322.59 | 3,238,826.06 | 3,232,466.46 | 3,224,058.46 |
| - | - | - | - | - |
| - | - | - | - | - |
| 15,798.16 | 46,180.69 | 17,365.11 | 17,131.20 | 23,930.02 |
| 1,701.00 | 1,701.00 | - | - | - |
| (119.39) | (119.39) | - | - | (253.34) |
| 76,050.00 | 72,633.00 | 77,196.00 | 75,085.00 | 75,031.00 |
| - | - | - | - | - |
| - | - | - | - | - |
| - | - | - | - | - |
| - | - | - | - | - |
| 0 | 0 | 0 | 0 | 0 |
| 0 | 0 | 0 | 0 | 0 |
| 1,671.71 | 1,765.28 | 1,873.67 | 1,982.05 | 2,090.44 |
| - | - | - | - | - |
| 2,487.06 | 1,955.65 | 1,695.56 | 2,278.15 | 1,746.74 |
| 11,468.84 | - | - | - | 42,443.50 |
| 15,627.61 | 3,720.93 | 3,569.23 | 4,260.20 | 46,280.68 |

| | | | | |
|-------------------|-------------------|-------------------|-------------------|--------------------|
| 109,057.38 | 124,116.23 | 98,130.34 | 96,476.40 | 144,988.36 |
| 1,248,576.55 | 1,245,776.38 | 1,242,976.21 | 1,240,176.04 | 1,237,375.86 |
| - | - | - | - | - |
| - | - | - | - | - |
| - | - | - | - | - |
| 8,971.34 | 8,971.34 | 8,971.34 | 8,971.34 | 8,971.34 |
| 0 | 0 | 0 | 0 | 0 |
| - | - | - | - | - |
| 0 | 0 | 0 | 0 | 0 |
| 0 | 0 | 0 | 0 | 0 |
| - | - | - | - | - |
| - | - | - | - | - |
| 0 | 0 | 0 | 0 | 0 |
| 3,668.50 | 3,668.50 | 3,668.50 | 3,668.50 | 3,668.50 |
| 0 | 0 | 0 | 0 | 0 |
| 0 | 0 | 0 | 0 | 0 |
| 10820.68 | 10563.37 | 10306.04 | 10048.73 | 9791.41 |
| - | - | - | - | - |
| (3,668.50) | (3,668.50) | (3,668.50) | (3,668.50) | (3,668.50) |
| 1,268,368.57 | 1,265,311.09 | 1,262,253.59 | 1,259,196.11 | 1,256,138.61 |
| - | - | - | - | - |
| 20,207.67 | 20,207.67 | 21,803.67 | 22,389.72 | 22,327.54 |
| 1,288,576.24 | 1,285,518.76 | 1,284,057.26 | 1,281,585.83 | 1,278,466.15 |
| 4652387.6 | 4656957.58 | 4621013.66 | 4610528.69 | 4647512.97 |
| -100 | -100 | -100 | -100 | -100 |
| (2,064,823.84) | (1,935,317.84) | (1,935,317.84) | (1,935,317.84) | (1,935,317.84) |
| 23,553.03 | 23,553.03 | 23,553.03 | 23,553.03 | 23,553.03 |
| (915.87) | (3,939.87) | (9,020.37) | (6,689.61) | (11,839.93) |
| (2,042,286.68) | (1,915,804.68) | (1,920,885.18) | (1,918,554.42) | (1,923,704.74) |
| (169,204.69) | (169,004.69) | (125,821.69) | (125,618.69) | (125,406.69) |
| 0 | 0 | -41240.53 | -41121.34 | -41002.15 |
| -169204.69 | -169004.69 | -167062.22 | -166740.03 | -166408.84 |

| | | | | |
|-------------------|-------------------|-------------------|-------------------|-------------------|
| (1,958.00) | (2,158.00) | (2,359.00) | (2,369.00) | (2,387.00) |
| - | - | (1,430.28) | (1,430.28) | (1,430.28) |
| (1,958.00) | (2,158.00) | (3,789.28) | (3,799.28) | (3,817.28) |
| (2,457.79) | (3,690.78) | (2,650.50) | (3,293.74) | (882.00) |
| 0 | 0 | 0 | 0 | 0 |
| -3478.66 | -5217.99 | -13208.15 | -31774.32 | 0 |
| 0 | 0 | 0 | 0 | 0 |
| - | - | - | - | - |
| (2,659.57) | (1,029.66) | (1,199.37) | - | (353.15) |
| - | - | - | - | - |
| -8596.02 | -9938.43 | -17058.02 | -35068.06 | -1235.15 |
| 48.97 | 48.97 | - | - | - |
| - | - | - | - | - |
| - | - | - | - | - |
| - | - | - | - | (100.00) |
| (66,197.40) | (98,087.59) | (122,599.30) | (155,201.71) | (184,426.54) |
| (12,954.74) | (12,954.74) | (12,954.74) | (12,954.74) | (12,954.74) |
| - | - | - | 58.56 | 58.58 |
| (776,850.00) | (776,850.00) | (776,850.00) | - | - |
| - | - | - | - | - |
| - | - | - | (1,162,054.14) | (1,160,151.61) |
| - | - | - | (23,945.86) | (23,882.00) |
| (278,961.03) | (378,696.01) | (308,218.02) | 157,412.39 | 116,875.14 |
| (1,145,468.22) | (1,278,635.80) | (1,241,469.36) | (1,235,552.84) | (1,269,633.60) |
| (401,226.77) | (401,226.77) | (401,226.77) | (401,226.77) | (401,226.77) |
| (201,217.00) | (201,217.00) | (201,217.00) | (201,217.00) | (201,217.00) |
| (602,443.77) | (602,443.77) | (602,443.77) | (602,443.77) | (602,443.77) |
| (750,286.50) | (750,286.50) | (750,286.50) | (750,286.50) | (750,286.50) |
| (398,349.91) | (398,349.91) | (398,349.91) | (398,349.91) | (398,349.91) |
| (1,148,636.41) | (1,148,636.41) | (1,148,636.41) | (1,148,636.41) | (1,148,636.41) |
| 455,652.17 | 457,567.77 | 459,483.28 | 461,398.78 | 463,314.39 |
| 455,652.17 | 457,567.77 | 459,483.28 | 461,398.78 | 463,314.39 |
| (1,295,428.01) | (1,293,512.41) | (1,291,596.90) | (1,289,681.40) | (1,287,765.79) |
| (4,652,387.60) | (4,656,957.58) | (4,621,013.66) | (4,610,528.69) | (4,647,512.97) |
| - | - | - | - | - |

2018

| | 7 | 8 | 9 | 10 | 11 |
|--|-------------------|-------------------|-------------------|-------------------|-------------------|
| | Jul-18 | Aug-18 | Sep-18 | Oct-18 | Nov-18 |
| | 44,180.00 | 44,180.00 | 44,180.00 | 44,180.00 | 44,180.00 |
| | 16,153.19 | 16,153.19 | 16,153.19 | 16,153.19 | 16,153.19 |
| | 60,333.19 | 60,333.19 | 60,333.19 | 60,333.19 | 60,333.19 |
| | 71,250.05 | 71,250.05 | 71,250.05 | 71,250.05 | 71,250.05 |
| | 1,080.00 | 1,080.00 | 1,080.00 | 1,080.00 | 1,080.00 |
| | 935,239.12 | 935,239.12 | 935,239.12 | 935,239.12 | 935,239.12 |
| | 137,331.46 | 137,331.46 | 137,331.46 | 137,331.46 | 137,331.46 |
| | 38,270.60 | 38,270.60 | 38,270.60 | 38,270.60 | 38,270.60 |
| | - | - | - | - | - |
| | 309352.72 | 309352.72 | 309352.72 | 309352.72 | 309352.72 |
| | 1,492,523.95 | 1,492,523.95 | 1,492,523.95 | 1,492,523.95 | 1,492,523.95 |
| | 55,407.06 | 55,407.06 | 55,407.06 | 55,407.06 | 55,407.06 |
| | 1,854.50 | 1,854.50 | 1,854.50 | 1,854.50 | 1,854.50 |
| | 14,105.04 | 14,105.04 | 14,105.04 | 14,105.04 | 14,105.04 |
| | 4,535.36 | 4,535.36 | 4,535.36 | 4,535.36 | 4,535.36 |
| | 16,092.59 | 16,092.59 | 17,042.89 | 17,042.89 | 17,042.89 |
| | 41,963.48 | 41,963.48 | 41,963.48 | 41,963.48 | 41,963.48 |
| | 133,958.03 | 133,958.03 | 134,908.33 | 134,908.33 | 134,908.33 |
| | 5,000.00 | 5,000.00 | 5,000.00 | 5,000.00 | 5,000.00 |
| | 2003.77 | 2003.77 | 2003.77 | 2003.77 | 2003.77 |
| | 124,788.30 | 124,788.30 | 124,788.30 | 124,788.30 | 124,788.30 |
| | 2,833.21 | 2,833.21 | 2,833.21 | 2,833.21 | 2,833.21 |
| | 641,868.45 | 641,868.45 | 641,868.45 | 641,868.45 | 641,868.45 |
| | 316,734.00 | 316,734.00 | 316,734.00 | 316,734.00 | 316,734.00 |
| | 216.00 | 216.00 | 216.00 | 216.00 | 216.00 |
| | 9,998.74 | 9,998.74 | 9,998.74 | 9,998.74 | 9,998.74 |
| | 54,829.76 | 54,829.76 | 54,829.76 | 54,829.76 | 54,829.76 |
| | 284.49 | 284.49 | 284.49 | 284.49 | 284.49 |
| | - | - | - | - | - |
| | 1,018,899.48 | 1,018,899.48 | 1,018,899.48 | 1,018,899.48 | 1,018,899.48 |
| | 176,678.50 | 176,678.50 | 176,678.50 | 176,678.50 | 176,678.50 |
| | 3700.02 | 3700.02 | 3700.02 | 3700.02 | 3700.02 |
| | 112,957.63 | 112,957.63 | 112,957.63 | 112,957.63 | 112,957.63 |
| | 58,563.07 | 58,563.07 | 58,563.07 | 61,683.14 | 62,052.18 |
| | 85,828.24 | 85,632.98 | 85,707.66 | 85,024.25 | 85,024.25 |
| | 63,032.86 | 62,937.85 | 62,936.67 | 62,936.67 | 62,936.67 |
| | 89,988.61 | 90,328.27 | 90,328.27 | 90,328.27 | 90,328.27 |
| | 184.00 | 184.00 | 184.00 | 184.00 | 184.00 |
| | 14,550.00 | 14,550.00 | 14,550.00 | 14,550.00 | 14,550.00 |
| | 1,495.00 | 1,495.00 | 1,495.00 | 1,495.00 | 1,495.00 |
| | 2,784,434.13 | 2,784,483.52 | 2,784,557.02 | 2,786,993.68 | 2,787,362.72 |

| | | | | |
|----------------|----------------|----------------|----------------|----------------|
| 9,687.95 | 9,687.95 | 9,687.95 | 9,687.95 | 9,687.95 |
| 33,352.88 | 33,352.88 | 33,352.88 | 33,352.88 | 33,352.88 |
| 32,450.75 | 32,450.75 | 25,202.85 | 25,202.85 | 25,202.85 |
| 27,352.18 | 27,352.18 | 24,555.64 | 24,555.64 | 24,555.64 |
| 16,974.54 | 16,974.54 | 16,974.54 | 16,974.54 | 16,974.54 |
| 119,818.30 | 119,818.30 | 109,773.86 | 109,773.86 | 109,773.86 |
| 75,550.65 | 75,550.65 | 75,550.65 | 75,550.65 | 75,550.65 |
| 75,550.65 | 75,550.65 | 75,550.65 | 75,550.65 | 75,550.65 |
| 4,666,618.25 | 4,666,667.64 | 4,657,647.00 | 4,660,083.66 | 4,660,452.70 |
| (1,877,912.76) | (1,886,248.84) | (1,886,508.49) | (1,894,597.31) | (1,903,066.61) |
| 241,203.93 | 241,241.67 | 241,487.55 | 241,834.23 | 241,875.23 |
| 188,986.76 | 189,106.77 | 191,092.09 | 191,374.81 | 191,374.81 |
| 1,447,722.07 | 1,455,900.40 | 1,453,928.85 | 1,461,388.27 | 1,469,816.57 |
| 3,218,896.18 | 3,210,767.24 | 3,203,718.15 | 3,198,695.39 | 3,190,636.13 |
| 827.50 | 827.50 | 1,860.70 | 5,673.70 | 5,673.70 |
| 3,219,723.68 | 3,211,594.74 | 3,205,578.85 | 3,204,369.09 | 3,196,309.83 |
| - | - | - | - | - |
| - | - | - | - | - |
| 10,983.81 | 10,152.35 | 44,747.42 | 14,884.83 | 48,159.12 |
| - | - | - | - | - |
| (494.84) | (928.72) | (108.86) | 194.35 | (515.38) |
| 82,965.00 | 79,300.00 | 75,058.00 | 71,660.00 | 70,221.00 |
| - | - | - | - | - |
| - | - | - | - | - |
| - | - | - | - | - |
| - | - | - | - | - |
| 0 | 0 | 0 | 0 | 0 |
| 0 | 0 | 0 | 0 | 0 |
| 2,198.83 | 2,307.21 | 2,415.60 | 2,623.98 | 1,808.33 |
| - | - | - | - | - |
| 1,215.32 | 1,184.57 | 809.82 | 435.08 | 448.68 |
| 28,295.67 | 14,147.84 | - | - | 56,698.66 |
| 31,709.82 | 17,639.62 | 3,225.42 | 3,059.06 | 58,955.67 |

| | | | | |
|-------------------|-------------------|-------------------|------------------|-------------------|
| 125,163.79 | 106,163.25 | 122,921.98 | 89,798.24 | 176,820.41 |
| 1,234,575.69 | 1,231,775.52 | 1,228,975.35 | 1,226,175.18 | 1,223,375.01 |
| - | - | - | - | - |
| - | - | - | - | - |
| - | - | - | - | - |
| - | - | - | - | - |
| 8,971.34 | 8,971.34 | 8,971.34 | 8,971.34 | 8,971.34 |
| 0 | 0 | 0 | 0 | 0 |
| - | - | - | - | - |
| 0 | 0 | 0 | 0 | 0 |
| 0 | 0 | 0 | 0 | 0 |
| - | - | - | - | - |
| - | - | - | - | - |
| 0 | 0 | 0 | 0 | 0 |
| 3,668.50 | 3,668.50 | 3,668.50 | 3,668.50 | 3,668.50 |
| 0 | 0 | 0 | 0 | 0 |
| 0 | 0 | 0 | 0 | 0 |
| 9534.1 | 9276.78 | 9019.47 | 8762.16 | 8504.85 |
| - | - | - | - | - |
| (3,668.50) | (3,668.50) | (3,668.50) | (3,668.50) | (3,668.50) |
| 1,253,081.13 | 1,250,023.64 | 1,246,966.16 | 1,243,908.68 | 1,240,851.20 |
| - | - | - | - | - |
| 22,264.84 | 22,202.49 | 22,140.14 | 22,077.79 | 22,015.44 |
| 1,275,345.97 | 1,272,226.13 | 1,269,106.30 | 1,265,986.47 | 1,262,866.64 |
| 4620233.44 | 4589984.12 | 4597607.13 | 4560153.8 | 4635996.88 |
| -100 | -100 | -100 | -100 | -100 |
| (1,935,317.84) | (1,935,317.84) | (1,935,317.84) | (1,935,317.84) | (1,935,317.84) |
| 23,553.03 | 23,553.03 | 23,553.03 | 23,553.03 | 23,553.03 |
| (9,934.59) | 3,325.25 | (1,359.97) | 5,694.24 | 5,871.19 |
| (1,921,799.40) | (1,908,539.56) | (1,913,224.78) | (1,906,170.57) | (1,905,993.62) |
| (125,202.69) | (124,997.69) | (124,791.69) | (124,585.69) | (124,378.69) |
| -40882.96 | -40763.77 | -40644.58 | -40525.39 | -40406.2 |
| -166085.65 | -165761.46 | -165436.27 | -165111.08 | -164784.89 |

| | | | | |
|-------------------|-------------------|-------------------|--------------------|-------------------|
| (2,396.00) | (2,406.00) | (2,416.00) | (2,425.00) | (2,434.00) |
| (1,430.28) | (1,430.28) | (1,430.28) | (1,430.28) | (1,430.28) |
| (3,826.28) | (3,836.28) | (3,846.28) | (3,855.28) | (3,864.28) |
| (2,056.10) | (7,824.57) | (589.58) | (10,599.26) | (642.35) |
| 0 | 0 | - | - | 0 |
| -1739.33 | -3478.66 | 0 | -15886.83 | -3478 |
| 0 | 0 | 0 | 0 | 0 |
| - | - | - | - | - |
| (1,123.11) | (1,054.38) | (2,675.02) | (1,107.77) | (2,029.45) |
| - | - | - | - | - |
| -4918.54 | -12357.61 | -3264.6 | -27593.86 | -6149.8 |
| - | - | - | - | - |
| - | - | - | - | - |
| - | - | - | - | - |
| (1,323.83) | (1,657.42) | (4,057.42) | (4,057.42) | (9,057.42) |
| (227,382.64) | (262,456.67) | (287,435.24) | (321,691.08) | (348,213.29) |
| (12,954.74) | (12,954.74) | (12,954.74) | (12,954.74) | (12,954.74) |
| 57.22 | 54.23 | (1,140.73) | (1,152.64) | (1,170.31) |
| - | - | - | - | - |
| - | - | - | - | - |
| (1,157,988.24) | (1,155,947.15) | (1,153,900.61) | (1,151,848.63) | (1,149,791.16) |
| (24,073.74) | (24,137.94) | (24,202.32) | (24,266.85) | (24,331.57) |
| 185,912.61 | 241,545.16 | 253,874.94 | 338,651.92 | 268,502.39 |
| (1,246,498.18) | (1,231,748.42) | (1,236,927.00) | (1,208,768.58) | (1,287,030.18) |
| (401,226.77) | (401,226.77) | (401,226.77) | (401,226.77) | (401,226.77) |
| (201,217.00) | (201,217.00) | (201,217.00) | (201,217.00) | (201,217.00) |
| (602,443.77) | (602,443.77) | (602,443.77) | (602,443.77) | (602,443.77) |
| (750,286.50) | (750,286.50) | (750,286.50) | (750,286.50) | (750,286.50) |
| (398,349.91) | (398,349.91) | (398,349.91) | (398,349.91) | (398,349.91) |
| (1,148,636.41) | (1,148,636.41) | (1,148,636.41) | (1,148,636.41) | (1,148,636.41) |
| 465,229.97 | 467,145.50 | 469,061.10 | 470,976.61 | 472,891.99 |
| 465,229.97 | 467,145.50 | 469,061.10 | 470,976.61 | 472,891.99 |
| (1,285,850.21) | (1,283,934.68) | (1,282,019.08) | (1,280,103.57) | (1,278,188.19) |
| (4,620,233.44) | (4,589,984.12) | (4,597,607.13) | (4,560,153.80) | (4,635,996.88) |
| - | - | - | - | - |

Dec-18

44,180.00
 16,153.19
 60,333.19

 71,250.05
 1,080.00
 935,239.12
 137,331.46
 38,270.60
 -
 309352.72
 1,492,523.95

 55,407.06
 1,651.09
 14,105.04

 -
 17,042.89
 41,963.48
 130,169.56

5,000.00
 2003.77
 124,788.30
 2,833.21
 641,868.45
 316,734.00
 216.00
 9,998.74
 54,829.76
 284.49
 -
 1,018,899.48
176,678.50
 3700.02
 112,957.63
 62,052.18
 84,925.75
 61,709.75
 90,328.27
 184.00
 14,550.00
 1,495.00
 2,786,037.30

9,687.95
33,352.88
25,202.85
24,555.64
16,974.54
109,773.86

75,550.65
75,550.65

4,654,388.51

(1,906,047.48)
241,875.23
191,954.99
1,472,217.26

3,182,171.25

6,707.50

3,188,878.75

-
-

39,644.09
1,939.36

(475.29)
79,549.00
-
-

-
-
0
0

83.33
-
150.00
42,523.99
42,757.32

163,414.48

1,220,574.84

-

-

-

-

8,971.34

0

-

0

0

-

-

0

3,668.50

0

0

8247.53

-

(3,668.50)

1,237,793.71

-

21,953.11

1,259,746.82

4612040.05

-100

(1,935,317.84)

23,553.03

113,900.75

(1,797,964.06)

(124,170.69)

-40287.01

-164457.7

(2,443.00)
(1,430.28)
(3,873.28)

(1,955.60)
0
0
-2257.91
-
(316.97)
-
-4530.48

-

-

-

-

-

(12,954.74)

-

-

-

(1,147,728.22)
(24,396.45)

(72,615.09)

(1,266,098.26)

(508,474.08)
(201,217.00)
(709,691.08)

(750,286.50)
(398,349.91)
(1,148,636.41)

474,807.46
474,807.46

(1,383,520.03)

(4,612,040.05)

-

17,853,974.60 (77,366.69)

Jan-17**Water Sales**

| | | | | |
|--------|-----|------|--------------------------------|------------------|
| 461000 | 001 | 6100 | WATER SALES: BILLED REVENUE | (46,358.26) |
| 461001 | 001 | 6100 | WATER SALES BILLED RECOUPMENT | - |
| 461100 | 001 | 6100 | WATER SALES: UNBILLED REVENUE | (4,256.00) |
| 461200 | 001 | 6100 | WATER SALES-UNBILLED RECOUPMNT | - |
| 462000 | 001 | 6100 | FIRE PROTECTION REVENUE | (16,696.90) |
| 460200 | 001 | 6100 | CBFRR REVENUES | (12,213.25) |
| 460998 | 001 | 6100 | CBFRR REVENUES - CONTRA | 12,213.25 |
| | | | | 67,311.16 |

Other Operating Revenue

| | | | | |
|--------|-----|------|------------------------|---------------|
| 471300 | 001 | 6100 | MISC OPERATING REVENUE | (147.00) |
| | | | | 147.00 |

Total Revenues**67,458.16****Production Expenses**

| | | | | |
|--------|-----|------|--------------------------------|------------------|
| 601100 | 001 | 6105 | OTHER PROD LABOR:TREAT PLANT | - |
| 603500 | 001 | 6105 | OTHER PROD MAT&EXP: SRC/SUPPLY | - |
| 610200 | 001 | 6105 | SUPERINTENDENCE: WTP-PAC | - |
| 610201 | 001 | 6105 | BENEFITS: WTP-PAC | - |
| 623100 | 001 | 6105 | POWER PURCHASED: TRT PLT ELEC | 479.08 |
| 624100 | 001 | 6105 | OPER LABOR: TREATMENT PLANT | 5,241.87 |
| 626100 | 001 | 6105 | OPER EXP T PLANT: MAT & EXP | 65.55 |
| 626110 | 001 | 6105 | OPER EXP T PLANT: GAS/OIL | 2,979.64 |
| 626120 | 001 | 6105 | OPER EXP T PLANT: PHONE | 172.40 |
| 631100 | 001 | 6105 | MAINT STRUCT: TREATMENT PLANT | 99.95 |
| 631500 | 001 | 6105 | MAINT STRUCT: SOURCE OF SUPPLY | 821.83 |
| 633100 | 001 | 6105 | MAINT PUMP EQU: HIGH LIFT ELC | - |
| 633199 | 001 | 6105 | BOOSTER STATION GENERAL MAINT | - |
| 641110 | 001 | 6105 | CHLORINE: TREATMENT PLANT | 619.10 |
| 641120 | 001 | 6105 | ALUM. SULFATE/FERRIC CHLORIDE | 819.00 |
| 641140 | 001 | 6105 | POLYMERS | - |
| 641160 | 001 | 6105 | CORROSION INHIBITOR | 333.63 |
| 641213 | 001 | 6105 | SODA ASH | 862.65 |
| 642200 | 001 | 6105 | LABORATORY EXPENSE | - |
| 642205 | 001 | 6105 | LAB EXPENSE: OUTSIDE TESTING | 10.00 |
| 652200 | 001 | 6105 | MAINT PROC EQU: TRT PLANT | - |
| 652220 | 001 | 6105 | MAINT PROC EQUIP: SCADA & OTHR | 114.95 |
| | | | | 12,619.65 |

Transmission & Distribution Expenses

| | | | | |
|--------|-----|------|-------------------------------|----------|
| 660000 | 001 | 6106 | SUPERINTENDENCE: OPS-PAC | - |
| 660001 | 001 | 6106 | BENEFITS: OPS-PAC | - |
| 662003 | 001 | 6106 | MISC GEN EXPENSE/OPERATIONS | - |
| 662004 | 001 | 6106 | MISC T&D MATERIALS & SUPPLIES | - |
| 662100 | 001 | 6106 | DUTY PAY | 1,108.00 |
| 663100 | 001 | 6106 | METER OPERATING LABOR & EXP | 803.43 |
| 663101 | 001 | 6106 | MOLE: METER REMOVAL | - |

| | | | | |
|--------|-----|------|--------------------------------|------------------|
| 664200 | 001 | 6106 | OTHER EXPENSE ON CUST PREMISIS | - |
| 665100 | 001 | 6106 | SMALL TOOLS EXPENSE | - |
| 665250 | 001 | 6106 | TRANS/EXP: MISCELLANEOUS | - |
| 665400 | 001 | 6106 | GASOLINE | - |
| 673001 | 001 | 6106 | MAINT MAINS: REPAIRS | - |
| 673002 | 001 | 6106 | MAINT MAINS: GATE PROGRAM | - |
| 673003 | 001 | 6106 | MAINT MAINS: FLUSHING LN | - |
| 673004 | 001 | 6106 | MAINT GATES: INSPECTION: PAC | - |
| 675000 | 001 | 6106 | MAINTENANCE: SERVICES | 17,064.54 |
| 676000 | 001 | 6106 | MAINTENANCE: METERS | 116.47 |
| 677001 | 001 | 6106 | MAINTENANCE: HYDRANTS-REPAIRS | - |
| 677002 | 001 | 6106 | MAINTENANCE: HYDRANTS-PAINTING | - |
| 677003 | 001 | 6106 | MAINTENANCE: HYDRANTS-INSPECTN | 10.99 |
| 678000 | 001 | 6106 | MONITOR CONTRACTORS MARKING | 120.86 |
| | | | | 19,224.29 |

Customer Accounts & Collection Expenses

| | | | | |
|--------|-----|------|----------------------------|-----------------|
| 902000 | 001 | 6108 | CUSTOMER ORDS: COLLECTIONS | 217.97 |
| 903000 | 001 | 6108 | CUSTOMER ORDS: COLLECTIONS | - |
| 902001 | 001 | 6108 | METER READING | 171.26 |
| 902098 | 001 | 6108 | METER READING: TRANSFERS | - |
| 902099 | 001 | 6108 | METER READING: EXCEPTIONS | - |
| 902100 | 001 | 6108 | BILLING & ACCOUNTING | 483.41 |
| 903100 | 001 | 6108 | BILLING & ACCOUNTING | - |
| 904000 | 001 | 6108 | UNCOLLECTABLE ACCOUNTS | 2,048.96 |
| | | | | 2,921.60 |

Administrative and General Expense

| | | | | |
|--------|-----|------|--------------------------------|-----------------|
| 921000 | 001 | 6109 | OFFICE SUPPLIES & EXPENSE | 9.21 |
| 921160 | 001 | 6109 | OFFICE SUPPLIES & EXP: PHONE | 350.76 |
| 923000 | 001 | 6109 | OUTSIDE SERVICES | - |
| 924000 | 001 | 6109 | INSURANCE EXPENSE | 1,157.17 |
| 928000 | 001 | 6109 | REGULATORY COMMISSION EXPENSE | 231.34 |
| 930100 | 001 | 6109 | MEETING CONVENTION/MEMBSP FEES | - |
| 930102 | 001 | 6109 | LICENSING FEES | 25.00 |
| 930200 | 001 | 6109 | PUBLIC RELATIONS | - |
| 930300 | 001 | 6109 | MEALS | - |
| 930400 | 001 | 6109 | MISCELLANEOUS GENERAL EXPENSE | - |
| 930410 | 001 | 6109 | CHARITABLE CONTRIBUTIONS | - |
| 950200 | 001 | 6109 | MAINT: OFFICE FURNT & EQUIP | - |
| 950400 | 001 | 6109 | MAINT: MISC GENERAL EQUIP | - |
| 950500 | 001 | 6109 | MAINT COMPUTER EQUIP: PAC | - |
| | | | | 1,773.48 |

Inter Div Management Fee

| | | | | |
|--------|-----|------|---------------------------|------------------|
| 930500 | 001 | 6100 | MAINT COMPUTER EQUIP: PAC | 453.00 |
| 930510 | 001 | 6100 | MAINT COMPUTER EQUIP: PAC | 18,539.00 |
| 930520 | 001 | 6100 | MAINT COMPUTER EQUIP: PAC | - |
| | | | | 18,992.00 |

Total Operating Expenses

55,531.02

Depreciation Expense

| | | | | |
|--------|-----|------|---------------------------|----------|
| 403000 | 001 | 6100 | DEPRECIATION EXPENSE: PAC | 7,937.66 |
|--------|-----|------|---------------------------|----------|

7,937.66

Amortization Expense: CIAC

405300 001 6100 AMORTIZATION EXPENSE: CIAC (2,000.96)

Amortization Expense

407320 001 6100 AMORT EXP - DEFERRED CHARGES 257.40

407100 001 6100 AMORT: ACQUISITION PREMIUM 2,692.33

2,949.73

Taxes Other than Income Tax

408110 001 6100 LOCAL PROPERTY TAXES 21,511.50

21,511.50

Income Tax

409102 001 6100 PROV/FED INC TAX/CURRENT (6,462.24)

409113 001 6100 PROVS FOR NH BUS PRFTS TAX CUR (1,697.76)

410102 001 6100 PROV FEDL INCOME TAX DEFERRED -

410113 001 6100 PROV NH INCOME TAX DEFERRED -

(8,160.00)

Total Operating Deducts

77,768.95

Net Operating Income

(10,310.79)

421000 001 6100 MISC NON-OPERATING INCOME(EXP) -

426000 001 6100 MISC NONUTILITY EXPENSES -

Other Income -

420000 001 6100 AFDUC-INT(DEBT) COMPONENT-PAC -

420100 001 6100 AFUDC - EQUITY COMPONENT - PAC -

427115 001 6100 INTERCOMPANY INTEREST 4,877.89

427300 001 6100 INTEREST EXP: BONDS & NOTES 48.00

428000 001 6100 AMORTIZATION OF DEBT EXPENSE -

419000 001 6100 INTEREST INCOME -

Total Interest **4,925.89**

Net Income Before Dividends

(15,236.68)

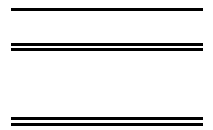
438000 001 6100 DIVIDENDS: COMMON STOCK -

Net Income (Or Loss) - YTD

(15,236.68)

Net Income (Or Loss) - MTD

(15,236.68)



Pittsfield Aqueduct Company
Profit & Loss Statement
For the Twelve Months Ended December 31, 2017

| | 2 | 3 | 4 | 5 | 6 | 7 |
|--|------------------|------------------|------------------|------------------|------------------|------------------|
| | Feb-17 | Mar-17 | Apr-17 | May-17 | Jun-17 | Jul-17 |
| | (44,310.53) | (45,820.98) | (49,780.08) | (44,951.12) | (52,085.28) | (48,027.58) |
| | - | - | - | - | - | - |
| | (1,825.00) | 5,323.00 | (1,073.00) | 2,344.00 | (506.00) | (8,250.00) |
| | - | - | - | - | - | - |
| | (17,001.17) | (16,891.11) | (16,891.11) | (17,798.35) | (17,072.56) | (17,072.56) |
| | (12,213.25) | (12,213.25) | (12,213.25) | (12,213.25) | (12,213.25) | (12,213.25) |
| | 12,213.25 | 12,213.25 | 12,213.25 | 12,213.25 | 12,213.25 | 12,213.25 |
| | 63,136.70 | 57,389.09 | 67,744.19 | 60,405.47 | 69,663.84 | 73,350.14 |
| | (208.00) | (95.00) | (494.00) | (463.00) | (80.00) | (461.00) |
| | 208.00 | 95.00 | 494.00 | 463.00 | 80.00 | 461.00 |
| | 63,344.70 | 57,484.09 | 68,238.19 | 60,868.47 | 69,743.84 | 73,811.14 |
| | - | - | - | - | - | - |
| | - | - | - | - | - | - |
| | - | - | - | - | - | - |
| | - | - | - | - | - | - |
| | 475.37 | 491.63 | 516.02 | 380.91 | 318.98 | 297.86 |
| | 2,833.97 | 6,925.62 | 3,846.46 | 3,786.04 | 4,039.04 | 4,885.37 |
| | 4.68 | 75.01 | - | 255.81 | 15.48 | 265.18 |
| | - | 2,235.55 | 2,011.28 | - | - | - |
| | 173.76 | 173.76 | 174.11 | 174.14 | 174.14 | 174.11 |
| | - | 156.67 | 104.92 | 74.52 | 403.54 | 74.52 |
| | 2,397.95 | 263.00 | 555.30 | 1,883.71 | 5,200.17 | 344.26 |
| | - | - | - | - | - | - |
| | - | - | - | 307.95 | - | - |
| | - | 469.10 | 419.10 | 669.10 | (150.00) | 419.10 |
| | - | - | - | - | - | - |
| | - | - | - | - | - | - |
| | - | 213.87 | - | - | - | 178.22 |
| | - | - | - | - | - | 912.65 |
| | - | - | - | - | - | - |
| | 548.00 | 220.00 | 476.00 | 24.00 | 346.00 | 619.00 |
| | - | 299.22 | 110.67 | 208.82 | - | 420.25 |
| | 229.90 | 373.28 | 114.95 | 949.95 | 114.95 | 114.95 |
| | 6,663.63 | 11,896.71 | 8,328.81 | 8,714.95 | 10,462.30 | 8,705.47 |
| | - | - | - | - | - | - |
| | - | - | - | - | - | - |
| | - | - | - | - | - | - |
| | - | - | - | - | - | - |
| | 1,010.00 | 1,082.00 | 1,084.00 | (4,284.00) | - | - |
| | 819.71 | 44.41 | 60.95 | 431.59 | 2,152.22 | 1,191.97 |
| | - | - | - | - | - | - |


| | | | | | |
|------------------|------------------|------------------|------------------|------------------|------------------|
| - | - | - | - | - | - |
| - | - | - | 291.84 | - | - |
| - | - | - | - | - | - |
| - | - | - | - | - | - |
| 17.18 | - | 362.98 | 2,137.90 | 1,464.18 | 692.46 |
| - | 2,290.61 | - | - | - | - |
| - | - | - | - | - | - |
| - | - | - | - | - | - |
| 603.95 | 2,447.12 | 492.02 | 158.14 | 111.81 | 5,982.20 |
| 116.52 | 202.92 | 88.82 | 213.32 | 590.89 | 354.62 |
| - | - | - | 91.64 | - | - |
| - | - | - | - | 78.96 | (78.96) |
| 492.08 | 667.24 | 1,127.60 | 182.85 | 994.64 | 457.13 |
| - | 235.80 | 262.55 | 220.35 | 425.38 | 517.39 |
| 3,059.44 | 6,970.10 | 3,478.92 | (556.37) | 5,818.08 | 9,116.81 |
| (217.97) | 194.73 | (194.73) | - | 177.19 | - |
| 247.45 | 268.28 | 374.81 | - | - | - |
| 172.72 | 165.81 | 221.87 | 434.07 | 156.56 | 234.13 |
| - | - | - | - | - | - |
| - | - | - | - | - | - |
| (209.64) | (273.77) | - | - | - | (37.78) |
| 745.85 | 764.87 | 494.25 | 460.65 | 841.59 | 490.27 |
| 107.09 | 525.64 | 56.33 | (500.02) | 79.36 | (248.36) |
| 845.50 | 1,645.56 | 952.53 | 394.70 | 1,254.70 | 438.26 |
| 6.44 | 158.74 | 6.90 | 6.90 | 10.46 | 5.73 |
| 308.93 | 299.90 | 300.02 | 299.94 | 300.10 | 300.04 |
| - | - | 627.50 | 638.75 | - | - |
| 867.12 | 577.07 | 587.50 | 654.59 | 863.91 | 867.11 |
| 231.33 | 231.33 | 231.34 | 231.33 | 231.33 | 231.33 |
| - | 7.99 | - | - | - | - |
| 25.00 | 25.00 | 25.00 | 25.00 | 25.00 | 25.00 |
| 9.64 | 11.38 | - | 3.63 | - | - |
| - | - | - | - | - | - |
| - | - | 102.00 | - | - | - |
| - | - | - | - | - | - |
| - | - | - | - | - | - |
| - | - | - | - | - | - |
| - | - | - | - | - | - |
| - | - | - | - | - | - |
| 1,448.46 | 1,311.41 | 1,880.26 | 1,860.14 | 1,430.80 | 1,429.21 |
| 495.00 | 424.00 | 492.00 | 385.00 | 402.00 | 322.00 |
| 11,138.00 | 15,804.00 | 12,653.00 | 12,359.00 | 12,225.00 | 12,670.00 |
| - | - | - | - | - | - |
| 11,633.00 | 16,228.00 | 13,145.00 | 12,744.00 | 12,627.00 | 12,992.00 |
| 23,650.03 | 38,051.78 | 27,785.52 | 23,157.42 | 31,592.88 | 32,681.75 |
| 8,573.42 | 8,568.97 | 8,560.66 | 8,652.84 | 8,651.65 | 8,630.24 |

| | | | | | |
|--------------------|--------------------|--------------------|--------------------|--------------------|--------------------|
| 8,573.42 | 8,568.97 | 8,560.66 | 8,652.84 | 8,651.65 | 8,630.24 |
| (1,915.51) | (1,915.51) | (1,915.51) | (1,915.50) | (1,915.60) | (1,915.58) |
| 257.40 | 257.31 | 257.31 | 257.31 | 257.32 | 257.31 |
| 2,740.25 | 2,740.25 | 2,740.26 | 2,740.25 | 2,740.25 | 2,740.25 |
| 2,997.65 | 2,997.56 | 2,997.57 | 2,997.56 | 2,997.57 | 2,997.56 |
| 19,748.50 | 19,748.50 | 19,748.50 | 17,684.50 | 18,716.50 | 18,716.50 |
| 19,748.50 | 19,748.50 | 19,748.50 | 17,684.50 | 18,716.50 | 18,716.50 |
| 2,488.15 | (3,847.18) | 2,697.99 | 2,465.98 | 2,230.31 | 3,446.24 |
| 653.69 | (1,010.73) | 708.82 | 647.86 | 585.94 | 905.40 |
| - | - | - | - | - | - |
| - | - | - | - | - | - |
| 3,141.84 | (4,857.91) | 3,406.81 | 3,113.84 | 2,816.25 | 4,351.64 |
| 56,195.93 | 62,593.39 | 60,583.55 | 53,690.66 | 62,859.25 | 65,462.11 |
| 7,148.77 | (5,109.30) | 7,654.64 | 7,177.81 | 6,884.59 | 8,349.03 |
| - | - | - | - | - | - |
| - | - | - | - | - | - |
| - | - | - | - | - | - |
| - | - | - | - | - | - |
| 4,947.08 | 4,987.00 | 5,045.62 | 5,019.16 | 5,152.43 | 5,199.08 |
| 112.00 | 112.00 | 112.00 | 112.00 | 143.00 | (799.57) |
| - | - | - | - | - | - |
| - | - | - | - | - | - |
| 5,059.08 | 5,099.00 | 5,157.62 | 5,131.16 | 5,295.43 | 4,399.51 |
| 2,089.69 | (10,208.30) | 2,497.02 | 2,046.65 | 1,589.16 | 3,949.52 |
| - | - | - | - | - | - |
| (13,146.99) | (23,355.29) | (20,858.27) | (18,811.62) | (17,222.46) | (13,272.94) |
| 2,089.69 | (10,208.30) | 2,497.02 | 2,046.65 | 1,589.16 | 3,949.52 |

| | 8 | 9 | 10 | 11 | 12 | |
|--|------------------|------------------|------------------|------------------|------------------|-------------------|
| | Aug-17 | Sep-17 | Oct-17 | Nov-17 | Dec-17 | Total |
| | (49,394.02) | (53,396.74) | (46,585.74) | (46,675.69) | (53,792.14) | (581,178) |
| | - | - | - | - | - | - |
| | 5,151.00 | 2,435.00 | (6,508.00) | 3,724.00 | 749.00 | (2,692) |
| | - | - | - | - | - | - |
| | (17,072.56) | (17,072.56) | (17,072.56) | (17,072.56) | (17,072.56) | (204,787) |
| | (12,213.25) | (12,213.25) | (12,213.25) | (12,213.25) | (12,213.25) | (146,559) |
| | 12,213.25 | 12,213.25 | 12,213.25 | 12,213.25 | 12,213.25 | 146,559 |
| | 61,315.58 | 68,034.30 | 70,166.30 | 60,024.25 | 70,115.70 | 788,656.72 |
| | | | | | | - |
| | (141.00) | (413.00) | (454.00) | (217.00) | (262.00) | (3,435) |
| | 141.00 | 413.00 | 454.00 | 217.00 | 262.00 | 3,435.00 |
| | | | | | | - |
| | 61,456.58 | 68,447.30 | 70,620.30 | 60,241.25 | 70,377.70 | 792,091.72 |
| | | | | | | - |
| | | | | | | - |
| | - | - | - | - | - | - |
| | - | - | - | - | - | - |
| | - | - | - | - | - | - |
| | - | - | - | - | - | - |
| | 280.47 | 322.53 | 277.02 | 310.32 | 863.24 | 5,013 |
| | 4,271.93 | 5,005.43 | 5,450.64 | 4,727.90 | 4,957.67 | 55,972 |
| | (265.18) | - | - | - | 63.66 | 480 |
| | - | - | - | - | 2,430.59 | 9,657 |
| | 179.94 | 179.43 | 181.71 | 181.85 | 181.82 | 2,121 |
| | 46.97 | 89.51 | 1,797.87 | 2,111.79 | 159.95 | 5,120 |
| | 2,134.63 | 747.31 | 568.88 | 1,348.14 | 1,605.76 | 17,871 |
| | - | - | - | - | 764.80 | 765 |
| | - | 1,200.00 | - | - | - | 1,508 |
| | 1,338.10 | - | 469.10 | - | 184.55 | 4,437 |
| | - | - | - | - | - | 819 |
| | - | - | - | - | - | - |
| | 104.68 | 69.79 | - | - | - | 900 |
| | - | - | - | - | - | 1,775 |
| | - | - | - | - | - | - |
| | 263.00 | 186.00 | 381.00 | 259.00 | 125.00 | 3,457 |
| | (60.27) | 934.51 | 1,144.91 | - | 456.22 | 3,514 |
| | 114.95 | 243.73 | 194.93 | 114.95 | 672.08 | 3,354 |
| | 8,409.22 | 8,978.24 | 10,466.06 | 9,053.95 | 12,465.34 | 116,764.33 |
| | | | | | | - |
| | - | - | - | - | - | - |
| | - | - | - | - | - | - |
| | - | - | 62.57 | (6.59) | 15.00 | 71 |
| | - | - | - | - | - | - |
| | - | - | - | - | - | - |
| | 2,105.66 | 1,082.33 | 1,394.16 | 579.05 | 118.00 | 10,783 |
| | - | - | - | - | - | - |

| | | | | | |
|------------------|------------------|------------------|------------------|------------------|-------------------|
| - | - | - | - | - | - |
| - | - | 110.70 | (20.99) | 153.45 | 535 |
| - | - | - | - | - | - |
| - | - | - | - | - | - |
| 224.06 | 3,676.10 | 26.07 | 132.89 | 9,177.83 | 17,912 |
| - | - | 845.09 | - | - | 3,136 |
| - | - | - | - | - | - |
| - | - | - | - | - | - |
| 1,219.48 | 2,171.50 | 806.30 | 2,373.22 | 187.12 | 33,617 |
| 93.56 | 91.43 | 243.81 | 60.95 | 276.08 | 2,449 |
| - | - | 31.26 | - | - | 123 |
| 35.19 | 27.56 | - | - | - | 63 |
| 639.98 | 518.09 | 2,350.15 | 579.03 | 2,456.38 | 10,476 |
| 301.02 | 935.31 | 381.40 | 309.03 | 121.90 | 3,831 |
| 4,618.95 | 8,502.32 | 6,251.51 | 4,006.59 | 12,505.76 | 82,996.40 |
| - | - | - | - | - | - |
| 307.41 | 356.30 | - | - | (840.90) | 0 |
| - | - | - | - | 1,036.52 | 1,927 |
| 186.40 | 160.92 | 335.25 | 152.38 | 110.90 | 2,502 |
| - | - | - | - | - | - |
| - | - | - | - | - | - |
| - | - | - | - | 37.78 | 0 |
| 614.74 | 626.35 | 538.14 | 506.44 | 749.34 | 6,832 |
| 541.74 | 506.20 | 2,662.36 | 590.41 | 494.07 | 6,864 |
| 1,650.29 | 1,649.77 | 3,535.75 | 1,249.23 | 1,587.71 | 18,125.60 |
| - | - | - | - | - | - |
| 9.20 | 5.52 | 364.22 | 6.44 | 774.23 | 1,364 |
| 299.94 | 300.28 | 300.43 | 300.09 | 300.23 | 3,661 |
| - | - | - | - | - | 1,266 |
| 867.12 | 867.12 | 861.57 | 883.73 | 867.78 | 9,922 |
| 131.33 | 181.34 | - | 542.66 | 271.34 | 2,746 |
| - | - | - | - | - | 8 |
| 25.00 | 25.00 | 25.00 | 25.00 | 25.00 | 300 |
| - | - | - | 23.26 | 2.59 | 51 |
| - | - | - | - | - | - |
| - | - | - | - | - | 102 |
| - | - | - | - | - | - |
| - | - | - | - | - | - |
| - | - | - | - | - | - |
| - | - | - | - | 235.08 | 235 |
| 1,332.59 | 1,379.26 | 1,551.22 | 1,781.18 | 2,476.25 | 19,654.26 |
| - | - | - | - | - | - |
| 612.00 | 638.00 | 581.00 | 614.00 | 486.00 | 5,904 |
| 14,895.00 | 13,403.00 | 11,538.00 | 14,248.00 | 16,704.00 | 166,176 |
| - | - | - | - | - | - |
| 15,507.00 | 14,041.00 | 12,119.00 | 14,862.00 | 17,190.00 | 172,080.00 |
| 31,518.05 | 34,550.59 | 33,923.54 | 30,952.95 | 46,225.06 | 409,620.59 |
| - | - | - | - | - | - |
| - | - | - | - | - | - |
| 8,631.36 | 8,424.34 | 8,436.25 | 8,445.16 | 9,877.36 | 103,390 |

| | | | | | |
|--------------------|--------------------|--------------------|--------------------|--------------------|--------------------|
| 8,631.36 | 8,424.34 | 8,436.25 | 8,445.16 | 9,877.36 | 103,389.91 |
| | | | | | - |
| (1,915.52) | (1,915.60) | (1,915.51) | (1,915.50) | (1,915.61) | (23,072) |
| | | | | | - |
| 257.32 | 257.31 | 257.33 | 257.31 | 257.33 | 3,088 |
| 2,740.25 | 2,740.25 | 2,740.27 | 2,740.25 | 2,740.25 | 32,835 |
| 2,997.57 | 2,997.56 | 2,997.60 | 2,997.56 | 2,997.58 | 35,923.07 |
| | | | | | - |
| 18,716.50 | 18,716.50 | 18,716.50 | 7,983.17 | 11,648.83 | 211,656 |
| 18,716.50 | 18,716.50 | 18,716.50 | 7,983.17 | 11,648.83 | 211,656.00 |
| | | | | | - |
| (284.44) | 1,026.25 | 1,908.32 | 2,937.93 | (8,607.31) | - |
| (74.73) | 269.61 | 501.35 | 771.86 | (2,261.31) | - |
| - | - | - | - | 7,872.00 | 7,872 |
| - | - | - | - | 9,181.00 | 9,181 |
| (359.17) | 1,295.86 | 2,409.67 | 3,709.79 | 6,184.38 | 17,053.00 |
| | | | | | - |
| 59,588.79 | 64,069.25 | 64,568.05 | 52,173.13 | 75,017.60 | 754,570.66 |
| | | | | | - |
| 1,867.79 | 4,378.05 | 6,052.25 | 8,068.12 | (4,639.90) | 37,521.06 |
| | | | | | - |
| - | - | - | - | - | - |
| - | - | - | - | - | - |
| - | - | - | - | - | - |
| - | - | - | - | - | - |
| - | - | - | - | - | - |
| - | - | - | - | - | - |
| 5,160.20 | 5,126.17 | 5,088.14 | 5,105.30 | 5,247.02 | 60,955 |
| - | - | - | - | 279.57 | 119 |
| - | - | - | - | - | - |
| - | - | - | - | - | - |
| 5,160.20 | 5,126.17 | 5,088.14 | 5,105.30 | 5,526.59 | 61,074.09 |
| | | | | | - |
| (3,292.41) | (748.12) | 964.11 | 2,962.82 | (10,166.49) | (23,553.03) |
| | | | | | - |
| - | - | - | - | - | - |
| (16,565.35) | (17,313.47) | (16,349.36) | (13,386.54) | (23,553.03) | (23,553.03) |
| (3,292.41) | (748.12) | 964.11 | 2,962.82 | (10,166.49) | - |



Assets

Land

| | |
|--------|------------------------|
| 303100 | LAND |
| 303300 | EASEMENTS - PITTSFIELD |

Structures

| | |
|--------|--------------------------------|
| 304100 | SOURCE OF SUPPLY STRUCTURES |
| 304700 | GENERAL & MISC STRUCTURES |
| 304800 | WATER TREATMENT STRUCTURES |
| 305000 | RESERVOIRS & DAMS |
| 306000 | LAKE, RIVER & OTHER INTAKE-PAC |

| | |
|--------|--------------------------|
| 309000 | SUPPLY MAINS: PITTSFIELD |
|--------|--------------------------|

Equipment

| | |
|--------|----------------------------|
| 310000 | POWER GENERATED EQUIP: PAC |
| 311200 | ELECTRIC PUMPING EQUIPMENT |
| 311210 | PUMPING EQUIP: PUMPS - PAC |

| | |
|--------|--------------------------------|
| 320000 | PURIFICATION SYSTEM EQUIPMENT |
| 320200 | WATER TREATMENT EQUIPMENT: PAC |
| 320310 | WTP EQUIPMENT: MEDIA - PAC |

Transmission & Distribution

| | |
|--------|--------------------------------|
| 331000 | PAVEMENTS - GENERAL |
| 331001 | PAVEMENTS - TRANS MAINS |
| 331002 | PAVEMENTS - DIST MAINS |
| 331003 | PAVEMENTS - GATE VALVES |
| 331100 | MAINS: 6" & LARGER |
| 331150 | DEVEL INSTAL MAINS-6" & LARGER |
| 331200 | MAINS: 4" & UNDER |
| 331250 | GATES: 4" & UNDER |
| 331251 | GATES: 6" & LARGER |
| 331252 | GATES: UNKNOWN SIZE |
| 331300 | DEVEL INSTAL MAINS: 4" & UNDER |
| 331400 | MAINS: UNKNOWN SIZE |
| 331401 | DEVEL INSTAL MAINS:UNKNOWN SZ |
| 333004 | PAVING - SERVICES |
| 333100 | NEW SERVICES |
| 333200 | RENEWED SERVICES |
| 334000 | METERING EQUIPMENT |
| 334100 | RADIOS FOR METERING |
| 335000 | FIRE PROT EQUIP: HYDRANTS |
| 335005 | HYDRANTS - PAVING |
| 335100 | HYDRANTS: CIAC |
| 339000 | OTHER PLANT & MISC EQUIP: PAC |

Miscellaneous Equipment

| | |
|--------|-------------------------------|
| 343000 | SHOP EQUIPMENT |
| 344000 | LABORATORY EQUIPMENT |
| 346000 | COMMUNICATION EQUIPMENT - PAC |
| 347110 | COMPUTER EQUIPMENT |
| 348000 | MISCELLANEOUS GENERAL EQUIP |

Intangible Plant

| | |
|--------|----------------------|
| 301000 | ORGANIZATION EXPENSE |
|--------|----------------------|

Total Plant in Service**Accumulated Depreciation**

| | |
|--------|--------------------------------|
| 108000 | ACCUMULATED DEPRECIATION: PAC |
| 108001 | ACCUM DEPREC: COST OF REM -PAC |
| 108002 | ACCUM DEPRECIATION: LOSS -PAC |

Net Plant in Service**Construction Work in Progress**

| | |
|--------|--------------------------------|
| 105222 | CWIP: CONTRACTOR CLEARING -PAC |
|--------|--------------------------------|

Total Plant**Current Assets****Cash**

| | |
|--------|--------------------------------|
| 131110 | PETTY CASH: PITTSFIELD/NC |
| 131120 | CASH: BANK OF AMERICA OPERATNG |

| | |
|--------|---------------------------|
| 141000 | A/R: BILLED WATER REVENUE |
| 141400 | A/R: MISCELLANEOUS |

| | |
|--------|------------------------------|
| 143901 | ALLOWANCE FOR DOUBTFUL ACCTS |
| 173150 | A/R: UNBILLED WATER REVENUE |
| 173152 | A/R UNBILLED REV: RECOUPMENT |
| 173154 | AR: UNBILLED REV RECOUP 2009 |

Inventory & Supplies

| | |
|--------|-----------------------------|
| 151100 | INVENTORY: PIPES & FITTINGS |
| 151101 | INVENTORY: METERS - PAC |
| 151700 | INVENTORY: PAC |

Prepaid Expenses & Other

| | |
|--------|----------------------------|
| 162100 | PREPAID INSURANCE |
| 162300 | PREPAID PROPERTY TAXES-PAC |
| 162700 | PREPAID EXPENSES |
| 163310 | PREPAID PROPERTY TAXES |

Total Current Assets**Other Assets****Other Deferred Charges**

| | |
|--------|--------------------------------|
| 186100 | ACQUISITION PREMIUM - MARA |
| 186240 | SARBANES-OXLEY |
| 186245 | TILTON HILL ROAD MAIN BREAK |
| 186255 | MAIN BREAK - OCTOBER 2003 |
| 186260 | SOUTH MAIN LEAK RESEARCH |
| 186265 | ABATEMENT |
| 186300 | GRANT APPLICATION - 2008 |
| 186350 | LOUDON RD MAIN BREAK |
| 186360 | FAIRVIEW ROAD MAIN BREAK |
| 186380 | RATE CASE EXPENSE: 2007 |
| 186385 | 2010 DEFERRED RATE CASE EXP |
| 186390 | RATE CASE EXPENSE: 2012 |
| 186450 | CONCORD HILL ROAD SERVICE REPR |
| 186650 | EMINENT DOMAIN |
| 186675 | WEB SITE UPGRADE 2006 |
| 186680 | WEB-SITE UPGRADE 2011 |
| 186285 | BERRY POND BATHYMETRIC SURVEY |
| 186698 | BERRY POND BATHYMETRIC SURVEY |
| 186998 | EMINENT DOMAIN ALLOWANCE |

| | |
|--------|----------------------------|
| 188100 | ACQUISITION PREMIUM - MARA |
|--------|----------------------------|

| | |
|--------|--------------------------|
| 181000 | UNAMORTIZED DEBT EXPENSE |
|--------|--------------------------|

Total Other Assets**Total Assets****Equity and Liabilities****Shareholder's Equity**

| | |
|--------|----------------------------|
| 201100 | COMMON STOCK |
| 211000 | ADDITIONAL PAID IN CAPITAL |

| | |
|--------|-----------------------------|
| 215500 | RETAINED EARNINGS BEG - PAC |
|--------|-----------------------------|

Net Profit or Loss

Total Equity

| | |
|--------|------------------------|
| 221002 | LTD:SRF CATAMOUNT ROAD |
|--------|------------------------|

Long Term Debt**Current Liabilities**

221102 CURRENT PORTION LTD: CATAMOUNT RD
Current Portion of Long Term Debt

231000 ACCOUNTS PAYABLE
184100 CLEARING ACCOUNT
236115 LOCAL PROPERTY TAXES PAYABLE
237110 ACCRUED INTEREST PAYABLE
241300 MISC CURRENT ACCRUED LIABILITY
241350 ACCRUED LIABILITY - RETAINAGE

235250 HARDSHIP CASES: CREDITS

233400 INTERCO PAY/REC: PAC/TSC
233500 INTERCO PAY/REC: PAC/PWS
233800 AP INTERCO PAY/REC:PEU/PAC
233600 INTERCO PAY/REC: PAC/PWW
233650 INTERCO LOAN PWW/PAC: RSF
233700 INTERCO PAY/REC: PAC/PEU
223202 INTERCO ADV-PCP PROM NOTE 5/18
223800 INTERCO LOAN PAC - INTERGRATED

233300 INTERCO PAY/REC: PAC/PCP

Total Current Liabilities

Other Deferred Credits

282200 DEFERRED INCOME TAXES
283100 ACCUM DEFERRED INC TAX - REG LIAB

271200 CONTRIBUTIONS IN AID OF CONST
271201 CIAC-WATER FILTRATION GRANT

Reserve for Amort of CIAC: All

272101 RESERVE FOR AMORT OF CIAC:PAC

Total Deferred Credits

Total Equity & Liabilities

**Pittsfield Aque
Balance
For the Year Ended**

| | 1 | 2 | 3 | 4 | 5 |
|--|---------------------|---------------------|---------------------|---------------------|---------------------|
| | Jan-17 | Feb-17 | Mar-17 | Apr-17 | May-17 |
| | 44,180.00 | 44,180.00 | 44,180.00 | 44,180.00 | 44,180.00 |
| | 16,153.19 | 16,153.19 | 16,153.19 | 16,153.19 | 16,153.19 |
| | 60,333.19 | 60,333.19 | 60,333.19 | 60,333.19 | 60,333.19 |
| | 71,250.05 | 71,250.05 | 71,250.05 | 71,250.05 | 71,250.05 |
| | 1,080.00 | 1,080.00 | 1,080.00 | 1,080.00 | 1,080.00 |
| | 926,599.12 | 926,599.12 | 926,599.12 | 926,599.12 | 926,599.12 |
| | 137,331.46 | 137,331.46 | 137,331.46 | 137,331.46 | 137,331.46 |
| | 38,270.60 | 38,270.60 | 38,270.60 | 38,270.60 | 38,270.60 |
| | - | - | - | - | - |
| | 309,352.72 | 309,352.72 | 309,352.72 | 309,352.72 | 309,352.72 |
| | 1,483,883.95 | 1,483,883.95 | 1,483,883.95 | 1,483,883.95 | 1,483,883.95 |
| | 55,407.06 | 55,407.06 | 55,407.06 | 55,407.06 | 55,407.06 |
| | 1,854.50 | 1,854.50 | 1,854.50 | 1,854.50 | 1,854.50 |
| | 12,505.04 | 12,505.04 | 12,505.04 | 12,505.04 | 14,105.04 |
| | 4,535.36 | 4,535.36 | 4,535.36 | 4,535.36 | 4,535.36 |
| | 6,981.56 | 6,981.56 | 6,981.56 | 6,981.56 | 16,092.59 |
| | 41,963.48 | 41,963.48 | 41,963.48 | 41,963.48 | 41,963.48 |
| | 123,247.00 | 123,247.00 | 123,247.00 | 123,247.00 | 133,958.03 |
| | 5,000.00 | 5,000.00 | 5,000.00 | 5,000.00 | 5,000.00 |
| | 2,003.77 | 2,003.77 | 2,003.77 | 2,003.77 | 2,003.77 |
| | 92,658.30 | 92,658.30 | 92,658.30 | 92,658.30 | 124,788.30 |
| | 2,833.21 | 2,833.21 | 2,833.21 | 2,833.21 | 2,833.21 |
| | 628,338.00 | 628,338.00 | 628,338.00 | 628,338.00 | 641,868.44 |
| | 316,734.00 | 316,734.00 | 316,734.00 | 316,734.00 | 316,734.00 |
| | 216.00 | 216.00 | 216.00 | 216.00 | 216.00 |
| | 9,528.99 | 9,528.99 | 9,528.99 | 9,528.99 | 9,528.99 |
| | 49,379.13 | 49,379.13 | 49,379.13 | 49,379.13 | 49,379.13 |
| | 754.24 | 754.24 | 754.24 | 754.24 | 754.24 |
| | - | - | - | - | - |
| | 1,018,899.48 | 1,018,899.48 | 1,018,899.48 | 1,018,899.48 | 1,018,899.48 |
| | 176,678.50 | 176,678.50 | 176,678.50 | 176,678.50 | 176,678.50 |
| | 3,700.02 | 3,700.02 | 3,700.02 | 3,700.02 | 3,700.02 |
| | 110,817.38 | 110,817.38 | 110,817.38 | 110,817.38 | 110,817.38 |
| | 58,563.07 | 58,563.07 | 58,563.07 | 58,563.07 | 58,563.07 |
| | 87,959.07 | 87,959.07 | 87,151.65 | 87,151.65 | 87,151.65 |
| | 62,488.49 | 62,488.49 | 62,488.49 | 62,616.27 | 62,708.09 |
| | 86,234.66 | 86,234.66 | 86,234.66 | 86,234.66 | 86,234.66 |
| | 184.00 | 184.00 | 184.00 | 184.00 | 184.00 |
| | 14,550.00 | 14,550.00 | 14,550.00 | 14,550.00 | 14,550.00 |
| | 1,495.00 | 1,495.00 | 1,495.00 | 1,495.00 | 1,495.00 |
| | 2,729,015.31 | 2,729,015.31 | 2,728,207.89 | 2,728,335.67 | 2,774,087.93 |

| | | | | |
|---------------------|---------------------|---------------------|---------------------|---------------------|
| 9,687.95 | 9,687.95 | 9,687.95 | 9,687.95 | 9,687.95 |
| 33,352.88 | 33,352.88 | 33,352.88 | 33,352.88 | 33,352.88 |
| 32,450.75 | 32,450.75 | 32,450.75 | 32,450.75 | 32,450.75 |
| 27,788.24 | 27,788.24 | 27,788.24 | 27,788.24 | 27,788.24 |
| 16,974.54 | 16,974.54 | 16,974.54 | 16,974.54 | 16,974.54 |
| 120,254.36 | 120,254.36 | 120,254.36 | 120,254.36 | 120,254.36 |
| 75,550.65 | 75,550.65 | 75,550.65 | 75,550.65 | 75,550.65 |
| 75,550.65 | 75,550.65 | 75,550.65 | 75,550.65 | 75,550.65 |
| 4,592,284.46 | 4,592,284.46 | 4,591,477.04 | 4,591,604.82 | 4,648,068.11 |
| (1,725,555.14) | (1,734,128.56) | (1,742,212.01) | (1,750,772.67) | (1,759,425.51) |
| 232,962.60 | 232,962.60 | 232,962.60 | 232,962.60 | 239,048.32 |
| 187,312.11 | 187,312.11 | 187,634.01 | 187,634.01 | 187,634.01 |
| 1,305,280.43 | 1,313,853.85 | 1,321,615.40 | 1,330,176.06 | 1,332,743.18 |
| 3,287,004.03 | 3,278,430.61 | 3,269,861.64 | 3,261,428.76 | 3,315,324.93 |
| 14,860.82 | 14,860.82 | 18,574.02 | 17,142.22 | 827.50 |
| 3,301,864.85 | 3,293,291.43 | 3,288,435.66 | 3,278,570.98 | 3,316,152.43 |
| - | - | - | - | - |
| - | - | - | - | - |
| 21,468.37 | 18,252.54 | 15,556.48 | 23,811.04 | 19,190.43 |
| - | - | - | - | - |
| 107.09 | - | (525.64) | (56.33) | - |
| 78,057.00 | 79,882.00 | 74,559.00 | 75,632.00 | 73,288.00 |
| - | - | - | - | - |
| - | - | - | - | - |
| - | - | - | - | - |
| - | - | - | - | - |
| 104.05 | - | 1,854.35 | 987.23 | 2,100.93 |
| - | - | - | - | - |
| 1,962.66 | 1,581.33 | 1,200.00 | 1,050.00 | 1,131.33 |
| 35,735.00 | 17,867.50 | - | - | - |
| 37,801.71 | 19,448.83 | 3,054.35 | 2,037.23 | 3,232.26 |

| | | | | |
|-----------------------|-----------------------|-----------------------|-----------------------|-----------------------|
| 137,434.17 | 117,583.37 | 92,644.19 | 101,423.94 | 95,710.69 |
| 1,284,259.75 | 1,281,519.50 | 1,278,779.25 | 1,276,038.99 | 1,273,298.74 |
| - | - | - | - | - |
| - | - | - | - | - |
| - | - | - | - | - |
| 4,081.94 | 4,138.94 | 4,167.44 | 4,224.44 | 4,623.44 |
| - | - | - | - | - |
| - | - | - | - | - |
| - | - | - | - | - |
| - | - | - | - | - |
| - | - | - | - | - |
| 3,668.50 | 3,668.50 | 3,668.50 | 3,668.50 | 3,668.50 |
| - | - | - | - | - |
| - | - | - | - | - |
| 14,165.88 | 13,908.48 | 13,651.17 | 13,393.86 | 13,136.55 |
| - | - | - | - | - |
| (3,668.50) | (3,668.50) | (3,668.50) | (3,668.50) | (3,668.50) |
| 1,302,507.57 | 1,299,566.92 | 1,296,597.86 | 1,293,657.29 | 1,291,058.73 |
| - | - | - | - | - |
| 20,207.67 | 20,207.67 | 20,207.67 | 20,207.67 | 20,207.67 |
| 1,322,715.24 | 1,319,774.59 | 1,316,805.53 | 1,313,864.96 | 1,311,266.40 |
| 4,762,014.26 | 4,730,649.39 | 4,697,885.38 | 4,693,859.88 | 4,723,129.52 |
| (100.00) | (100.00) | (100.00) | (100.00) | (100.00) |
| (2,185,203.59) | (2,064,823.84) | (2,064,823.84) | (2,064,823.84) | (2,064,823.84) |
| (3,028.35) | - | - | - | - |
| 15,236.68 | 13,146.99 | 23,355.29 | 20,858.27 | 18,811.62 |
| (2,173,095.26) | (2,051,776.85) | (2,041,568.55) | (2,044,065.57) | (2,046,112.22) |
| (134,462.69) | (134,462.69) | (134,462.69) | (134,462.69) | (134,462.69) |
| (134,462.69) | (134,462.69) | (134,462.69) | (134,462.69) | (134,462.69) |

| | | | | |
|-----------------------|-----------------------|-----------------------|-----------------------|-----------------------|
| - | - | - | - | - |
| - | - | - | - | - |
| (5,917.07) | (973.25) | (4,460.90) | (3,083.16) | (35,707.62) |
| - | - | - | - | - |
| (1,881.00) | (3,762.00) | (5,643.00) | (19,748.50) | (37,433.00) |
| (2,578.00) | (2,690.00) | (2,802.00) | (2,914.00) | (3,026.00) |
| - | (523.81) | - | (569.94) | (291.84) |
| (10,336.04) | (10,336.04) | (10,336.04) | (10,336.04) | (14,006.04) |
| (20,712.11) | (18,285.10) | (23,241.94) | (36,651.64) | (90,464.50) |
| - | - | - | - | 48.97 |
| - | - | - | - | - |
| - | - | - | - | - |
| - | - | - | (627.50) | (627.50) |
| (45,882.82) | (66,349.63) | (98,036.03) | (119,658.00) | (149,318.00) |
| (12,954.74) | (12,954.74) | (12,954.74) | (12,954.74) | (12,954.74) |
| - | - | - | (0.39) | (1.17) |
| (776,850.00) | (776,850.00) | (776,850.00) | (776,850.00) | (776,850.00) |
| - | - | - | - | - |
| (294,620.39) | (368,449.64) | (311,166.20) | (270,899.63) | (216,613.45) |
| (1,151,020.06) | (1,242,889.11) | (1,222,248.91) | (1,217,641.90) | (1,246,780.39) |
| (585,549.95) | (585,549.95) | (585,549.95) | (585,549.95) | (585,549.95) |
| - | - | - | - | - |
| (585,549.95) | (585,549.95) | (585,549.95) | (585,549.95) | (585,549.95) |
| (750,286.50) | (750,286.50) | (750,286.50) | (750,286.50) | (750,286.50) |
| (398,349.91) | (398,349.91) | (398,349.91) | (398,349.91) | (398,349.91) |
| (1,148,636.41) | (1,148,636.41) | (1,148,636.41) | (1,148,636.41) | (1,148,636.41) |
| 430,750.11 | 432,665.62 | 434,581.13 | 436,496.64 | 438,412.14 |
| 430,750.11 | 432,665.62 | 434,581.13 | 436,496.64 | 438,412.14 |
| (1,303,436.25) | (1,301,520.74) | (1,299,605.23) | (1,297,689.72) | (1,295,774.22) |
| (4,762,014.26) | (4,730,649.39) | (4,697,885.38) | (4,693,859.88) | (4,723,129.52) |
| - | - | - | - | - |

duct Company
 Sheet
 December 31, 2017

| | 6 | 7 | 8 | 9 | 10 |
|--|---------------------|---------------------|---------------------|---------------------|---------------------|
| | Jun-17 | Jul-17 | Aug-17 | Sep-17 | Oct-17 |
| | 44,180.00 | 44,180.00 | 44,180.00 | 44,180.00 | 44,180.00 |
| | 16,153.19 | 16,153.19 | 16,153.19 | 16,153.19 | 16,153.19 |
| | 60,333.19 | 60,333.19 | 60,333.19 | 60,333.19 | 60,333.19 |
| | 71,250.05 | 71,250.05 | 71,250.05 | 71,250.05 | 71,250.05 |
| | 1,080.00 | 1,080.00 | 1,080.00 | 1,080.00 | 1,080.00 |
| | 926,599.12 | 926,599.12 | 926,599.12 | 926,599.12 | 926,599.12 |
| | 137,331.46 | 137,331.46 | 137,331.46 | 137,331.46 | 137,331.46 |
| | 38,270.60 | 38,270.60 | 38,270.60 | 38,270.60 | 38,270.60 |
| | - | - | - | - | - |
| | 309,352.72 | 309,352.72 | 309,352.72 | 309,352.72 | 309,352.72 |
| | 1,483,883.95 | 1,483,883.95 | 1,483,883.95 | 1,483,883.95 | 1,483,883.95 |
| | 55,407.06 | 55,407.06 | 55,407.06 | 55,407.06 | 55,407.06 |
| | 1,854.50 | 1,854.50 | 1,854.50 | 1,854.50 | 1,854.50 |
| | 14,105.04 | 14,105.04 | 14,105.04 | 14,105.04 | 14,105.04 |
| | 4,535.36 | 4,535.36 | 4,535.36 | 4,535.36 | 4,535.36 |
| | 16,092.59 | 16,092.59 | 16,092.59 | 16,092.59 | 16,092.59 |
| | 41,963.48 | 41,963.48 | 41,963.48 | 41,963.48 | 41,963.48 |
| | 133,958.03 | 133,958.03 | 133,958.03 | 133,958.03 | 133,958.03 |
| | 5,000.00 | 5,000.00 | 5,000.00 | 5,000.00 | 5,000.00 |
| | 2,003.77 | 2,003.77 | 2,003.77 | 2,003.77 | 2,003.77 |
| | 124,788.30 | 124,788.30 | 124,788.30 | 124,788.30 | 124,788.30 |
| | 2,833.21 | 2,833.21 | 2,833.21 | 2,833.21 | 2,833.21 |
| | 641,868.44 | 641,868.44 | 641,868.44 | 641,868.44 | 641,868.44 |
| | 316,734.00 | 316,734.00 | 316,734.00 | 316,734.00 | 316,734.00 |
| | 216.00 | 216.00 | 216.00 | 216.00 | 216.00 |
| | 9,528.99 | 9,528.99 | 9,528.99 | 9,528.99 | 9,528.99 |
| | 49,379.13 | 49,379.13 | 49,379.13 | 49,379.13 | 49,379.13 |
| | 754.24 | 754.24 | 754.24 | 754.24 | 754.24 |
| | - | - | - | - | - |
| | 1,018,899.48 | 1,018,899.48 | 1,018,899.48 | 1,018,899.48 | 1,018,899.48 |
| | 176,678.50 | 176,678.50 | 176,678.50 | 176,678.50 | 176,678.50 |
| | 3,700.02 | 3,700.02 | 3,700.02 | 3,700.02 | 3,700.02 |
| | 110,817.38 | 110,817.38 | 110,817.38 | 110,817.38 | 110,817.38 |
| | 58,563.07 | 58,563.07 | 58,563.07 | 58,563.07 | 58,563.07 |
| | 86,761.13 | 87,273.45 | 87,524.62 | 85,408.30 | 85,408.30 |
| | 62,708.09 | 62,708.09 | 62,708.09 | 62,642.48 | 62,734.95 |
| | 86,234.66 | 86,234.66 | 86,234.66 | 86,234.66 | 86,234.66 |
| | 184.00 | 184.00 | 184.00 | 184.00 | 184.00 |
| | 14,550.00 | 14,550.00 | 14,550.00 | 14,550.00 | 14,550.00 |
| | 1,495.00 | 1,495.00 | 1,495.00 | 1,495.00 | 1,495.00 |
| | 2,773,697.41 | 2,774,209.73 | 2,774,460.90 | 2,772,278.97 | 2,772,371.44 |

| | | | | |
|---------------------|---------------------|---------------------|---------------------|---------------------|
| 9,687.95 | 9,687.95 | 9,687.95 | 9,687.95 | 9,687.95 |
| 33,352.88 | 33,352.88 | 33,352.88 | 33,352.88 | 33,352.88 |
| 32,450.75 | 32,450.75 | 32,450.75 | 32,450.75 | 32,450.75 |
| 27,788.24 | 27,788.24 | 27,788.24 | 27,788.24 | 27,788.24 |
| 16,974.54 | 16,974.54 | 16,974.54 | 16,974.54 | 16,974.54 |
| 120,254.36 | 120,254.36 | 120,254.36 | 120,254.36 | 120,254.36 |
| 75,550.65 | 75,550.65 | 75,550.65 | 75,550.65 | 75,550.65 |
| 75,550.65 | 75,550.65 | 75,550.65 | 75,550.65 | 75,550.65 |
| 4,647,677.59 | 4,648,189.91 | 4,648,441.08 | 4,646,259.15 | 4,646,351.62 |
| (1,767,852.81) | (1,776,483.05) | (1,785,114.41) | (1,792,342.37) | (1,800,778.62) |
| 239,048.32 | 239,105.24 | 239,133.15 | 239,133.15 | 239,133.15 |
| 187,800.18 | 187,800.18 | 187,800.18 | 188,785.73 | 188,785.73 |
| 1,341,004.31 | 1,349,577.63 | 1,358,181.08 | 1,364,423.49 | 1,372,859.74 |
| 3,306,673.28 | 3,298,612.28 | 3,290,260.00 | 3,281,835.66 | 3,273,491.88 |
| 827.50 | 827.50 | 827.50 | 827.50 | 827.50 |
| 3,307,500.78 | 3,299,439.78 | 3,291,087.50 | 3,282,663.16 | 3,274,319.38 |
| - | - | - | - | - |
| - | - | - | - | - |
| 42,151.56 | 22,213.52 | 20,536.38 | 28,465.50 | 17,318.27 |
| - | - | - | - | - |
| (235.51) | - | (554.18) | (506.37) | (936.62) |
| 73,794.00 | 82,044.00 | 76,893.00 | 74,458.00 | 80,966.00 |
| - | - | - | - | - |
| - | - | - | - | - |
| - | - | - | - | - |
| - | - | - | - | - |
| 2,228.59 | 2,353.05 | 2,477.50 | 2,701.95 | 1,834.86 |
| - | - | - | - | - |
| 1,050.00 | 900.00 | 931.34 | 600.00 | 450.00 |
| 50,506.50 | 33,671.00 | 16,835.50 | - | - |
| 53,785.09 | 36,924.05 | 20,244.34 | 3,301.95 | 2,284.86 |

| | | | | |
|-----------------------|-----------------------|-----------------------|-----------------------|-----------------------|
| 169,495.14 | 141,181.57 | 117,119.54 | 105,719.08 | 99,632.51 |
| 1,270,558.49 | 1,267,818.24 | 1,265,077.99 | 1,262,337.74 | 1,259,597.47 |
| - | - | - | - | - |
| - | - | - | - | - |
| - | - | - | - | - |
| - | - | - | - | - |
| 5,763.44 | 8,401.34 | 8,857.34 | 8,971.34 | 8,971.34 |
| - | - | - | - | - |
| - | - | - | - | - |
| - | - | - | - | - |
| - | - | - | - | - |
| - | - | - | - | - |
| - | - | - | - | - |
| 3,668.50 | 3,668.50 | 3,668.50 | 3,668.50 | 3,668.50 |
| - | - | - | - | - |
| - | - | - | - | - |
| 12,879.23 | 12,621.92 | 12,364.60 | 12,107.29 | 11,849.96 |
| - | - | - | - | - |
| (3,668.50) | (3,668.50) | (3,668.50) | (3,668.50) | (3,668.50) |
| 1,289,201.16 | 1,288,841.50 | 1,286,299.93 | 1,283,416.37 | 1,280,418.77 |
| - | - | - | - | - |
| 20,207.67 | 20,207.67 | 20,207.67 | 20,207.67 | 20,207.67 |
| 1,309,408.83 | 1,309,049.17 | 1,306,507.60 | 1,303,624.04 | 1,300,626.44 |
| 4,786,404.75 | 4,749,670.52 | 4,714,714.64 | 4,692,006.28 | 4,674,578.33 |
| (100.00) | (100.00) | (100.00) | (100.00) | (100.00) |
| (2,064,823.84) | (2,064,823.84) | (2,064,823.84) | (2,064,823.84) | (2,064,823.84) |
| - | - | - | - | - |
| 17,222.46 | 13,272.94 | 16,565.35 | 17,313.47 | 16,349.36 |
| (2,047,701.38) | (2,051,650.90) | (2,048,358.49) | (2,047,610.37) | (2,048,574.48) |
| (171,162.69) | (171,162.69) | (171,162.69) | (171,162.69) | (171,162.69) |
| (171,162.69) | (171,162.69) | (171,162.69) | (171,162.69) | (171,162.69) |

TAB 11

PEU

Filing Requirement Schedules

Puc 1604.06 and Puc 1604.07

Regarding: Puc 1604.07(a)(11) Schedule 3 - Rate Base; Puc 1604.07(a)(12) Schedule 3A - Working Capital; and Puc 1604.07(a)(13) Schedule 3 Attachment - Pro Forma Adjustment Rate Base; these schedules are no longer included in PWW's rate filings because of prior approvals to no longer produce these schedules as follows:

(1) In PWW's last rate case, the Commission agreed that "return on rate base and depreciation components no longer pertain to PWW because, under PWW's current ratemaking methodology, a debt service component effectively replaced return on rate base and depreciation expense." See, Secretarial Letter dated May 31, 2019 in Docket No. DW 19-084 granting waiver of Puc 1604.07(a) (11)-(13).

(2) As to future PWW rate cases, the settlement agreement approved by the Commission in Order No. 26,383 (July 24, 2020) in Docket No. DW 19-084 stated: "[t]he Settling Parties agree and recommend that the Commission require PWW to file its subsequent rate cases in accordance with the procedures and methodologies described in this Agreement, unless otherwise modified by the Commission, and consistent with the computations set forth in the exhibits and attachments to this Agreement." See, Docket No. DW 19-084, Exhibit 9, Settlement Agreement at 52 (emphasis added). See also, Order No. 26,383, where the Commission approved this term: "[w]e expect that future rate case proceedings will follow the procedures and methodologies outlines in the Settlement Agreement and incorporate those terms into this order by reference." Order at 18.

PENNICHUCK EAST UTILITY, INC.
Rate Impact on Average Single Family Residential Customer (7)

| | <u>DW20-156 Rate Model</u> |
|--|--------------------------------|
| Overall Revenue Requirement (1)(3) | <u>\$ 12,978,727</u> |
| Current Water Revenues with CBFRR, excluding Capital Recovery Surcharge (1)(3) | <u>\$ 10,458,048</u> |
| Overall Revenue % Increase | 24.10% |

Base Rates (2):

| | Base Rates (2) | Proposed Rates (6) |
|---|-----------------|--------------------|
| Monthly 5/8 inch Meter Customer Charge | \$ 22.56 | \$ 28.00 |
| Monthly Volumetric Charge based on Usage (4) | <u>\$ 63.08</u> | <u>\$ 78.28</u> |
| Total Average Single Family Residential Monthly Bill | <u>\$ 85.64</u> | <u>\$ 106.28</u> |
| Current Monthly QCPAC Surcharge (5) | <u>\$ 5.40</u> | |
| Total Average Single Family Residential Monthly Bill with QCPAC | <u>\$ 91.04</u> | |

Customer Impact from New Rates:

| | | | |
|---|-----------------|--|--------|
| Increase to the Total Average Single Family Residential Base Monthly Bill | \$ 20.64 | over tariffed Step rates granted in DW20-156 or | 24.10% |
| Increase to the Total Average Single Family Residential Monthly Bill | \$ 15.24 | over tariffed Step rates granted in DW20-156 plus the 2021, 2022 and 2023 QCPACs | 17.79% |

Notes:

- (1) Overall Revenue Requirement using DW20-156 Rate methodology. Rate is exclusive of the NCCRS
- (2) The Base rates reflect the current tariffed rates granted in DW20-156. The base rates do not include the impact of the QCPAC surcharges for 2021, 2022 and 2023 capital investments.
- (3) The Overall Revenue requirement increase requested is exclusive of the Capital Recovery Surcharge Revenues.
- (4) Base Volumetric Charge per CCF \$ 9.50
Average Single Family Residential Monthly Usage (CCF)(7) 6.64 79.68
- (5) Based on the QCPACs granted in DW21-022, 22-005 and being sought in DW23-013 for used and useful 2020, 2021 and 2022 Capex.
The impact of these QCPACs is a 6.31% surcharge over the permanent rates granted in DW20-156
- (6) The base volumetric rate per CCF granted in DW20-156 \$ 9.50
The monthly 5/8" fixed meter charge granted in DW20-156 \$ 22.56 per month
- (7) The Average Single family monthly usage reflects the 5 year single family average usage (exclusive of the North Country customers) between 2018 and 2022 divided by 12.

Pennichuck East Utilities, Inc.
Schedule A
Computation of Revenue Deficiency
For The Twelve Months Ended December 31, 2022

Schedule A

| | 12 Months Ending 12/31/22 | PRO FORMA Adjustments to 2022 Test Year | PRO FORMA 12 Months Ending 12/31/22 | Perm Rate PRO FORMA Adjustments based on FIVE YEAR AVE | Perm Rate Based on Five Year Ave |
|---|------------------------------|---|---|---|-------------------------------------|
| City Bond Expense | \$ 926,309 (1) | \$ - | \$ 926,309 | \$ - | \$ 926,309 |
| Operating Expenses (OE) | \$ 9,197,197 (2) | \$ (420,952) (7) | \$ 8,776,245 | \$ (127,209) (13) | \$ 8,649,036 |
| Less Non Material Operating Expenses | \$ 40,053 (3) | \$ - | \$ 40,053 | | \$ 40,053 |
| Less Amortization Expense | \$ 67,980 | \$ - | \$ 67,980 | \$ - | \$ 67,980 |
| OE's subject to Material Operating Expense Factor (MOEF) | \$ 9,089,164 | | \$ 8,668,212 | | \$ 8,541,003 |
| MOEF | 1.04 (4) | | 1.1010 | | 1.1010 |
| Material Operating Expenses with MOEF | \$ 9,452,731 | | \$ 9,543,701 | | \$ 9,403,644 |
| Add back Non Material Operating Expenses | \$ 40,053 | \$ - | \$ 40,053 | | \$ 40,053 |
| Add back Amortization Expense | \$ 67,980 | \$ - | \$ 67,980 | | \$ 67,980 |
| Total Operating Expenses with MOEF | \$ 9,560,764 | | \$ 9,651,734 | | \$ 9,511,677 |
| Debt Service Revenue Requirement (DSRR 1.0) | \$ 2,231,610 (5) | \$ (95,636) (8) | \$ 2,135,974 | \$ 236,722 (15) | \$ 2,370,036 |
| Principal and Interest Coverage Requirement | 1.10 (6) | | 1.10 | | 1.10 |
| Total Debt Service Revenue Requirement including the .01 DSRR | \$ 2,454,771 | \$ - | \$ 2,349,571 | \$ - | \$ 2,607,039 |
| Total Revenue Requirement, exclusive of NCCRS revenues before RSF (Credit)/Debit | \$ 12,941,844 | | \$ 12,927,614 | | \$ 13,045,026 |
| (Credit)/Debit for refill of RSF accounts to impest levels | \$ - | | \$ (34,165) | \$ - (14) | \$ - |
| Required Total Revenue Requirement, exclusive of NCCRS revenues | \$ 12,941,844 | | \$ 12,893,449 | | \$ 13,045,026 |
| NCCRS Revenue Requirement per DW17-128 | \$ 179,140 | | \$ 178,915 | | \$ 178,915 |
| Required Total Revenue Requirement, inclusive of NCCRS revenues | \$ 13,120,984 | | \$ 13,072,364 | | \$ 13,223,941 |
| Less Other Operating Revenues | \$ 32,069 | \$ 34,229 (9) | \$ 66,298 | \$ - | \$ 66,298 |
| Revenues required from Customer Classes inclusive of NCCRS | \$ 13,088,914 | | \$ 13,006,066 | | \$ 13,157,642 |
| NCCRS Revenue Requirement per DW17-128 | \$ 178,915 | \$ - | \$ 178,915 | \$ - | \$ 178,915 |
| Revenues required from Customer Classes exclusive of NCCRS | \$ 12,909,999 | | \$ 12,827,151 | | \$ 12,978,727 |
| Total Current Revenues from Customer Classes, exclusive of QCPAC Revenues | \$ 11,966,033 | \$ (936,385) (11) | \$ 11,029,648 | \$ (392,460) (16) | \$ 10,637,188 |
| Less NCCRS Revenues | \$ 179,140 | | \$ 179,140 | | \$ 179,140 |
| Current Revenues from Customer Classes exclusive of NCCRS | \$ 11,786,894 | | \$ 10,850,508 | | \$ 10,458,048 |
| Revenue Increase from Customer Classes | \$ 1,123,106 | | \$ 1,976,643 | | \$ 2,520,679 |
| Proposed Percent Revenue Increase | 9.53% | | 18.22% | | 24.10% |
| Total QCPAC Revenues | \$ 506,350 | \$ (66,343) (12) | \$ 439,808 | \$ - | \$ 439,808 |
| Current Water Revenues from all Customer Classes Inclusive of QCPAC, exclusive of NCCRS | \$ 12,293,244 | | \$ 11,290,316 | | \$ 10,897,856 |
| Proposed Effective Percent Customer Class Revenue Increase after removing QCPAC revenues that are already or projected to be collected (21) | 5.02% | | 13.61% | | 19.09% |

Notes:

- (1) The CBFRR includes the revenues necessary to repay the City Bond per Sch 1 Attach A page 2
- (2) Material Operating Expense Revenue requirement is the sum of the Total Operating Expenses, Property Tax Expense, and Amortization Expense from Sch 1
- (3) The 12/31/2022 non material operating expenses. See Tab titled "2022 Non MOE" for calculation of these expenses.
- (4) The Material Operating Expense Factor (MOEF) approved in DW20-156
- (5) Annual Principal and Interest payments for debt associated with all plant in service as of 12/31/2022 per 1604.08, Schedule 5 less P&I associated with NCCRS debt

Pennichuck East Utility, Inc.
Overall Rate of Return
For the Twelve Months Ended December 31, 2022

Rate of Return - Sch 1A

| <u>Capital Component</u> | Post Acquisition Amount | Post Acquisition Component Ratio | Post Acquisition Component Cost Rate | Post Acquisition Average Cost Rate |
|-------------------------------|----------------------------|--|---|---|
| Long-term Debt | \$ 29,780,574 | 82.86% | 3.61% | (2) 2.99% |
| Intercompany Debt | \$ 5,477,249 | 15.24% | 2.90% | 0.44% |
| Preferred Stock | \$ - | 0.00% | 0.00% | 0.00% |
| Common Equity | \$ 682,985 | 1.90% | 6.12% | (1) 0.12% |
| Overall Rate of Return | \$ 35,940,808 | 100.00% | | 3.55% |

Notes:

(1) The return on equity based on Order 25,292 in DW 11-026 is as follows:

| | |
|-------------------------------------|--------------|
| Average 2022 30 year Treasury bonds | 3.12% |
| Plus 3.0% | 3.00% |
| Total | <u>6.12%</u> |

(2) Per Order 25,230 in DW 10-091, the interest rate as reflected on Schedules 5 is calculated on debt net of debt issuance costs

PENNICHUCK EAST UTILITY, INC.
OPERATING INCOME STATEMENT
For the Twelve Months Ended December 31, 2022

Schedule 1

| | Account Number | TWELVE MONTHS 12/31/22 | PRO FORMA Adjustments to Test Year | PRO FORMA MONTHS 12/31/22 | PRO FORMA Adjustments based on Five Year Ave | PRO FORMA 12 Months Based on Five Year Ave 12/31/2022 | TWELVE MONTHS 12/31/21 ⁽⁹⁾ | TWELVE MONTHS 12/31/20 ⁽⁹⁾ |
|---|--------------------|------------------------|------------------------------------|---------------------------|--|---|---------------------------------------|---------------------------------------|
| Water Sales, less QCPAC Revenues, includes NCCRS | 460 to 462 | \$ 11,966,033 | \$ (936,385) (12) | \$ 11,029,648 | \$ (392,460) (7) | \$ 10,637,188 | \$ 9,591,016 | \$ 9,519,286 |
| QCPAC Revenues | | \$ 506,350 | \$ (66,543) (13) | \$ 439,808 | | \$ 439,808 | \$ 202,801 | \$ 270,425 |
| Total Water Sales | | \$ 12,472,384 | | \$ 11,469,456 | | \$ 11,076,996 | \$ 9,793,818 | \$ 9,789,711 |
| Other Operating Revenue | 471 | 32,069 | 34,229 (14) | 66,298 | | 66,298 | 24,452 | 15,489 |
| Total Revenues | | 12,504,453 | (968,699) | 11,535,754 | (392,460) - | 11,143,295 | 9,818,270 | 9,805,200 |
| NCCRS Revenues (9) | | 179,140 | - | 179,140 | - | 179,140 | 181,321 | 182,112 |
| QCPAC Revenues | | 506,350 | (66,543) | 439,808 | - | 439,808 | 202,801 | 270,425 |
| Total Revenues exclusive of QCPAC and NCCRS Revenues | | 11,818,963 | | 10,916,807 | | 10,524,347 | 9,434,147 | 9,352,663 |
| Operating Expenses | | | | | | | | |
| Production Expenses | 601 to 652 | 2,967,856 | 47,205 (1) | 3,015,061 | (127,209) (15) | 2,887,853 | 2,557,449 | 2,670,931 |
| Transmission & Distribution Expenses | 660 to 678 | 946,176 | 27,845 (2) | 974,021 | - | 974,021 | 859,496 | 743,929 |
| Customer Acct & Collection Exp | 902 to 904 | 206,954 | - | 206,954 | | 206,954 | 203,803 | 184,845 |
| Administrative & General Expense | 920 to 950 | 198,953 | 19,128 (3) | 218,081 | | 218,081 | 181,617 | 177,946 |
| Admin & General Non Material Operating Expense (16) | 920 to 950 | 40,053 | - | 40,053 | | | | |
| Inter Div Management Fee | 930 | 2,947,710 | (59,847) (4) | 2,887,863 | | 2,887,863 | 2,649,703 | 2,481,134 |
| Amortization Expense (11) | 407 | 67,980 | - | 67,980 | | 67,980 | 59,980 | 64,174 |
| Property Taxes | 408.11 | 1,293,748 | 68,190 (5) | 1,361,937 | | 1,361,937 | 1,136,001 | 1,182,385 |
| Income Tax | 408.13, 409 to 410 | 527,767 | (523,474) (6) | 4,293 | - | 4,293 | 4,382 | 3,978 |
| Total Operating Expense | | 9,197,197 | (420,952) | 8,776,245 | (127,209) | 8,608,983 | 7,652,430 | 7,509,322 |

Notes:

- (1) adjust production expenses for labor, electricity and purchased water per Schedule 1, Attachment B
- (2) adjust distribution expenses for personnel and salary increases per Schedule 1, Attachment C
- (3) adjust for Admin & General expenses per Schedule 1, Attachment D -
- (4) adjust Management Fees per Schedule 1 Attachment E
- (5) adjust property taxes for year over year valuation adjustment per Schedule 1, Attachment F
- (6) adjust Income and NHBET taxes from Income Statement to actual cash expense per Schedule 1, Attachment H
- (7) Normalize test year revenues to reflect 5 Year Ave volumetric sales per Schedule 1C
- (9) TY 2022 North country Capital Recovery Surcharge per Sch 1C

Pennichuck East Utility, Inc
Pro Forma Adjustment Income or Expense
Total Revenues
For the Twelve Months Ended December 31, 2022

Schedule 1
Attachment A

A. Water Sales

I. In 2022 PEU collected recoupment earned in DW20-156. This recoupment revenue is a one time revenue and needs to be removed from the 2022 annual revenues to establish the annual revenues generated in 2022 associated with the DW20-156 permanent rates
Therefore:

\$ (936,385)

B. QCPAC Revenues

I. PEU - Eliminate QCPAC Recoupment Revenues from 2022 associated with DW21-22
Add Full Years Expected Revenues for DW 23-013
Change in QCPAC Revenues

\$ (203,094)

\$ 136,551

\$ (66,543)

C. Other Operating Revenues

I. Increase in Misc. Fees Revenue

Based on 2022 activity for each fee and difference between existing Misc. Fees and proposed Misc. Fees.
See 1604.06 Tab "Misc Fee Impact"

Therefore:

\$ 34,229

TOTAL OTHER OPERATING REVENUES FORMA:

\$ 34,229

Pennichuck East Utility Inc
PRO FORMA Adjustments to Revenue Requirement
Calculation of PEU's share of City Bond Fixed Revenue Requirement

Schedule 1
Attachment A2

A. Revenue

I. To recognize adjustment of fixed annual revenue requirement to meet City Bond obligation.

| | | | |
|---|------------------------------|-----------|--------------------|
| | Total City Bond | \$ | 150,570,000 |
| | Bond Interest Rate | | 4.09% |
| | Bond Period | | 30 yrs. |
| | | | |
| | Total City Bond | \$ | 150,570,000 |
| | Less Rate Stabilization fund | | \$5,000,000 |
| Amount of City Bond to be prorated between Utilities CBFRR | | <u>\$</u> | <u>145,570,000</u> |
| | PEU Share of CBFRR (1) | | <u>10.21%</u> |
| | PEU Prorata share | | \$14,864,176 |
| Add back PEU Pro Rata Share of Rate Stabilization Reserve (2) | | <u>\$</u> | <u>980,000</u> |
| Total PEU Pro Rata Share for CBFRR/MARA | | <u>\$</u> | <u>15,844,176</u> |
| | Bond Interest Rate | | 4.09% |
| | Bond Period | | 30 yrs. |
| PEU CBFRR Revenue Requirement | | <u>\$</u> | <u>926,309</u> |

Notes:

(1) Pro Rata Calculation as follows:

| | | | |
|--|-----------|-------------------|----------------|
| <u>PWW & Southwood Equity (12/31/2011) (3)</u> | <u>\$</u> | <u>56,442,675</u> | <u>88.12%</u> |
| PEU Equity (12/31/2011) | \$ | 6,540,063 | 10.21% |
| PAC Equity (12/31/2011) | \$ | 1,066,353 | 1.66% |
| | <u>\$</u> | <u>64,049,091</u> | <u>100.00%</u> |

(2) Calculation of RSF Percentage based on Revenue requirements from DW13-126, 13-128 and 13-130

| | | | |
|---|--------------|------------------|-----------------------------------|
| <u>RSF amount funded by City Bond -</u> | <u>\$</u> | <u>5,000,000</u> | |
| PWW Revenue Requirement - | \$27,689,214 | | per DW13-130 Settlement Agreement |
| PEU Revenue Requirement - | \$6,913,261 | | per DW13-126 Settlement Agreement |
| PAC Revenue Requirement - | \$745,186 | | per DW13-128 Settlement Agreement |
| PEU Share of RSF as a percentage - | | 19.56% | |
| PEU Share of RSF in \$\$ - | \$ | 980,000 | |

(3) Consists of Equity as of 12/31/2011 as follows:

| | | | |
|--|-----------|-----------|-------------------|
| | PWW | \$ | 54,395,626 |
| | Southwood | \$ | 2,047,049 |
| | Total | <u>\$</u> | <u>56,442,675</u> |

Pennichuck East Utility
PRO FORMA Adjustments To Rate Stabilization Fund Accounts
RSF Balance Calculations
For the Twelve Months Ended December 31, 2022
Extended through 12/31/2023

Schedule 1
Attachment A3

I. DEFERRED DEBIT/CREDIT to/from RSF ACCOUNTS

| A. | Recommended Balances per DW20-156 inclusive of MOER infusion | 2021 Actual Revenues (8) | 2021 Actual Expenses (9) | Actual 12/31/2021 RSF Balances | 2022 Actual Revenues (12) | 2022 Actual Expenses (13) | 2022 RSF Balances | 2023 Proforma Revenues (15) |
|--|--|-----------------------------|-----------------------------|-----------------------------------|------------------------------|------------------------------|----------------------|--------------------------------|
| City Bond Fixed Revenue Requirement | \$ 31,000 | \$ 860,071 | \$ 926,309 | \$ (35,238) | \$ 1,077,484 | \$ 926,309 | \$ 115,937 | \$ 919,124 |
| Material Operating Expense Revenue Requirement | \$ 1,316,940 | \$ 6,845,334 | \$ 7,369,800 | \$ 792,475 | \$ 8,643,442 | \$ 8,629,377 | \$ 806,539 | \$ 7,361,351 |
| 1.0 Debt Service Revenue Requirement | \$ 51,000 | \$ 1,749,903 | \$ 1,769,325 | \$ 31,578 | \$ 2,360,051 | \$ 2,231,610 | \$ 160,019 | \$ 1,991,072 |
| Totals | \$ 1,398,940 | | | \$ 788,814 | | | \$ 1,082,495 | |

| | 2022 | 2023 | |
|-------------------------------------|------------|----------------|--|
| Combined RSF overfill/(Shortfall) - | \$ 102,495 | \$ (1,204,271) | Projected combined RSF overfill/(shortfall) based on current rate making and target RSF balances based on DW20-156 MOES concept. |
| Amortize Deferred Credit/(Debit) - | \$ 34,165 | \$ (401,424) | Expected shortfall to be filled with 2023 and 2024 0.1 DSRR funds and recoupment resulting in |
| | | | \$ - |

| 2020/2021/2022 REVENUES BY REVENUE REQUIREMENT | 2021 Revenues (Audited Yr End) | 2022 Revenues (Audited Yr End) | 2023 Revenues (Projected Year End) |
|---|--------------------------------------|-----------------------------------|--|
| City Bond Fixed Revenue Requirement - | \$ 860,071 | \$ 1,077,484 | \$ 919,124 |
| Material Operating Expenses Revenue Requirement - | \$ 6,845,334 | \$ 8,640,800 | \$ 7,361,351 |
| Non Material Operating Expense Requirement (6) - | \$ 6,650 | \$ 8,332 | \$ 7,107 |
| 1.0 Debt Service Revenue Requirement - | \$ 1,749,903 | \$ 2,362,452 | \$ 1,991,072 |
| 0.1 Debt Service Revenue Requirement (5) - | \$ 174,990 | \$ 236,245 | \$ 199,107 |
| Total Revenues - | \$ 9,636,949 | \$ 12,325,313 | \$ 10,477,761 |

- Notes:**
- | | | | | |
|--|--------|---|--------|--|
| (1) CBFRR Revenues as a percentage of water sales (exclusive of QCPAC) per DW20-156 | 9.12% | CBFRR Revenues as a percentage of QCPAC per DW21-022 | 0.0% | CBFRR Revenues as a percentage of QCPAC per DW21-022 |
| (2) MOERR Revenues as a percentage of water sales (exclusive of QCPAC) per DW20-156 | 71.98% | MOERR Revenues as a percentage of QCPAC per DW21-022 | 26.84% | MOERR Revenues as a percentage of QCPAC per DW21-022 |
| (3) NOERR Revenues as a percentage of water sales (exclusive of QCPAC) per DW20-156 | 0.07% | NOERR Revenues as a percentage of QCPAC | 0.0% | NOERR Revenues as a percentage of QCPAC |
| (4) 1.0 DSRR Revenues as a percentage of water sales (exclusive of QCPAC) per DW20-156 | 17.12% | 1.0 DSRR Revenues as a percentage of QCPAC per DW21-022 | 66.51% | 1.0 DSRR Revenues as a percentage of QCPAC |
| (5) 0.1 DSRR Revenues as a percentage of water sales (exclusive of QCPAC) per DW20-156 | 1.71% | 0.1 DSRR Revenues as a percentage of QCPAC per DW21-022 | 6.65% | 0.1 DSRR Revenues as a percentage of QCPAC |
| (6) Non material operating expenses as defined in Defined in DW 16-806 | | per Schedule 1 Attach I. Non material operating expenses as defined in DW16-806 | | |
| (7) 2022 Principal and Interest Payments per 1604.08 Schedule 5 | | \$ 2,050,597 exclusive of NCCRS debt | | |

Pennichuck East Utility, Inc
Pro Forma Adjustment Income or Expense
Production Expenses
For the Twelve Months Ended December 31, 2022

Schedule 1
Attachment B

Test Year Proformas based
Proformas on 5 Year Ave.

I. Union Contract

A. In 2021, the Company signed a three year contract with the United Steelworkers Union which called for a 3.30% increase 1/1/2023.
 To calculate the pro forma adjustments for Production union payroll, the payroll data was extracted from the work order detail report for the year 2022. (See Schedule 1B)

| | |
|----------------------------------|---------------------|
| Wage increase granted on 01/1/23 | 9,157 |
| Benefits | 63.74% <u>5,837</u> |
| | <u>\$ 14,993</u> |

Therefore: \$ 14,993

II. Operating and Maintenance Expenses:

A. Effective during 2022, the rates for water purchased from the Manchester Water Works, Derry Water Works, Hooksett Village Water Precinct, Pennichuck Water Works and the Hudson Water Department increased both volumetric and meter rates in 2023. The calculation of the pro forma adjustment is as follows:

| Location | 2022 Amount | % Increase in 2023 | Increase / (Decrease) | Pro Forma |
|-------------------------------------|---------------------|--------------------------|-----------------------|---------------------|
| Derry Water Works | \$ 162,746 | 9.00% | \$ 14,647 | \$ 177,393 |
| North Conway Water Precinct | \$ 49,625 | 0.00% | - | \$ 49,625 |
| Hooksett Village Water District | \$ 61,732 | 0.00% | - | \$ 61,732 |
| Hudson Water Department | \$ 26,482 | 0.00% | - | \$ 26,482 |
| Raymond Water Department | \$ 50,566 | 4.00% | \$ 2,023 | \$ 52,589 |
| Pennichuck Water Works ¹ | \$ 506,359 | New Contract | \$ (58,385) | \$ 447,974 |
| Salem Water Department | \$ 20,306 | 9.00% | \$ 1,828 | \$ 22,133 |
| Salem Water Department | \$ - | Add 7 months to full yr. | \$ 12,911 | \$ 12,911 |
| Manchester Water Works | <u>\$ 554,542</u> | 9.00% | \$ 49,909 | <u>\$ 604,451</u> |
| Total | <u>\$ 1,432,358</u> | | | <u>\$ 1,455,291</u> |

Therefore: \$ 22,932

B. Adjustment to Purchased Water Expense associated with 5 Year Average Flows

In 2022, PEU had a purchased water expense of \$1,432,358 exclusive of trucked water. This proforma decreases the 2022 proforma purchased water to the 5 year average by decreasing the 2022 purchased water expense due to the 5 yr average purchased water was

| | |
|---|---------------------|
| 10.22% less than the 2022 purchased water expense per PEU Sch 1C. | |
| 2022 Purchased Water Expense, less trucked water - | \$ 1,432,358 |
| Proforma increase to purchased water (See II.A. Above) - | <u>\$ 22,932</u> |
| 2022 Proforma Purchased Water Expense - | \$ 1,455,291 |
| Increase in Purchased Water Expense based on 5 Year Average - | <u>\$ (148,800)</u> |

Therefore: \$ (148,800)

C. During 2023, the Company negotiated a new electricity supply charge rate (per kilowatt hour) effective December 1, 2023 for G and GV Accounts. The calculation of the pro forma adjustment is as follows:

| 2022 Total KWH | 2022 Purchased Power Total \$ | 2022 Supply Rate | 2023 Supply Rate | Increase |
|----------------|-------------------------------|------------------|------------------|----------|
| 1,859,642 | \$ 391,131 | \$ 0.09100 | \$ 0.09599 | \$ 9,280 |

Therefore: \$ 9,280

D. Adjustment to Electric supply charge associated with 5 Year Average Flows

| 2022 Total KWH | 2022 | % Change | Change in KWH | 2023 KWH Rate | Change in Electric Supply Costs |
|----------------|-----------|----------|---------------|---------------|---------------------------------|
| 1,859,642 | 1,859,642 | 12.10% | 224,929 | \$ 0.09599 | \$ 21,591 |

Therefore: \$ 21,591

TOTAL PRODUCTION EXPENSES PRO FORMA:

\$ 47,205 \$ (127,209)

1. Proforma based on PWW-PEU reconciliation calculation submitted to the NHPUC on June 12, 2023.

Pennichuck East Utility, Inc.
Pro Forma Adjustment Income or Expense
Transmission and Distribution Expenses
For the Twelve Months Ended December 31, 2022

Schedule 1
Attachment C

I. Union Contract

A. In 2021, the Company signed a two year contract with the United Steelworkers Union which called for a 3.30% increase 1/1/2023.

To calculate the pro forma adjustments for Distribution union payroll, the payroll data was extracted from the work order detail report for the year 2022. (See Schedule 1B)

| | | | |
|----------|----------------------------------|-----------|--|
| | Wage increase granted on 01/1/23 | 17,006 | |
| Benefits | 63.74% | 10,839 | |
| | | \$ 27,845 | |

Therefore:

\$ 27,845

TOTAL TRANSMISSION AND DISTRIBUTION EXPENSES PRO FORMA:

\$ 27,845

Pennichuck East Utility Inc
Pro Forma Adjustment Income or Expense
Administrative and General Expense
For the Twelve Months Ended December 31, 2022

Schedule 1
Attachment D

I. Insurance¹

A. In 2023, the Company's insurance expense is expected to increase.
The pro forma adjustment to reflect the increased costs is as follows:

| | | |
|---------------------------------|----|---------|
| 2022 Insurance Expense | \$ | 152,078 |
| 2023 Budgeted Insurance Expense | \$ | 171,288 |
| | | 19,210 |

Therefore: **\$ 19,210**

II. Regulatory Commission Expense¹

A. In 2023, the Company budgted for a lower regulatory commission expense based on quarterly assessments YTD compared against . Based on the latest assessment, those billed in 2022.

| | | |
|---------------------------------------|----|--------|
| 2022 Regulatory Expense | \$ | 46,018 |
| 2023 NHPUC Budgeted Annual Assessment | \$ | 45,936 |
| | | (82) |

Therefore: **\$ (82)**

TOTAL ADMINISTRATIVE & GENERAL EXPENSE PRO FORMA: **\$ 19,128**

Pennichuck East Utility Inc
Pro Forma Adjustment Income or Expense
Management Fee Expense
For the Twelve Months Ended December 31, 2022

Schedule 1
Attachment E

I. Management Fee Allocated to Affiliates (Rule 1601.01, Section 26)

A. In the test year, PWW adjusted compensation for non-union salary and wages that occurred on April 1, 2023 per Sch Non Union 1B.

A portion of the increases will flow through the management fee (1604.01 Section 26) and be allocated to PEU including benefits, as follows:

| | | | |
|-----------------------------|--------|------------------|------------------------------------|
| Non Union Payroll Pro Forma | \$ | 105,900 | |
| Benefits Pro Forma | \$ | 51,859 | based on non union benefit percent |
| Total Pro Forma | \$ | <u>157,759</u> | |
| % Allocated to PEU | 20.23% | <u>\$ 31,915</u> | |

Therefore: **\$ 31,915**

B. In 2023, PWW is expecting a decrease in pension expenses and an increase in health retirement plans based on actuarial valuation. The pro forma adjustment to reflect the increased costs is as follows:

| | | Health Retirement | | Pension Expense |
|-----------------------|--------|----------------------|----|--------------------|
| 2023 Budgeted Expense | \$ | 259,428 | \$ | 1,403,976 |
| 2022 Actual Expense | \$ | 495,750 | \$ | 1,621,243 |
| Decreased Expense | \$ | <u>(236,322)</u> | \$ | <u>(217,267)</u> |
| % Allocated to PEU | 20.23% | <u>\$ (47,808)</u> | \$ | <u>(43,953)</u> |

Therefore: **\$ (91,761)**

TOTAL MANAGEMENT FEE EXPENSE PRO FORMA: **\$ (59,847)**

Pennichuck East Utility Inc
Pro Forma Adjustment Income or Expense
Property and Other Taxes Expense
For the Twelve Months Ended December 31, 2022

Schedule 1
Attachment F

I. PROPERTY TAXES

- A.** To reflect a pro forma property tax adjustment for property added in 2022 QCPAC filing DW23-013.¹

Therefore: **\$ 68,190**

Pennichuck East Utility Inc.
Pro Forma Adjustment Income or Expense
Income Taxes Account
For the Twelve Months Ended December 31, 2022

Schedule 1
Attach H

I. INCOME TAX EXPENSE

A. To reflect the pro forma adjustment to book basis income taxes versus actual tax payments made to Federal and State Governments in 2022

| Pennichuck East Utility Book Basis 2022 Federal and State Income Taxes | | | | |
|--|------------------------|---------------------------------|-----------|------------------|
| | 2022 Book Basis (1) | 2022 Actual Tax Payments (2) | Proforma | |
| PROV/FED INC TAX/CURRENT | \$ 0 | \$ - | \$ | (0) |
| PROVS FOR NH BUS PRFTS TAX CUR | \$ - | \$ - | \$ | - |
| PROV/FED INC TAX/DEFERRED | \$ 377,717 | \$ - | \$ | (377,717) |
| PROV NH INCOME TAX DEFERRED | \$ 150,050 | \$ - | \$ | (150,050) |
| NH BUSINESS ENTERPRISE TAX | \$ - | \$ 4,293 | \$ | 4,293 |
| TOTALS | \$ 527,767 | \$ 4,293 | \$ | (523,474) |

Notes:

- (1) Taxes based on 2022 Profit and Loss Statement which reflects taxes calculated on PWW's book basis pretax income at the Federal and State statutory income tax basis
- (2) Cash payments made to the Federal and State Governments based on 2022 Corporate Tax Returns based in PEU's share of PCP BET tax of 3.09% of the actual 2022 tax payment in the amount of \$ 139,066

Pennichuck Water Works, Inc.
Non Union Payroll Summary
PRO FORMA Adjustments
For the Twelve Months Ended December 31, 2022

Schedule 1B

| | Twelve Months Ending 12/31/22 | Actual Adjusted 2023 Non Union Salaries¹ | Total Proformed Twelve Months 12/31/23 |
|-----------------------------------|--|--|---|
| Production Non Union Salaries | \$ 780,949 | \$ 809,523 | \$ 28,574 |
| Distribution Non Union Salaries | \$ 519,798 | \$ 554,574 | \$ 34,776 |
| Engineering Salaries ² | \$ 1,032,344 | \$ 926,167 | \$ (106,176) |
| Officers & PWSC | \$ 685,422 | \$ 704,757 | \$ 19,335 |
| Accounting | \$ 761,030 | \$ 735,659 | \$ (25,371) |
| Information Systems | \$ 661,719 | \$ 693,837 | \$ 32,118 |
| Customer Service | \$ 1,356,839 | \$ 1,396,596 | \$ 39,756 |
| Administration | \$ 200,305 | \$ 283,193 | \$ 82,888 |
| Total Non Union Salaries | 5,998,406 | 6,104,306 | 105,900 |

Notes:

- (1) Projected 12/31/2023 Payroll based on April 2023 adjustments to pay based on 2080 hours per year, no OT.
- (2) Engineering Salaries are net of Capitalized wages
- (3) 12/31/2022 Payroll tied to 2022 PWW NHPUC report less adjustments per "Reconciliation of PR" below

PENNICHUCK EAST UTILITY, INC.
UNION PAYROLL SUMMARY
Pro Forma Adjustments
For the Twelve Months Ended December 31, 2022

Schedule Union 1B

| | Twelve Months Ending 12/31/22 | Wage Increase Effective 1/1/23 | | Total Proforma for Payroll |
|---|--|---|----|---------------------------------------|
| Union Production Labor Expense ¹ - | \$ 277,480 | 3.30% | \$ | 9,157 |
| Union Distribution Labor Expense ² - | \$ 515,321 | 3.30% | \$ | 17,006 |
| Total Wages - | \$ 792,801 | | \$ | 26,162 |

- 1 PEU union production labor from Sch 1B Support union and is based on
- 2 PEU union distribution labor from Sch 1B Support union and is based on

35% of PEU maintenance labor
65% of PEU maintenance labor

| | PWW Capital | 070 WTP Maintenance | 080 OPS Maintenance | Fleet | PWW Jobbing | PWS Maintenance | PWS Jobbing | PAC Capital | PAC Maintenance | PEU Capital | PEU Maintenance | Total | |
|-----------------------------------|-------------|------------------------|------------------------|------------|-------------|--------------------|-------------|-------------|--------------------|-------------|--------------------|--------------|-----------|
| Labor | 66,896.97 | 719,671.66 | 1,344,595.08 | 129,257.18 | 85,672.98 | 344,209.09 | 65,209.24 | - | 82,022.40 | 20,145.39 | 792,801.05 | 3,650,481.04 | |
| Contractor Clearing | 221,461.01 | 1,284.09 | 544,197.46 | 178,648.05 | 38,501.60 | - | - | - | 30,896.10 | 237,092.50 | 54,525.34 | 1,306,606.15 | |
| Inventory | 127,940.04 | 1,583,217.89 | 99,485.25 | - | 32,029.50 | 930.54 | 17,212.07 | 1,598.47 | 3,916.03 | 69,774.98 | 102,073.40 | 2,038,178.17 | |
| Truck | 32,937.00 | 99,473.75 | 366,842.00 | 3,680.50 | 38,943.75 | 121,364.00 | 18,926.25 | - | 13,828.75 | 9,521.00 | 261,314.75 | 966,831.75 | |
| Backhoe | 8,160.75 | 1,071.00 | 17,466.75 | - | 9,666.75 | - | 548.25 | - | 1,479.75 | 2,316.75 | 9,590.25 | 50,300.25 | |
| Compressor | 114.00 | - | 6,838.50 | - | 503.50 | - | - | - | 94.00 | - | 1,027.00 | 8,577.00 | |
| Inspection Fees | - | - | - | - | 111,444.00 | - | - | - | - | - | - | 111,444.00 | |
| Overhead | 10,123.54 | - | - | - | 75,307.46 | - | - | 31.98 | - | 7,070.47 | - | 92,533.45 | |
| Labor Overhead | 48,681.95 | - | - | - | 93,825.76 | 249,637.09 | 49,392.02 | - | 59,479.74 | 14,668.87 | 576,054.08 | 1,091,739.51 | |
| Misc General Equipment | - | - | 5,700.00 | - | 20.00 | - | - | - | - | - | 1,073.00 | 6,793.00 | |
| Total Costs | 516,315.26 | 2,404,718.39 | 2,385,125.04 | 311,585.73 | 485,915.30 | 716,140.72 | 151,287.83 | 1,630.45 | 191,716.77 | 360,589.96 | 1,798,458.87 | 9,323,484.32 | |
| Total Costs w/o OH & CWIP | 284,730.71 | 2,403,434.30 | 1,840,927.58 | 132,937.68 | 372,106.24 | 716,140.72 | 151,287.83 | 1,598.47 | 160,820.67 | 116,426.99 | 1,743,933.53 | 7,924,344.72 | |
| % of Total | 5.54% | 25.79% | 25.58% | 3.34% | 5.21% | 7.68% | 1.62% | 0.02% | 2.06% | 3.87% | 19.29% | 100.00% | |
| % of Total w/o OH & CWIP | 3.59% | 30.33% | 23.23% | 1.68% | 4.70% | 9.04% | 1.91% | 0.02% | 2.03% | 1.47% | 22.01% | 100.00% | |
| Overhead Allocable to Work Orders | 2,811,931 | 155,719 | 725,255 | 719,346 | 93,973 | 146,550 | 215,986 | 45,628 | 492 | 57,821 | 108,753 | 542,409 | 2,811,932 |
| Totals by Company: | | | | | | | | | | | | | |
| PWW | 155,719 | 725,255 | 719,346 | 93,973 | 146,550 | | | | | | | 1,840,843 | 65.5% |
| PEU | | | | | | | | | | 108,753 | 542,409 | 651,162 | 23.2% |
| PAC | | | | | | | | 492 | 57,821 | | | 58,313 | 2.1% |
| PWS | | | | | | 215,986 | 45,628 | | | | | 261,614 | 9.3% |
| Total Overhead | 155,719 | 725,255 | 719,346 | 93,973 | 146,550 | 215,986 | 45,628 | 492 | 57,821 | 108,753 | 542,409 | 2,811,932 | 100.0% |
| % Labor | 1.83% | 19.71% | 36.83% | 3.54% | 2.35% | 9.43% | 1.79% | 0.00% | 2.25% | 0.55% | 21.72% | 100.00% | |
| | | | | | | | | | | | | | 1.00 |

| Revenue Type | 2022 Test Year Billed Revenues without QCPAC, inclusive of NCCRS | 2022 Test Year Billed Revenues QCPAC ² | 2022 Test Year Total Billed Revenues with QCPAC inclusive of NCCRS | 2022 TY QCPAC Revenue Proforma | 2022 Test Year Revenue Proforma - Eliminate IS6 recoupment | 2022 Test Year Pro forma Total Billed Revenues without QCPAC inclusive of NCCRS | 2022 Revenue Proforma's based on 5 Year Average exclusive of QCPAC ³ | Pro forma Rate Case 2022 TY Revenues without QCPAC based on Five Yr Ave inclusive of NCCRS |
|---|--|---|--|--------------------------------|--|---|---|--|
| Total PEU Volumetric (w/o NC Surcharge) Charges | \$ 7,136,213 | \$ 330,362 | \$ 7,466,575 | \$ 82,673 | \$ (566,922) | \$ 6,569,291 | \$ (392,460) | \$ 6,176,831 |
| Total PEU Meter Charges (Fixed Fee) | \$ 2,511,417 | \$ 116,263 | \$ 2,627,680 | \$ 29,095 | \$ (199,514) | \$ 2,311,903 | \$ - | \$ 2,311,903 |
| Total PEU Municipal Fire Protection Charges (Fixed Fee) | \$ 834,561 | \$ 38,635 | \$ 873,196 | \$ 9,668 | \$ (66,300) | \$ 768,261 | \$ - | \$ 768,261 |
| Total PEU Private Fire Protection Charges (Fixed Fee) | \$ 278,383 | \$ 12,887 | \$ 291,270 | \$ 3,225 | \$ (22,116) | \$ 256,267 | \$ - | \$ 256,267 |
| Total PEU Private Hydrant Charges (Fixed Fee) | \$ 108,210 | \$ 5,009 | \$ 113,219 | \$ 1,254 | \$ (8,596) | \$ 99,613 | \$ - | \$ 99,613 |
| Bow Public Hydrant Charge (Fixed Fee) | \$ 2,552 | \$ 118 | \$ 2,671 | \$ 30 | \$ (203) | \$ 2,350 | \$ - | \$ 2,350 |
| Windham Public Hydrant Charge (Fixed Fee) | \$ 38,815 | \$ 1,797 | \$ 40,612 | \$ 450 | \$ (3,084) | \$ 35,731 | \$ - | \$ 35,731 |
| Raymond Public Hydrant Charge (Fixed Fee) | \$ 6,421 | \$ 297 | \$ 6,718 | \$ 74 | \$ (510) | \$ 5,911 | \$ - | \$ 5,911 |
| Lee Public Hydrant Charge (Fixed Fee) | \$ 4,586 | \$ 212 | \$ 4,798 | \$ 53 | \$ (364) | \$ 4,222 | \$ - | \$ 4,222 |
| Exeter Public Hydrant Charge (Fixed Fee) | \$ 5,529 | \$ 256 | \$ 5,785 | \$ 64 | \$ (439) | \$ 5,090 | \$ - | \$ 5,090 |
| Birch Hill Public Hydrant Charge (Fixed Fee) | \$ 11,073 | \$ 513 | \$ 11,586 | \$ 128 | \$ (880) | \$ 10,194 | \$ - | \$ 10,194 |
| Locke Lake Capital Recovery Surcharge (Fixed Fee) | \$ 135,594 | \$ - | \$ 135,594 | \$ - | \$ - | \$ 135,594 | \$ - | \$ 135,594 |
| Birch Hill Capital Recovery Surcharge (Fixed Fee) | \$ 33,036 | \$ - | \$ 33,036 | \$ - | \$ - | \$ 33,036 | \$ - | \$ 33,036 |
| Middleton Recovery Surcharge (Fixed Fee) | \$ 10,511 | \$ - | \$ 10,511 | \$ - | \$ - | \$ 10,511 | \$ - | \$ 10,511 |
| Unbilled Water sales, Billed and Unbilled Recoupment and Abatements | \$ 849,134 | \$ - | \$ 849,134 | \$ 9,837 | \$ (67,458) | \$ 781,677 | \$ - | \$ 781,677 |
| Billed 2022 PEU Water Sales Revenues inclusive of NCCRS | \$ 11,966,034 | \$ 506,350 | \$ 12,472,385 | \$ 136,551 | \$ (936,385) | \$ 11,029,649 | \$ (392,460) | \$ 10,637,189 |
| 2022 NCCRS Revenues | \$ 179,140 | \$ - | \$ 179,140 | \$ - | \$ - | \$ 179,140 | \$ - | \$ 179,140 |
| Total Billed 2022 PEU Revenues exclusive of NCCRS | \$ 11,786,894 | \$ 506,350 | \$ 12,293,245 | \$ 136,551 | \$ (936,385) | \$ 10,850,509 | \$ (392,460) | \$ 10,458,049 |

PEU Volumetric Sales and Pumpage in CCF's

| | 2018 | 2019 | 2020 | 2021 | 2022 | 2022 Volumetric Sales & Pumpage Proforma's to Five Year Ave (CCF) | Proformed Five Year Average 2022 Volumetric Sales & Pumpage | Actual Five Year Average Volumetric Sales & Pumpage | Proforma 2022 Five Year Volumetric Sales & Pumpage as a Percentage of 2022 |
|-------------------------------------|---------|---------|---------|---------|---------|---|---|---|--|
| Total PEU volumetric sales (CCF) | 684,279 | 669,602 | 770,798 | 719,683 | 762,730 | (41,312) | 721,418 | 721,418 | -5.42% |
| Pumpage - PEU Purchased Water (CCF) | 599,421 | 554,259 | 721,307 | 626,534 | 717,022 | (73,314) | 643,709 | 643,709 | -10.22% |
| Production - PEU CWS Wells (CCF) | 255,885 | 252,840 | 266,940 | 238,006 | 220,135 | 26,626 | 246,761 | 246,761 | 12.10% |
| Total PEU Pumpage (CCF) | 855,306 | 807,098 | 988,247 | 864,540 | 937,157 | (46,688) | 890,470 | 890,470 | -4.98% |
| % Unaccounted for PEU systems | 20.0% | 17.0% | 22.0% | 16.8% | 18.6% | | | | |

Notes:

- Revenues proformed to 5 year average consumption for volumetric charges only.
2022 PEU Volumetric Rate - \$ 9.50 per CCF
- QCPAC revenues booked during 2022 were those granted in DW 20-019 and DW 21-022. There were no revenues booked in 2022 associated with DW 22-005
- The five year pro forma revenues was calculated by taking the 5 year average volumetric sales of cumulative approved QCPAC charges for a full year associated with DW 23-013 of \$ 721,418 CCF times the tariffed DW20-156 approved rates plus \$ 136,551
- Total 2022 TY Revenues impacted by DW20-156 recoupment \$ 11,786,894
DW 20-156 recoupment billed in TY 2022 \$ 936,385

PENNICHUCK EAST UTILITY, INC.
BALANCE SHEET
ASSETS AND DEFERRED CHARGES
For the Twelve Months Ended December 31, 2022

Schedule 2

| Account Number | 12/31/22 | 13 MONTH TEST YR AVERAGE | 12/31/21 | 12/31/20 | |
|-----------------------------------|-------------|--------------------------------|----------------------|----------------------|----------------------|
| <u>PLANT ASSETS</u> | | | | | |
| Plant in Service | 301 to 348 | 84,901,761 | 83,437,986 | 83,044,440 | 81,669,595 |
| Work in Process | 105 | 401,582 | 469,599 | 194,086 | 391,156 |
| Utility Plant | | 85,303,343 | 83,907,585 | 83,238,526 | 82,060,751 |
| Accumulated Depreciation | 108 | 19,027,746 | 18,413,923 | 17,713,605 | 16,404,405 |
| Net Plant | | 66,275,596 | 65,493,662 | 65,524,921 | 65,656,346 |
| Net Acquisition Adjustment | 114 & 115 | 4,497,480 | 4,598,342 | 4,695,871 | 4,892,140 |
| Total Net Utility Plant | | 61,778,117 | 60,895,320 | 60,829,050 | 60,764,206 |
| <u>CURRENT ASSETS</u> | | | | | |
| Cash & Special Deposits | 131 & 133 | 1,737,051 | 1,077,207 | 875,920 | 676,883 |
| Accounts receivable-billed, net | 141 & 143 | 1,308,341 | 1,131,352 | 828,969 | 1,146,764 |
| Accounts receivable-unbilled, net | 173 | 1,118,975 | 1,435,477 | 740,145 | 614,852 |
| Accounts receivable-other | 142 | - | - | - | - |
| Materials & Supplies | 151 | - | - | - | - |
| Prepaid expenses | 162 | 8,953 | 65,920 | (25,980) | (25,442) |
| Prepaid property taxes | 163 & 236 | 253,121 | 115,451 | 258,956 | 213,672 |
| Prepaid taxes | 162.3 | - | - | - | - |
| | | 4,426,441 | 3,825,407 | 2,678,010 | 2,626,730 |
| <u>OTHER ASSETS</u> | | | | | |
| Debt issuance expenses | 181 | 223,924 | 223,188 | 229,260 | 227,062 |
| Other & Def Charges | 182,184,186 | 7,635,891 | 7,821,241 | 7,949,666 | 8,002,575 |
| | | 7,859,815 | 8,044,428 | 8,178,926 | 8,229,637 |
| TOTAL ASSETS | | \$ 74,064,373 | \$ 72,765,155 | \$ 71,685,986 | \$ 71,620,572 |

PENNICHUCK EAST UTILITY, INC.

BALANCE SHEET

Schedule 2A

EQUITY AND LIABILITIES

For the Twelve Months Ended December 31, 2022

| | Account Number | 12/31/22 | 13 MONTH TEST YR AVERAGE | 12/31/21 | 12/31/20 |
|---|-------------------|----------------------|--------------------------------|----------------------|----------------------|
| STOCKHOLDERS' EQUITY | | | | | |
| Common stock | 201 | 100 | 100 | 100 | 100 |
| Paid in capital | 211 | 9,982,088 | 10,028,665 | 10,555,503 | 10,641,528 |
| Retained earnings | 215 | (1,408,955) | (1,799,836) | (2,479,920) | (2,517,638) |
| | | <u>8,573,233</u> | <u>8,228,928</u> | <u>8,075,683</u> | <u>8,123,990</u> |
| LONG TERM DEBT | | | | | |
| Bonds, notes and mortgages | 221 | 27,517,299 | 27,769,527 | 26,402,872 | 22,600,559 |
| Intercompany advances | 223 | 5,477,249 | 5,235,832 | 6,308,611 | 9,547,734 |
| Other Long Term Debt | 224 | 9,640 | 122,116 | 289,626 | 459,539 |
| CURRENT LIABILITIES | | | | | |
| Accounts payable | 231 | 1,357,315 | 905,627 | 224,305 | 1,081,549 |
| Accounts payable to Associated Companys | 233 | | | | |
| Accrued property taxes | 236 | - | - | - | - |
| Accrued interest payable | 237 | 10,880 | 20,803 | 11,892 | 35,409 |
| Other accrued expenses | 241 | 232,931 | 235,981 | 210,493 | 428,972 |
| Income taxes payable | 236 | - | - | - | - |
| Customer deposits & other | 235 | 178,969 | 295,945 | 211,357 | 95,814 |
| | | <u>1,780,094</u> | <u>1,458,355</u> | <u>658,047</u> | <u>1,641,745</u> |
| OTHER LIABILITIES AND DEFERRED CREDITS | | | | | |
| Deferred Income Tax | 282 | 6,998,173 | 6,459,014 | 6,350,830 | 5,887,764 |
| Customer advances | 252 | - | - | - | - |
| CIAC, net | 271 & 272 | 23,708,684 | 23,497,551 | 23,600,317 | 23,359,240 |
| Other long term liabilities | | - | - | - | - |
| | | <u>30,706,857</u> | <u>29,956,566</u> | <u>29,951,146</u> | <u>29,247,005</u> |
| TOTAL EQUITY AND LIABILITIES | | \$ 74,064,373 | \$ 72,771,325 | \$ 71,685,986 | \$ 71,620,572 |

PENNICHUCK WATER WORKS, INC.
ACCUMULATED DEPRECIATION
For The Twelve Months Ended December 31, 2022- 2021

Schedule 2
Attachment A

| ACCOUNT CLASSIFICATION | Asset Account Number | 12/31/22 | 12/31/21 |
|--|----------------------|-----------------------------|-----------------------------|
| Structures | 301 | \$ 3,617,436 | \$ 3,366,630 |
| Land | 303 | 207 | \$ 207 |
| Pumping and Distribution Equipment | 304 to 310 | 2,448,368 | 2,238,143 |
| Transmission and Distribution Mains | 311 to 320 | 9,091,506 | 8,401,157 |
| Services | 331 | 1,806,377 | 1,652,080 |
| Meters | 333 | 707,508 | 653,248 |
| Hydrants | 334 | 311,607 | 289,920 |
| Intangible Plant | 335 | 300,460 | 281,683 |
| Other Equipment | 339 to 348 | <u>577,775</u> | <u>556,035</u> |
| TOTAL | | <u>\$ 18,861,245</u> | <u>\$ 17,439,103</u> |
| Accumulated Depreciation - Loss | | \$ (1,793,537) | (1,610,536) |
| Accumulated Depreciation - Cost of Removal | | <u>\$ (1,464,310)</u> | <u>\$ (1,337,156)</u> |
| GRAND TOTAL | | <u>\$ 15,603,399</u> | <u>\$ 14,491,411</u> |

Pennichuck East Utilities
 Depreciation Expense [Depreciation]
 GAAP
 For the Period January 1, 2022 to December 31, 2022
 All Assets

Schedule 2
 Attachment A Support

| Asset GL Acct # | Book Cost | Depr & AFYD This Period | Beginning Accum Depr | Current Depr & AFYD | Net Sec 179/Sec 179A | Net Additions Deletions | Ending Accum Depr |
|-------------------------|----------------------|-------------------------|----------------------|---------------------|----------------------|-------------------------|---------------------|
| Intangible Plant | | | | | | | |
| 301000-7000-001 | 386,400.05 | 15,283.72 | 242,383.08 | 15,283.72 | 0.00 | 0.00 | 257,666.80 |
| 302100-7000-001 | 21,445.54 | 1,072.39 | 3,777.12 | 1,072.39 | 0.00 | 0.00 | 4,849.51 |
| 302230-7000-001 | 9,483.81 | 474.06 | 6,787.29 | 474.06 | 0.00 | 0.00 | 7,261.35 |
| 302420-7000-001 | 26,760.82 | 1,337.76 | 18,985.55 | 1,337.76 | 0.00 | 0.00 | 20,323.31 |
| 302730-7000-001 | 12,187.42 | 609.36 | 9,749.89 | 609.36 | 0.00 | 0.00 | 10,359.25 |
| | 456,277.64 | 18,777.29 | 281,682.93 | 18,777.29 | - | - | 300,460.22 |
| Land | | | | | | | |
| 303100-7000-001 | 505,004.63 | 0.00 | 0.00 | 0.00 | 0.00 | 0.00 | 0.00 |
| 303240-7000-001 | 486,156.66 | 0.00 | 206.95 | 0.00 | 0.00 | 0.00 | 206.95 |
| 303510-7000-001 | 100,335.00 | 0.00 | 0.00 | 0.00 | 0.00 | 0.00 | 0.00 |
| 303520-7000-001 | 108,285.50 | 0.00 | 0.00 | 0.00 | 0.00 | 0.00 | 0.00 |
| 303600-7000-001 | 25,000.00 | 0.00 | 0.00 | 0.00 | 0.00 | 0.00 | 0.00 |
| | 1,224,781.79 | - | 206.95 | - | - | - | 206.95 |
| Structures | | | | | | | |
| 304100-7000-001 | 3,659,390.73 | 97,252.75 | 1,231,040.42 | 97,252.75 | 0.00 | 0.00 | 1,328,293.17 |
| 304200-7000-001 | 2,508,137.30 | 60,677.65 | 822,556.39 | 60,677.65 | 0.00 | -5,105.92 | 878,128.12 |
| 304210-7000-001 | 14,695.12 | 274.44 | 1,375.23 | 274.44 | 0.00 | 0.00 | 1,649.67 |
| 304550-7000-001 | 1,265,051.46 | 33,015.90 | 250,315.04 | 29,095.45 | 0.00 | 3,920.45 | 283,330.94 |
| 304800-7000-001 | 51,800.53 | 1,107.72 | 8,398.86 | 1,107.72 | 0.00 | 0.00 | 9,506.58 |
| 307100-7000-001 | 2,051,846.69 | 79,367.86 | 910,667.99 | 79,367.86 | 0.00 | -19,336.47 | 970,699.38 |
| 307210-7000-001 | 313,662.73 | 12,396.14 | 62,599.05 | 11,674.45 | 0.00 | -16,740.69 | 57,532.81 |
| 309200-7000-001 | 562,249.21 | 8,617.78 | 79,677.51 | 8,404.23 | 0.00 | 213.55 | 88,295.29 |
| | 10,426,833.77 | 292,710.24 | 3,366,630.49 | 287,854.55 | - | (37,049.08) | 3,617,435.96 |
| Pump/Dist Equip | | | | | | | |
| 310000-7000-001 | 759,921.19 | 39,459.27 | 312,908.87 | 38,033.37 | 0.00 | 1,425.90 | 352,368.14 |
| 311200-7000-001 | 1,655,519.00 | 72,518.91 | 942,937.17 | 67,852.35 | 0.00 | 3,404.96 | 1,014,194.48 |
| 311210-7000-001 | 319,973.11 | 16,978.69 | 84,727.46 | 16,248.55 | 0.00 | -427.19 | 100,548.82 |
| 311220-7000-001 | 18,636.91 | 1,025.58 | 9,644.26 | 1,025.58 | 0.00 | 0.00 | 10,669.84 |
| 311230-7000-001 | 25,206.24 | 1,185.41 | 1,069.95 | 983.73 | 0.00 | 201.68 | 2,255.36 |
| 311600-7000-001 | 4,175.71 | 155.28 | 2,661.43 | 155.28 | 0.00 | 0.00 | 2,816.71 |
| 320000-7000-001 | 834,158.36 | 43,732.27 | 564,336.05 | 43,732.27 | 0.00 | -449.39 | 607,618.93 |
| 320200-7000-001 | 469,778.30 | 36,786.12 | 308,724.30 | 36,786.12 | 0.00 | 0.00 | 345,510.42 |
| 320310-7000-001 | 17,123.56 | 1,252.44 | 11,133.15 | 1,252.44 | 0.00 | 0.00 | 12,385.59 |
| | 4,104,492.38 | 213,093.97 | 2,238,142.64 | 206,069.69 | - | 4,155.96 | 2,448,368.29 |
| Trans/Dist Mains | | | | | | | |
| 330000-7000-001 | 1,992,420.41 | 37,614.24 | 490,872.85 | 37,614.24 | 0.00 | 0.00 | 528,487.09 |
| 331001-7000-001 | 199,096.10 | 6,607.29 | 877.10 | 0.00 | 0.00 | 6,607.29 | 7,484.39 |
| 331002-7000-001 | 1,240,057.76 | 71,705.72 | 514,765.57 | 71,705.72 | 0.00 | 0.00 | 586,471.29 |
| 331003-7000-001 | 4,291.93 | 291.12 | 2,451.51 | 291.12 | 0.00 | 0.00 | 2,742.63 |
| 331100-7000-001 | 17,698,527.56 | 237,504.80 | 3,640,858.93 | 232,664.21 | 0.00 | 41.82 | 3,873,857.12 |
| 331101-7000-001 | 2,670,226.65 | 38,466.40 | 307,469.30 | 37,437.54 | 0.00 | -15,608.26 | 329,298.58 |
| 331102-7000-001 | 5,161,268.54 | 70,857.69 | 1,574,588.17 | 70,857.69 | 0.00 | 0.00 | 1,645,445.86 |
| 331150-7000-001 | 10,087,250.06 | 147,751.73 | 1,259,921.40 | 147,751.73 | 0.00 | 0.00 | 1,407,673.13 |
| 331151-7000-001 | 924,639.69 | 13,688.40 | 188,910.54 | 13,688.40 | 0.00 | 0.00 | 202,598.94 |
| 331152-7000-001 | 621,926.61 | 6,964.86 | 130,031.27 | 6,964.86 | 0.00 | 0.00 | 136,996.13 |
| 331200-7000-001 | 48,472.79 | 712.74 | 5,347.10 | 712.74 | 0.00 | 0.00 | 6,059.84 |

Pennichuck East Utilities
 Depreciation Expense [Depreciation]
 GAAP
 For the Period January 1, 2022 to December 31, 2022
 All Assets

Schedule 2
 Attachment A Support

| Asset GL Acct # | Book Cost | Depr & AFYD This Period | Beginning Accum Depr | Current Depr & AFYD | Net Sec 179/Sec 179A | Net Additions Deletions | Ending Accum Depr |
|------------------------|----------------------|-------------------------|----------------------|---------------------|----------------------|-------------------------|----------------------|
| 331250-7000-001 | 419,675.36 | 5,969.14 | 49,970.99 | 5,783.44 | 0.00 | -234.23 | 55,530.07 |
| 331251-7000-001 | 185,939.63 | 2,424.64 | 12,493.13 | 2,122.32 | 0.00 | 302.32 | 14,917.77 |
| 331252-7000-001 | 149,726.91 | 1,983.24 | 53,219.68 | 1,983.24 | 0.00 | 0.00 | 55,202.92 |
| 331255-7000-001 | 35,803.46 | 526.80 | 848.08 | 526.80 | 0.00 | 0.00 | 1,374.88 |
| 331256-7000-001 | 146,920.00 | 2,162.64 | 4,107.39 | 2,162.64 | 0.00 | 0.00 | 6,270.03 |
| 331300-7000-001 | 5,003,199.70 | 65,230.65 | 162,262.31 | 56,868.90 | 0.00 | 8,361.75 | 227,492.96 |
| 331400-7000-001 | 98,000.00 | 1,441.08 | 2,161.67 | 1,441.08 | | 0.00 | 3,602.75 |
| | 46,687,443.16 | 711,903.18 | 8,401,156.99 | 690,576.67 | - | (529.31) | 9,091,506.38 |
| Services | | | | | | | |
| 333004-7000-001 | 85,379.57 | 3,858.61 | 58,305.40 | 3,858.61 | 0.00 | 0.00 | 62,164.01 |
| 333100-7000-001 | 2,174,139.70 | 39,600.42 | 830,650.17 | 39,442.54 | 0.00 | -10,213.23 | 859,879.48 |
| 333200-7000-001 | 1,475,041.98 | 27,430.27 | 182,992.63 | 25,829.29 | 0.00 | 1,377.94 | 210,199.86 |
| 333230-7000-001 | 3,217,009.02 | 66,536.45 | 299,572.68 | 57,673.38 | 0.00 | 8,326.81 | 365,572.87 |
| 333250-7000-001 | 1,431,495.50 | 28,002.30 | 280,558.85 | 27,616.88 | 0.00 | 385.42 | 308,561.15 |
| | 8,383,065.77 | 165,428.05 | 1,652,079.73 | 154,420.70 | - | (123.06) | 1,806,377.37 |
| Meters | | | | | | | |
| 334000-7000-001 | 1,268,346.27 | 53,025.91 | 371,157.42 | 51,501.56 | 0.00 | -24,406.88 | 398,252.10 |
| 334100-7000-001 | 787,652.09 | 32,687.47 | 282,090.41 | 32,219.80 | 0.00 | -5,053.82 | 309,256.39 |
| | 2,055,998.36 | 85,713.38 | 653,247.83 | 83,721.36 | - | (29,460.70) | 707,508.49 |
| Hydrants | | | | | | | |
| 335000-7000-001 | 614,588.02 | 8,197.33 | 164,153.11 | 8,131.74 | 0.00 | -343.09 | 171,941.76 |
| 335005-7000-001 | 4,605.74 | 50.52 | 1,853.54 | 50.52 | 0.00 | 0.00 | 1,904.06 |
| 335100-7000-001 | 998,618.25 | 13,847.54 | 123,913.52 | 13,072.71 | 0.00 | 774.83 | 137,761.06 |
| | 1,617,812.01 | 22,095.39 | 289,920.17 | 21,254.97 | - | 431.74 | 311,606.88 |
| Other Equipment | | | | | | | |
| 339000-7000-001 | 89,767.42 | 1,769.02 | 31,680.50 | 1,769.02 | 0.00 | 0.00 | 33,449.52 |
| 340100-7000-001 | 2,688.66 | 0.00 | 2,688.66 | 0.00 | 0.00 | 0.00 | 2,688.66 |
| 343000-7000-001 | 72,937.34 | 210.78 | 90,141.24 | 210.78 | 0.00 | -17,785.33 | 72,566.69 |
| 344000-7000-001 | 9,592.29 | 479.70 | 4,761.56 | 479.70 | 0.00 | 0.00 | 5,241.26 |
| 346000-7000-001 | 528,230.35 | 27,710.47 | 380,009.41 | 26,787.56 | 0.00 | 922.91 | 407,719.88 |
| 347110-7000-001 | 92,317.22 | 8,412.60 | 46,048.34 | 8,412.60 | 0.00 | 0.00 | 54,460.94 |
| 348000-7000-001 | 10,364.16 | 942.23 | 705.35 | 942.23 | 0.00 | 0.00 | 1,647.58 |
| | 805,897.44 | 39,524.80 | 556,035.06 | 38,601.89 | - | (16,862.42) | 577,774.53 |
| | 75,762,602.32 | 1,549,246.30 | 17,439,102.79 | 1,501,277.12 | - | (79,436.87) | 18,861,245.07 |

PENNICHUCK EAST UTILITY, INC
MATERIAL AND SUPPLIES
For The Twelve Months Ended December 31, 2022

Schedule 2B

| | | 12/31/22 | 13 Month Average | 12/31/21 | 12/31/20 |
|--------|-------------------------|----------|---------------------|----------|----------|
| 151000 | INVENTORY | - | - | - | - |
| 151101 | INVENTORY: METERS - PEU | - | - | - | - |
| 151400 | INVENTORY: CHEMICALS | - | - | - | - |
| | | - | - | - | - |

Notes:

(1) All inventory is maintained at the PWW level as of 1/1/2015

PENNICHUCK EAST UTILITY, INC.
OTHER DEFERRED CHARGES - OTHER ASSETS
For the Twelve Months Ended December 31, 2022

Schedule 2
Attachment B

| ACCOUNT # | DESCRIPTION | 12/31/22 | 12/31/21 | 12/31/20 | EXPLANATION |
|-----------|--|------------------|------------------|------------------|-------------|
| 186000 | PHASE II & V WAIVER - NC | - | - | - | |
| 186100 | ACQUISITION PREMIUM - MARA | 6,806,342 | 6,922,212 | 7,147,636 | Note 1 |
| 186175 | CROSS CONNECTION SURVEY-PEU | - | - | - | |
| 186265 | ABATEMENT | 6,838 | 6,838 | 6,838 | |
| 186271 | LONDONDERRY CORE RE-CHLORINATION | 11,430 | 12,321 | - | |
| 186272 | LONDONDERRY RRA AND ERP | 2,257 | 2,432 | - | |
| 186281 | LITCHFIELD RRA AND ERP | 4,794 | 4,862 | - | |
| 186310 | W&E WATER SYSTEM SUPPLY STUDY | 7,796 | 7,982 | - | |
| 186311 | MSDC W&E INTERCONNECTION | 114,011 | 116,738 | - | |
| 186360 | W&E WATER SUPPLY STUDY | 930 | 1,066 | 1,338 | |
| 186375 | AIRSTRIP STATION UPGRADE STUDY | 15,419 | 15,837 | 16,675 | |
| 186500 | MANCHESTER SRCE DEV CHARGEELY | 435,632 | 458,618 | 504,592 | |
| 186510 | MSDC: MAPLE HILLS - DERRY | 18,465 | 20,120 | 23,429 | |
| 186700 | N CONWAY WATER INTERCONNECT | 33,506 | 36,508 | 42,513 | |
| 186701 | N CONWAY WATER PREC-BUY IN FEE | 742 | 808 | 941 | |
| 186710 | SKYVIEW ESTATES - PELHAM | 3,309 | 3,309 | 3,309 | |
| 186720 | BOW HIGHLANDS, BOW NH-ACQUISIT | 1,541 | 1,712 | 2,054 | |
| 186730 | CO-BANK DEFERRED PATRONAGE | 238,336 | 212,825 | 181,781 | |
| | TOTAL 186 | 7,701,345 | 7,824,187 | 7,931,104 | |
| 184100 | CLEARING ACCOUNT | (36,846) | (34,782) | (34,782) | |
| | Total Deferred Charges & Other Assets | 7,664,500 | 7,789,405 | 7,896,322 | |

Notes:

- (1) Order 25,292 (DW 11-026) approved the establishment and amortization of the regulatory asset known as the MARA for the Company. MARA is treated as an Equity-Related Item that is removed for the traditional ratemaking process and is subject to recovery only through the CBFRR.

Pennichuck East Utility, Inc
 Net Book Value [Amortization]
 For the Period January 1, 2022 to December 31, 2022
 Deferred Assets Additions
 GAAP

Schedule 2
 Attach B
 Page 1

There were no deferred asset additions in 2022

| Asset ID | Life Yr Mo: 0 yr 0 mo | ASSET BALANCES | | | | AMORTIZATION | | | | | |
|--------------------------------------|------------------------|----------------|-------------|-------------|-------------|--------------|-------------|----------------|-------------|--------------|----------------|
| | | Beginning | Additions | Deletions | Ending | Beg. Balance | Amort. Exp | Oth. Additions | Deletions | End. Balance | Net Book Value |
| Asset GL Acct #: 184100-7000-001 | Life Yr Mo: 0 yr 0 mo | 0.00 | 0.00 | 0.00 | 0.00 | 0.00 | 0.00 | 0.00 | 0.00 | 0.00 | 0.00 |
| Subtotal: 184100-7000-001 | | 0.00 | 0.00 | 0.00 | 0.00 | 0.00 | 0.00 | 0.00 | 0.00 | 0.00 | 0.00 |
| Asset GL Acct #: 186100-7000-001 | Life Yr Mo: 0 yr 0 mo | 0.00 | 0.00 | 0.00 | 0.00 | 0.00 | 0.00 | 0.00 | 0.00 | 0.00 | 0.00 |
| Subtotal: 186100-7000-001 | | 0.00 | 0.00 | 0.00 | 0.00 | 0.00 | 0.00 | 0.00 | 0.00 | 0.00 | 0.00 |
| Asset GL Acct #: 186265-7000-001 | Life Yr Mo: 0 yr 0 mo | 0.00 | 0.00 | 0.00 | 0.00 | 0.00 | 0.00 | 0.00 | 0.00 | 0.00 | 0.00 |
| Subtotal: 186265-7000-001 | | 0.00 | 0.00 | 0.00 | 0.00 | 0.00 | 0.00 | 0.00 | 0.00 | 0.00 | 0.00 |
| Asset GL Acct #: 186400-7000-001 | Life Yr Mo: 0 yr 0 mo | 0.00 | 0.00 | 0.00 | 0.00 | 0.00 | 0.00 | 0.00 | 0.00 | 0.00 | 0.00 |
| Subtotal: 186400-7000-001 | | 0.00 | 0.00 | 0.00 | 0.00 | 0.00 | 0.00 | 0.00 | 0.00 | 0.00 | 0.00 |
| Asset GL Acct #: 186410-7000-001 | Life Yr Mo: 0 yr 0 mo | 0.00 | 0.00 | 0.00 | 0.00 | 0.00 | 0.00 | 0.00 | 0.00 | 0.00 | 0.00 |
| Subtotal: 186410-7000-001 (7) | | 0.00 | 0.00 | 0.00 | 0.00 | 0.00 | 0.00 | 0.00 | 0.00 | 0.00 | 0.00 |
| Asset GL Acct #: 186500-7000-001 | Life Yr Mo: 25 yr 0 mo | 0.00 | 0.00 | 0.00 | 0.00 | 0.00 | 0.00 | 0.00 | 0.00 | 0.00 | 0.00 |
| Subtotal: 186500-7000-001 (1) | | 0.00 | 0.00 | 0.00 | 0.00 | 0.00 | 0.00 | 0.00 | 0.00 | 0.00 | 0.00 |
| Asset GL Acct #: 186730-7000-001 | Life Yr Mo: 0 yr 0 mo | 0.00 | 0.00 | 0.00 | 0.00 | 0.00 | 0.00 | 0.00 | 0.00 | 0.00 | 0.00 |
| Subtotal: 186730-7000-001 (1) | | 0.00 | 0.00 | 0.00 | 0.00 | 0.00 | 0.00 | 0.00 | 0.00 | 0.00 | 0.00 |
| Grand Total | | 0.00 | 0.00 | 0.00 | 0.00 | 0.00 | 0.00 | 0.00 | 0.00 | 0.00 | 0.00 |

*Life is original life of deferred asset, subsequent entries should expire the same month as original.

PENNICHUCK EAST UTILITY, INC.
CONTRIBUTIONS IN AID OF CONSTRUCTION
For the Twelve Months Ended December 31, 2022

Schedule 2C

| | 2018 | 2019 | 2020 | 2021 | 2022 |
|--|--------------------|--------------------|--------------------|--------------------|--------------------|
| 271200 CONTRIBUTIONS IN AID OF CONST | 16,184,119 | 18,098,736 | 21,120,297 | 21,852,650 | 22,005,791 |
| 271204 CIAC: MAPLE HILLS GRANT | 72,531 | 82,388 | 92,245 | 102,102 | 105,135 |
| 271205 CIAC: BIRCH HILLS GRANT | 101,618 | 119,367 | 137,117 | 145,991 | 145,991 |
| 271206 CIAC: LOCKE LAKE GRANT | 13,899 | 15,716 | 17,489 | 19,215 | 19,732 |
| 271207 DRINKING WATER GRANT FUNDS | 600,000 | 600,000 | 600,000 | 600,000 | 600,000 |
| 271250 CIAC: LONDONDERRY/MWW CONN | 603,000 | 603,000 | 603,000 | 603,000 | 603,000 |
| 271300 CIAC: SEASON LANE, LONDONDERRY | 15,400 | 15,400 | 15,400 | 15,400 | 15,400 |
| 271302 CIAC: PELHAM | 84,300 | 84,300 | 84,300 | 84,300 | 84,300 |
| 271303 CIAC: LITCHFIELD | 150,368 | 150,368 | 150,368 | 150,368 | 150,368 |
| 271304 CIAC: BOW | 19,200 | 19,200 | 19,200 | 19,200 | 19,200 |
| 271305 CIAC: LAKEVIEW FARMS - WINDHAM | 46,000 | 46,000 | 46,000 | 46,000 | 46,000 |
| 271325 CIAC: MEADOWBROOK PUMP STATION | 18,900 | 18,900 | 18,900 | 18,900 | 18,900 |
| 271350 CIAC: OAKWOOD | 36,000 | 36,000 | 36,000 | 36,000 | 36,000 |
| 271360 CIAC: SMYTHE WOODS-HOOKSETT | 20,690 | 20,690 | 20,690 | 20,690 | 20,690 |
| 271370 CIAC: W&E | 32,805 | 32,805 | 32,805 | 32,805 | 32,805 |
| 271380 CIAC: FLETCHERS CORNER:ARSENIC | 68,650 | 68,650 | 68,650 | 68,650 | 68,650 |
| 271400 CONTR IN AID OF CONST-DEV INST | 4,536,626 | 4,536,626 | 4,536,626 | 4,536,626 | 4,536,626 |
| TOTAL CIAC | 22,604,106 | 24,548,147 | 27,599,087 | 28,351,897 | 28,508,589 |
| 272101 RESERVE FOR AMORT OF CIAC:PEU | (2,974,589) | (3,404,849) | (4,239,847) | (4,751,580) | (5,011,037) |
| TOTAL RESERVE FOR AMORT OF CIAC | (2,974,589) | (3,404,849) | (4,239,847) | (4,751,580) | (5,011,037) |
| GRAND TOTAL OF CIAC | 19,629,517 | 21,143,298 | 23,359,240 | 23,600,317 | 23,497,551 |

Pennichuck East Utility Inc.
Capital Recovery Assets

| Description | Dec-21 | Jan-22 | Feb-22 | Mar-22 | Apr-22 | May-22 | Jun-22 | Jul-22 | Aug-22 | Sep-22 | Oct-22 | Nov-22 | Dec-22 | 13 Month Average |
|---|------------------|------------------|------------------|------------------|------------------|------------------|------------------|------------------|------------------|------------------|------------------|------------------|------------------|--------------------|
| Capital Recovery Assets | 3,095,412 | 3,095,412 | 3,095,412 | 3,095,336 | 3,094,796 | 3,094,796 | 3,094,166 | 3,094,166 | 3,094,166 | 3,093,975 | 3,093,975 | 3,093,975 | 3,091,894 | 3,094,422 |
| Capital Recovery Assets: Accumulated Depreciation | (977,861) | (982,936) | (988,010) | (993,037) | (997,770) | (1,002,842) | (1,007,513) | (1,012,581) | (1,017,647) | (1,022,586) | (1,027,652) | (1,032,717) | (1,037,022) | (1,007,706) |
| Capital Recovery Assets: Cost of Removal | 71,559 | 71,555 | 71,555 | 71,555 | 71,571 | 71,555 | 71,574 | 71,555 | 71,555 | 71,559 | 71,555 | 71,555 | 71,729 | 71,572 |
| Capital Recovery Assets: Accumulated Depreciation: Loss | 985,625 | 985,625 | 985,625 | 985,653 | 985,849 | 985,849 | 986,077 | 986,077 | 986,077 | 986,141 | 986,141 | 986,141 | 987,485 | 986,028 |
| Capital Recovery Assets: CIAC | (14,096) | (14,096) | (14,096) | (14,096) | (14,096) | (14,096) | (14,096) | (14,096) | (14,096) | (14,096) | (14,096) | (14,096) | (14,096) | (14,096) |
| Capital Recovery Assets: CIAC Amortization | 4,641 | 4,674 | 4,707 | 4,741 | 4,774 | 4,807 | 4,840 | 4,874 | 4,907 | 4,940 | 4,974 | 5,007 | 5,040 | 4,840 |
| North Conway Water Interconnect | 36,508 | 36,008 | 35,507 | 35,007 | 34,507 | 34,006 | 33,506 | 33,005 | 32,505 | 32,005 | 31,504 | 31,004 | 30,503 | 33,506 |
| Total Capital Recovery Rate Base | 3,201,788 | 3,196,242 | 3,190,701 | 3,185,158 | 3,179,630 | 3,174,074 | 3,168,553 | 3,163,000 | 3,157,466 | 3,151,938 | 3,146,401 | 3,140,868 | 3,135,532 | 3,168,565 |

Notes:

(1) Accum Depr Loss/COR

| | | | | | | | | | | | | | | |
|------------------------|---------|---------|---------|---------|---------|---------|---------|---------|---------|---------|---------|---------|---------|----------------|
| Loss | | | | | | | | | | | | | | |
| thru December 2009 (2) | 192,900 | 192,900 | 192,900 | 192,900 | 192,900 | 192,900 | 192,900 | 192,900 | 192,900 | 192,900 | 192,900 | 192,900 | 192,900 | 192,900 |
| 2010 - 2016 (3) | 270,340 | 270,340 | 270,340 | 270,340 | 270,340 | 270,340 | 270,340 | 270,340 | 270,340 | 270,340 | 270,340 | 270,340 | 270,340 | 270,340 |
| 2017 - Current | 522,385 | 522,385 | 522,385 | 522,413 | 522,609 | 522,609 | 522,837 | 522,837 | 522,837 | 522,901 | 522,901 | 522,901 | 524,245 | 522,788 |
| Total Accum Depr Loss | 985,625 | 985,625 | 985,625 | 985,653 | 985,849 | 985,849 | 986,077 | 986,077 | 986,077 | 986,141 | 986,141 | 986,141 | 987,485 | 986,028 |
| Cost of Removal | | | | | | | | | | | | | | |
| thru December 2009 (2) | 4,685 | 4,685 | 4,685 | 4,685 | 4,685 | 4,685 | 4,685 | 4,685 | 4,685 | 4,685 | 4,685 | 4,685 | 4,685 | 4,685 |
| 2010 - 2016 (3) | 1,022 | 1,022 | 1,022 | 1,022 | 1,022 | 1,022 | 1,022 | 1,022 | 1,022 | 1,022 | 1,022 | 1,022 | 1,022 | 1,022 |
| Active Assets | 65,284 | 65,280 | 65,280 | 65,280 | 65,280 | 65,264 | 65,264 | 65,245 | 65,245 | 65,245 | 65,241 | 65,241 | 65,241 | 65,261 |
| Retired Assets | 568 | 568 | 568 | 568 | 584 | 584 | 603 | 603 | 603 | 607 | 607 | 607 | 781 | 604 |
| Total Accum Depr COR | 71,559 | 71,555 | 71,555 | 71,555 | 71,571 | 71,555 | 71,574 | 71,555 | 71,555 | 71,559 | 71,555 | 71,555 | 71,729 | 71,572 |

(2) Represents activity that occurred on PAC books that was subsequently transferred to PEU books per Order 25,051

(3) Assets retired prior to R-AM anniversary

Pennichuck East Utility, Inc.
2022 Miscellaneous Fees

| PEU | | | | | | | |
|-------------------------------|------------------|-----------------|------------------------------------|-----------------------|---|------------------------|--|
| Misc Charge Description | 2022 Quantity | 2022 Misc Fee | Total Fees Collected in 2022 | Requested 2023 Fee | Projected Revenues at new Fee | Additional Revenues | |
| Return Item Fee | 106 | \$ 15.00 | \$ 1,590.00 | \$ 18.00 | \$ 1,908.00 | \$ 318.00 | |
| Water Off After Hours | 2 | \$ 63.00 | \$ 126.00 | \$ 95.00 | \$ 190.00 | \$ 64.00 | |
| Water Off Regular Hours | 63 | \$ 46.00 | \$ 2,898.00 | \$ 67.00 | \$ 4,221.00 | \$ 1,323.00 | |
| Water On After Hours | - | \$ 63.00 | \$ - | \$ 95.00 | \$ - | \$ - | |
| Water On Regular Hours | 60 | \$ 46.00 | \$ 2,760.00 | \$ 67.00 | \$ 4,020.00 | \$ 1,260.00 | |
| Water On/Off After Hours | 6 | \$ 63.00 | \$ 378.00 | \$ 95.00 | \$ 570.00 | \$ 192.00 | |
| Water On/Off Regular Hours | 30 | \$ 46.00 | \$ 1,380.00 | \$ 67.00 | \$ 2,010.00 | \$ 630.00 | |
| Collection Fee After Hours | 13 | \$ 63.00 | \$ 819.00 | \$ 63.00 | \$ 819.00 | \$ - | |
| Collection Fee Regular Hours | 120 | \$ 46.00 | \$ 5,520.00 | \$ 46.00 | \$ 5,520.00 | \$ - | |
| Property Transfer Fee | 508 | \$ 20.00 | \$ 10,160.00 | \$ 30.00 | \$ 15,240.00 | \$ 5,080.00 | |
| Inspection of Services | 131 | \$ 160.00 | \$ 20,960.00 | \$ 230.00 | \$ 30,130.00 | \$ 9,170.00 | |
| New Service Applications | 184 | \$ 20.00 | \$ 3,680.00 | \$ 108.00 | \$ 19,872.00 | \$ 16,192.00 | |
| Main Extension footage | - | \$ 3.00 | \$ - | \$ 3.44 | \$ - | \$ - | |
| | | Totals - | \$ 50,271.00 | | \$ 84,500.00 | | |
| | | | | | Projected increase in Misc Fees based on 2022 activity - | \$ 34,229.00 | |

Pennichuck East Utilities, Inc.
 DW 23-013
 Computation of QCPAC Surcharge
 2/13/23
 8/28/2023 Updated per DOE DR Set 1
 9/25/2023 Updated per DOE DR Set 2
 9/28/2023 Revised to reflect final terms of CoBank Loan

| | DW 21-022 | | DW 21-022 and DW22-005 | | DW 21-022, DW22-005 and DW23-013 | |
|------------------------------------|------------|---------------|------------------------|---------------|----------------------------------|---------------|
| | Revenues | % by Revenues | Revenues | % by Revenues | Revenues | % by Revenues |
| Total OERR - | \$ 109,255 | 26.84% | \$ 129,429 | 25.75% | \$ 168,212 | 26.32% |
| Total DSRR - | \$ 270,766 | 66.51% | \$ 339,296 | 67.50% | \$ 428,176 | 66.99% |
| Total 0.1 DSRR - | \$ 27,077 | 6.65% | \$ 33,930 | 6.75% | \$ 42,818 | 6.70% |
| Total 2020 Annual QCPAC revenues - | \$ 407,098 | | \$ 502,655 | | \$ 639,206 | |

| | Requested DW 20-156 Revenue Requirements | Completed 2020 Qualified Capital Project pro formas | Approved QCPAC Surcharge for 2020 Capital Additions | Completed 2021 Qualified Capital Project pro formas | Approved QCPAC Surcharge for 2021 Capital Additions | Completed 2022 Qualified Capital Project pro formas | Projected QCPAC Surcharge for 2022 Capital Additions | Projected QCPAC For 2023 Capital Additions pro formas | Projected QCPAC Surcharge for 2023 Capital Additions | Projected QCPAC For 2024 Capital Additions pro formas | Projected QCPAC Surcharge for 2024 Capital Additions | Projected QCPAC For 2025 Capital Additions pro formas | Projected QCPAC Surcharge for 2025 Capital Additions |
|---|---|---|--|--|---|--|--|---|--|---|--|---|--|
| City Bond Fixed Revenue Requirement (CBFR) | \$ 926,309 | | \$ 926,309 | \$ - | \$ 926,309 | \$ - | \$ 926,309 | \$ - | \$ 926,309 | \$ - | \$ 926,309 | \$ - | \$ 926,309 |
| Material Operating Expense Requirement (MOERR) | \$ 6,982,335 (1) | \$ 109,255 (5)(11) | \$ 7,091,590 | \$ 20,174 (5) | \$ 7,111,764 | \$ 38,783 (5) | \$ 7,150,547 | \$ 68,190 (5) | \$ 7,218,737 | \$ (23,221) (5)(10) | \$ 7,195,516 | \$ 34,332 (5) | \$ 7,229,848 |
| Operating Expense Contingency | 1.04 (2) | | 1.04 | | 1.04 | | 1.04 | | 1.04 | | 1.04 | | 1.04 |
| Material Operating Expense Requirement (MOERR) (12) | 7,261,628 | | 7,370,883 | | 7,391,658 | | 7,429,841 | | 7,498,030 | | 7,474,809 | | 7,509,141 |
| Non-Material Operating Expense Requirement (NOERR) | \$ 7,163 | | \$ 7,163 | | \$ 7,163 | | \$ 7,163 | | \$ 7,163 | | \$ 7,163 | | \$ 7,163 |
| Amortization Expense (not subject to MOEF) | \$ 52,281 | | \$ 52,281 | | \$ 52,281 | | \$ 52,281 | | \$ 52,281 | | \$ 52,281 | | \$ 52,281 |
| Debt Service Requirement (DSRR 1.0) | \$ 1,739,398 (3) | \$ 270,766 (6) | \$ 2,010,164 | \$ 68,530 (7) | \$ 2,078,694 | \$ 88,880 (13) | \$ 2,167,574 | \$ 236,983 (14) | \$ 2,404,557 | \$ 170,555 (14) | \$ 2,575,112 | \$ 142,649 (14) | \$ 2,717,761 |
| Principal and Interest Coverage Requirement | 1.10 | | 1.10 | | 1.10 | | 1.10 | | 1.10 | | 1.10 | | 1.10 |
| Total Debt Service Requirement including the 0.1 DSRR | \$ 1,913,338 | | \$ 2,211,181 | | \$ 2,286,564 | | \$ 2,384,332 | | \$ 2,645,013 | | \$ 2,832,623 | | \$ 2,989,537 |
| Revenue Requirement exclusive of NCCRS | \$ 10,166,719 | | \$ 10,567,817 | | \$ 10,663,374 | | \$ 10,799,925 | | \$ 11,328,796 | | \$ 11,293,185 | | \$ 11,484,431 |
| Less Other Operating Revenues | \$ 30,188 (4) | | \$ 30,188 | | \$ 30,188 | | \$ 30,188 | | \$ 30,188 | | \$ 30,188 | | \$ 30,188 |
| Revenues required from Customer Classes exclusive of NCCRS | \$ 10,130,531 | | \$ 10,537,629 | | \$ 10,633,186 | | \$ 10,769,737 | | \$ 11,098,608 | | \$ 11,262,997 | | \$ 11,454,243 |
| Revenues subject to QCPAC | \$ 10,130,531 | | \$ 10,537,629 | | \$ 10,633,186 | | \$ 10,769,737 | | \$ 11,098,608 | | \$ 11,262,997 | | \$ 11,454,243 |
| Projected QCPAC Increase (8) | | | 4.02% | | 0.94% | | 1.35% | | 3.25% | | 1.62% | | 1.89% |
| Cumulative QCPAC increase (9) | | | 4.02% | | 4.96% | | 6.31% | | 9.56% | | 11.18% | | 13.07% |
| Cumulative QCPAC monthly increase in average single family residential bill | | | \$ 3.30 | | \$ 4.18 | | \$ 5.32 | | \$ 8.66 | | \$ 9.42 | | \$ 11.02 |
| Average monthly single family residential bill with QCPAC | | | \$ 87.70 | | \$ 88.49 | | \$ 89.63 | | \$ 92.37 | | \$ 93.73 | | \$ 95.33 |

Notes:
 (1) Operating Expense Requirement is the sum of the Total Operating Expenses and Property Tax Expense approved in DW20-156. It does not include Amortization Expense.
 (2) Material operating expense factor approved in DW20-156.
 (3) Annual Principal and interest payments for PEU debt associated with plant in service approved in DW20-156 less Georgetown project in Lock Lake.
 (4) Other Revenues from 2019 Test Year in DW20-156.
 (5) QCPAC operating expense pro formas are based on the property taxes for plant added during the year.
 (6) See Calculation of annual principal and interest payments on spreadsheet titled "2020 QCPAC PEU Additions."
 (7) Portion of Annual Principal and interest payments paid to CoBank for debt associated with plant placed in service between 1/1/2021 and 12/31/2021 for designated year based on a 25 year term loan with an actual total all in interest rate of 7.16% that was not recovered in DW20-156.
 (8) QCPAC percent revenue surcharges based on increase in revenues over the revenues requested in DW20-156.
 (9) Cumulative surcharge percentage is based on total surcharge revenues collected divided by the revenues requested in DW20-156.
 (10) QCPAC operating expense pro forma associated with property taxes is reduced by \$ 70,000 to reflect reduction in purchased water costs associated with the completion of the Loadshedding Storage Tank. Due to delay in this project this pro forma was removed from the 2022 QCPAC calculation.
 (11) QCPAC operating expense pro forma associated with property taxes is reduced by \$ 28,000 to reflect reduction in arsenic treatment costs associated with the completion of the Locke Lake new water well line to the Peacham Road Treatment plant.
 (12) MOEF is not applied to QCPAC expenses.
 (13) Portion of Annual Principal and interest payments paid to CoBank for debt associated with plant placed in service between 1/1/2022 and 12/31/2022 for designated year based on a 25 year term loan with an actual total all in interest rate of 7.26%.
 (14) Portion of Annual Principal and interest payments paid to CoBank for debt associated with plant placed in service between 1/1 and 12/31 in 2023, 2024 and 2025 based on a 25 year term loan with an actual total all in interest rate of 7.25%.

Impact on PEU Single Family Residential Home:

| | |
|---|-----------------|
| Monthly meter charge requested in DW20-156 | \$ 22.56 |
| Average Single Family Consumption (CCF) | 6.50 |
| Consumption Charge requested in DW20-156 | \$ 9.50 per CCF |
| Average Single Family monthly bill with rates requested in DW20-156 | \$ 84.31 |

| | | | 1 | 2 | 3 | 4 | 5 | 6 | 7 | |
|--------------------------------|-----|------|---------------------------------|---------------------|-----------------------|---------------------|---------------------|-----------------------|-----------------------|---------------------|
| | | | Jan-22 | Feb-22 | Mar-22 | Apr-22 | May-22 | Jun-22 | Jul-22 | |
| Water Sales | | | | | | | | | | |
| 460100 | 001 | 7100 | WATER SLS:BILLED CAP REC SURCG | (14,923.28) | (14,913.25) | (14,937.13) | (14,925.43) | (14,894.56) | (14,965.81) | (14,921.85) |
| 460200 | 001 | 7100 | CBFRR REVENUES | (77,192.43) | (77,192.43) | (77,192.43) | (77,192.43) | (77,192.43) | (77,192.43) | (77,192.43) |
| 460998 | 001 | 7100 | CBFRR REVENUES - CONTRA | 77,192.43 | 77,192.43 | 77,192.43 | 77,192.43 | 77,192.43 | 77,192.43 | 77,192.43 |
| 461000 | 001 | 7100 | WATER SALES: BILLED REVENUE | (691,164.24) | (606,029.34) | (613,438.15) | (738,289.67) | (665,414.58) | (832,522.64) | (1,162,009.33) |
| 461001 | 001 | 7100 | WATER SALES BILLED RECOUPMENT | - | - | - | - | - | - | (79,561.63) |
| 461100 | 001 | 7100 | WATER SALES: UNBILLED REVENUE | 67,060.00 | (17,734.00) | (39,902.00) | 96,195.00 | (162,707.00) | (218,283.00) | 30,537.00 |
| 461200 | 001 | 7100 | WATER SALES-UNBILLED RECOUPMNT | - | - | (936,385.39) | - | - | - | 79,561.63 |
| 461300 | 001 | 7100 | WATER SLS:UNBIL CAP REC RECOUP | - | - | - | - | - | - | - |
| 461400 | 001 | 7100 | WATER SLS:BILLED CAP REC RECOUP | - | - | - | - | - | - | - |
| 471100 | 001 | 7100 | QCPAC SURCHARGE REVENUE | - | - | - | - | (20,002.63) | (37,538.79) | (50,833.00) |
| 471105 | 001 | 7100 | QCPAC BILLED RECOUPMENT | - | - | - | - | (24,847.09) | (40,882.42) | (40,535.72) |
| 471110 | 001 | 7100 | QCPAC UNBILLED RECOUPMENT | - | - | - | (203,093.99) | 24,847.09 | 40,882.42 | 40,535.72 |
| 462000 | 001 | 7100 | FIRE PROTECTION REVENUE | (124,291.46) | (124,310.53) | (122,004.33) | (104,254.19) | (101,820.69) | (101,844.86) | (101,859.38) |
| | | | (763,318.98) | (762,987.12) | (1,726,667.00) | (964,368.28) | (964,839.46) | (1,205,155.10) | (1,299,086.56) | |
| Other Operating Revenue | | | | | | | | | | |
| 471300 | 001 | 7100 | MISC OPERATING REVENUE | (1,491.00) | (1,383.00) | (668.00) | (1,378.50) | (1,914.00) | (2,650.88) | (3,747.00) |
| 474100 | 001 | 7100 | OTHER REVENUE: SOLAR REBATE | - | - | - | - | - | - | - |
| | | | (1,491.00) | (1,383.00) | (668.00) | (1,378.50) | (1,914.00) | (2,650.88) | (3,747.00) | |
| | | | Total Revenues | 764,809.98 | 764,370.12 | 1,727,335.00 | 965,746.78 | 966,753.46 | 1,207,805.98 | 1,302,833.56 |
| Production Expenses | | | | | | | | | | |
| 601100 | 001 | 7105 | OTHER PRODUCTION LABOR | 5,089.08 | 3,613.74 | 626.81 | 789.47 | 5,536.17 | 6,065.95 | 5,983.44 |
| 602100 | 001 | 7105 | PURCH WATER: INTERCONNECT | 31,039.74 | 32,065.08 | 37,374.96 | 28,928.94 | 41,240.18 | 52,949.52 | 53,933.69 |
| 602200 | 001 | 7105 | PURCH WATER: COHAS | 54,596.92 | 1,871.36 | 30,588.94 | 28,640.14 | 29,939.34 | 39,683.34 | 44,230.54 |
| 602205 | 001 | 7105 | PURCH WATER: SMYTHE WOODS | 2,089.10 | - | 1,274.32 | 1,299.16 | 1,299.16 | 1,547.56 | 1,497.88 |
| 602300 | 001 | 7105 | PURCHASED WATER: BIRCH HILL | 1,852.67 | 5,101.67 | 2,332.67 | 3,355.67 | 4,393.67 | 6,337.67 | 3,979.67 |
| 602450 | 001 | 7105 | PURCH WATER: BROOK PARK | 7,688.79 | - | 3,621.91 | 2,795.29 | 4,115.60 | 6,892.64 | 7,457.80 |
| 602500 | 001 | 7105 | PURCH WATER: SPRINGWOOD | 6,385.73 | - | 3,199.36 | 3,134.40 | 909.52 | 643.18 | 929.01 |
| 602510 | 001 | 7105 | PURCH WATER: W&E | - | - | - | - | - | - | - |
| 602600 | 001 | 7105 | PURCH WATER: HUDSON | 2,065.94 | 2,065.94 | 2,435.70 | 2,088.75 | 2,460.69 | 2,088.75 | 2,088.75 |
| 602650 | 001 | 7105 | PURCH WATER: SOUTH RD: LY | 298.12 | 298.12 | 395.08 | 395.08 | 395.08 | 2,275.13 | 2,275.13 |
| 602700 | 001 | 7105 | PURCH WATER: PINE CREEK-LITCH | 827.39 | - | 401.52 | 380.40 | 388.52 | 932.56 | 403.14 |
| 602730 | 001 | 7105 | PURCH WATER: WESCO | 5,374.38 | 5,374.38 | 5,374.38 | 6,183.10 | 6,183.10 | 6,183.10 | (2,614.09) |
| 602815 | 001 | 7105 | PURCH WATER: GREENHILLS | 6,843.43 | 3,700.98 | 2,963.75 | 5,859.66 | 2,693.87 | 3,378.44 | 7,095.73 |
| 602860 | 001 | 7105 | PURCH WATER: SETTLERS LN(OKWD) | 2,465.65 | 2,465.65 | 3,268.09 | 3,268.09 | 3,268.09 | 4,849.99 | (353.32) |
| 602880 | 001 | 7105 | PURCHASED WATER: MAPLE HILLS | 5,343.35 | 5,343.35 | 5,257.99 | 5,257.99 | 5,257.99 | 5,497.10 | 5,497.10 |
| 602890 | 001 | 7105 | PURCHASED WATER: SALEM | - | - | - | - | - | - | - |
| 602900 | 001 | 7105 | PURCH WATER: FRANCOUER TRUCKIN | - | - | 1,365.00 | 425.00 | 623.50 | - | - |
| 610200 | 001 | 7105 | SALARIES - WTP | - | - | - | - | - | - | - |
| 610201 | 001 | 7105 | BENEFITS - WTP | - | - | - | - | - | - | - |
| 623201 | 001 | 7105 | COHAS PUMP STAT: LY - POWER | 3,200.21 | 2,806.11 | 2,929.52 | 2,461.77 | 3,581.87 | 3,858.68 | 4,339.43 |
| 623211 | 001 | 7105 | W&E PUMP STATION: WM - POWER | 1,609.94 | 1,570.67 | 2,108.89 | 680.78 | 2,295.36 | 1,035.42 | 1,658.14 |
| 623220 | 001 | 7105 | STONE SLED BOOST: BOW - POWER | 1,171.40 | 1,120.30 | 292.24 | 911.97 | 505.50 | 477.49 | 439.18 |
| 623225 | 001 | 7105 | STONE RDG BOOSTER:EXETER-POWER | 1,695.02 | 1,675.88 | 403.10 | 546.60 | 911.64 | 420.82 | 392.62 |
| 623231 | 001 | 7105 | CASTLE REACH PUMP ST:WM -POWER | 1,074.94 | 964.03 | 877.16 | 820.65 | 574.60 | 466.62 | 617.76 |
| 623241 | 001 | 7105 | FOREST HILLS PUMP ST: LY-POWER | 345.23 | 332.86 | 305.57 | 246.36 | 156.36 | 130.85 | 138.08 |
| 623245 | 001 | 7105 | DANIELS LAKE: POWER | 851.47 | - | 518.82 | 705.49 | 485.60 | 289.84 | 298.65 |
| 623250 | 001 | 7105 | POWER PURCHASED: LOCKE LAKE | 3,157.64 | 3,045.64 | 3,157.10 | 1,661.31 | 2,118.23 | 2,849.80 | 3,654.49 |

| | | | | 1 | 2 | 3 | 4 | 5 | 6 | 7 |
|--------|-----|------|---------------------------------|----------|----------|-----------|----------|----------|----------|----------|
| | | | | Jan-22 | Feb-22 | Mar-22 | Apr-22 | May-22 | Jun-22 | Jul-22 |
| 623251 | 001 | 7105 | POWER PURCHASED: BIRCH HILL | 728.22 | 698.36 | 753.03 | 668.64 | 544.78 | 185.34 | 96.53 |
| 623252 | 001 | 7105 | POWER PURCHASED: MIDDLETON | 1,018.06 | 1,196.24 | 1,004.09 | 880.53 | 1,035.31 | 629.25 | 688.00 |
| 623261 | 001 | 7105 | LAMPLIGHTER PUMP ST: WM -POWER | 985.64 | 951.65 | 1,127.72 | 521.87 | 1,384.64 | 420.99 | 459.34 |
| 623271 | 001 | 7105 | THURSTON WOODS PUMP ST:LEE-PWR | 720.60 | 624.73 | 610.34 | 562.61 | 451.92 | 409.07 | 404.30 |
| 623281 | 001 | 7105 | FLETCHERS CORNER ST: WM-POWER | 1,497.95 | 1,431.97 | 1,706.45 | 1,351.48 | 1,265.15 | 863.61 | 870.87 |
| 623290 | 001 | 7105 | CHESTERBROOK PUMP STAT: POWER | - | - | - | - | - | - | - |
| 623301 | 001 | 7105 | GOLDENBROOK PUMP ST: WM -POWER | 813.09 | 833.33 | 941.21 | 723.81 | 611.99 | 607.51 | 751.01 |
| 623321 | 001 | 7105 | SHAKER HGHTS PUMP STAT: POWER | 428.67 | 441.22 | 441.48 | 377.73 | 160.98 | 105.76 | 97.45 |
| 623351 | 001 | 7105 | BEAVER HOLLOW PUMP ST: SN-PWR | 758.58 | 495.94 | 442.45 | 154.44 | 364.10 | 287.73 | 108.75 |
| 623376 | 001 | 7105 | CLEARWATER EST: RAYMOND: POWER | 1,090.13 | 1,194.93 | 1,152.14 | 1,047.81 | 982.89 | 590.02 | 540.86 |
| 623401 | 001 | 7105 | HARDWOOD PUMP ST: WM - POWER | 1,500.68 | 1,366.26 | 1,618.02 | 1,397.21 | 1,425.49 | 994.92 | 703.33 |
| 623421 | 001 | 7105 | WHITE ROCK PUMP ST:BOW - POWER | 2,623.79 | 2,490.39 | 699.94 | 636.06 | 1,981.38 | 1,188.39 | 1,020.58 |
| 623441 | 001 | 7105 | ROLLING HILLS PUMP ST:PW -PWR | 61.65 | 53.89 | 54.06 | 53.40 | 53.62 | 58.77 | 58.92 |
| 623471 | 001 | 7105 | GILCREAST BOOSTER STAT:LY-PWR | 48.39 | - | 53.79 | 68.33 | 52.35 | 47.71 | 48.50 |
| 623501 | 001 | 7105 | SPRINGWOOD HLS PUMP ST:WM -PWR | 708.71 | 548.22 | 537.18 | 495.38 | 893.36 | 471.69 | 550.92 |
| 623551 | 001 | 7105 | DARRAH BOOSTER STAT: LY- POWER | 1,090.45 | 1,015.19 | 1,285.68 | 926.61 | 1,874.09 | 1,829.64 | 2,217.74 |
| 623621 | 001 | 7105 | COLONIAL DR BOOSTER ST:LF-PWR | 324.58 | 388.26 | 402.47 | 322.42 | 374.03 | 117.23 | 112.85 |
| 623651 | 001 | 7105 | SOUTH RD BOOSTER STAT: LY -PWR | 524.08 | 480.04 | 453.39 | 393.79 | 374.16 | 226.97 | 238.78 |
| 623671 | 001 | 7105 | MEADOWVIEW PUMP STAT: PM - PWR | 1,277.20 | 1,251.30 | 1,186.01 | 541.45 | 785.39 | 612.43 | 1,369.93 |
| 623701 | 001 | 7105 | NESENKEAG PUMP STAT: LY -POWER | - | - | - | - | - | - | - |
| 623731 | 001 | 7105 | WESCO BOOSTER STAT: HT - POWER | 968.96 | 1,086.92 | 1,095.59 | 983.12 | 718.61 | 536.63 | 497.38 |
| 623751 | 001 | 7105 | ATKINSON PUMP STAT: AN - POWER | 322.63 | 314.70 | 306.89 | 205.09 | 211.06 | 178.38 | 131.37 |
| 623801 | 001 | 7105 | W&E BOOSTER STATION: WM -POWER | 515.09 | 503.30 | 610.61 | 486.95 | 406.77 | 358.57 | 357.91 |
| 623805 | 001 | 7105 | SPRUCE POND PUMP STA: WM - PWR | 3,117.36 | - | 1,606.57 | 1,465.67 | 1,744.83 | 947.51 | 833.36 |
| 623811 | 001 | 7105 | LIBERTY TREE PUMP ST: RD-POWER | 1,905.22 | 1,675.90 | 1,762.52 | 600.04 | 1,199.51 | 616.79 | 565.66 |
| 623816 | 001 | 7105 | GREEN HILLS PUMP ST: RD -POWER | - | - | - | - | - | - | - |
| 623841 | 001 | 7105 | MINISTERIAL HEIGHTS PS:LY -PWR | 665.69 | 594.57 | 641.39 | 616.07 | 655.16 | 310.14 | 502.71 |
| 623851 | 001 | 7105 | PINE HAVEN PUMP ST: LY - POWER | 122.45 | 158.20 | 235.46 | 213.48 | 187.44 | 215.47 | 266.24 |
| 623882 | 001 | 7105 | HARVEST VIL PUMP ST: LY -POWER | 598.24 | 575.10 | 609.74 | 541.29 | 399.83 | 238.71 | 218.47 |
| 623961 | 001 | 7105 | WILLIAMSBURG PUMP ST: PM-POWER | 2,864.54 | 3,374.48 | 2,810.76 | 2,179.25 | 1,599.64 | 1,674.06 | 1,836.44 |
| 623971 | 001 | 7105 | AVERY PUMP ST: LY - POWER | - | - | - | - | - | - | - |
| 623981 | 001 | 7105 | MAPLE HILLS PUMP ST: DY -POWER | 588.63 | 636.40 | 687.20 | 603.71 | 447.02 | 435.57 | 299.27 |
| 623991 | 001 | 7105 | GAGE HILL PUMP ST: PM - POWER | 1,072.77 | 520.74 | 648.55 | 254.20 | 412.57 | 351.67 | 320.14 |
| 623993 | 001 | 7105 | NORTHERN SHORES-TILTON: POWER | 428.88 | 614.67 | 631.96 | 488.02 | 416.49 | 195.59 | 169.34 |
| 623994 | 001 | 7105 | WINNISQUAM VILLAGE POWER | 534.61 | 552.94 | 573.77 | 475.42 | 548.81 | 297.05 | 196.67 |
| 623995 | 001 | 7105 | WOOD MEADOWS - POWER | 793.78 | 808.33 | 959.62 | 812.42 | 809.66 | 809.76 | 678.90 |
| 623996 | 001 | 7105 | EAST DERRY PUMP ST: DY - POWER | 437.80 | 435.70 | 442.18 | 376.56 | 284.14 | 85.61 | 68.04 |
| 623997 | 001 | 7105 | SKYVIEW ESTATES-PELHAM POWER | 1,148.06 | 1,088.45 | 1,229.16 | 552.12 | 864.43 | 652.46 | 1,261.19 |
| 623998 | 001 | 7105 | MACGREGOR CUT - POWER | 749.96 | 764.29 | 816.64 | 730.45 | 631.96 | 446.26 | 425.32 |
| 623999 | 001 | 7105 | POWER PURCHASED: CONSULTING | - | - | - | - | - | - | - |
| 624100 | 001 | 7105 | OPER LABOR: TREATMENT PLANT | - | - | - | - | - | - | - |
| 626100 | 001 | 7105 | OPER EXP T PLANT: MAT & EXP | 81.95 | 1,137.43 | - | - | 340.52 | 148.98 | - |
| 626120 | 001 | 7105 | OP EXP-SCADA&ALARM MSTR DIALER | - | 970.00 | - | 40.89 | - | 60.12 | 2,000.00 |
| 631100 | 001 | 7105 | MAINT STRUCT: BOOSTER STATION | - | - | - | 220.99 | 3,070.20 | 3,125.00 | 2,717.91 |
| 631500 | 001 | 7105 | MAINT STRUCT: SOURCE/SUPPLY | 4,454.93 | 4,089.34 | 215.15 | - | - | - | - |
| 633100 | 001 | 7105 | MAINT PUMP EQUIP: LABOR | - | - | 104.78 | - | - | - | - |
| 633105 | 001 | 7105 | MAINT PUMP EQUIP: MAT & EXP | 936.92 | 6,420.00 | 1,385.54 | 1,176.45 | - | - | - |
| 633140 | 001 | 7105 | MAIN OF STRUCT:BOOSTER STATION | - | - | - | - | - | - | - |
| 633150 | 001 | 7105 | MAINT BOOST ST: PHONE | 77.47 | 77.45 | 77.73 | 77.51 | 77.50 | 80.80 | 82.25 |
| 633155 | 001 | 7105 | MAINT BOOST ST: GAS/OIL/PROPANE | 9,638.68 | 1,958.46 | 12,246.33 | 137.46 | 2,651.34 | 3,633.50 | 192.04 |

| | | | 1 | 2 | 3 | 4 | 5 | 6 | 7 | |
|---|-----|------|---------------------------------------|-------------------|-------------------|-------------------|-------------------|-------------------|-------------------|-----------|
| | | | Jan-22 | Feb-22 | Mar-22 | Apr-22 | May-22 | Jun-22 | Jul-22 | |
| 633199 | 001 | 7105 | BOOSTER STATION GENERAL MAINT | 56,289.28 | 48,241.13 | 61,154.71 | 54,693.23 | 63,243.31 | 71,403.21 | 69,095.16 |
| 633210 | 001 | 7105 | W&E PUMP STA: WM | 3,352.56 | 2,921.37 | 4,958.72 | 3,431.08 | 3,433.73 | 4,275.07 | 4,033.20 |
| 633212 | 001 | 7105 | W&E PUMP STA: WM - CHEMICALS | - | - | - | - | - | - | - |
| 633214 | 001 | 7105 | W&E PUMP STA: WM - PROPANE | - | - | - | - | - | - | - |
| 633400 | 001 | 7105 | HARDWOOD PUMP STA: WM | 800.00 | 750.00 | 750.00 | 750.00 | 750.00 | 400.00 | 400.00 |
| 633881 | 001 | 7105 | HARVEST VLGE PUMP STA: LY | - | - | - | - | - | - | - |
| 633973 | 001 | 7105 | AVERY PUMP STA: LY - TELEPHONE | - | - | - | - | - | - | - |
| 641110 | 001 | 7105 | CHLORINE: | 110.19 | 422.17 | 837.77 | 154.00 | 375.24 | 635.06 | 327.51 |
| 641120 | 001 | 7105 | FERRIC CHLORIDE | - | - | - | - | 976.60 | - | - |
| 641160 | 001 | 7105 | CORROSION INHIBITOR | - | 111.18 | 37.06 | 37.06 | 1,062.06 | 70.18 | 70.18 |
| 641170 | 001 | 7105 | MISC TREATMENT CHEMICALS | - | - | - | - | - | - | - |
| 641180 | 001 | 7105 | CARBON DIOXIDE | - | - | - | - | - | - | - |
| 641190 | 001 | 7105 | ARSENIC MEDIA REPLACEMENT | 4,042.98 | - | - | - | 20,143.50 | 13,601.30 | - |
| 641201 | 001 | 7105 | POLYPHOSPHATE | - | 1,000.00 | - | - | - | 61.25 | 244.97 |
| 641203 | 001 | 7105 | POT PERM | - | - | 162.99 | - | - | 162.99 | 200.49 |
| 641205 | 001 | 7105 | SODIUM HYDROXIDE | 7,458.39 | 295.30 | 24.81 | 1,617.16 | 14.88 | 121.88 | 2,442.55 |
| 641206 | 001 | 7105 | SALT | 1,840.81 | 2,401.47 | 2,835.90 | 3,470.25 | 3,222.84 | 2,128.11 | 4,001.92 |
| 641210 | 001 | 7105 | SODIUM HEXAMETAPHOSPHATE | - | - | - | - | - | - | - |
| 641212 | 001 | 7105 | POT ASH | - | - | - | - | - | - | - |
| 641213 | 001 | 7105 | SODA ASH | - | - | - | - | - | - | - |
| 641214 | 001 | 7105 | W&E CHEMICALS | - | - | - | - | - | - | - |
| 642200 | 001 | 7105 | LABORATORY EXPENSE | 666.00 | 908.63 | 846.37 | 224.28 | 611.72 | 1,007.81 | 633.09 |
| 642205 | 001 | 7105 | LAB EXPENSE: OUTSIDE TESTING | 6,920.04 | 2,650.88 | 2,669.76 | 4,145.58 | 7,829.42 | 3,910.52 | 12,222.96 |
| 652220 | 001 | 7105 | MAINT PROC EQUIP:SCADA & OTHER | 3,885.22 | 1,942.18 | 8,167.03 | 857.94 | 825.20 | 3,943.27 | 608.70 |
| 652201 | 001 | 7105 | MAINT PROC EQ:TP SLUDGE REMOVE | - | - | - | - | - | - | - |
| | | | 278,656.70 | 178,879.36 | 237,685.59 | 194,577.38 | 254,115.26 | 275,620.76 | 262,182.82 | |
| Transmission & Distribution Expenses | | | | | | | | | | |
| 660000 | 001 | 7106 | SUPERINTENDENCE: OPERATIONS | - | - | - | - | - | - | - |
| 660001 | 001 | 7106 | BENEFITS: OPERATIONS MANAGER | - | - | - | - | - | - | - |
| 662003 | 001 | 7106 | MISC GENERAL EXP: OPERATIONS | - | - | - | - | - | - | - |
| 662004 | 001 | 7106 | MISC: T&D MATERIAL & SUPPLY | - | - | - | - | - | - | - |
| 663100 | 001 | 7106 | METER OPERATING LABOR & EXP | 3,386.97 | 4,730.63 | 12,011.50 | 4,340.22 | 6,119.63 | 5,978.50 | 2,497.67 |
| 663101 | 001 | 7106 | MOLE: METER REMOVAL | - | - | 450.42 | 2,542.72 | 2,036.99 | 791.79 | - |
| 664200 | 001 | 7106 | OTHER EXPENSE ON CUST PREMISIS | 195.10 | 385.20 | 51.36 | 428.00 | 2,472.40 | 4,889.86 | 250.86 |
| 665100 | 001 | 7106 | SMALL TOOL EXPENSE: NC | - | - | - | - | - | - | - |
| 665250 | 001 | 7106 | TRANS/EXP: MISCELLANEOUS | - | - | - | - | - | - | - |
| 665400 | 001 | 7106 | GASOLINE | - | - | - | - | - | - | - |
| 673001 | 001 | 7106 | MAINT MAINS: REPAIRS | 2,664.59 | 35,374.31 | 6,185.27 | 11,594.00 | 14,609.61 | 7,138.91 | 7,666.09 |
| 673002 | 001 | 7106 | MAINT MAINS: GATE PROGRAM | 1,270.57 | 1,244.80 | 11,435.64 | 7,746.80 | 5,258.35 | 2,377.13 | 4,466.71 |
| 673003 | 001 | 7106 | MAINT MAINS: FLUSHING | 1,602.38 | 1,114.95 | 3,800.80 | 66,215.04 | 28,880.74 | 10,834.96 | 394.89 |
| 673004 | 001 | 7106 | MAINT GATES: INSPECTION | 1,427.73 | 12,074.11 | 2,677.97 | 772.19 | 274.32 | 1,156.10 | 10,242.07 |
| 673005 | 001 | 7106 | MAINT MAINS: WESCO MASTER METER VAULT | 154.92 | 164.76 | 166.77 | 151.44 | 109.33 | 93.71 | 62.14 |
| 675000 | 001 | 7106 | MAINTENANCE: SERVICES | 33,035.61 | 14,029.16 | 19,916.18 | 7,442.59 | 28,846.27 | 8,392.39 | 17,297.64 |
| 676000 | 001 | 7106 | MAINTENANCE: METERS | 999.20 | 446.63 | 13,380.28 | 15,346.23 | 3,611.30 | 1,805.28 | 589.13 |
| 677000 | 001 | 7106 | MAINTENANCE: HYDRANTS | - | - | - | - | - | 162.18 | - |
| 677001 | 001 | 7106 | MAINTENANCE: HYDRANTS-REPAIRS | 15,356.05 | 15,009.23 | 6,203.54 | 332.91 | 1,780.99 | 2,448.08 | 2,891.01 |
| 677002 | 001 | 7106 | MAINTENANCE: HYDRANTS-PAINTING | - | - | - | - | - | - | - |

| | | | | 1 | 2 | 3 | 4 | 5 | 6 | 7 |
|--|-----|-----------|---------------------------------|-------------------|-------------------|-------------------|-------------------|-------------------|-------------------|-------------------|
| | | | | Jan-22 | Feb-22 | Mar-22 | Apr-22 | May-22 | Jun-22 | Jul-22 |
| 677003 | 001 | 7106 | MAINTENANCE: HYDRANTS-INSPECTN | 8,488.40 | 1,503.17 | 537.89 | - | - | 2,626.78 | 1,820.40 |
| 678000 | 001 | 7106 | MONITOR CONTRACTORS MARKING | 2,856.34 | 1,966.32 | 7,698.11 | 8,116.53 | 6,666.44 | 9,055.89 | 9,306.97 |
| | | | | 71,437.86 | 88,043.27 | 84,515.73 | 125,028.67 | 100,666.37 | 57,751.56 | 57,485.58 |
| Customer Accounts & Collection Expenses | | | | | | | | | | |
| 902000 | 001 | 7108 | CUSTOMER ORDS: COLLECTIONS | - | - | - | - | - | - | - |
| 903000 | 001 | 7108 | CUSTOMER ORDS: COLLECTIONS | - | - | 277.97 | - | 1,997.04 | 1,639.95 | 739.32 |
| 902001 | 001 | 7108 | METER READING | 5,040.28 | 6,969.13 | 4,153.37 | 5,612.35 | 5,294.34 | 2,365.19 | 3,618.26 |
| 902098 | 001 | 7108 | METER READING: TRANSFERS | 550.83 | 865.46 | 704.13 | 974.27 | 1,442.78 | 2,437.29 | 1,956.30 |
| 902099 | 001 | 7108 | METER READING: EXCEPTIONS | 1,468.86 | 1,253.51 | 558.22 | 138.21 | 612.31 | 417.12 | 433.94 |
| 902100 | 001 | 7108 | BILLING & ACCOUNTING | - | - | - | - | - | - | - |
| 903100 | 001 | 7108 | BILLING & ACCOUNTING | 6,340.99 | 5,244.58 | 7,513.96 | 7,221.53 | 6,785.11 | 7,085.16 | 7,711.67 |
| 930200 | 001 | 7108:7109 | PUBLIC RELATIONS | - | 98.40 | 532.65 | 2,097.00 | 6,806.90 | 1,173.29 | - |
| 902400 | 001 | 7108 | WATER BAN | - | - | - | - | - | - | 7,159.74 |
| 904000 | 001 | 7108 | UNCOLLECTABLE ACCOUNTS | (125.33) | 465.58 | (17.76) | 40.12 | 162.26 | 127.11 | 860.49 |
| | | | | 13,275.63 | 14,896.66 | 13,722.54 | 16,083.48 | 23,100.74 | 15,245.11 | 22,479.72 |
| Administrative and General Expense | | | | | | | | | | |
| 921000 | 001 | 7109 | OFFICE SUPPLIES & EXPENSE | 51.06 | 48.76 | 46.84 | 22.13 | 39.16 | 169.42 | 699.16 |
| 921160 | 001 | 7109 | OFFICE SUP & EXP: PHONE-NC | 86.63 | 86.63 | 86.63 | 86.58 | 86.58 | 86.58 | 92.42 |
| 923000 | 001 | 7109 | OUTSIDE SERVICES | 2,729.00 | 4,040.00 | 2,980.00 | 3,887.00 | 1,159.67 | 680.36 | 1,608.08 |
| 924000 | 001 | 7109 | INSURANCE EXPENSE | 11,175.00 | 15,659.45 | 12,747.56 | 13,425.52 | 4,156.18 | 13,425.54 | 13,425.54 |
| 928000 | 001 | 7109 | REGULATORY COMMISSION EXPENSE | 4,299.00 | 4,299.00 | 4,299.00 | 4,299.00 | 4,299.00 | 4,299.00 | 4,299.00 |
| 930102 | 001 | 7109 | LICENSING FEES | 974.17 | 974.17 | 974.17 | 974.17 | 974.17 | 974.17 | 980.83 |
| 930200 | 001 | 7100 | PUBLIC RELATIONS | - | - | - | - | - | - | - |
| 930300 | 001 | 7109 | MEALS | - | 35.02 | - | - | - | - | - |
| 930400 | 001 | 7109 | MISCELLANEOUS GENERAL EXPENSE | - | - | 100.67 | - | 66.75 | - | (25.55) |
| 930401 | 001 | 7109 | MISC GEN EXP:UNREALIZED ACQUIS | - | - | - | - | - | - | - |
| 930410 | 001 | 7109 | CHARITABLE CONTRIBUTIONS | - | - | - | - | - | - | - |
| 950500 | 001 | 7109 | MAINTENANCE:COMPUTER EQUIPMENT | - | - | - | - | - | - | - |
| | | | | 19,314.86 | 25,143.03 | 21,234.87 | 22,694.40 | 10,781.51 | 19,635.07 | 21,079.48 |
| Inter Div Management Fee | | | | | | | | | | |
| 930500 | 001 | 7100 | INTERCOMPANY MGMT FEE: PCP | 5,229.00 | 6,603.00 | 9,119.00 | 8,177.00 | 6,089.00 | 6,645.00 | 6,961.00 |
| 930510 | 001 | 7100 | INTERCO MGMT FEE: PWW | 240,050.00 | 234,822.00 | 295,540.00 | 252,896.00 | 268,787.00 | 225,121.00 | 235,853.00 |
| 930520 | 001 | 7100 | INTERCO MGT:INSIDE GEN COUNSEL | - | - | - | - | - | - | - |
| | | | Total Operating Expenses | 627,964.05 | 548,387.32 | 661,817.73 | 619,456.93 | 663,539.88 | 600,018.50 | 606,041.60 |
| Depreciation Expense | | | | | | | | | | |
| 403000 | 001 | 7100 | DEPRECIATION EXPENSE | 142,288.37 | 142,348.83 | 142,708.25 | 142,613.04 | 142,063.81 | 142,241.73 | 142,157.90 |
| 406100 | 001 | 7100 | AMORT OF ACQUISITION ADJUSTMENT | (14,165.41) | (14,165.40) | (14,165.40) | (14,165.41) | (14,165.41) | (14,165.40) | (14,165.41) |
| 406101 | 001 | 7100 | AMORT OF WESCO ACQ ADJ | (9.59) | (9.59) | (9.59) | (9.59) | (9.59) | (9.59) | (9.59) |
| 406102 | 001 | 7100 | AMORT OF CASTLE REACH ACQ ADJ | (474.65) | (474.64) | (474.65) | (474.64) | (474.65) | (474.64) | (474.65) |
| 406103 | 001 | 7100 | AMORT OF WHITE ROCK ACQ ADJ | (529.59) | (529.60) | (529.59) | (529.60) | (529.59) | (529.60) | (529.61) |
| 406104 | 001 | 7100 | AMORT OF LAMPLIGHTER ACQ ADJ | (471.31) | (471.32) | (471.31) | (471.32) | (471.31) | (471.32) | (471.31) |
| 406105 | 001 | 7100 | AMORT FLETCHERS CORNER ACQ ADJ | (548.33) | (548.33) | (548.33) | (548.33) | (548.33) | (548.33) | (548.33) |
| | | | | 126,089.49 | 126,149.95 | 126,509.38 | 126,414.15 | 125,864.93 | 126,042.85 | 125,959.00 |
| Amortization Expense: CIAC | | | | | | | | | | |
| 405300 | 001 | 7000:7100 | AMORTIZATION EXPENSE: CIAC | (43,117.62) | (43,157.84) | (43,171.41) | (43,171.89) | (43,177.70) | (43,196.53) | (43,285.46) |

| | | | | 1 | 2 | 3 | 4 | 5 | 6 | 7 |
|---|-----|-----------|--------------------------------|---------------------|---------------------|---------------------|-------------------|-------------------|-------------------|-------------------|
| | | | | Jan-22 | Feb-22 | Mar-22 | Apr-22 | May-22 | Jun-22 | Jul-22 |
| Amortization Expense | | | | | | | | | | |
| 407320 | 001 | 7100 | AMORT EXP - DEFERRED CHARGES | 5,418.20 | 5,660.79 | 5,660.85 | 5,660.78 | 5,660.77 | 5,660.85 | 5,660.82 |
| 407100 | 001 | 7100 | AMORT: ACQUISITION PREMIUM | 18,828.74 | 19,399.34 | 19,399.34 | 19,399.34 | 19,399.33 | 19,399.34 | 19,399.25 |
| Taxes Other than Income Tax | | | | | | | | | | |
| 408110 | 001 | 7000:7100 | LOCAL PROPERTY TAXES | 152,024.30 | 106,941.96 | 106,941.85 | 106,941.95 | 92,426.06 | 107,941.58 | 102,436.54 |
| 408130 | 001 | 7000:7100 | NH BET TAXES | - | - | - | - | - | - | - |
| 414000 | 001 | 7100 | GAIN FROM FORGIVENESS SRF DEBT | (3,954.00) | (3,954.00) | (3,954.00) | (3,954.00) | (3,954.00) | (3,954.00) | (3,954.00) |
| Income Tax | | | | | | | | | | |
| 409102 | 001 | 7100 | PROV/FED INC TAX/CURRENT | (35,549.43) | (11,913.90) | 180,993.09 | 15,286.51 | 8,171.81 | 63,183.96 | 81,211.40 |
| 409113 | 001 | 7100 | PROVS FOR NH BUS PRFTS TAX CUR | (13,007.23) | 130.03 | 72,879.37 | (884.12) | 3,246.30 | 25,100.17 | 32,261.66 |
| 410102 | 001 | 7100 | PROV FEDL INCOME TAX DEFERRED | - | - | - | - | - | - | - |
| 410113 | 001 | 7100 | PROV NH INCOME TAX DEFERRED | - | - | - | - | - | - | - |
| | | | | (48,556.66) | (11,783.87) | 253,872.46 | 14,402.39 | 11,418.11 | 88,284.13 | 113,473.06 |
| Total Operating Deducts | | | | 834,696.50 | 747,643.65 | 1,127,076.20 | 845,149.65 | 871,177.38 | 900,196.72 | 925,730.81 |
| Net Operating Income | | | | (69,886.52) | 16,726.47 | 600,258.80 | 120,597.13 | 95,576.08 | 307,609.26 | 377,102.75 |
| Non-Operating Revenue Deductions | | | | | | | | | | |
| 421000 | 001 | 7100 | MISC NON-OPERATING INCOME(EXP) | - | - | - | - | - | - | - |
| 426001 | 001 | 7100 | MISCELLANEOUS NON-UTILITY EXP | - | - | - | - | - | - | - |
| 420000 | 001 | 7100 | AFUDC-INTEREST(DEBT) COMPONENT | - | - | - | - | - | - | - |
| 420100 | 001 | 7100 | AFUDC - EQUITY COMPONENT | - | - | - | - | - | - | - |
| Interest Expense | | | | | | | | | | |
| 427300 | 001 | 7000:7100 | INTEREST EXP: BONDS & NOTES | 71,628.26 | 69,977.98 | (32,081.22) | 70,098.63 | 69,368.83 | 69,686.48 | 68,639.53 |
| 427200 | 001 | 7000:7100 | LINE OF CREDIT INTEREST | 1,371.99 | 1,277.25 | (38,973.76) | 1,513.18 | 1,698.23 | 1,925.95 | 3,260.18 |
| 428000 | 001 | 7100 | AMORTIZATION OF DEBT EXPENSE | 1,892.16 | 1,848.72 | 1,870.90 | 1,870.90 | 1,870.90 | 1,870.90 | 1,870.90 |
| 419000 | 001 | 7100 | INTEREST INCOME | - | - | - | - | - | - | - |
| 427115 | 001 | 7100 | INTERCOMPANY INTEREST | 7,783.40 | 7,840.82 | 7,963.45 | 9,007.37 | 11,295.87 | 15,833.19 | 17,221.87 |
| 427500 | 001 | 7100 | INTEREST - OTHER | - | - | - | - | - | - | - |
| | | | Total Interest | 82,675.81 | 80,944.77 | (61,220.63) | 82,490.08 | 84,233.83 | 89,316.52 | 90,992.48 |
| Net Income Before Dividends | | | | (152,562.33) | (64,218.30) | 661,479.43 | 38,107.05 | 11,342.25 | 218,292.74 | 286,110.27 |
| Net Income (Or Loss) - MTD | | | | (152,562.33) | (64,218.30) | 661,479.43 | 38,107.05 | 11,342.25 | 218,292.74 | 286,110.27 |
| Net Income (Or Loss) - YTD | | | | (152,562.33) | (216,780.63) | 444,698.80 | 482,805.85 | 494,148.10 | 712,440.84 | 998,551.11 |

| | 8 | 9 | 10 | 11 | 12 | 12 | | |
|--|-----------------------|-----------------------|---------------------|---------------------|---------------------|------------------------|---------------|-----------|
| | Aug-22 | Sep-22 | Oct-22 | Nov-22 | Dec-22 | Total | | |
| | (14,883.92) | (15,005.01) | (14,905.97) | (14,900.62) | (14,963.13) | (179,140) | | |
| | (77,192.43) | (77,192.43) | (77,192.43) | (77,192.43) | (77,192.43) | (926,309) | | |
| | 77,192.43 | 77,192.43 | 77,192.43 | 77,192.43 | 77,192.43 | 926,309 | | |
| | (1,022,798.18) | (1,127,894.58) | (776,867.14) | (665,081.79) | (739,985.22) | (9,641,495) | | |
| | (80,076.75) | (82,806.19) | (79,099.31) | (78,468.97) | (76,635.99) | (476,649) | | |
| | (83,534.00) | 246,977.00 | 63,908.00 | 41,978.00 | 56,647.00 | 81,142 | | |
| | 80,076.75 | 82,806.19 | 79,099.31 | 78,468.97 | 76,635.99 | (459,737) | | |
| | - | - | - | - | - | - | | |
| | (45,183.94) | (49,679.77) | (35,313.52) | (30,845.93) | (33,858.88) | (303,256) | | |
| | (40,929.31) | (40,227.63) | (15,409.15) | (27.60) | - | (202,859) | | |
| | 40,929.31 | 40,227.63 | 15,409.15 | 27.60 | - | (235) | (506,350) | (203,094) |
| | (101,881.18) | (102,027.04) | (101,886.49) | (101,950.90) | (102,024.21) | (1,290,155) | | |
| | (1,268,281.22) | (1,047,629.40) | (865,065.12) | (770,801.24) | (834,184.44) | (12,472,383.92) | | |
| | (2,661.00) | (3,698.00) | (1,855.00) | (2,060.50) | (2,262.60) | (25,769) | | |
| | - | - | - | - | (6,300.00) | (6,300) | | |
| | (2,661.00) | (3,698.00) | (1,855.00) | (2,060.50) | (8,562.60) | (32,069.48) | | |
| | 1,270,942.22 | 1,051,327.40 | 866,920.12 | 772,861.74 | 842,747.04 | 12,504,453.40 | 11,998,102.95 | |
| | 5,713.04 | 2,539.07 | 691.74 | 1,443.72 | - | 38,092 | | |
| | 70,331.72 | 63,470.25 | 33,750.82 | 30,983.21 | 30,291.30 | 506,359 | | |
| | 44,230.54 | 46,504.14 | 43,093.74 | 34,168.99 | 32,911.29 | 430,459 | MWW - \$ | 554,542 |
| | 1,920.16 | 1,572.40 | 1,783.54 | 1,758.28 | 1,771.57 | 17,813 | Derry - \$ | 162,746 |
| | 4,981.67 | 4,756.67 | 4,045.67 | 3,406.67 | 5,080.67 | 49,625 | | |
| | 9,052.56 | 6,467.16 | 6,879.65 | 4,908.49 | 5,436.84 | 65,317 | | |
| | 940.38 | 1,193.72 | 17,200.33 | 542.33 | 365.05 | 35,443 | | |
| | - | - | - | 16,591.55 | 3,714.39 | 20,306 | | |
| | 2,460.69 | 2,088.75 | 2,088.75 | 2,460.69 | 2,088.75 | 26,482 | | |
| | 2,275.13 | 18,949.00 | 1,068.32 | 903.89 | 222.32 | 29,750 | | |
| | 412.88 | 568.79 | 382.03 | 398.38 | 414.02 | 5,510 | | |
| | 6,658.48 | 6,658.48 | 6,622.36 | 4,867.40 | 4,867.40 | 61,732 | | |
| | 3,694.40 | 4,299.98 | 3,489.68 | 2,976.92 | 3,569.33 | 50,566 | | |
| | 4,849.99 | 9,293.70 | 3,121.01 | 2,979.60 | 9,114.52 | 48,591 | | |
| | 5,497.10 | 18,246.62 | 4,949.13 | 4,780.55 | 13,475.79 | 84,404 | | |
| | 3,430.56 | 4,952.27 | 4,205.90 | (12,588.73) | - | - | 1,432,358 | |
| | - | - | - | - | - | 2,414 | | |
| | - | - | - | - | - | - | | |
| | - | - | - | - | - | - | | |
| | 3,805.22 | 4,186.35 | 3,234.47 | 2,429.26 | 2,074.94 | 38,908 | | |
| | 1,320.78 | 1,025.67 | 812.73 | 745.62 | 1,023.14 | 15,887 | | |
| | 453.53 | 243.97 | 514.93 | 533.40 | 595.54 | 7,259 | | |
| | 240.58 | 328.55 | 595.87 | 669.15 | 790.90 | 8,671 | | |
| | 743.56 | 514.17 | 685.23 | 537.40 | 743.28 | 8,619 | | |
| | 125.15 | 105.35 | 86.36 | 80.79 | 93.95 | 2,147 | | |
| | 298.41 | 277.52 | 266.09 | 392.93 | 424.44 | 4,809 | | |
| | 2,655.36 | 3,385.00 | 2,982.86 | 2,784.46 | 3,138.39 | 34,590 | | |

| 8 | 9 | 10 | 11 | 12 | 12 |
|----------|----------|----------|----------|----------|--------|
| Aug-22 | Sep-22 | Oct-22 | Nov-22 | Dec-22 | Total |
| 105.10 | 110.22 | 330.65 | 501.81 | 506.30 | 5,229 |
| 688.24 | 729.37 | 781.87 | 800.49 | 1,044.83 | 10,496 |
| 437.86 | 325.37 | 388.66 | 903.31 | 825.37 | 8,732 |
| 357.46 | 316.07 | 326.73 | 534.30 | 699.92 | 6,018 |
| 1,108.22 | 937.78 | 936.50 | 1,239.50 | 1,284.89 | 14,494 |
| - | - | - | - | - | - |
| 692.13 | 621.90 | 266.72 | 1,001.69 | 905.84 | 8,770 |
| 92.84 | 96.83 | 92.24 | 221.94 | 301.97 | 2,859 |
| 213.83 | 80.95 | 138.83 | 121.14 | 446.36 | 3,613 |
| 497.74 | 474.15 | 730.90 | 980.61 | 1,044.52 | 10,327 |
| 635.86 | 640.14 | 868.88 | 1,029.76 | 1,284.45 | 13,465 |
| 1,019.09 | 991.20 | 904.41 | 1,189.59 | 1,513.54 | 16,258 |
| 57.15 | 57.07 | 47.06 | 57.69 | 56.82 | 670 |
| 46.95 | 46.35 | 47.41 | 46.34 | 47.26 | 553 |
| 528.28 | 442.44 | 485.33 | 387.40 | 406.68 | 6,456 |
| 2,026.51 | 1,946.02 | 1,510.30 | 1,059.18 | 916.67 | 17,698 |
| 111.70 | 110.45 | 96.04 | 95.26 | 199.47 | 2,655 |
| 824.75 | 245.41 | 193.77 | 217.86 | 269.75 | 4,443 |
| 1,055.87 | 1,022.60 | 836.41 | 588.59 | 1,089.84 | 11,617 |
| - | - | - | - | - | - |
| 484.53 | 507.99 | 467.77 | 429.09 | 475.38 | 8,252 |
| 116.70 | 129.31 | 103.97 | 145.69 | 223.75 | 2,390 |
| 335.78 | 322.56 | 277.68 | 354.43 | 292.37 | 4,822 |
| 1,058.32 | 869.26 | 988.63 | 230.68 | 1,049.54 | 13,912 |
| 564.68 | 619.98 | 549.86 | 515.88 | 688.09 | 11,264 |
| - | - | - | - | - | - |
| 443.36 | 306.89 | 251.98 | 243.56 | 543.27 | 5,775 |
| 298.67 | 186.68 | 188.51 | 111.28 | 97.35 | 2,281 |
| 185.50 | 178.39 | 191.36 | 265.92 | 356.68 | 4,359 |
| 1,576.17 | 1,576.17 | 1,576.17 | 3,204.29 | 2,646.23 | 26,918 |
| - | - | - | - | - | - |
| 358.52 | 318.83 | 481.57 | 182.42 | 421.05 | 5,460 |
| 105.10 | 105.10 | 121.68 | - | 351.91 | 4,264 |
| 123.07 | 187.88 | 109.32 | 224.85 | 327.70 | 3,918 |
| 200.89 | 237.61 | 148.42 | 309.65 | 437.98 | 4,514 |
| 895.70 | 713.18 | 577.31 | 392.82 | 763.45 | 9,015 |
| 63.75 | 60.22 | 56.04 | 95.72 | 321.83 | 2,728 |
| 568.29 | 218.13 | 459.07 | 877.70 | 613.76 | 9,533 |
| 460.84 | 449.93 | 420.27 | 224.17 | 360.80 | 6,481 |
| - | - | - | - | - | - |
| - | - | - | - | - | - |
| 66.52 | 186.92 | - | 135.69 | 14.99 | 2,113 |
| 696.90 | - | - | - | - | 3,768 |
| 8,330.56 | 1,141.91 | 4,765.55 | - | 1,353.89 | 24,726 |
| - | - | - | - | 2,853.23 | 11,613 |
| - | - | - | - | - | 105 |
| - | 3,817.08 | 627.72 | - | 1,782.93 | 16,147 |
| - | - | - | - | - | - |
| 82.28 | 82.28 | 81.62 | 81.61 | 81.61 | 960 |
| 204.90 | 1,942.83 | 1,628.21 | 1,067.71 | 533.51 | 35,835 |

391,131

| | 8 | 9 | 10 | 11 | 12 | 12 |
|--|-------------------|-------------------|-------------------|-------------------|-------------------|---------------------|
| | Aug-22 | Sep-22 | Oct-22 | Nov-22 | Dec-22 | Total |
| | 53,769.62 | 49,549.19 | 59,123.02 | 59,251.88 | 91,083.68 | 736,897 |
| | 3,565.36 | 3,791.33 | 3,392.39 | 3,013.59 | 4,237.44 | 44,406 |
| | - | - | - | - | - | - |
| | - | - | - | - | - | - |
| | 400.00 | 852.50 | 400.00 | 502.00 | 800.00 | 7,555 |
| | - | - | - | - | - | - |
| | - | - | - | - | - | - |
| | 529.55 | 546.07 | 858.00 | 169.64 | 575.66 | 5,541 |
| | - | - | - | - | - | 977 |
| | - | 70.18 | - | 79.98 | - | 1,538 |
| | - | - | - | 2,375.44 | 1,518.96 | 3,894 |
| | - | - | - | - | - | - |
| | - | - | - | 4,532.29 | 5,035.88 | 47,356 |
| | 183.72 | 122.49 | 183.73 | 91.86 | 91.86 | 1,980 |
| | - | - | 200.49 | - | 400.98 | 1,128 |
| | 360.29 | 532.63 | 1,988.43 | 416.74 | 297.55 | 15,571 |
| | 2,013.92 | 2,031.65 | 2,374.72 | 3,168.39 | 2,020.21 | 31,510 |
| | - | - | - | - | - | - |
| | - | - | - | - | - | - |
| | - | - | - | - | - | - |
| | 1,465.09 | 1,023.91 | 912.67 | 1,064.70 | 2,733.61 | 12,098 |
| | 6,175.92 | 3,105.60 | 10,425.10 | 6,723.14 | 4,504.08 | 71,283 |
| | 1,086.58 | 829.58 | 307.20 | 685.55 | 3,723.98 | 26,862 |
| | - | - | - | - | - | - |
| | 273,362.55 | 287,436.16 | 245,772.38 | 210,899.77 | 268,667.49 | 2,967,856.22 |
| | - | - | - | - | - | - |
| | - | - | - | - | - | - |
| | - | - | - | - | - | - |
| | - | - | - | - | - | - |
| | 6,444.75 | 4,004.84 | 3,843.69 | 3,261.03 | 9,161.04 | 65,780 |
| | 73.26 | 655.18 | 1,494.82 | 2,101.40 | 883.40 | 11,030 |
| | 598.50 | 1,833.50 | 959.50 | 1,947.50 | 655.50 | 14,667 |
| | - | - | - | - | - | - |
| | - | - | - | - | - | - |
| | - | - | - | - | - | - |
| | 18,920.74 | 13,885.95 | 3,929.53 | 2,872.97 | 11,534.04 | 136,376 |
| | 14,887.17 | 6,998.48 | 4,933.68 | 5,915.45 | 2,256.10 | 68,791 |
| | 4,290.83 | 2,005.89 | 818.58 | 586.43 | - | 120,545 |
| | 19,864.98 | 6,573.64 | 3,403.32 | - | 1,055.38 | 59,522 |
| | 42.02 | 264.97 | 69.09 | 80.81 | 117.66 | 1,478 |
| | 21,119.21 | 32,779.35 | 23,121.18 | 30,795.19 | 8,017.01 | 244,792 |
| | 1,695.80 | 1,180.07 | 447.70 | 837.44 | 1,673.07 | 42,012 |
| | - | - | - | - | - | 162 |
| | 2,373.29 | 2,907.09 | 3,768.45 | 2,811.12 | 4,025.42 | 59,907 |
| | 233.38 | - | - | - | - | 233 |

62,138

| | 8 | 9 | 10 | 11 | 12 | 12 |
|--|-------------------|-------------------|-------------------|-------------------|-------------------|-------------------|
| | Aug-22 | Sep-22 | Oct-22 | Nov-22 | Dec-22 | Total |
| | 4,205.88 | 10,933.83 | 7,840.23 | 586.05 | 3,333.53 | 41,876 |
| | 8,782.84 | 10,384.22 | 5,374.61 | 4,681.52 | 4,114.35 | 79,004 |
| | 103,532.65 | 94,407.01 | 60,004.38 | 56,476.91 | 46,826.50 | 946,176.49 |
| | - | - | - | - | - | - |
| | 3,429.99 | 2,255.23 | - | 66.26 | - | 10,406 |
| | 3,986.63 | 3,584.96 | 4,092.94 | 2,352.51 | 3,807.43 | 50,877 |
| | 3,444.35 | 2,815.47 | 2,282.48 | 2,208.96 | 2,226.43 | 21,909 |
| | 686.89 | 856.64 | 638.16 | 206.89 | 956.27 | 8,227 |
| | - | - | - | - | - | - |
| | 7,722.20 | 7,827.42 | 7,515.40 | 7,632.83 | 6,946.84 | 85,548 |
| | 757.30 | 1,240.22 | - | 289.05 | 695.72 | 13,691 |
| | 1,522.92 | - | - | - | - | 8,683 |
| | 214.94 | 226.53 | - | - | 5,660.27 | 7,614 |
| | 21,765.22 | 18,806.47 | 14,528.98 | 12,756.50 | 20,292.96 | 206,954.01 |
| | 46.47 | 35.40 | 35.40 | 103.85 | 86.97 | 1,385 |
| | 123.13 | 108.39 | 149.26 | 149.26 | 149.10 | 1,291 |
| | 594.00 | 560.00 | 238.00 | 2,165.33 | 5,571.92 | 26,213 |
| | 13,425.54 | 13,558.90 | 13,730.52 | 13,471.12 | 13,876.92 | 152,078 |
| | 4,299.00 | 4,299.00 | 4,299.00 | (799.67) | 3,827.67 | 46,018 |
| | 980.79 | 980.83 | 980.83 | 980.83 | 980.83 | 11,730 |
| | - | - | - | - | - | - |
| | 99.92 | - | 14.20 | - | - | 149 |
| | - | - | - | - | - | 142 |
| | - | - | - | - | - | - |
| | - | - | - | - | - | - |
| | - | - | - | - | - | - |
| | 19,568.85 | 19,542.52 | 19,447.21 | 16,070.72 | 24,493.41 | 239,005.93 |
| | 6,429.00 | 7,893.00 | 5,865.00 | 6,008.00 | (930.00) | 74,088 |
| | 221,644.00 | 246,125.00 | 219,252.00 | 233,783.00 | 199,749.00 | 2,873,622 |
| | - | - | - | - | - | - |
| | - | - | - | - | - | - |
| | 646,302.27 | 674,210.16 | 564,869.95 | 535,994.90 | 559,099.36 | 7,307,703 |
| | - | - | - | - | - | - |
| | 142,362.47 | 142,412.63 | 142,637.55 | 145,102.89 | 152,863.48 | 1,721,801 |
| | (14,165.40) | (14,165.40) | (14,165.41) | (14,165.42) | (14,165.40) | (169,985) |
| | (9.59) | (9.59) | (9.59) | (9.59) | (9.59) | (115) |
| | (474.65) | (345.70) | (340.19) | (340.20) | (340.19) | (5,163) |
| | (529.60) | (483.02) | (481.96) | (481.95) | (481.96) | (6,166) |
| | (471.32) | (471.31) | (471.32) | (471.31) | (471.32) | (5,656) |
| | (548.33) | (548.33) | (548.33) | (548.33) | (548.33) | (6,580) |
| | 126,163.58 | 126,389.28 | 126,620.75 | 129,086.09 | 136,846.69 | 1,528,136 |

(43,290.24) (43,310.07) (43,316.34) (43,441.76) (46,501.22) (522,138)

| | 8 | 9 | 10 | 11 | 12 | 12 |
|--|---------------------|---------------------|---------------------|---------------------|---------------------|---------------------|
| | Aug-22 | Sep-22 | Oct-22 | Nov-22 | Dec-22 | Total |
| | 5,719.35 | 5,719.42 | 5,719.35 | 5,719.35 | 5,719.43 | 67,980 |
| | 19,399.34 | 19,399.34 | 19,399.34 | 19,399.33 | 19,399.34 | 232,221 |
| | 102,436.54 | 102,436.51 | 102,436.54 | 103,127.32 | 107,656.57 | 1,293,748 |
| | - | - | - | - | - | - |
| | (3,954.00) | (3,954.00) | (3,954.00) | (3,954.00) | (3,954.00) | (47,448) |
| | 66,531.21 | 18,577.12 | 4,355.63 | (9,822.74) | (381,024.66) | 0 |
| | 26,429.88 | 7,379.85 | 1,730.30 | (3,902.13) | (151,364.08) | - |
| | - | - | - | - | 377,716.80 | 377,717 |
| | - | - | - | - | 150,050.01 | 150,050 |
| | 92,961.09 | 25,956.97 | 6,085.93 | (13,724.87) | (4,621.93) | 527,766.81 |
| | 945,737.93 | 906,847.61 | 777,861.52 | 732,206.36 | 773,644.24 | 10,594,923 |
| | 325,204.29 | 144,479.79 | 89,058.60 | 40,655.38 | 69,102.80 | 2,116,485 |
| | - | - | - | - | - | - |
| | - | - | - | - | - | - |
| | - | - | - | - | - | - |
| | - | - | - | - | - | - |
| | 69,605.88 | 72,440.61 | 67,522.55 | 69,923.86 | 67,216.83 | 734,028 |
| | 2,679.98 | 2,836.85 | 3,201.86 | 31.44 | 2,843.18 | (16,334) |
| | 1,870.90 | 1,870.90 | 1,870.90 | 1,891.74 | 1,891.74 | 22,492 |
| | - | - | - | - | - | - |
| | 20,162.78 | 16,845.44 | 19,477.12 | 25,159.91 | 29,068.81 | 187,660 |
| | - | - | - | - | - | - |
| | 94,319.54 | 93,993.80 | 92,072.43 | 97,006.95 | 101,020.56 | 927,846.14 |
| | 230,884.75 | 50,485.99 | (3,013.83) | (56,351.57) | (31,917.76) | 1,188,638.69 |
| | 230,884.75 | 50,485.99 | (3,013.83) | (56,351.57) | (31,917.76) | |
| | 1,229,435.86 | 1,279,921.85 | 1,276,908.02 | 1,220,556.45 | 1,188,638.69 | |

Assets

Land

| | | | | |
|--------|--------|-----|------|--|
| 103000 | 103000 | 001 | 7000 | PROPERTY HELD FUTURE USE |
| 303100 | 303100 | 001 | 7000 | LAND |
| 303240 | 303240 | 001 | 7000 | EASEMENTS |
| 303250 | 303250 | 001 | 7000 | EASEMENT - GAGE HILL |
| 303260 | 303260 | 001 | 7000 | EASEMENTS: OAKWOOD |
| 303270 | 303270 | 001 | 7000 | EASEMENTS: GILCREAST RD |
| 303500 | 303500 | 001 | 7000 | DISTRIB RESER & STANDPIPE LAND |
| 303510 | 303510 | 001 | 7000 | AVERY/HICKORY INTER WATER RIGHTS |
| 303520 | 303520 | 001 | 7000 | LAND RIGHTS/SOURCE OF SUPPLY & PUMPING PLANT |
| 303600 | 303600 | 001 | 7000 | DISTRIB SYS LAND & RIGHTS/WAY |

Structures

| | | | | |
|--------|--------|-----|------|--------------------------------|
| 304000 | 304000 | 001 | 7000 | STRUCTURES AND IMPROVEMENTS |
| 304100 | 304100 | 001 | 7000 | SOURCE OF SUPPLY STRUCTURES |
| 304200 | 304200 | 001 | 7000 | POWER & PUMPING STRUCTURES |
| 304210 | 304210 | 001 | 7000 | STRUCTURES & IMPROVE: ROOFING |
| 304500 | 304500 | 001 | 7000 | DISTRIBUTION RESERVOIRS |
| 304550 | 304550 | 001 | 7000 | BOOSTER STATIONS |
| 304800 | 304800 | 001 | 7000 | WTP - STRUCTURES |
| 304999 | 304999 | 001 | 7000 | BUILDINGS/ACQUISITION ADJUSTMT |
| 306000 | 306000 | 001 | 7000 | LAKE, RIVER, OTHER INTAKES |
| 307100 | 307100 | 001 | 7000 | WELLS & SPRINGS |
| 307210 | 307210 | 001 | 7000 | WELL PUMPING & PIPING |
| 309200 | 309200 | 001 | 7000 | SUPPLY MAINS:S/S PUMPING PLANT |

Equipment

| | | | | |
|--------|--------|-----|------|---|
| 310000 | 310000 | 001 | 7000 | POWER GENERATION EQUIPMENT |
| 311200 | 311200 | 001 | 7000 | ELECTRIC PUMPING EQUIPMENT |
| 311210 | 311210 | 001 | 7000 | PUMPING EQUIPMENT: PUMPS |
| 311220 | 311220 | 001 | 7000 | PUMPING EQUIPMENT: METERS |
| 311230 | 311230 | 001 | 7000 | ELECTRIC PUMPING EQUIPMENT-CHEMICAL PUMPS |
| 311600 | 311600 | 001 | 7000 | OTHER POWER PUMPING EQUIPMENT |
| 320000 | 320000 | 001 | 7000 | PURIFICATION SYSTEM EQUIPMENT |
| 320100 | 320100 | 001 | 7000 | OTHER PRODUCTION EQUIPMENT |
| 320200 | 320200 | 001 | 7000 | WATER TREATMENT EQUIPMENT |
| 320310 | 320310 | 001 | 7000 | WTP EQUIPMENT-FILTER MEDIA |

Transmission & Distribution

| | | | | |
|--------|--------|-----|------|-------------------------------|
| 330000 | 330000 | 001 | 7000 | DISTRIBUTION RES & STANDPIPES |
| 331001 | 331001 | 001 | 7000 | PAVEMENTS - TRANS MAINS |
| 331002 | 331002 | 001 | 7000 | PAVEMENTS - DIST MAINS |
| 331003 | 331003 | 001 | 7000 | PAVEMENTS-GATE VALVES |
| 331006 | 331006 | 001 | 7000 | PAVING: CIAC - MAINS |
| 331100 | 331100 | 001 | 7000 | MAINS: 6" & LARGER |
| 331101 | 331101 | 001 | 7000 | MAINS: 4" & UNDER |
| 331102 | 331102 | 001 | 7000 | MAINS: UNKNOWN SIZE |
| 331150 | 331150 | 001 | 7000 | MAINS: CIAC - 6" & LARGER |
| 331151 | 331151 | 001 | 7000 | MAINS: CIAC - 4" & UNDER |
| 331152 | 331152 | 001 | 7000 | MAINS: CIAC - UNKNOWN SIZE |

| | | | | |
|--------|--------|-----|------|--------------------------------------|
| 331200 | 331200 | 001 | 7000 | DISTRIBUTION MAINS - NEW |
| 331255 | 331255 | 001 | 7000 | GATES: CIAC - 4" & UNDER |
| 331256 | 331256 | 001 | 7000 | GATES: CIAC - 6" & LARGER |
| 331250 | 331250 | 001 | 7000 | GATES: 4" & UNDER |
| 331251 | 331251 | 001 | 7000 | GATES: 6" & LARGER |
| 331252 | 331252 | 001 | 7000 | GATES: UNKNOWN SIZE |
| 331300 | 331300 | 001 | 7000 | DIST MAINS: DEVELOPER INSTALL |
| 331400 | 331400 | 001 | 7000 | CIAC: PRESSURE REDUCING VALVE VAULTS |
| 333004 | 333004 | 001 | 7000 | PAVEMENTS: SERVICES |
| 333100 | 333100 | 001 | 7000 | NEW SERVICES |
| 333200 | 333200 | 001 | 7000 | RENEWED SERVICES |
| 333230 | 333230 | 001 | 7000 | DEV INSTALLED SERVICES: CIAC |
| 333250 | 333250 | 001 | 7000 | DEV INSTALLED SERVICES: PAID |
| 334000 | 334000 | 001 | 7000 | METERING EQUIPMENT |
| 334100 | 334100 | 001 | 7000 | RADIOS FOR METERING |
| 335000 | 335000 | 001 | 7000 | FIRE PROT EQUIP: HYDRANTS |
| 335005 | 335005 | 001 | 7000 | HYDRANTS - PAVING |
| 335100 | 335100 | 001 | 7000 | HYDRANTS: CIAC |
| 339000 | 339000 | 001 | 7000 | OTHER TRANS/DIST EQUIPMENT |
| 114100 | 114100 | 001 | 7000 | AQUISITION ADJ |
| 114101 | 114101 | 001 | 7000 | ACQ ADJ: WESCO |
| 114102 | 114102 | 001 | 7000 | ACQUISITION ADJ: CASTLE REACH |
| 114103 | 114103 | 001 | 7000 | ACQUISITION ADJ: WHITE ROCK SR |
| 114104 | 114104 | 001 | 7000 | ACQUISITION ADJ: LAMPLIGHTER |
| 114105 | 114105 | 001 | 7000 | ACQUISITION ADJ: FLETCHERS |
| 115100 | 115100 | 001 | 7000 | ACCUM AMORT OF ACQ ADJUSTMENT |
| 115101 | 115101 | 001 | 7000 | ACCUM AMORT OF ACQ ADJ:WESCO |
| 115102 | 115102 | 001 | 7000 | ACCUM AMORT ACQ ADJ:CASTLE REA |
| 115103 | 115103 | 001 | 7000 | ACCUM AMORT ACQ ADJ:WHITE ROCK |
| 115104 | 115104 | 001 | 7000 | ACCUM AMORT ACQ ADJ:LAMPLIGHTR |
| 115105 | 115105 | 001 | 7000 | ACCUM AMORT ACQ ADJ:FLETCHERS |

Miscellaneous Equipment

| | | | | |
|--------|--------|-----|------|--------------------------------|
| 340100 | 340100 | 001 | 7000 | OFFICE FURNITURE/EQUIPMENT |
| 343000 | 343000 | 001 | 7000 | SHOP EQUIPMENT |
| 344000 | 344000 | 001 | 7000 | LAB EQUIPMENT |
| 345500 | 345500 | 001 | 7000 | POWER OPERATED EQUIP -GEN PLNT |
| 346000 | 346000 | 001 | 7000 | COMMUNICATION EQUIPMENT |
| 347110 | 347110 | 001 | 7000 | COMPUTER EQUIPMENT |
| 348000 | 348000 | 001 | 7000 | MISCELLANEOUS GENERAL EQUIP |

Intangible Plant

| | | | | |
|--------|--------|-----|------|--------------------------------|
| 301000 | 301000 | 001 | 7000 | ORGANIZATION EXPENSE |
| 301260 | 301260 | 001 | 7000 | ORGANIZATION EXP: THURSTON WDS |
| 301270 | 301270 | 001 | 7000 | ORGANIZATION EXP: LAMPLIGHTER |
| 301740 | 301740 | 001 | 7000 | ORGANIZATION EXP: FLETCHERS |
| 302100 | 302100 | 001 | 7000 | FRANCHISES & CONSENTS |
| 302230 | 302230 | 001 | 7000 | FRANCHISE FEES: CASTLE REACH |
| 302420 | 302420 | 001 | 7000 | FRANCHISE FEES: WHITE ROCK |
| 302730 | 302730 | 001 | 7000 | FRANCHISE FEES: WESCO |

Total Plant in Service

Accumulated Depreciation

| | | | | |
|--------|--------|-----|------|--------------------------------|
| 108000 | 108000 | 001 | 7000 | ACCUMULATED DEPRECIATION |
| 108001 | 108001 | 001 | 7000 | ACCUM DEPREC: COST OF REMOVAL |
| 108002 | 108002 | 001 | 7000 | ACCUMULATED DEPRECIATION: LOSS |
| 108999 | 108999 | 001 | 7000 | ACCUM DEPREC: ACQUIS ADJUSTMNT |

Net Plant in Service

Construction Work in Progress

| | | | | |
|--------|--------|-----|------|---------------------------|
| 105222 | 105222 | 001 | 7000 | CWIP: CONTRACTOR CLEARING |
| 105444 | 105444 | 001 | 7000 | CWIP: CONTRACTOR CLEARING |

Current Assets

Cash

| | | | | |
|--------|--------|-----|------|---------------------------------|
| 131120 | 131120 | 001 | 7000 | CASH: BANK OF AMERICA OPERATNG |
| 131110 | 131110 | 001 | 7000 | CASH: PETTY CASH PAC |
| 131350 | 131350 | 001 | 7000 | RESTRICTED CASH - TD BANK - RSF |
| 131375 | 131375 | 001 | 7000 | DSRR 1.0 RSF |
| 131380 | 131380 | 001 | 7000 | MOERR RSF |
| 131385 | 131385 | 001 | 7000 | MOERR |
| 131390 | 131390 | 001 | 7000 | DSRR 1.0 |
| 131395 | 131395 | 001 | 7000 | DSRR 0.1 |
| 133100 | 133100 | 001 | 7000 | OTHER SPECIAL DEPOSITS |

Accounts Receivable, Net

| | | | | |
|--------|--------|-----|------|--------------------------------|
| 141000 | 141000 | 001 | 7000 | A/R: BILLED WATER REVENUE |
| | 141100 | 001 | 7000 | CUSTOMER AR MISC |
| 141400 | 141400 | 001 | 7000 | A/R: MISCELLANEOUS |
| 143901 | 143901 | 001 | 7000 | ALLOWANCE FOR DOUBTFUL ACCTS |
| 143902 | 143902 | 001 | 7000 | ALLOW DOUBTFUL ACCT: NON-WATER |

| | | | | |
|--------|--------|-----|------|------------------------------------|
| 173150 | 173150 | 001 | 7000 | A/R: UNBILLED WATER REVENUE |
| 173153 | 173153 | 001 | 7000 | AR UNBIL REV:CAP RECOV RECOUP |
| | 173155 | 001 | 7000 | A/R:UNBILLED QCPAC RECOUPMENT |
| 173200 | 173200 | 001 | 7000 | A/R:UNBILLED WATER REV-RECOUP |
| 173300 | 173300 | 001 | 7000 | A/R:UNBILLED WATER REV-RECOUP 2017 |

Inventory & Supplies

| | | | | |
|--------|--------|-----|------|-------------------------|
| 151000 | 151000 | 001 | 7000 | INVENTORY |
| 151101 | 151101 | 001 | 7000 | INVENTORY: METERS - PEU |
| 151400 | 151400 | 001 | 7000 | INVENTORY: CHEMICALS |

Prepaid Expenses & Other

| | | | | |
|--------|--------|-----|------|------------------------|
| 162100 | 162100 | 001 | 7000 | PREPAID INSURANCE |
| 162300 | 162300 | 001 | 7000 | PREPAID PROPERTY TAXES |
| 162700 | 162700 | 001 | 7000 | PREPAID EXPENSES |
| 163310 | 163310 | 001 | 7000 | PREPAID PROPERTY TAXES |

| | | | | |
|--------|--------|-----|------|-----------------------------|
| 233500 | 233500 | 001 | 7000 | INTERCO PAY/REC: PEU/PWS |
| | 233550 | 001 | 7000 | AP INTERCO PAY/REC: PEU/PWS |
| 233800 | 233800 | 001 | 7000 | AP INTERCO PAY/REC: PEU/PAC |

Total Current Assets

Other Assets

Abandoned Property

| | | | | |
|--------|--------|-----|------|--------------------------------|
| 182200 | 182200 | 001 | 7000 | ABANDONED 8" MAIN -RANGE RD |
| 182400 | 182400 | 001 | 7000 | ABAND PUMP STA: SPRINGWOOD HLS |

Other Deferred Charges

| | | | | |
|--------|--------|-----|------|---|
| 186000 | 186000 | 001 | 7000 | PHASE II & V WAIVER - NC |
| 186100 | 186100 | 001 | 7000 | ACQUISITION PREMIUM - MARA |
| 186130 | 186130 | 001 | 7000 | SERGEANT WOODS-NEWTON, NH |
| 186175 | 186175 | 001 | 7000 | CROSS CONNECTION SURVEY-PEU |
| 186195 | 186195 | 001 | 7000 | SPRUCE POND-WINDHAM NH-ACQUIST |
| 186200 | 186200 | 001 | 7000 | CLEAN/DISPOSE OF TANK SLUDGE |
| 186205 | 186205 | 001 | 7000 | PELHAM WATER SUPPLY STUDY |
| 186210 | 186210 | 001 | 7000 | LAKES REGION WATER CO-ACQUISIT |
| 186215 | 186215 | 001 | 7000 | WINNISQUAM VILLAGE CONDO'S |
| 186220 | 186220 | 001 | 7000 | DANIELS LAKE ACQ - WEARE, NH |
| 186230 | 186230 | 001 | 7000 | FREEDOM VILLAGE ACQUISITION |
| 186240 | 186240 | 001 | 7000 | SARBANES-OXLEY |
| 186250 | 186250 | 001 | 7000 | BIRCH HILL GIARDIA SUIT |
| 186260 | 186260 | 001 | 7000 | NORTH CONWAY LAND SALE |
| 186265 | 186265 | 001 | 7000 | ABATEMENT |
| 186266 | 186266 | 001 | 7000 | ABATEMENT |
| 186267 | 186267 | 001 | 7000 | LITCHFIELD WHOLESALE WATER SUPPLY CONTRACT FEES |
| 186270 | 186270 | 001 | 7000 | LONDONDRY VULNERABILITY STUDY |
| 186271 | 186271 | 001 | 7000 | LONDONDRY CORE RE-CHLORIMATION |
| 186272 | 186272 | 001 | 7000 | LONDONDRY RRA AND ERP |
| 186280 | 186280 | 001 | 7000 | LITCHFIELD VULNERABILITY STUDY |
| 186280 | 186280 | 001 | 7000 | GRANT AVAILABILITY STUDY - NC |
| 186281 | 186281 | 001 | 7000 | LITCHFIELD RRA AND ERP |
| 186300 | 186300 | 001 | 7000 | WINDHAM WATER SUPPLY STUDY |
| 186310 | 186310 | 001 | 7000 | W&E WATER SYSTEM SUPPLY STUDY |
| 186311 | 186311 | 001 | 7000 | MSDC W&E INTERCONNECTION |
| 186325 | 186325 | 001 | 7000 | BEAVER HOLLOW TANK CLEANING |
| 186360 | 186360 | 001 | 7000 | W&E WATER SUPPLY STUDY |
| 186370 | 186370 | 001 | 7000 | LOCKE LAKE WELL/GROUNDWATER STUDY |
| 186375 | 186375 | 001 | 7000 | AIRSTRIIP STATION UPGRADE STUDY |
| 186380 | 186380 | 001 | 7000 | RATE CASE EXPENSE: 2007 |
| 186400 | 186400 | 001 | 7000 | RATE CASE EXP: NORTH COUNTRY |
| 186410 | 186410 | 001 | 7000 | RATE CASE EXPENSE: 2012 |
| 186415 | 186415 | 001 | 7000 | RATE CASE EXPENSE: 2017 |
| 186416 | 186416 | 001 | 7000 | RATE CASE EXPENSE: 2019 |
| 186420 | 186420 | 001 | 7000 | LOCKE LAKE LEAK DETECTION |
| 186500 | 186500 | 001 | 7000 | MANCHESTER SRCE DEV CHARGE:LY |
| 186510 | 186510 | 001 | 7000 | MSCD: MAPLE HILLS - DERRY |
| 186675 | 186675 | 001 | 7000 | WEB SITE UPGRADE 2006 |
| 186680 | 186680 | 001 | 7000 | WEB-SITE UPGRADE 2011 |
| 186700 | 186700 | 001 | 7000 | N CONWAY WATER INTERCONNECT |
| 186701 | 186701 | 001 | 7000 | N CONWAY WATER PREC-BUY IN FEE |
| 186710 | 186710 | 001 | 7000 | SKYVIEW ESTATES - PELHAM |
| 186720 | 186720 | 001 | 7000 | BOW HIGHLANDS, BOW NH-ACQUISIT |
| 186730 | 186730 | 001 | 7000 | CO-BANK DEFERRED PATRONAGE |
| 186750 | 186750 | 001 | 7000 | CO-BANK DEFERRED PATRONAGE |

| | | | | |
|--------|--------|-----|------|----------------------------|
| 188100 | 188100 | 001 | 7000 | ACQUISITION PREMIUM - MARA |
|--------|--------|-----|------|----------------------------|

Unamortized Debt Expense

| | | | | |
|--------|--------|-----|------|--------------------------|
| 181000 | 181000 | 001 | 7000 | UNAMORTIZED DEBT EXPENSE |
|--------|--------|-----|------|--------------------------|

Total Other Assets

Total Assets

Equity and Liabilities

Shareholder's Equity

| | | | | |
|--------|--------|-----|------|----------------------------|
| 201100 | 201100 | 001 | 7000 | COMMON STOCK |
| 211000 | 211000 | 001 | 7000 | ADDITIONAL PAID IN CAPITAL |
| 438000 | 438000 | 001 | 7000 | DIVIDENDS: COMMON STOCK |
| 219000 | 219000 | 001 | 7000 | OTHER COMPREHENSIVE INCOME |

| | | | | |
|--------|--------|-----|------|-----------------------------|
| 215500 | 215500 | 001 | 7000 | RETAINED EARNINGS BEG - PEU |
|--------|--------|-----|------|-----------------------------|

Net Profit or Loss

Total Equity

| | | | | |
|--------|--------|-----|------|---|
| 221000 | 221000 | 001 | 7000 | LONG TERM DEBT: BONDS & NOTES |
| 221002 | 221002 | 001 | 7000 | LTD - SRF LOAN: GREEN HILLS |
| 221003 | 221003 | 001 | 7000 | LTD-SRF LOAN PELHAM TANK PROJ |
| 221004 | 221004 | 001 | 7000 | LTD-SRF LOAN: MAPLE HILLS |
| 221005 | 221005 | 001 | 7000 | LTD - SRF LOAN/BIRCH HILL |
| 221006 | 221006 | 001 | 7000 | LTD - SRF LOAN/LOCKE LAKE |
| 221007 | 221007 | 001 | 7000 | LTD - SRF LOAN/LOCKE LAKE 2011 |
| 221008 | 221008 | 001 | 7000 | LTD/SRF LOAN: LIBERTY TREE |
| 221009 | 221009 | 001 | 7000 | LTD/SRF LOAN: LOCKE LAKE 2012 |
| 221010 | 221010 | 001 | 7000 | LTD: COBANK 4.5M LOAN |
| 221011 | 221011 | 001 | 7000 | LTD: COBANK 1.7M LOAN |
| 221012 | 221012 | 001 | 7000 | LTD: COBANK 925K LOAN |
| 221013 | 221013 | 001 | 7000 | LTD: LOCKE LAKE 2012-PHASE2 |
| 221014 | 221014 | 001 | 7000 | LTD: LOCKE LAKE-WINWOOD & MONROE |
| 221015 | 221015 | 001 | 7000 | LTD: SRF LOAN/HICKORY & AVERY |
| 221016 | 221016 | 001 | 7000 | LTD: SRF LOAN/W&E MAIN REPLACEMENT |
| 221017 | 221017 | 001 | 7000 | LTD: SRF LOAN-HARDWOOD TREATMENT |
| 221018 | 221018 | 001 | 7000 | LTD: COBANK 625K LOAN |
| 221019 | 221019 | 001 | 7000 | LTD: SRF/LOCKE LAKE-WINWOOD & MONROE PHASE II |
| 221020 | 221020 | 001 | 7000 | LTD: COBANK 1.25M PORTION OF 2.2M LOAN |
| 221021 | 221021 | 001 | 7000 | LTD: SRF/LOCKE LAKE-VARNEY ROAD |
| 221022 | 221022 | 001 | 7000 | LTD: COBANK 950K PORTION OF 2.2M LOAN |
| 221023 | 221023 | 001 | 7000 | LTD: SRF/BRADY AVE |
| 221024 | 221024 | 001 | 7000 | LTD: SRF/MERRIMACK RIVER CROSSING |
| 221025 | 221025 | 001 | 7000 | LTD: COBANK 350K LOAN |
| 221026 | 221026 | 001 | 7000 | LTD: SRF/HILLCREST ROAD |
| 221027 | 221027 | 001 | 7000 | LTD: SRF/LOCKE LAKE GEORGETOWN MAIN |

| | | | | |
|----------------------------|--------|-----|------|---|
| 221028 | 221028 | 001 | 7000 | LTD: SRF/LOCKE LAKE AIRSTRIP WELL INTERCONN |
| 221029 | 221029 | 001 | 7000 | LTD: SRF/LOCKE LAKE SURFACE WATER SUPPLY |
| 221030 | 221030 | 001 | 7000 | LTD: COBANK 1.153M LOAN T9 |
| 221031 | 221031 | 001 | 7000 | LTD: COBANK LOAN T10 |
| 221032 | 221032 | 001 | 7000 | LTD: COBANK LOAN T11 |
| 221033 | 221033 | 001 | 7000 | LTD: COBANK LOAN T12 |
| | 221034 | 001 | 7000 | LTD: COBANK LOAN T13 |
| 221052 | 221052 | 001 | 7000 | FORGIVABLE DEBT: GREEN HILLS |
| 221056 | 221056 | 001 | 7000 | FORGIVABLE DEBT: LOCKE LAKE |
| 221057 | 221057 | 001 | 7000 | FORGIVABLE DEBT:LOCKE LKE 2011 |
| 221058 | 221058 | 001 | 7000 | FORGIVABLE DEBT:LIBERTY TREE |
| 221059 | 221059 | 001 | 7000 | FORGIVABLE LTD:LOCKE LAKE 2012 |
| 221060 | 221060 | 001 | 7000 | FORGIVABLE LTD: BRADY AVE |
| 221061 | 221061 | 001 | 7000 | FORGIVABLE LTD: LOCKE LAKE GEORGETOWN |
| 221062 | 221062 | 001 | 7000 | FORGIVABLE LTD: LOCKE LAKE AIRSTRIP WELL |
| 221063 | 221063 | 001 | 7000 | FORGIVABLE LTD: LOCKE LAKE SURFACE WATER |
| | 223206 | 001 | 7000 | NOTE PAYABLE- PCP 2018 1.7M LOAN |
| | 223207 | 001 | 7000 | NOTE PAYABLE - PCP 2018 1.1M LOAN |
| Long Term Debt | | | | |
| Current Liabilities | | | | |
| 221100 | 221100 | 001 | 7000 | CURRENT PORTION LONG TERM DEBT |
| 232100 | 221102 | 001 | 7000 | CURR PORTION LTD:GREEN HILLS |
| 221102 | 221103 | 001 | 7000 | CURR PORTION LTD:PELHAM TANK |
| 221103 | 221104 | 001 | 7000 | CURR PORTION LTD:MAPLE HILLS |
| 221104 | 221105 | 001 | 7000 | CURRENT PORTION LTD:BIRCH HILL |
| 221105 | 221106 | 001 | 7000 | CURR PORT LTD:LOCKE LAKE 2007 |
| 221106 | 221107 | 001 | 7000 | CURR PORT LTD:LOCKE LAKE 2011 |
| 221107 | 221108 | 001 | 7000 | CURR PORTION LTD:LIBERTY TREE |
| 221108 | 221109 | 001 | 7000 | CURR PORT LTD:LOCKE LAKE 2012 |
| 221109 | 221110 | 001 | 7000 | CURR PORT LTD:COBANK 4.5M LOAN |
| 221110 | 221111 | 001 | 7000 | CURR PORT LTD:COBANK 1.7M (T4) |
| 221111 | 221112 | 001 | 7000 | CURR PORT LTD:COBANK 925K (T3) |
| 221112 | 221113 | 001 | 7000 | CURR PORT LTD:SRF LOCKE LAKE-DAM SITE #2 |
| 221113 | 221114 | 001 | 7000 | CURR PORT LTD:LOCKE LAKE W & M |
| 221114 | 221115 | 001 | 7000 | CURR PORT LTD:HICKORY & AVERY |
| 221115 | 221116 | 001 | 7000 | CURR PORT LTD:W&E MAIN REPLACEMENT |
| 221116 | 221117 | 001 | 7000 | CURR PORT LTD:HARDWOOD TREATMENT |
| 221117 | 221118 | 001 | 7000 | CURR PORT LTD: COBANK 625K LOAN |
| 221118 | 221119 | 001 | 7000 | CURR PORT LTD: LOCKE LAKE-WINWOOD & MONROE PHASE II |
| 221119 | 221120 | 001 | 7000 | CURRENT PORTION LTD:COBANK 1.25M PORTION OF 2.2M L |
| 221120 | 221121 | 001 | 7000 | CURRENT PORTION LTD:SRF/LOCKE LAKE-VARNEY ROAD |
| 221121 | 221122 | 001 | 7000 | CURRENT PORTION LTD:COBANK 950K PORTION OF 2.2M L |
| 221122 | 221123 | 001 | 7000 | CURRENT PORTION LTD: SRF/BRADY AVE |
| 221123 | 221124 | 001 | 7000 | CURRENT PORTION LTD: SRF/MERRIMACK RIVER CROSSING |
| 221124 | 221125 | 001 | 7000 | CURRENT PORTION LTD: COBANK 350K LOAN |
| 221125 | 221126 | 001 | 7000 | CURRENT PORTION LTD: SRF/HILLCREST ROAD |
| 221126 | 221127 | 001 | 7000 | CURRENT PORTION LTD: SRF/LOCKE LAKE GEORGETOWN MAIN |
| 221127 | 221128 | 001 | 7000 | CURRENT PORTION LTD: SRF/LOCKE LAKE AIRSTRIP WELL INTERCONN |
| 221128 | 221129 | 001 | 7000 | CURRENT PORTION LTD: SRF/LOCKE LAKE SURFACE WATER SUPPLY |
| 221129 | 221130 | 001 | 7000 | CURRENT PORTION LTD: COBANK 1.153M LOAN T9 |
| 221130 | 221131 | 001 | 7000 | CURRENT PORTION LTD: COBANK LOAN T10 |
| 221131 | 221132 | 001 | 7000 | CURRENT PORTION LTD: COBANK LOAN T11 |
| 221132 | 221133 | 001 | 7000 | CURRENT PORTION LTD: COBANK LOAN T12 |
| 221133 | 221134 | 001 | 7000 | CURRENT PORTION LTD: COBANK LOAN T13 |
| 221152 | 221152 | 001 | 7000 | FORGIVABLE DEBT:STD GREENHILLS |

| | | | | |
|--------|--------|-----|------|--|
| 221156 | 221156 | 001 | 7000 | FORGIVAB DEBT:STD LOCKLKE 2007 |
| 221157 | 221157 | 001 | 7000 | FORGIVABLE STD:LOCKE LAKE 2011 |
| 221158 | 221158 | 001 | 7000 | FORGIVABLE STD:LIBERTY TREE |
| 221160 | 221160 | 001 | 7000 | FORGIVABLE STD: BRADY AVE |
| 221161 | 221161 | 001 | 7000 | FORGIVABLE STD: LOCKE LAKE GEORGETOWN |
| 221162 | 221162 | 001 | 7000 | FORGIVABLE STD: LOCKE LAKE AIRSTRIP WELL |
| 221163 | 221163 | 001 | 7000 | FORGIVABLE STD: LOCKE LAKE SURFACE WATER |

Current Portion of Long Term Debt

| | | | | |
|--------|--------|-----|------|---------------------------------|
| | 184100 | 001 | 7000 | CLEARING ACCOUNT |
| 222000 | 222000 | 001 | 7000 | ACCOUNTS PAYABLE |
| 231000 | 231000 | 001 | 7000 | ACCOUNTS PAYABLE |
| 231111 | 231111 | 001 | 7000 | A/P |
| 231222 | 231222 | 001 | 7000 | ACCOUNTS PAYABLE - CWIP |
| | 232100 | 001 | 7000 | FIXED ASSET LINE OF CREDIT |
| 235200 | 235200 | 001 | 7000 | DEPOSIT - ESCROW |
| 235300 | 235300 | 001 | 7000 | LITCHFIELD DEPOSIT |
| 235350 | 235350 | 001 | 7000 | DEPOSITS - MERRIMACK SOURCE DEV |
| | 235310 | 001 | 7000 | DEPOSITS - LONDONDERRY |
| | 224100 | 001 | 7000 | OTHER LIABILITY: DERIVATIVE |
| 236115 | 236115 | 001 | 7000 | LOCAL PROPERTY TAXES PAYABLE |
| 236119 | 236119 | 001 | 7000 | ACCRUED TAXES |
| 236116 | 236116 | 001 | 7000 | PUBLIC UTILITY TAX PAYABLE |
| 237110 | 237110 | 001 | 7000 | ACCRUED INTEREST LTD |
| 241300 | 241300 | 001 | 7000 | MISC CURRENT ACCRUED LIABILITY |
| 241350 | 241350 | 001 | 7000 | ACCRUED LIABILITY - RETAINAGE |
| 235250 | 235250 | 001 | 7000 | HARDSHIP CASES: CREDITS |

| | | | | |
|--------|--------|-----|------|--------------------------------------|
| 223202 | 223202 | 001 | 7000 | NOTE PAYABLE: PCP-2015 3M LOAN |
| 223203 | 223203 | 001 | 7000 | NOTE PAYABLE: PCP-2015 1M LOAN |
| 223212 | 223212 | 001 | 7000 | CURR PORT LTD: 3M PCP NP |
| 223213 | 223213 | 001 | 7000 | CURR PORT LTD: 1M PCP NP |
| 223216 | 223216 | 001 | 7000 | ST NOTE PAYABLE - PCP 2018 1.7M LOAN |
| 223217 | 223217 | 001 | 7000 | ST NOTE PAYABLE - PCP 2018 1.1M LOAN |
| 223800 | 223800 | 001 | 7000 | INTERCO LOAN NC-INTEGRATED |
| 233400 | 233400 | 001 | 7000 | INTERCO PAY/REC: PEU/TSC |
| 233500 | 233500 | 001 | 7000 | INTERCO PAY/REC: PEU/PWS |
| | 233550 | 001 | 7000 | AP INTERCO PAY/REC: PEU/PWS |
| 233600 | 233600 | 001 | 7000 | INTERCO PAY/REC: PEU/PAC |
| 233700 | 233700 | 001 | 7000 | INTERCO PAY/REC: PEU/PWW |
| 233800 | 233800 | 001 | 7000 | AP INTERCO PAY/REC: PEU/PAC |
| 233300 | 233300 | 001 | 7000 | INTERCO PAY/REC: PEU/PCP |

Total Current Liabilities

| | | | | |
|--------|--------|-----|------|-----------------------------------|
| 253000 | 253000 | 001 | 7000 | DEFERRED GAIN-GREEN HILLS SRF |
| 253001 | 253001 | 001 | 7000 | DEFERRED GAIN-LOCKE LAKE SRF |
| 282200 | 282200 | 001 | 7000 | DEFERRED INCOME TAXES |
| 282201 | 282201 | 001 | 7000 | DEFERRED INCOME TAX - SWAP |
| 283100 | 283100 | 001 | 7000 | ACCUM DEF INC TAX - REG LIABILITY |

| | | | | |
|--------|--------|-----|------|--------------------------------|
| 271200 | 271200 | 001 | 7000 | CONTRIBUTIONS IN AID OF CONST |
| 271204 | 271204 | 001 | 7000 | CIAC: MAPLE HILLS GRANT |
| 271205 | 271205 | 001 | 7000 | CIAC: BIRCH HILLS GRANT |
| 271206 | 271206 | 001 | 7000 | CIAC: LOCKE LAKE GRANT |
| 271207 | 271207 | 001 | 7000 | DRINKING WATER GRANT FUNDS |
| 271250 | 271250 | 001 | 7000 | CIAC: LONDONDERRY/MWW CONN |
| 271300 | 271300 | 001 | 7000 | CIAC: SEASON LANE, LONDONDERRY |
| 271302 | 271302 | 001 | 7000 | CIAC: PELHAM |
| 271303 | 271303 | 001 | 7000 | CIAC: LITCHFIELD |
| 271304 | 271304 | 001 | 7000 | CIAC: BOW |
| 271305 | 271305 | 001 | 7000 | CIAC: LAKEVIEW FARMS - WINDHAM |
| 271325 | 271325 | 001 | 7000 | CIAC: MEADOWBROOK PUMP STATION |
| 271350 | 271350 | 001 | 7000 | CIAC: OAKWOOD |
| 271360 | 271360 | 001 | 7000 | CIAC: SMYTHE WOODS-HOOKSETT |
| 271370 | 271370 | 001 | 7000 | CIAC: W&E |
| 271380 | 271380 | 001 | 7000 | CIAC: FLETCHERS CORNER:ARSENIC |
| 271400 | 271400 | 001 | 7000 | CONTR IN AID OF CONST-DEV INST |

| | | | | |
|--------|--------|-----|------|-------------------------------|
| 272101 | 272101 | 001 | 7000 | RESERVE FOR AMORT OF CIAC:PEU |
|--------|--------|-----|------|-------------------------------|

Total Deferred Credits

Total Equity & Liabilities

| | 1 | 2 | 3 | 4 |
|----------------------|----------------------|----------------------|----------------------|----------------------|
| Dec-21 | Jan-22 | Feb-22 | Mar-22 | Apr-22 |
| 4,449.76 | 4,449.76 | 4,449.76 | 4,449.76 | 4,449.76 |
| 510,178.38 | 510,178.38 | 510,178.38 | 510,178.38 | 510,178.38 |
| 505,390.75 | 505,390.75 | 505,390.75 | 506,360.37 | 506,360.37 |
| - | - | - | - | - |
| - | - | - | - | - |
| - | - | - | - | - |
| - | - | - | - | - |
| 100,335.00 | 100,335.00 | 100,335.00 | 100,335.00 | 100,335.00 |
| 108,285.50 | 108,285.50 | 108,285.50 | 114,018.40 | 114,018.40 |
| 25,000.00 | 25,000.00 | 25,000.00 | 25,000.00 | 25,000.00 |
| 1,253,639.39 | 1,253,639.39 | 1,253,639.39 | 1,260,341.91 | 1,260,341.91 |
| - | - | - | - | - |
| 3,064,967.79 | 3,064,967.79 | 3,064,967.79 | 3,064,967.79 | 3,064,967.79 |
| 2,504,707.30 | 2,504,707.30 | 2,504,707.30 | 2,504,707.30 | 2,504,707.30 |
| 14,695.12 | 14,695.12 | 14,695.12 | 14,695.12 | 14,695.12 |
| - | - | - | - | - |
| 1,891,881.97 | 1,891,881.97 | 1,891,881.97 | 1,892,205.18 | 1,892,205.18 |
| 247,354.68 | 247,354.68 | 247,354.68 | 247,354.68 | 247,354.68 |
| - | - | - | - | - |
| 537,831.09 | 537,831.09 | 537,831.09 | 537,831.09 | 537,831.09 |
| 2,210,735.05 | 2,210,735.05 | 2,210,735.05 | 2,210,735.05 | 2,210,735.05 |
| 367,324.68 | 367,324.68 | 367,324.68 | 397,724.89 | 397,724.89 |
| 671,298.74 | 671,298.74 | 671,298.74 | 671,298.74 | 671,298.74 |
| 11,510,796.42 | 11,510,796.42 | 11,510,796.42 | 11,541,519.84 | 11,541,519.84 |
| 833,936.19 | 833,936.19 | 833,936.19 | 834,049.31 | 834,049.31 |
| 1,701,070.32 | 1,701,070.32 | 1,701,070.32 | 1,701,720.78 | 1,701,720.78 |
| 334,442.46 | 336,069.36 | 340,751.16 | 345,431.12 | 346,701.94 |
| 18,636.91 | 18,636.91 | 18,636.91 | 18,636.91 | 18,636.91 |
| 27,430.23 | 27,430.23 | 27,430.23 | 27,862.52 | 27,862.52 |
| 4,175.71 | 4,175.71 | 4,175.71 | 4,175.71 | 4,175.71 |
| 830,111.29 | 830,111.29 | 830,111.29 | 830,111.29 | 830,111.29 |
| - | - | - | - | - |
| 1,848,969.29 | 1,848,969.29 | 1,848,969.29 | 1,848,969.29 | 1,848,969.29 |
| 17,123.56 | 17,123.56 | 17,123.56 | 17,123.56 | 17,123.56 |
| 5,615,895.96 | 5,617,522.86 | 5,622,204.66 | 5,628,080.49 | 5,629,351.31 |
| 2,153,207.36 | 2,153,207.36 | 2,153,207.36 | 2,153,207.36 | 2,153,207.36 |
| 394,999.52 | 394,999.52 | 394,999.52 | 394,999.52 | 394,999.52 |
| 1,354,366.35 | 1,354,366.35 | 1,354,366.35 | 1,355,828.87 | 1,355,828.87 |
| 5,826.93 | 5,826.93 | 5,826.93 | 5,826.93 | 5,826.93 |
| - | - | - | - | - |
| 18,360,011.86 | 18,360,011.86 | 18,360,011.86 | 18,373,695.68 | 18,373,695.68 |
| 3,026,783.89 | 3,026,783.89 | 3,026,783.89 | 3,026,824.29 | 3,026,824.29 |
| 5,160,328.79 | 5,160,328.79 | 5,160,328.79 | 5,160,328.79 | 5,158,840.29 |
| 11,246,016.99 | 11,246,016.99 | 11,246,016.99 | 11,246,016.99 | 11,211,333.23 |
| 956,971.89 | 956,971.89 | 956,971.89 | 956,971.89 | 956,971.89 |
| 622,095.25 | 622,095.25 | 622,095.25 | 622,095.25 | 622,095.25 |

| | | | | |
|----------------------|----------------------|----------------------|----------------------|----------------------|
| 48,472.79 | 48,472.79 | 48,472.79 | 48,472.79 | 48,472.79 |
| 114,959.86 | 114,959.86 | 136,117.08 | 136,117.08 | 136,117.08 |
| 246,383.64 | 246,383.64 | 246,383.64 | 246,383.64 | 246,383.64 |
| 516,823.26 | 516,823.26 | 518,335.13 | 520,557.24 | 520,670.85 |
| 295,788.77 | 295,788.77 | 295,788.77 | 297,703.78 | 297,703.78 |
| 148,112.41 | 148,112.41 | 148,112.41 | 148,112.41 | 148,112.41 |
| 5,712,441.26 | 5,715,946.16 | 5,755,303.13 | 5,755,303.13 | 5,755,303.13 |
| 98,000.00 | 98,000.00 | 98,000.00 | 98,000.00 | 98,000.00 |
| 85,379.57 | 85,379.57 | 85,379.57 | 85,379.57 | 85,379.57 |
| 2,209,208.72 | 2,212,332.34 | 2,212,466.98 | 2,220,107.57 | 2,218,409.72 |
| 1,525,668.75 | 1,525,668.75 | 1,525,668.75 | 1,528,436.22 | 1,528,436.22 |
| 3,522,337.16 | 3,529,974.81 | 3,529,974.81 | 3,541,708.88 | 3,532,898.76 |
| 1,643,392.26 | 1,648,360.07 | 1,648,360.07 | 1,658,103.08 | 1,659,214.46 |
| 1,306,511.71 | 1,310,291.25 | 1,313,646.09 | 1,321,448.28 | 1,325,399.87 |
| 824,065.83 | 824,938.02 | 825,519.48 | 831,903.13 | 790,310.05 |
| 620,312.20 | 620,312.20 | 620,312.20 | 620,837.41 | 620,837.41 |
| 4,605.74 | 4,605.74 | 4,605.74 | 4,605.74 | 4,605.74 |
| 1,144,734.29 | 1,144,734.29 | 1,144,734.29 | 1,144,734.29 | 1,144,734.29 |
| 88,913.08 | 88,913.08 | 88,913.08 | 88,913.08 | 88,913.08 |
| (8,706,800.25) | (8,706,800.25) | (8,706,800.25) | (8,706,800.25) | (8,706,800.25) |
| (7,940.20) | (7,940.20) | (7,940.20) | (7,940.20) | (7,940.20) |
| (185,750.00) | (185,750.00) | (185,750.00) | (185,750.00) | (185,750.00) |
| (230,800.00) | (230,800.00) | (230,800.00) | (230,800.00) | (230,800.00) |
| (276,666.67) | (276,666.67) | (276,666.67) | (276,666.67) | (276,666.67) |
| (331,666.66) | (331,666.66) | (331,666.66) | (331,666.66) | (331,666.66) |
| 4,386,266.77 | 4,400,432.18 | 4,414,597.58 | 4,428,762.98 | 4,442,928.39 |
| 3,275.44 | 3,285.03 | 3,294.62 | 3,304.21 | 3,313.80 |
| 117,513.49 | 117,988.14 | 118,462.78 | 118,937.43 | 119,412.07 |
| 134,561.97 | 135,091.56 | 135,621.16 | 136,150.75 | 136,680.35 |
| 182,426.21 | 182,897.52 | 183,368.84 | 183,840.15 | 184,311.47 |
| 219,708.86 | 220,257.19 | 220,805.52 | 221,353.85 | 221,902.18 |
| 58,740,849.09 | 58,780,933.68 | 58,863,229.56 | 58,945,348.48 | 58,878,450.64 |
| 2,688.66 | 2,688.66 | 2,688.66 | 2,688.66 | 2,688.66 |
| 72,937.34 | 72,937.34 | 72,937.34 | 72,937.34 | 72,937.34 |
| 9,592.29 | 9,592.29 | 9,592.29 | 8,522.34 | 8,522.34 |
| - | - | - | - | - |
| 602,060.62 | 602,060.62 | 602,060.62 | 602,359.58 | 602,359.58 |
| 73,467.71 | 73,467.71 | 73,467.71 | 73,467.71 | 73,467.71 |
| 10,364.16 | 10,364.16 | 10,364.16 | 10,364.16 | 10,364.16 |
| 771,110.78 | 771,110.78 | 771,110.78 | 770,339.79 | 770,339.79 |
| 386,400.05 | 386,400.05 | 386,400.05 | 386,400.05 | 386,400.05 |
| - | - | - | - | - |
| - | - | - | - | - |
| - | - | - | - | - |
| 21,445.54 | 21,445.54 | 21,445.54 | 21,445.54 | 21,445.54 |
| 48,432.05 | 48,432.05 | 48,432.05 | 48,432.05 | 48,432.05 |
| - | - | - | - | - |
| - | - | - | - | - |
| 456,277.64 | 456,277.64 | 456,277.64 | 456,277.64 | 456,277.64 |
| 78,348,569.28 | 78,390,280.77 | 78,477,258.45 | 78,601,908.15 | 78,536,281.13 |
| - | - | - | - | - |

| | | | | |
|------------------------|------------------------|------------------------|------------------------|------------------------|
| (21,844,912.52) | (21,987,200.89) | (22,129,549.72) | (22,251,246.22) | (22,356,793.13) |
| 1,700,998.10 | 1,701,418.04 | 1,701,958.77 | 1,705,951.00 | 1,706,550.94 |
| 2,430,308.96 | 2,430,308.96 | 2,430,308.96 | 2,446,367.62 | 2,501,167.29 |
| - | - | - | - | - |
| (17,713,605.46) | (17,855,473.89) | (17,997,281.99) | (18,098,927.60) | (18,149,074.90) |
| 60,634,963.82 | 60,534,806.88 | 60,479,976.46 | 60,502,980.55 | 60,387,206.23 |
| 424,848.56 | 425,060.69 | 433,063.38 | 433,063.38 | 433,063.38 |
| (230,762.54) | (227,330.41) | (217,139.44) | (207,690.60) | (138,222.30) |
| 60,829,049.84 | 60,732,537.16 | 60,695,900.40 | 60,728,353.33 | 60,682,047.31 |
| - | - | - | - | - |
| 900.00 | 900.00 | 900.00 | 900.00 | 900.00 |
| 178,133.46 | 186,541.34 | 179,033.26 | 259,314.56 | 251,649.91 |
| 677,618.16 | 689,982.09 | 707,320.58 | 889,507.55 | 906,552.05 |
| (945,277.64) | (1,174,743.45) | (1,285,203.64) | (749,802.42) | (970,489.79) |
| 478,727.68 | 146,880.64 | 280,798.54 | (419,144.25) | (426,396.52) |
| 159,627.82 | 222,402.13 | 375,810.33 | 347,873.83 | 219,814.97 |
| 287,020.74 | 299,608.42 | 312,693.55 | 342,263.53 | 355,319.27 |
| 39,170.00 | 39,170.00 | 39,170.00 | 39,170.00 | 39,170.00 |
| 495,586.19 | 614,171.17 | 637,446.35 | 515,850.60 | 656,050.21 |
| 0 | - | - | - | 1,974.03 |
| 336,700.95 | 339,618.65 | 341,245.06 | 405,673.88 | 341,088.20 |
| (3,318.59) | (2,000.00) | (2,000.00) | (2,000.00) | (2,000.00) |
| - | - | - | - | - |
| 828,968.55 | 951,789.82 | 976,691.41 | 919,524.48 | 997,112.44 |
| 739,860.00 | 672,800.00 | 690,534.00 | 730,436.00 | 634,241.00 |
| - | - | - | - | - |
| - | - | - | - | 203,093.99 |
| - | - | - | - | - |
| 285.35 | 285.35 | 285.35 | 936,670.74 | 936,670.74 |
| 740,145.35 | 673,085.35 | 690,819.35 | 1,667,106.74 | 1,774,005.73 |
| - | - | - | - | - |
| - | - | - | - | - |
| - | - | - | - | - |
| 366.76 | 866.76 | 23,871.31 | 17,500.17 | 33,756.87 |
| - | - | - | - | - |
| 8,434.98 | 7,005.81 | 9,875.64 | 4,987.47 | 3,628.30 |
| 258,955.76 | 174,344.47 | 87,172.18 | - | - |
| 267,757.50 | 182,217.04 | 120,919.13 | 22,487.64 | 37,385.17 |
| 4,599.22 | 4,600.18 | 5,778.34 | 5,779.54 | 5,781.95 |
| - | - | - | - | - |
| 22,238.22 | 22,238.22 | 22,553.62 | 23,413.43 | 23,821.55 |
| 26,837.44 | 26,838.40 | 28,331.96 | 29,192.97 | 29,603.50 |

| | | | | | |
|--------------|---------------------|---------------------|---------------------|---------------------|---------------------|
| | 2,704,847.45 | 2,244,671.78 | 2,427,284.47 | 3,348,394.63 | 3,214,626.73 |
| | 2,739,629.06 | | | | |
| - | - | - | - | - | - |
| - | - | - | - | - | - |
| - | - | - | - | - | - |
| - | - | - | - | - | - |
| 6,922,211.56 | 6,903,382.82 | 6,883,983.48 | 6,864,584.14 | 6,845,184.80 | |
| - | - | - | - | - | |
| - | - | - | - | - | |
| - | - | - | - | - | |
| - | - | - | - | - | |
| - | - | - | - | - | |
| - | - | - | - | - | |
| - | - | - | - | - | |
| - | - | - | - | - | |
| 6,837.59 | 6,837.59 | 6,837.59 | 6,837.59 | 6,837.59 | |
| - | - | - | - | - | |
| 4,152.28 | 4,131.31 | 4,110.34 | 4,089.37 | 4,068.40 | |
| - | - | - | - | - | |
| 12,320.58 | 12,172.14 | 12,023.70 | 11,875.26 | 11,726.82 | |
| 2,432.49 | 2,403.18 | 2,373.87 | 2,344.56 | 2,315.25 | |
| - | - | - | - | - | |
| - | - | - | - | - | |
| 4,861.60 | 4,861.60 | 4,861.60 | 4,861.60 | 4,861.60 | |
| - | - | - | - | - | |
| 7,982.07 | 7,964.14 | 7,930.67 | 7,897.20 | 7,863.73 | |
| 116,737.69 | 116,475.38 | 115,985.99 | 115,496.60 | 115,007.21 | |
| - | - | - | - | - | |
| 1,065.79 | 1,043.13 | 1,020.47 | 997.81 | 975.15 | |
| 15,382.39 | 15,182.45 | 14,982.50 | 14,782.56 | 14,582.61 | |
| 15,837.38 | 15,767.62 | 15,697.86 | 15,628.10 | 15,558.34 | |
| - | - | - | - | - | |
| - | - | - | - | - | |
| - | - | - | - | - | |
| 105,944.69 | 114,461.19 | 114,461.19 | 118,358.69 | 118,358.69 | |
| - | - | - | - | - | |
| 458,618.33 | 454,787.20 | 450,956.11 | 447,124.97 | 443,293.87 | |
| 20,119.77 | 19,844.01 | 19,568.25 | 19,292.49 | 19,016.73 | |
| - | - | - | - | - | |
| - | - | - | - | - | |
| 36,508.17 | 36,007.78 | 35,507.39 | 35,007.00 | 34,506.61 | |
| 807.91 | 796.85 | 785.78 | 774.72 | 763.65 | |
| 3,308.80 | 3,308.80 | 3,308.80 | 3,308.80 | 3,308.80 | |
| 1,711.88 | 1,683.34 | 1,654.81 | 1,626.25 | 1,597.74 | |
| 212,825.39 | 212,825.39 | 212,825.39 | 245,989.27 | 245,989.27 | |
| - | - | - | - | - | |

| | | | | |
|------------------------|------------------------|-----------------------|-----------------------|-----------------------|
| 7,949,666.36 | 7,933,935.92 | 7,908,875.79 | 7,920,876.98 | 7,895,816.86 |
| - | - | - | - | - |
| 229,259.83 | 228,367.67 | 226,792.95 | 224,922.05 | 224,843.15 |
| 8,178,926.19 | 8,162,303.59 | 8,135,668.74 | 8,145,799.03 | 8,120,660.01 |
| 71,712,823.48 | 71,139,512.53 | 71,258,853.61 | 72,222,546.99 | 72,017,334.05 |
| (100.00) | (100.00) | (100.00) | (100.00) | (100.00) |
| (10,729,278.88) | (10,729,278.88) | (9,987,871.69) | (9,987,871.69) | (9,987,871.69) |
| - | - | - | - | - |
| 173,775.60 | 155,914.20 | 150,144.00 | 99,157.80 | 71,749.80 |
| (10,555,603.28) | (10,573,464.68) | (9,837,827.69) | (9,888,813.89) | (9,916,221.89) |
| 2,517,637.52 | 2,479,920.01 | 2,479,920.01 | 2,479,920.01 | 2,479,920.01 |
| (37,717.51) | 152,562.33 | 216,780.63 | (444,698.80) | (482,805.85) |
| (8,075,683.27) | (7,940,982.34) | (7,141,127.05) | (7,853,592.68) | (7,919,107.73) |
| - | - | - | - | - |
| (33,687.50) | (32,243.75) | (30,800.00) | (29,356.25) | (27,912.50) |
| (145,998.75) | (143,159.94) | (140,312.88) | (137,457.54) | (134,593.91) |
| (262,326.00) | (259,686.00) | (257,039.00) | (254,386.00) | (251,726.00) |
| (930,094.47) | (922,453.64) | (914,794.57) | (907,117.22) | (899,421.54) |
| (75,936.38) | (74,907.38) | (73,879.38) | (72,851.38) | (71,824.38) |
| (124,831.43) | (124,121.76) | (123,407.81) | (122,689.57) | (121,967.04) |
| (199,690.00) | (198,793.00) | (197,890.00) | (196,982.00) | (196,068.00) |
| (244,889.79) | (243,282.13) | (241,670.83) | (240,055.87) | (238,437.25) |
| (2,030,679.58) | (2,030,679.58) | (2,028,610.30) | (1,969,996.20) | (1,969,996.20) |
| (1,059,563.20) | (1,052,718.73) | (1,045,852.93) | (1,038,650.22) | (1,031,740.56) |
| (582,722.04) | (579,096.02) | (575,456.73) | (571,600.32) | (567,933.60) |
| (274,753.75) | (273,213.78) | (271,670.33) | (270,123.37) | (268,572.91) |
| (283,262.33) | (281,813.26) | (280,360.91) | (278,905.27) | (277,446.32) |
| (304,109.04) | (302,506.71) | (300,900.89) | (299,291.56) | (297,678.73) |
| (749,834.85) | (745,998.69) | (742,154.17) | (738,301.26) | (734,439.95) |
| (415,970.24) | (413,803.36) | (411,632.02) | (409,456.22) | (407,275.96) |
| (505,804.85) | (504,295.14) | (502,779.06) | (501,051.28) | (499,521.51) |
| (296,917.70) | (295,414.70) | (293,908.70) | (292,399.70) | (290,887.70) |
| (1,058,282.27) | (1,055,330.54) | (1,052,368.13) | (1,049,026.68) | (1,046,041.47) |
| (1,159,057.22) | (1,153,404.58) | (1,147,742.70) | (1,142,071.58) | (1,136,391.19) |
| (814,738.46) | (812,628.83) | (810,510.43) | (808,056.99) | (805,919.57) |
| (466,019.49) | (464,991.32) | (463,960.82) | (462,927.99) | (461,892.82) |
| (2,062,333.64) | (2,053,606.33) | (2,044,864.76) | (2,036,108.92) | (2,027,338.77) |
| (315,697.47) | (315,015.61) | (314,330.62) | (313,502.88) | (312,810.95) |
| (207,992.60) | (207,112.42) | (206,230.80) | (205,347.74) | (204,463.24) |
| (1,045,968.84) | (1,043,687.65) | (1,041,402.62) | (1,039,113.77) | (1,036,821.09) |

| | | | | |
|------------------------|------------------------|------------------------|------------------------|------------------------|
| (535,624.85) | (534,103.31) | (532,580.84) | (531,057.43) | (529,533.10) |
| (1,852,062.53) | (1,846,801.42) | (1,841,537.08) | (1,836,269.51) | (1,830,998.72) |
| (1,062,610.14) | (1,060,245.50) | (1,057,871.94) | (1,055,103.31) | (1,052,710.36) |
| (761,461.65) | (759,831.43) | (758,195.62) | (756,302.73) | (754,654.83) |
| (1,104,842.31) | (1,102,674.04) | (1,100,497.96) | (1,097,930.72) | (1,095,737.57) |
| (2,488,616.02) | (2,483,839.50) | (2,479,045.50) | (2,473,355.96) | (2,468,523.60) |
| - | - | - | - | - |
| (10,185.50) | (9,702.24) | (9,218.98) | (8,735.72) | (8,252.46) |
| (27,572.16) | (27,258.84) | (26,945.52) | (26,632.20) | (26,318.88) |
| (62,259.65) | (61,757.56) | (61,255.47) | (60,753.38) | (60,251.29) |
| (85,523.39) | (84,937.62) | (84,351.85) | (83,766.08) | (83,180.31) |
| - | - | - | - | - |
| (55,523.37) | (55,348.77) | (55,174.17) | (54,999.57) | (54,824.97) |
| (197,890.05) | (197,316.46) | (196,742.87) | (196,169.28) | (195,595.69) |
| (102,264.48) | (101,968.06) | (101,671.64) | (101,375.22) | (101,078.80) |
| (353,606.03) | (352,581.08) | (351,556.13) | (350,531.18) | (349,506.23) |
| (1,534,638.08) | (1,531,371.96) | (1,528,097.13) | (1,524,813.57) | (1,521,521.25) |
| (1,043,889.59) | (1,041,667.92) | (1,039,440.32) | (1,037,206.78) | (1,034,967.28) |
| (26,929,731.69) | (26,835,370.56) | (26,738,714.41) | (26,581,830.42) | (26,486,778.50) |
| (24,351,204.02) | | | | |
| - | - | - | - | - |
| (756,841.65) | (17,325.00) | (17,325.00) | (17,325.00) | (17,325.00) |
| (17,325.00) | (33,527.92) | (33,625.37) | (33,723.11) | (33,821.12) |
| (33,430.75) | (31,259.00) | (31,336.00) | (31,413.00) | (31,490.00) |
| (31,183.00) | (90,498.78) | (90,714.77) | (90,931.28) | (91,148.30) |
| (90,283.31) | (12,376.00) | (12,371.00) | (12,366.00) | (12,360.00) |
| (12,380.00) | (8,236.16) | (8,286.93) | (8,337.81) | (8,388.79) |
| (8,185.49) | (10,395.00) | (10,462.00) | (10,529.00) | (10,596.00) |
| (10,328.00) | (19,053.71) | (19,096.90) | (19,140.19) | (19,183.58) |
| (19,010.62) | (236,489.68) | (238,558.96) | (238,558.96) | (238,558.96) |
| (236,489.68) | (81,510.84) | (81,764.92) | (81,995.14) | (82,250.74) |
| (81,257.54) | (43,142.91) | (43,300.80) | (43,443.93) | (43,602.92) |
| (42,985.59) | (18,251.46) | (18,292.83) | (18,334.30) | (18,375.85) |
| (18,210.18) | (17,174.16) | (17,213.08) | (17,252.09) | (17,291.20) |
| (17,135.32) | (18,999.60) | (19,041.01) | (19,082.53) | (19,124.12) |
| (18,958.27) | (45,487.15) | (45,586.31) | (45,685.69) | (45,785.29) |
| (45,388.21) | (25,711.65) | (25,764.44) | (25,817.34) | (25,870.34) |
| (25,658.98) | (18,185.17) | (18,261.90) | (18,331.49) | (18,408.84) |
| (18,108.76) | (17,834.00) | (17,871.00) | (17,908.00) | (17,945.00) |
| (17,797.00) | (35,592.09) | (35,720.81) | (35,837.49) | (35,967.10) |
| (35,463.84) | (67,226.64) | (67,336.45) | (67,446.43) | (67,556.60) |
| (67,117.02) | (25,509.38) | (25,615.48) | (25,711.71) | (25,818.65) |
| (25,403.72) | (12,185.19) | (12,212.93) | (12,240.71) | (12,268.53) |
| (12,157.49) | (103,793.57) | (103,963.10) | (104,132.90) | (104,302.99) |
| (103,624.32) | (8,304.27) | (8,342.39) | (8,376.97) | (8,415.42) |
| (8,266.32) | (10,467.93) | (10,485.03) | (10,502.16) | (10,519.31) |
| (10,450.86) | (27,122.95) | (27,168.62) | (27,214.32) | (27,260.06) |
| (27,077.35) | (18,196.44) | (18,207.73) | (18,219.02) | (18,230.28) |
| (18,185.13) | (62,918.87) | (62,957.93) | (62,996.94) | (63,035.89) |
| (62,879.75) | (28,698.11) | (28,806.35) | (28,904.48) | (29,013.50) |
| (28,590.28) | (19,787.06) | (19,854.88) | (19,916.35) | (19,984.60) |
| (19,719.48) | (26,405.89) | (26,500.94) | (26,587.09) | (26,682.79) |
| (26,311.19) | (58,228.31) | (58,441.41) | (58,634.59) | (58,849.17) |
| (58,015.98) | - | - | - | - |
| (5,799.12) | (5,799.12) | (5,799.12) | (5,799.12) | (5,799.13) |

| | | | | |
|-----------------------|-----------------------|-----------------------|-----------------------|-----------------------|
| (3,759.84) | (3,759.84) | (3,759.84) | (3,759.84) | (3,759.84) |
| (6,025.08) | (6,025.08) | (6,025.08) | (6,025.08) | (6,025.08) |
| (7,029.24) | (7,029.24) | (7,029.24) | (7,029.24) | (7,029.24) |
| (2,095.20) | (2,095.20) | (2,095.20) | (2,095.20) | (2,095.20) |
| (6,883.08) | (6,883.08) | (6,883.08) | (6,883.08) | (6,883.08) |
| (3,557.04) | (3,557.04) | (3,557.04) | (3,557.04) | (3,557.04) |
| (12,299.40) | (12,299.40) | (12,299.40) | (12,299.40) | (12,299.40) |
| (2,051,668.08) | (1,297,342.89) | (1,301,935.27) | (1,304,344.02) | (1,306,878.95) |
| (34,781.61) | (34,781.61) | (34,781.61) | (34,781.61) | (34,781.61) |
| - | - | - | - | - |
| (213,475.00) | (139,865.49) | (100,274.94) | (25,339.74) | (122,901.59) |
| (1,008.00) | (2,660.00) | (700.00) | - | (2,324.00) |
| (9,821.72) | (1,727.00) | (7,304.37) | (33,125.63) | (9,393.23) |
| (756,841.65) | (756,841.65) | (756,841.65) | (756,841.65) | (756,841.65) |
| (24,000.00) | (24,000.00) | (24,000.00) | (24,000.00) | (24,000.00) |
| (64,368.79) | (64,368.79) | (64,368.79) | (64,368.79) | (64,368.79) |
| (122,988.63) | (124,179.63) | (125,370.63) | (126,561.63) | (127,752.63) |
| - | - | - | - | - |
| (289,626.00) | (259,857.00) | (250,240.00) | (165,263.00) | (119,583.00) |
| | (19,769.67) | (39,539.34) | (59,309.01) | (106,941.96) |
| | - | - | - | - |
| | - | - | - | - |
| (11,891.55) | (23,582.97) | (33,829.43) | (11,476.29) | (22,273.59) |
| (158,048.20) | (223,756.95) | (182,914.72) | (209,711.98) | (173,586.92) |
| (52,445.06) | (27,401.78) | (21,864.31) | (3,000.00) | (8,350.00) |
| (1,739,296.21) | (1,702,792.54) | (1,642,029.79) | (1,513,779.33) | (1,573,098.97) |
| - | - | - | - | - |
| - | - | - | - | - |
| - | - | - | - | - |
| - | - | - | - | - |
| (38,522.48) | (38,625.20) | (38,728.20) | (38,831.47) | (38,935.02) |
| (26,203.69) | (26,273.56) | (26,343.62) | (26,413.87) | (26,484.31) |
| - | - | - | - | - |
| - | - | - | - | - |
| - | - | - | - | - |
| (6,977.97) | (6,974.79) | (6,971.58) | (6,968.24) | (6,961.30) |
| (1,969,584.59) | (2,407,646.15) | (2,655,981.77) | (2,985,148.97) | (3,209,281.38) |
| - | - | - | - | - |
| (1,715,632.41) | (952,425.62) | (1,754,739.89) | (1,956,802.50) | (1,516,406.45) |
| (3,756,921.14) | (3,431,945.32) | (4,482,765.06) | (5,014,165.05) | (4,798,068.46) |
| (9,018,326.40) | (6,432,080.75) | (7,426,730.12) | (7,832,288.40) | (7,678,046.38) |
| (7,547,885.43) | | | | |
| - | - | - | - | - |
| - | - | - | - | - |
| - | - | - | - | - |
| (4,845,937.16) | (4,845,937.16) | (4,845,937.16) | (4,845,937.16) | (4,845,937.16) |
| 115,850.40 | 103,942.80 | 100,096.00 | 66,105.20 | 47,833.20 |
| (1,620,743.00) | (1,620,743.00) | (1,620,743.00) | (1,620,743.00) | (1,620,743.00) |

| | | | | |
|------------------------|------------------------|------------------------|------------------------|------------------------|
| (21,852,650.03) | (21,863,792.58) | (21,924,306.77) | (21,936,040.84) | (21,939,506.68) |
| (102,101.65) | (102,101.65) | (102,101.65) | (102,101.65) | (102,101.65) |
| (145,991.15) | (145,991.15) | (145,991.15) | (145,991.15) | (145,991.15) |
| (19,214.65) | (19,214.65) | (19,214.65) | (19,214.65) | (19,214.65) |
| (600,000.00) | (600,000.00) | (600,000.00) | (600,000.00) | (600,000.00) |
| (603,000.00) | (603,000.00) | (603,000.00) | (603,000.00) | (603,000.00) |
| (15,400.00) | (15,400.00) | (15,400.00) | (15,400.00) | (15,400.00) |
| (84,300.00) | (84,300.00) | (84,300.00) | (84,300.00) | (84,300.00) |
| (150,367.50) | (150,367.50) | (150,367.50) | (150,367.50) | (150,367.50) |
| (19,200.00) | (19,200.00) | (19,200.00) | (19,200.00) | (19,200.00) |
| (46,000.00) | (46,000.00) | (46,000.00) | (46,000.00) | (46,000.00) |
| (18,900.00) | (18,900.00) | (18,900.00) | (18,900.00) | (18,900.00) |
| (36,000.00) | (36,000.00) | (36,000.00) | (36,000.00) | (36,000.00) |
| (20,690.39) | (20,690.39) | (20,690.39) | (20,690.39) | (20,690.39) |
| (32,805.00) | (32,805.00) | (32,805.00) | (32,805.00) | (32,805.00) |
| (68,650.00) | (68,650.00) | (68,650.00) | (68,650.00) | (68,650.00) |
| (4,536,626.39) | (4,536,626.39) | (4,536,626.39) | (4,536,626.39) | (4,536,626.39) |
| (28,351,896.76) | (28,363,039.31) | (28,423,553.50) | (28,435,287.57) | (28,438,753.41) |
| 4,751,580.17 | 4,794,697.79 | 4,837,855.63 | 4,881,027.04 | 4,924,198.93 |
| (29,538,447.88) | (29,931,078.88) | (29,952,282.03) | (29,954,835.49) | (29,933,401.44) |
| (29,951,146.35) | | | | |
| (71,685,986.04) | (71,139,512.53) | (71,258,853.61) | (72,222,546.99) | (72,017,334.05) |
| (72,504,446.74) | (71,139,512.53) | (71,258,853.61) | (72,222,546.99) | (72,017,334.05) |

| | 5 | 6 | 7 | 8 | 9 | 10 |
|----------------------|----------------------|----------------------|----------------------|----------------------|----------------------|----------------------|
| | May-22 | Jun-22 | Jul-22 | Aug-22 | Sep-22 | Oct-22 |
| 4,449.76 | 4,449.76 | 4,449.76 | 4,449.76 | 4,449.76 | 4,449.76 | 4,449.76 |
| 510,178.38 | 510,178.38 | 510,178.38 | 510,178.38 | 510,178.38 | 510,178.38 | 510,178.38 |
| 506,360.37 | 506,360.37 | 506,360.37 | 506,360.37 | 506,360.37 | 506,360.37 | 506,360.37 |
| - | - | - | - | - | - | - |
| - | - | - | - | - | - | - |
| - | - | - | - | - | - | - |
| - | - | - | - | - | - | - |
| 100,335.00 | 100,335.00 | 100,335.00 | 100,335.00 | 100,335.00 | 100,335.00 | 100,335.00 |
| 114,018.40 | 114,018.40 | 114,018.40 | 114,018.40 | 114,018.40 | 114,018.40 | 114,018.40 |
| 25,000.00 | 25,000.00 | 25,000.00 | 25,000.00 | 25,000.00 | 25,000.00 | 25,000.00 |
| 1,260,341.91 | 1,260,341.91 | 1,260,341.91 | 1,260,341.91 | 1,260,341.91 | 1,260,341.91 | 1,260,341.91 |
| - | - | - | - | - | - | - |
| 3,064,967.79 | 3,064,967.79 | 3,064,967.79 | 3,064,967.79 | 3,064,967.79 | 3,064,967.79 | 3,064,967.79 |
| 2,504,707.30 | 2,504,707.30 | 2,504,707.30 | 2,504,707.30 | 2,504,707.30 | 2,504,707.30 | 2,504,707.30 |
| 14,695.12 | 14,695.12 | 14,695.12 | 14,695.12 | 14,695.12 | 14,695.12 | 14,695.12 |
| - | - | - | - | - | - | - |
| 1,892,205.18 | 1,892,205.18 | 1,892,205.18 | 1,892,205.18 | 1,892,205.18 | 1,892,205.18 | 1,892,205.18 |
| 247,354.68 | 247,354.68 | 247,354.68 | 247,354.68 | 247,354.68 | 247,354.68 | 247,354.68 |
| - | - | - | - | - | - | - |
| 537,831.09 | 537,831.09 | 537,831.09 | 537,831.09 | 537,831.09 | 537,831.09 | 537,831.09 |
| 2,210,735.05 | 2,210,735.05 | 2,210,735.05 | 2,210,735.05 | 2,210,735.05 | 2,210,735.05 | 2,210,735.05 |
| 412,810.57 | 370,576.25 | 370,576.25 | 376,373.79 | 376,373.79 | 376,373.79 | 376,373.79 |
| 671,298.74 | 671,298.74 | 671,298.74 | 671,298.74 | 671,298.74 | 671,298.74 | 671,298.74 |
| 11,556,605.52 | 11,514,371.20 | 11,514,371.20 | 11,520,168.74 | 11,520,168.74 | 11,520,168.74 | 11,520,168.74 |
| 834,049.31 | 834,049.31 | 834,049.31 | 834,049.31 | 834,049.31 | 834,049.31 | 834,049.31 |
| 1,701,720.78 | 1,701,720.78 | 1,709,498.96 | 1,709,498.96 | 1,709,498.96 | 1,709,498.96 | 1,709,498.96 |
| 353,836.84 | 348,380.16 | 348,380.16 | 348,380.16 | 353,107.94 | 357,685.29 | 357,685.29 |
| 18,636.91 | 18,636.91 | 18,636.91 | 18,636.91 | 18,636.91 | 18,636.91 | 18,636.91 |
| 27,862.52 | 27,862.52 | 27,862.52 | 27,862.52 | 27,862.52 | 27,862.52 | 27,862.52 |
| 4,175.71 | 4,175.71 | 4,175.71 | 4,175.71 | 4,175.71 | 4,175.71 | 4,175.71 |
| 830,111.29 | 830,111.29 | 834,119.16 | 834,119.16 | 834,119.16 | 834,119.16 | 834,119.16 |
| - | - | - | - | - | - | - |
| 1,848,969.29 | 1,848,969.29 | 1,848,969.29 | 1,848,969.29 | 1,848,969.29 | 1,848,969.29 | 1,848,969.29 |
| 17,123.56 | 17,123.56 | 17,123.56 | 17,123.56 | 17,123.56 | 17,123.56 | 17,123.56 |
| 5,636,486.21 | 5,631,029.53 | 5,642,815.58 | 5,642,815.58 | 5,647,543.36 | 5,652,120.71 | 5,652,120.71 |
| 2,153,207.36 | 2,153,207.36 | 2,153,207.36 | 2,153,207.36 | 2,153,207.36 | 2,153,207.36 | 2,153,207.36 |
| 394,999.52 | 394,999.52 | 394,999.52 | 394,999.52 | 394,999.52 | 394,999.52 | 394,999.52 |
| 1,355,828.87 | 1,355,828.87 | 1,355,828.87 | 1,355,828.87 | 1,355,828.87 | 1,355,828.87 | 1,355,828.87 |
| 5,826.93 | 5,826.93 | 5,826.93 | 5,826.93 | 5,826.93 | 5,826.93 | 5,826.93 |
| - | - | - | - | - | - | - |
| 18,373,695.68 | 18,373,695.68 | 18,373,695.68 | 18,373,695.68 | 18,373,695.68 | 18,373,695.68 | 18,373,695.68 |
| 3,026,824.29 | 3,026,824.29 | 3,026,824.29 | 3,026,824.29 | 3,026,824.29 | 3,026,824.29 | 3,026,824.29 |
| 5,158,840.29 | 5,158,840.29 | 5,158,840.29 | 5,158,840.29 | 5,158,840.29 | 5,158,840.29 | 5,158,840.29 |
| 11,211,333.23 | 11,211,333.23 | 11,211,333.23 | 11,211,333.23 | 11,211,333.23 | 11,211,333.23 | 11,211,333.23 |
| 956,971.89 | 956,971.89 | 956,971.89 | 956,971.89 | 956,971.89 | 956,971.89 | 956,971.89 |
| 622,095.25 | 622,095.25 | 622,095.25 | 622,095.25 | 622,095.25 | 622,095.25 | 622,095.25 |

| | | | | | |
|----------------------|----------------------|----------------------|----------------------|----------------------|----------------------|
| 48,472.79 | 48,472.79 | 48,472.79 | 48,472.79 | 48,472.79 | 48,472.79 |
| 136,117.08 | 136,117.08 | 137,426.58 | 137,426.58 | 137,426.58 | 137,426.58 |
| 246,383.64 | 246,383.64 | 263,744.64 | 263,744.64 | 263,744.64 | 263,744.64 |
| 520,670.85 | 520,670.85 | 520,670.85 | 520,670.85 | 526,450.33 | 526,979.10 |
| 297,703.78 | 297,703.78 | 297,703.78 | 318,269.81 | 318,269.81 | 318,269.81 |
| 148,112.41 | 148,112.41 | 148,112.41 | 148,112.41 | 148,112.41 | 148,112.41 |
| 5,755,303.13 | 5,755,303.13 | 5,801,558.60 | 5,801,558.60 | 5,801,558.60 | 5,801,558.60 |
| 98,000.00 | 98,000.00 | 98,000.00 | 98,000.00 | 98,000.00 | 98,000.00 |
| 85,379.57 | 85,379.57 | 85,379.57 | 85,379.57 | 85,379.57 | 85,379.57 |
| 2,241,716.72 | 2,246,663.72 | 2,261,759.72 | 2,269,256.72 | 2,299,941.26 | 2,339,405.21 |
| 1,528,436.22 | 1,528,436.22 | 1,528,436.22 | 1,528,436.22 | 1,528,436.22 | 1,528,436.22 |
| 3,537,604.16 | 3,541,989.43 | 3,548,626.55 | 3,551,078.99 | 3,558,164.93 | 3,562,307.93 |
| 1,661,992.91 | 1,666,265.75 | 1,669,912.79 | 1,675,297.01 | 1,688,185.64 | 1,694,994.14 |
| 1,331,904.00 | 1,332,000.09 | 1,332,652.63 | 1,335,062.69 | 1,335,066.13 | 1,337,403.97 |
| 791,182.15 | 827,586.66 | 828,264.96 | 830,795.94 | 831,477.29 | 832,448.43 |
| 620,837.41 | 620,837.41 | 620,837.41 | 620,837.41 | 620,837.41 | 620,837.41 |
| 4,605.74 | 4,605.74 | 4,605.74 | 4,605.74 | 4,605.74 | 4,605.74 |
| 1,144,734.29 | 1,144,734.29 | 1,144,734.29 | 1,144,734.29 | 1,144,734.29 | 1,144,734.29 |
| 88,913.08 | 88,913.08 | 88,913.08 | 88,913.08 | 88,913.08 | 88,913.08 |
| (8,706,800.25) | (8,706,562.38) | (8,706,562.38) | (8,706,562.38) | (8,706,562.38) | (8,706,562.38) |
| (7,940.20) | (7,940.20) | (7,940.20) | (7,940.20) | (7,940.20) | (7,940.20) |
| (185,750.00) | (185,750.00) | (185,750.00) | (185,750.00) | (185,750.00) | (185,750.00) |
| (230,800.00) | (230,800.00) | (230,800.00) | (230,800.00) | (230,800.00) | (230,800.00) |
| (276,666.67) | (276,666.67) | (276,666.67) | (276,666.67) | (276,666.67) | (276,666.67) |
| (331,666.66) | (331,666.66) | (331,666.66) | (331,666.66) | (331,666.66) | (331,666.66) |
| 4,457,093.80 | 4,471,259.20 | 4,485,424.61 | 4,499,590.01 | 4,513,755.41 | 4,527,920.82 |
| 3,323.39 | 3,332.98 | 3,342.57 | 3,352.16 | 3,361.75 | 3,371.34 |
| 119,886.72 | 120,361.36 | 120,836.01 | 121,310.66 | 121,656.36 | 121,996.55 |
| 137,209.94 | 137,739.54 | 138,269.15 | 138,798.75 | 139,281.77 | 139,763.73 |
| 184,782.78 | 185,254.10 | 185,725.41 | 186,196.73 | 186,668.04 | 187,139.36 |
| 222,450.51 | 222,998.84 | 223,547.17 | 224,095.50 | 224,643.83 | 225,192.16 |
| 58,932,816.60 | 58,999,359.06 | 59,107,194.93 | 59,164,234.55 | 59,237,381.28 | 59,307,651.28 |
| 2,688.66 | 2,688.66 | 2,688.66 | 2,688.66 | 2,688.66 | 2,688.66 |
| 72,937.34 | 72,937.34 | 72,937.34 | 72,937.34 | 72,937.34 | 72,937.34 |
| 8,522.34 | 8,522.34 | 8,522.34 | 8,522.34 | 8,522.34 | 8,522.34 |
| - | - | - | - | - | - |
| 602,359.58 | 602,359.58 | 604,422.09 | 613,679.43 | 607,074.37 | 607,074.37 |
| 73,467.71 | 73,467.71 | 73,467.71 | 73,467.71 | 73,467.71 | 73,467.71 |
| 10,364.16 | 10,364.16 | 10,364.16 | 10,364.16 | 10,364.16 | 10,364.16 |
| 770,339.79 | 770,339.79 | 772,402.30 | 781,659.64 | 775,054.58 | 775,054.58 |
| 386,400.05 | 386,400.05 | 386,400.05 | 386,400.05 | 386,400.05 | 386,400.05 |
| - | - | - | - | - | - |
| - | - | - | - | - | - |
| - | - | - | - | - | - |
| 21,445.54 | 21,445.54 | 21,445.54 | 21,445.54 | 21,445.54 | 21,445.54 |
| 48,432.05 | 48,432.05 | 48,432.05 | 48,432.05 | 48,432.05 | 48,432.05 |
| - | - | - | - | - | - |
| - | - | - | - | - | - |
| 456,277.64 | 456,277.64 | 456,277.64 | 456,277.64 | 456,277.64 | 456,277.64 |
| 78,612,867.67 | 78,631,719.13 | 78,753,403.56 | 78,825,498.06 | 78,896,767.51 | 78,971,614.86 |
| - | - | - | - | - | - |

| | | | | | |
|------------------------|------------------------|------------------------|------------------------|------------------------|------------------------|
| (22,498,856.94) | (22,622,155.25) | (22,764,313.15) | (22,906,675.62) | (23,040,518.53) | (23,182,962.12) |
| 1,708,949.86 | 1,709,306.88 | 1,710,688.96 | 1,713,886.07 | 1,714,832.59 | 1,715,659.75 |
| 2,501,167.29 | 2,538,243.29 | 2,538,243.29 | 2,538,243.29 | 2,540,028.34 | 2,540,342.41 |
| - | - | - | - | - | - |
| (18,288,739.79) | (18,374,605.08) | (18,515,380.90) | (18,654,546.26) | (18,785,657.60) | (18,926,959.96) |
| 60,324,127.88 | 60,257,114.05 | 60,238,022.66 | 60,170,951.80 | 60,111,109.91 | 60,044,654.90 |
| 435,765.62 | 440,218.81 | 425,060.69 | 430,253.26 | 430,253.26 | 464,191.72 |
| (52,026.13) | 186,380.90 | 214,911.59 | 295,127.26 | 314,869.98 | 327,945.24 |
| 60,707,867.37 | 60,883,713.76 | 60,877,994.94 | 60,896,332.32 | 60,856,233.15 | 60,836,791.86 |
| - | - | - | - | - | - |
| 900.00 | 900.00 | 900.00 | 900.00 | 900.00 | 900.00 |
| 260,768.69 | 290,264.50 | 327,211.59 | 361,766.29 | 375,889.78 | 374,511.36 |
| 984,944.97 | 1,123,932.26 | 1,285,523.74 | 1,439,127.02 | 1,128,895.83 | 1,241,307.88 |
| (1,017,457.74) | (908,909.99) | (684,660.46) | (546,975.84) | (556,465.94) | (645,922.60) |
| 413,328.60 | 532,563.53 | 1,042,398.10 | (1,516,895.81) | (1,718,693.54) | (598,231.14) |
| 248,852.60 | 187,786.10 | 219,120.46 | 285,212.29 | 188,558.76 | 222,120.84 |
| 374,509.85 | 399,759.86 | 427,270.30 | 453,981.92 | 477,109.40 | 494,719.50 |
| 39,170.00 | 39,170.00 | 39,170.00 | 39,170.00 | 39,170.00 | 39,170.00 |
| 556,847.11 | 616,903.75 | 1,073,835.04 | 783,372.64 | 1,119,303.03 | 724,709.18 |
| 1,974.03 | - | - | - | - | - |
| 345,206.25 | 349,711.40 | 436,916.36 | 642,643.14 | 474,112.69 | 510,397.14 |
| (2,000.00) | (2,000.00) | (2,000.00) | (2,000.00) | (2,000.00) | (2,000.00) |
| - | - | - | - | - | - |
| 902,027.39 | 964,615.15 | 1,508,751.40 | 1,424,015.78 | 1,591,415.72 | 1,233,106.32 |
| 796,948.00 | 1,015,231.00 | 984,694.00 | 1,068,228.00 | 821,251.00 | 757,343.00 |
| - | - | - | - | - | - |
| 178,246.90 | 137,364.48 | 96,828.76 | 55,899.45 | 15,671.82 | 262.67 |
| - | - | - | - | - | - |
| 936,670.74 | 936,670.74 | 857,109.11 | 777,032.36 | 694,226.17 | 615,126.86 |
| 1,911,865.64 | 2,089,266.22 | 1,938,631.87 | 1,901,159.81 | 1,531,148.99 | 1,372,732.53 |
| - | - | - | - | - | - |
| - | - | - | - | - | - |
| - | - | - | - | - | - |
| 35,172.45 | 36,588.03 | 23,162.49 | 34,859.07 | 36,141.29 | 22,956.74 |
| - | - | - | - | - | - |
| 19,178.13 | 13,939.96 | 13,834.13 | 12,888.34 | 11,977.51 | 10,646.68 |
| - | 248,000.59 | 165,333.72 | 82,666.85 | - | - |
| 54,350.58 | 298,528.58 | 202,330.34 | 130,414.26 | 48,118.80 | 33,603.42 |
| 5,787.08 | 5,796.60 | 5,806.13 | 5,819.76 | 5,833.42 | 5,851.22 |
| 737.77 | 737.77 | 737.77 | 737.77 | 737.77 | 737.77 |
| 26,690.44 | 31,076.56 | 34,876.56 | 38,407.04 | 38,668.94 | 41,359.44 |
| 33,215.29 | 37,610.93 | 41,420.46 | 44,964.57 | 45,240.13 | 47,948.43 |

| | | | | | |
|---------------------|---------------------|---------------------|---------------------|---------------------|---------------------|
| 4,206,475.87 | 5,055,487.14 | 6,348,067.80 | 4,016,840.29 | 3,151,287.93 | 3,815,966.54 |
| - | - | - | - | - | - |
| - | - | - | - | - | - |
| - | - | - | - | - | - |
| 6,825,785.47 | 6,806,386.13 | 6,786,986.88 | 6,767,587.54 | 6,748,188.20 | 6,728,788.86 |
| - | - | - | - | - | - |
| - | - | - | - | - | - |
| - | - | - | - | - | - |
| - | - | - | - | - | - |
| - | - | - | - | - | - |
| - | - | - | - | - | - |
| - | - | - | - | - | - |
| - | - | - | - | - | - |
| 6,837.59 | 6,837.59 | 6,837.59 | 6,837.59 | 6,837.59 | 6,837.59 |
| - | - | - | - | - | - |
| 4,047.43 | 4,026.46 | 4,005.49 | 3,984.52 | 3,963.55 | 3,942.58 |
| - | - | - | - | - | - |
| 11,578.38 | 11,429.94 | 11,281.50 | 11,133.06 | 10,984.62 | 10,836.18 |
| 2,285.94 | 2,256.63 | 2,227.32 | 2,198.01 | 2,168.70 | 2,139.39 |
| - | - | - | - | - | - |
| - | - | - | - | - | - |
| 4,861.60 | 4,861.60 | 4,861.60 | 4,803.03 | 4,744.46 | 4,685.89 |
| - | - | - | - | - | - |
| 7,830.26 | 7,796.79 | 7,763.32 | 7,729.85 | 7,696.38 | 7,662.91 |
| 114,517.82 | 114,028.43 | 113,539.04 | 113,049.65 | 112,560.26 | 112,070.87 |
| - | - | - | - | - | - |
| 952.49 | 929.83 | 907.17 | 884.51 | 861.85 | 839.19 |
| 14,382.66 | 14,182.72 | 13,982.78 | 13,782.83 | 13,582.89 | 13,382.94 |
| 15,488.58 | 15,418.82 | 15,349.06 | 15,279.30 | 15,209.54 | 15,139.78 |
| - | - | - | - | - | - |
| - | - | - | - | - | - |
| - | - | - | - | - | - |
| - | - | - | - | - | - |
| 120,931.98 | 121,131.98 | 110,651.65 | 100,138.00 | 89,637.44 | 79,365.36 |
| - | - | - | - | - | - |
| 439,462.77 | 435,631.64 | 431,800.51 | 427,969.43 | 424,138.29 | 420,307.20 |
| 18,740.97 | 18,465.21 | 18,189.45 | 17,913.69 | 17,637.93 | 17,362.16 |
| - | - | - | - | - | - |
| - | - | - | - | - | - |
| 34,006.22 | 33,505.83 | 33,005.44 | 32,505.05 | 32,004.66 | 31,504.27 |
| 752.59 | 741.52 | 730.46 | 719.39 | 708.33 | 697.26 |
| 3,308.80 | 3,308.80 | 3,308.80 | 3,308.80 | 3,308.80 | 3,308.80 |
| 1,569.23 | 1,540.67 | 1,512.13 | 1,483.60 | 1,455.04 | 1,426.53 |
| 245,989.27 | 245,989.27 | 245,989.27 | 245,989.27 | 245,989.27 | 245,989.27 |
| - | - | - | - | - | - |

| | | | | | |
|-----------------------|-----------------------|-----------------------|-----------------------|-----------------------|-----------------------|
| 7,873,330.05 | 7,848,469.86 | 7,812,929.46 | 7,777,297.12 | 7,741,677.80 | 7,706,287.03 |
| - | - | - | - | - | - |
| 224,960.25 | 223,117.35 | 221,582.45 | 220,061.55 | 218,240.65 | 216,467.99 |
| 8,098,290.30 | 8,071,587.21 | 8,034,511.91 | 7,997,358.67 | 7,959,918.45 | 7,922,755.02 |
| 73,012,633.54 | 74,010,788.11 | 75,260,574.65 | 72,910,531.28 | 71,967,439.53 | 72,575,513.42 |
| (100.00) | (100.00) | (100.00) | (100.00) | (100.00) | (100.00) |
| (9,987,871.69) | (9,987,871.69) | (9,987,871.69) | (9,987,871.69) | (9,987,871.69) | (9,987,871.69) |
| - | - | - | - | - | - |
| 83,320.80 | 61,797.00 | 78,583.20 | 46,443.60 | 7,077.00 | (1,185.60) |
| (9,904,650.89) | (9,926,174.69) | (9,909,388.49) | (9,941,528.09) | (9,980,894.69) | (9,989,157.29) |
| 2,479,920.01 | 2,479,920.01 | 2,479,920.01 | 2,479,920.01 | 2,479,920.01 | 2,479,920.01 |
| (494,148.10) | (712,440.84) | (998,551.11) | (1,229,435.86) | (1,279,921.85) | (1,276,908.02) |
| (7,918,878.98) | (8,158,695.52) | (8,428,019.59) | (8,691,043.94) | (8,780,896.53) | (8,786,145.30) |
| - | - | - | - | - | - |
| (26,468.75) | (25,025.00) | (23,581.25) | (22,137.50) | (20,693.75) | (19,250.00) |
| (131,721.95) | (128,841.65) | (125,952.97) | (123,055.89) | (120,150.39) | (117,236.45) |
| (249,060.00) | (246,387.00) | (243,708.00) | (241,022.00) | (238,329.00) | (235,630.00) |
| (891,707.50) | (883,975.05) | (876,224.14) | (868,454.73) | (860,666.78) | (852,860.24) |
| (70,798.38) | (69,773.38) | (68,748.38) | (67,724.38) | (66,701.38) | (65,679.38) |
| (121,240.21) | (120,509.06) | (119,773.58) | (119,033.78) | (118,289.64) | (117,541.18) |
| (195,148.00) | (194,223.00) | (193,292.00) | (192,355.00) | (191,412.00) | (190,464.00) |
| (236,814.97) | (235,189.01) | (233,559.36) | (231,926.03) | (230,288.99) | (228,648.23) |
| (1,967,862.43) | (1,909,164.90) | (1,909,164.90) | (1,847,789.49) | (1,847,789.49) | (1,847,789.49) |
| (1,024,706.00) | - | - | - | - | - |
| (564,186.41) | (560,492.56) | (556,719.02) | (552,997.84) | (549,263.04) | (545,449.73) |
| (267,018.93) | (265,461.43) | (263,900.41) | (262,335.84) | (260,767.73) | (259,196.06) |
| (275,984.07) | (274,518.50) | (273,049.61) | (271,577.39) | (270,101.84) | (268,622.94) |
| (296,062.38) | (294,442.51) | (292,819.11) | (291,192.16) | (289,561.67) | (287,927.62) |
| (730,570.23) | (726,692.08) | (722,805.47) | (718,910.39) | (715,006.81) | (711,094.73) |
| (405,091.21) | (402,901.98) | (400,708.25) | (398,510.02) | (396,307.27) | (394,099.99) |
| (497,917.29) | (496,374.29) | (494,757.22) | (493,200.89) | (491,637.99) | (490,001.58) |
| (289,372.70) | (287,854.70) | (286,332.70) | (284,807.70) | (283,279.70) | (281,748.70) |
| (1,042,923.43) | (1,039,916.15) | (1,036,776.67) | (1,033,747.16) | (1,030,706.69) | (1,027,534.97) |
| (1,130,701.53) | (1,125,002.57) | (1,119,294.30) | (1,113,576.71) | (1,107,849.78) | (1,102,113.50) |
| (803,665.14) | (801,509.46) | (799,237.28) | (797,063.18) | (794,880.04) | (792,581.17) |
| (460,855.30) | (459,815.44) | (458,773.23) | (457,728.67) | (456,681.75) | (455,632.48) |
| (2,018,554.30) | (2,009,755.48) | (2,000,942.29) | (1,992,114.71) | (1,983,272.71) | (1,974,416.27) |
| (312,069.53) | (311,371.02) | (310,623.21) | (309,918.06) | (309,209.68) | (308,452.27) |
| (203,577.30) | (202,689.91) | (201,801.07) | (200,910.78) | (200,019.03) | (199,125.83) |
| (1,034,524.57) | (1,032,224.21) | (1,029,920.01) | (1,027,611.96) | (1,025,300.06) | (1,022,984.30) |

| | | | | | |
|------------------------|------------------------|------------------------|------------------------|------------------------|------------------------|
| (528,007.84) | (526,481.64) | (524,954.53) | (523,426.49) | (521,897.53) | (520,367.64) |
| (1,825,724.73) | (1,820,447.52) | (1,815,167.12) | (1,809,883.52) | (1,804,596.72) | (1,799,306.74) |
| (1,050,180.30) | (1,047,768.78) | (1,045,220.69) | (1,042,790.46) | (1,040,351.07) | (1,037,775.90) |
| (752,917.85) | (751,258.35) | (749,510.10) | (747,838.92) | (746,162.01) | (744,396.86) |
| (1,093,409.29) | (1,091,199.87) | (1,088,855.79) | (1,086,629.98) | (1,084,396.15) | (1,082,028.38) |
| (2,463,382.13) | (2,458,513.26) | (2,453,336.34) | (2,448,430.71) | (2,443,507.12) | (2,438,277.05) |
| - | - | - | - | - | (646,267.20) |
| (7,769.20) | (7,285.94) | (6,802.68) | (6,319.42) | (5,836.16) | (5,352.90) |
| (26,005.56) | (25,692.24) | (25,378.92) | (25,065.60) | (24,752.28) | (24,438.96) |
| (59,749.20) | (59,247.11) | (58,745.02) | (58,242.93) | (57,740.84) | (57,238.75) |
| (82,594.54) | (82,008.77) | (81,423.00) | (80,837.23) | (80,251.46) | (79,665.69) |
| - | - | - | - | - | - |
| (54,650.37) | (54,475.77) | (54,301.17) | (54,126.57) | (53,951.97) | (53,777.37) |
| (195,022.10) | (194,448.51) | (193,874.92) | (193,301.33) | (192,727.74) | (192,154.15) |
| (100,782.38) | (100,485.96) | (100,189.54) | (99,893.12) | (99,596.70) | (99,300.28) |
| (348,481.28) | (347,456.33) | (346,431.38) | (345,406.43) | (344,381.48) | (343,356.53) |
| (1,518,220.15) | (1,514,910.25) | (1,511,591.52) | (1,508,263.94) | (1,504,927.49) | (1,501,582.14) |
| (1,032,721.81) | (1,030,470.35) | (1,028,212.89) | (1,025,949.41) | (1,023,679.89) | (1,021,404.32) |
| (26,388,221.24) | (25,216,260.99) | (25,126,460.04) | (24,976,108.32) | (24,886,923.82) | (25,442,771.97) |
| - | - | - | - | - | - |
| (17,325.00) | (17,325.00) | (17,325.00) | (17,325.00) | (17,325.00) | (17,325.00) |
| (33,919.42) | (34,018.01) | (34,116.89) | (34,216.06) | (34,315.52) | (34,415.26) |
| (31,567.00) | (31,645.00) | (31,722.00) | (31,800.00) | (31,879.00) | (31,957.00) |
| (91,365.84) | (91,583.90) | (91,802.48) | (92,021.59) | (92,241.21) | (92,461.36) |
| (12,354.00) | (12,347.00) | (12,340.00) | (12,333.00) | (12,325.00) | (12,316.00) |
| (8,439.87) | (8,491.06) | (8,542.36) | (8,593.75) | (8,645.24) | (8,696.86) |
| (10,664.00) | (10,731.00) | (10,799.00) | (10,867.00) | (10,935.00) | (11,003.00) |
| (19,227.06) | (19,270.65) | (19,314.34) | (19,358.11) | (19,401.99) | (19,445.97) |
| (240,692.73) | (240,692.73) | (240,692.73) | (242,845.60) | (242,845.60) | (242,845.60) |
| (82,498.48) | (1,100,508.52) | (1,093,681.02) | (1,086,942.90) | (1,080,183.78) | (1,073,294.97) |
| (43,757.35) | (43,917.49) | (44,073.03) | (44,234.32) | (44,396.21) | (44,553.45) |
| (18,417.51) | (18,459.26) | (18,501.09) | (18,543.03) | (18,585.06) | (18,627.19) |
| (17,330.39) | (17,369.68) | (17,409.05) | (17,448.52) | (17,488.07) | (17,527.71) |
| (19,165.81) | (19,207.59) | (19,249.46) | (19,291.43) | (19,333.48) | (19,375.64) |
| (45,885.11) | (45,985.13) | (46,085.38) | (46,185.84) | (46,286.53) | (46,387.43) |
| (25,923.46) | (25,976.69) | (26,030.03) | (26,083.48) | (26,137.04) | (26,190.72) |
| (18,484.01) | (18,562.01) | (18,637.81) | (18,716.45) | (18,795.43) | (18,872.18) |
| (17,982.00) | (18,018.00) | (18,055.00) | (18,092.00) | (18,129.00) | (18,166.00) |
| (36,092.98) | (36,223.51) | (36,350.29) | (36,481.75) | (36,613.69) | (36,741.84) |
| (67,666.94) | (67,777.47) | (67,888.18) | (67,999.06) | (68,110.13) | (68,221.37) |
| (25,922.57) | (26,030.38) | (26,135.15) | (26,243.85) | (26,353.00) | (26,459.07) |
| (12,296.40) | (12,324.31) | (12,352.26) | (12,380.26) | (12,408.30) | (12,436.37) |
| (104,473.35) | (104,643.99) | (104,814.91) | (104,986.10) | (105,157.57) | (105,329.32) |
| (8,452.80) | (8,491.60) | (8,529.31) | (8,568.46) | (8,607.78) | (8,646.01) |
| (10,536.49) | (10,553.70) | (10,570.94) | (10,588.20) | (10,605.50) | (10,622.82) |
| (27,305.85) | (27,351.68) | (27,397.56) | (27,443.48) | (27,489.45) | (27,535.47) |
| (18,241.52) | (18,252.76) | (18,263.97) | (18,275.16) | (18,286.33) | (18,297.49) |
| (63,074.77) | (63,113.61) | (63,152.37) | (63,191.07) | (63,229.72) | (63,268.31) |
| (29,119.40) | (29,229.23) | (29,335.91) | (29,446.56) | (29,557.62) | (29,665.51) |
| (20,050.88) | (20,119.60) | (20,186.33) | (20,255.51) | (20,324.93) | (20,392.34) |
| (26,775.75) | (26,872.12) | (26,965.73) | (27,062.79) | (27,160.20) | (27,254.80) |
| (59,057.60) | (59,273.73) | (59,483.66) | (59,701.35) | (59,919.85) | (60,132.06) |
| - | - | - | - | - | (9,668.80) |
| (5,799.12) | (5,799.12) | (5,799.12) | (5,799.12) | (5,799.12) | (5,799.12) |

| | | | | | |
|-----------------------|------------------------|------------------------|-----------------------|-----------------------|-----------------------|
| (3,759.84) | (3,759.84) | (3,759.84) | (3,759.84) | (3,759.84) | (3,759.84) |
| (6,025.08) | (6,025.08) | (6,025.08) | (6,025.08) | (6,025.08) | (6,025.08) |
| (7,029.24) | (7,029.24) | (7,029.24) | (7,029.24) | (7,029.24) | (7,029.24) |
| (2,095.20) | (2,095.20) | (2,095.20) | (2,095.20) | (2,095.20) | (2,095.20) |
| (6,883.08) | (6,883.08) | (6,883.08) | (6,883.08) | (6,883.08) | (6,883.08) |
| (3,557.04) | (3,557.04) | (3,557.04) | (3,557.04) | (3,557.04) | (3,557.04) |
| (12,299.40) | (12,299.40) | (12,299.40) | (12,299.40) | (12,299.40) | (12,299.40) |
| (1,311,514.34) | (2,331,814.41) | (2,327,251.24) | (2,324,969.68) | (2,320,520.23) | (2,325,580.92) |
| (34,781.61) | (34,781.61) | (34,781.61) | (34,781.61) | (35,241.22) | (43,301.04) |
| - | - | - | - | - | - |
| (74,367.68) | (320,616.90) | (204,995.37) | (51,482.79) | (93,676.21) | (164,203.10) |
| - | (1,173.29) | - | - | (1,062.75) | (224.00) |
| (12,652.24) | (3,942.72) | (14,222.84) | (15,824.40) | (21,940.18) | (78,682.95) |
| (756,841.65) | (756,841.65) | (756,841.65) | (756,841.65) | (756,841.65) | (100,905.65) |
| (24,000.00) | (24,000.00) | (24,000.00) | (24,000.00) | (24,000.00) | - |
| (64,368.79) | (64,368.79) | (64,368.79) | (64,368.79) | (64,368.79) | (178,968.79) |
| (189,073.63) | (201,560.63) | (204,980.63) | (204,980.63) | (218,081.63) | (218,081.63) |
| - | - | (114,600.00) | (114,600.00) | (114,600.00) | - |
| (138,868.00) | (102,995.00) | (130,972.00) | (77,406.00) | (11,795.00) | 1,976.00 |
| (199,368.02) | - | (19,769.67) | (39,539.34) | - | (102,436.54) |
| - | - | - | - | - | - |
| - | - | - | - | - | - |
| (33,754.59) | (10,779.00) | (21,956.99) | (14,601.42) | (14,540.51) | (25,252.11) |
| (223,394.14) | (178,580.15) | (160,470.65) | (296,491.84) | (260,822.69) | (189,381.58) |
| (13,968.46) | (32,832.21) | (40,560.75) | (47,832.87) | (42,113.85) | (45,044.16) |
| (1,765,438.81) | (1,732,471.95) | (1,792,520.95) | (1,742,751.34) | (1,659,084.48) | (1,144,505.55) |
| - | (25.55) | - | - | - | - |
| - | - | - | - | - | - |
| - | - | - | - | - | - |
| - | - | - | - | - | - |
| - | - | - | - | - | - |
| (39,038.85) | (39,142.95) | (39,247.33) | (39,351.99) | (39,456.93) | (39,562.15) |
| (26,554.94) | (26,625.76) | (26,696.76) | (26,767.95) | (26,839.34) | (26,910.91) |
| - | - | - | - | - | - |
| - | - | - | - | - | - |
| - | - | - | - | - | - |
| - | - | - | - | - | - |
| (6,946.05) | (6,914.06) | (6,876.05) | (6,814.04) | (6,747.95) | (6,657.85) |
| (3,524,451.27) | (3,755,974.52) | (4,002,766.54) | (4,309,614.43) | (4,597,646.34) | (4,789,286.69) |
| - | - | - | - | - | - |
| (2,144,373.92) | (2,874,337.74) | (3,625,124.66) | (926,909.50) | 206,896.45 | (191,536.66) |
| (5,741,365.03) | (6,703,020.58) | (7,700,711.34) | (5,309,457.91) | (4,463,794.11) | (5,053,954.26) |
| (8,818,318.18) | (10,767,306.94) | (11,820,483.53) | (9,377,178.93) | (8,443,398.82) | (8,524,040.73) |
| - | - | - | - | - | - |
| - | - | - | - | - | - |
| - | - | - | - | - | - |
| (4,845,937.16) | (4,845,937.16) | (4,845,937.16) | (4,845,937.16) | (4,845,937.16) | (4,845,937.16) |
| 55,547.20 | 41,198.00 | 52,388.80 | 30,962.40 | 4,718.00 | (790.40) |
| (1,620,743.00) | (1,620,743.00) | (1,620,743.00) | (1,620,743.00) | (1,620,743.00) | (1,620,743.00) |

| | | | | | |
|------------------------|------------------------|------------------------|------------------------|------------------------|------------------------|
| (21,944,212.08) | (21,948,597.35) | (22,020,160.44) | (22,022,612.88) | (22,029,698.82) | (22,033,841.82) |
| (102,101.65) | (107,030.22) | (107,030.22) | (107,030.22) | (107,030.22) | (107,030.22) |
| (145,991.15) | (145,991.15) | (145,991.15) | (145,991.15) | (145,991.15) | (145,991.15) |
| (19,214.65) | (20,057.66) | (20,057.66) | (20,057.66) | (20,057.66) | (20,057.66) |
| (600,000.00) | (600,000.00) | (600,000.00) | (600,000.00) | (600,000.00) | (600,000.00) |
| (603,000.00) | (603,000.00) | (603,000.00) | (603,000.00) | (603,000.00) | (603,000.00) |
| (15,400.00) | (15,400.00) | (15,400.00) | (15,400.00) | (15,400.00) | (15,400.00) |
| (84,300.00) | (84,300.00) | (84,300.00) | (84,300.00) | (84,300.00) | (84,300.00) |
| (150,367.50) | (150,367.50) | (150,367.50) | (150,367.50) | (150,367.50) | (150,367.50) |
| (19,200.00) | (19,200.00) | (19,200.00) | (19,200.00) | (19,200.00) | (19,200.00) |
| (46,000.00) | (46,000.00) | (46,000.00) | (46,000.00) | (46,000.00) | (46,000.00) |
| (18,900.00) | (18,900.00) | (18,900.00) | (18,900.00) | (18,900.00) | (18,900.00) |
| (36,000.00) | (36,000.00) | (36,000.00) | (36,000.00) | (36,000.00) | (36,000.00) |
| (20,690.39) | (20,690.39) | (20,690.39) | (20,690.39) | (20,690.39) | (20,690.39) |
| (32,805.00) | (32,805.00) | (32,805.00) | (32,805.00) | (32,805.00) | (32,805.00) |
| (68,650.00) | (68,650.00) | (68,650.00) | (68,650.00) | (68,650.00) | (68,650.00) |
| (4,536,626.39) | (4,536,626.39) | (4,536,626.39) | (4,536,626.39) | (4,536,626.39) | (4,536,626.39) |
| (28,443,458.81) | (28,453,615.66) | (28,525,178.75) | (28,527,631.19) | (28,534,717.13) | (28,538,860.13) |
| 4,967,376.63 | 5,010,573.16 | 5,053,858.62 | 5,097,148.86 | 5,140,458.93 | 5,183,775.27 |
| (29,887,215.14) | (29,868,524.66) | (29,885,611.49) | (29,866,200.09) | (29,856,220.36) | (29,822,555.42) |
| (73,012,633.54) | (74,010,788.11) | (75,260,574.65) | (72,910,531.28) | (71,967,439.53) | (72,575,513.42) |
| (73,012,633.54) | (74,010,788.11) | (75,260,574.65) | (72,910,531.28) | (71,967,439.53) | (72,575,513.42) |

| | 11 | 12 |
|----------------------|----------------------|---------------|
| Nov-22 | Dec-22 | |
| 4,449.76 | 4,449.76 | 4,449.76 |
| 510,178.38 | 510,178.38 | 510,178.38 |
| 506,360.37 | 506,360.37 | 506,136.61 |
| - | - | - |
| - | - | - |
| - | - | - |
| - | - | - |
| 100,335.00 | 100,335.00 | 100,335.00 |
| 114,018.40 | 114,018.40 | 112,695.42 |
| 25,000.00 | 25,000.00 | 25,000.00 |
| 1,260,341.91 | 1,260,341.91 | 1,258,795.17 |
| - | - | - |
| 3,064,967.79 | 3,064,967.79 | 3,064,967.79 |
| 2,504,707.30 | 2,504,707.30 | 2,504,707.30 |
| 14,695.12 | 14,695.12 | 14,695.12 |
| - | - | - |
| 1,996,532.62 | 1,996,532.62 | 1,908,180.97 |
| 247,354.68 | 254,774.72 | 247,925.45 |
| - | - | - |
| 537,831.09 | 537,831.09 | 537,831.09 |
| 2,210,735.05 | 2,207,527.23 | 2,210,488.29 |
| 376,373.79 | 376,373.79 | 379,481.22 |
| 671,298.74 | 671,298.74 | 671,298.74 |
| 11,624,496.18 | 11,628,708.40 | 11,539,575.97 |
| - | - | - |
| 834,049.31 | 834,049.31 | 834,023.21 |
| 1,709,498.96 | 1,714,455.35 | 1,705,541.86 |
| 357,685.29 | 363,290.19 | 348,780.16 |
| 18,636.91 | 18,636.91 | 18,636.91 |
| 27,862.52 | 27,862.52 | 27,762.76 |
| 4,175.71 | 4,175.71 | 4,175.71 |
| 834,119.16 | 834,119.16 | 831,961.08 |
| - | - | - |
| 1,876,697.66 | 1,892,942.09 | 1,854,484.76 |
| 17,123.56 | 17,123.56 | 17,123.56 |
| 5,679,849.08 | 5,706,654.80 | 5,642,490.01 |
| - | - | - |
| 2,153,207.36 | 2,153,207.36 | 2,153,207.36 |
| 394,999.52 | 394,999.52 | 394,999.52 |
| 1,355,828.87 | 1,354,751.85 | 1,355,408.52 |
| 5,826.93 | 4,369.36 | 5,714.81 |
| - | - | - |
| 18,373,695.68 | 18,373,695.68 | 18,370,537.88 |
| 3,026,824.29 | 3,445,215.77 | 3,058,998.93 |
| 5,132,067.64 | 5,129,110.87 | 5,154,951.98 |
| 11,211,333.23 | 11,211,333.23 | 11,222,005.16 |
| 956,971.89 | 956,971.89 | 956,971.89 |
| 622,095.25 | 622,095.25 | 622,095.25 |

| | | |
|----------------------|----------------------|----------------|
| 316,199.29 | 316,199.29 | 89,661.48 |
| 137,426.58 | 140,426.58 | 133,697.28 |
| 287,325.64 | 290,325.64 | 258,255.02 |
| 529,999.45 | 552,177.59 | 523,961.51 |
| 331,565.51 | 331,565.51 | 307,217.36 |
| 148,112.41 | 142,314.36 | 147,666.41 |
| 5,825,666.80 | 6,129,204.47 | 5,797,385.29 |
| 98,000.00 | 98,000.00 | 98,000.00 |
| 85,379.57 | 82,245.90 | 85,138.52 |
| 2,344,454.21 | 2,345,883.59 | 2,263,200.50 |
| 1,542,484.63 | 1,612,516.37 | 1,535,345.92 |
| 3,569,018.34 | 3,632,996.53 | 3,550,667.79 |
| 1,696,105.52 | 1,700,551.04 | 1,670,056.52 |
| 1,340,990.62 | 1,342,863.68 | 1,328,095.46 |
| 833,256.69 | 835,821.41 | 823,659.23 |
| 629,793.88 | 629,127.75 | 622,042.89 |
| 4,605.74 | 4,605.74 | 4,605.74 |
| 1,144,734.29 | 1,153,234.29 | 1,145,388.14 |
| 88,913.08 | 88,913.08 | 88,913.08 |
| (8,706,562.38) | (8,702,073.79) | (8,706,326.89) |
| (7,940.20) | (7,940.20) | (7,940.20) |
| (185,750.00) | (185,750.00) | (185,750.00) |
| (230,800.00) | (230,800.00) | (230,800.00) |
| (276,666.67) | (276,666.67) | (276,666.67) |
| (331,666.66) | (331,666.66) | (331,666.66) |
| 4,542,086.24 | 4,556,251.64 | 4,471,259.20 |
| 3,380.93 | 3,390.52 | 3,332.98 |
| 122,336.75 | 122,676.94 | 120,259.64 |
| 140,245.68 | 140,727.64 | 137,703.23 |
| 187,610.67 | 188,081.99 | 185,254.10 |
| 225,740.49 | 226,288.82 | 222,998.84 |
| 59,668,897.76 | 60,577,243.83 | 59,169,506.98 |
| | | - |
| 2,688.66 | 2,688.66 | 2,688.66 |
| 72,937.34 | 72,937.34 | 72,937.34 |
| 8,522.34 | 8,522.34 | 8,769.25 |
| - | - | - |
| 607,074.37 | 607,074.37 | 604,770.71 |
| 73,467.71 | 73,467.71 | 73,467.71 |
| 10,364.16 | 10,364.16 | 10,364.16 |
| 775,054.58 | 775,054.58 | 772,997.83 |
| | | - |
| | | - |
| 386,400.05 | 386,400.05 | 386,400.05 |
| - | - | - |
| - | - | - |
| - | - | - |
| 21,445.54 | 21,445.54 | 21,445.54 |
| 48,432.05 | 48,432.05 | 48,432.05 |
| - | - | - |
| - | - | - |
| 456,277.64 | 456,277.64 | 456,277.64 |
| | | - |
| 79,464,917.15 | 80,404,281.16 | 78,839,643.61 |
| | | - |
| - | - | - |

| | | |
|------------------------|------------------------|-----------------|
| (23,328,065.01) | (23,457,166.60) | (22,643,878.13) |
| 1,794,719.55 | 1,855,726.42 | 1,726,203.61 |
| 2,540,342.41 | 2,573,693.82 | 2,503,751.23 |
| - | - | - |
| (18,993,003.05) | (19,027,746.36) | (18,413,923.30) |
| 60,471,914.10 | 61,376,534.80 | 60,425,720.31 |
| | | - |
| | | - |
| 797,553.41 | 455,430.25 | 463,678.95 |
| (135,250.26) | (53,848.39) | 5,920.38 |
| | | - |
| 61,134,217.25 | 61,778,116.66 | 60,895,319.64 |
| | | - |
| | | - |
| | | - |
| - | - | - |
| 900.00 | 900.00 | 900.00 |
| 364,965.33 | 361,515.77 | 290,120.45 |
| 1,225,700.98 | 1,107,942.19 | 1,031,411.95 |
| (731,521.94) | (847,542.11) | (851,151.81) |
| 412,107.83 | 308,933.80 | (81,817.12) |
| 254,418.74 | 240,556.22 | 244,011.93 |
| 509,475.59 | 525,575.03 | 404,562.07 |
| 39,170.00 | 39,170.00 | 39,170.00 |
| | | - |
| | | - |
| 577,152.70 | 776,024.24 | 703,634.79 |
| - | - | 303.70 |
| 526,068.01 | 534,316.74 | 429,515.27 |
| (2,000.00) | (2,000.00) | (2,101.43) |
| - | - | - |
| 1,101,220.71 | 1,308,340.98 | 1,131,352.32 |
| | | - |
| 715,365.00 | 658,718.00 | 791,203.77 |
| - | - | - |
| 235.07 | 235.07 | 52,910.63 |
| - | - | - |
| 536,657.89 | 460,021.90 | 591,362.56 |
| 1,252,257.96 | 1,118,974.97 | 1,435,476.96 |
| | | - |
| - | - | - |
| - | - | - |
| - | - | - |
| | | - |
| 14,045.74 | 968.47 | 21,558.17 |
| - | - | - |
| 13,143.52 | 7,985.02 | 10,578.88 |
| 231,263.02 | 253,121.11 | 115,450.59 |
| 258,452.28 | 262,074.60 | 147,587.64 |
| | | - |
| 5,873.18 | - | 5,177.43 |
| 737.77 | - | 397.26 |
| 41,359.44 | - | 28,207.96 |
| 47,970.39 | - | 33,782.65 |

| | | |
|---------------------|---------------------|--------------|
| | | - |
| 4,735,117.87 | 4,426,441.45 | 3,822,731.53 |
| | | 210,740.70 |
| | | - |
| | | - |
| - | - | - |
| - | - | - |
| | | - |
| | | - |
| - | - | - |
| 6,709,389.53 | 6,689,990.19 | 6,806,342.28 |
| - | - | - |
| - | - | - |
| - | - | - |
| - | - | - |
| - | - | - |
| - | - | - |
| - | - | - |
| - | - | - |
| - | - | - |
| - | - | - |
| 6,837.59 | 6,837.59 | 6,837.59 |
| - | - | - |
| 3,921.61 | 3,900.64 | 4,026.46 |
| - | - | - |
| 10,687.74 | 10,539.30 | 11,429.94 |
| 2,110.08 | 2,080.77 | 2,256.63 |
| - | - | - |
| - | - | - |
| 4,627.32 | 4,568.75 | 4,794.02 |
| - | - | - |
| 7,629.44 | 7,595.97 | 7,795.59 |
| 111,581.48 | 111,092.09 | 114,010.96 |
| - | - | - |
| 816.53 | 793.87 | 929.83 |
| 13,182.99 | 12,983.05 | 14,182.72 |
| 15,070.02 | 15,000.26 | 15,418.82 |
| - | - | - |
| - | - | - |
| - | - | - |
| - | - | - |
| 69,269.40 | 59,206.76 | 101,685.92 |
| - | - | - |
| 416,476.09 | 412,644.96 | 435,631.64 |
| 17,086.40 | 16,810.63 | 18,465.21 |
| - | - | - |
| - | - | - |
| 31,003.88 | 30,503.49 | 33,505.83 |
| 686.20 | 675.13 | 741.52 |
| 3,308.80 | 3,308.80 | 3,308.80 |
| 1,398.02 | 1,369.46 | 1,540.67 |
| 245,989.27 | 245,989.27 | 238,336.07 |
| - | - | - |

| | | |
|-----------------------|-----------------------|-----------------|
| 7,671,072.39 | 7,635,890.98 | 7,821,240.51 |
| - | - | - |
| - | - | - |
| 218,900.75 | 223,924.01 | 223,187.74 |
| 7,889,973.14 | 7,859,814.99 | 8,044,428.25 |
| 73,759,308.26 | 74,064,373.10 | 72,765,078.09 |
| | | - |
| | | - |
| | | - |
| | | - |
| (100.00) | (100.00) | (100.00) |
| (9,987,871.69) | (9,987,871.69) | (10,101,934.33) |
| - | - | - |
| 19,944.60 | 5,784.00 | 73,269.69 |
| (9,968,027.09) | (9,982,187.69) | (10,028,764.64) |
| | | - |
| 2,479,920.01 | 2,479,920.01 | 2,482,821.36 |
| | | - |
| (1,220,556.45) | (1,070,965.50) | (682,985.15) |
| | | - |
| (8,708,663.53) | (8,573,233.18) | (8,228,928.43) |
| | | - |
| | | - |
| | | - |
| (17,806.25) | (16,362.50) | (25,025.00) |
| (114,314.03) | (111,383.12) | (128,783.04) |
| (232,924.00) | (230,211.00) | (246,341.08) |
| (845,035.07) | (837,191.23) | (883,845.86) |
| (64,658.38) | (63,638.38) | (69,778.53) |
| (116,788.38) | (116,031.11) | (120,478.81) |
| (189,510.00) | (188,550.00) | (194,182.85) |
| (227,003.76) | (225,355.56) | (235,163.21) |
| (1,785,685.47) | (1,785,685.47) | (1,917,761.04) |
| - | - | (481,017.82) |
| (541,687.31) | (537,847.17) | (560,419.37) |
| (257,620.83) | (256,042.03) | (265,436.72) |
| (267,140.68) | (265,655.06) | (274,495.24) |
| (286,290.01) | (284,648.83) | (294,417.79) |
| (707,174.12) | (703,244.96) | (726,632.90) |
| (391,888.18) | (389,671.86) | (402,870.50) |
| (488,425.18) | (486,775.65) | (496,349.38) |
| (280,214.70) | (278,677.70) | (287,832.08) |
| (1,024,472.03) | (1,021,278.49) | (1,039,877.28) |
| (1,096,367.85) | (1,090,612.81) | (1,124,937.41) |
| (790,379.39) | (788,062.41) | (801,479.41) |
| (454,580.84) | (453,526.83) | (459,799.00) |
| (1,965,545.36) | (1,956,659.96) | (2,009,654.88) |
| (307,737.16) | (306,973.21) | (311,362.44) |
| (198,231.17) | (197,335.05) | (202,679.76) |
| (1,020,664.68) | (1,018,341.19) | (1,032,197.30) |

| | | |
|------------------------|------------------------|-----------------|
| (518,836.83) | (517,305.11) | (526,475.16) |
| (1,794,013.58) | (1,788,717.24) | (1,820,425.11) |
| (1,035,317.60) | (1,032,724.06) | (1,047,743.85) |
| (742,708.15) | (740,931.55) | (751,243.85) |
| (1,079,777.99) | (1,077,394.12) | (1,091,182.63) |
| (2,433,316.31) | (2,428,050.14) | (2,458,476.43) |
| (645,504.45) | (644,608.62) | (148,952.33) |
| (4,869.64) | (4,386.38) | (7,285.94) |
| (24,125.64) | (23,812.32) | (25,692.24) |
| (56,736.66) | (56,234.57) | (59,247.11) |
| (79,079.92) | (78,494.15) | (82,008.77) |
| - | - | - |
| (53,602.77) | (53,428.17) | (54,475.77) |
| (191,580.56) | (191,006.97) | (194,448.51) |
| (99,003.86) | (98,707.44) | (100,485.96) |
| (342,331.58) | (341,306.63) | (347,456.33) |
| (1,498,227.87) | (1,494,864.65) | (1,514,848.46) |
| (1,019,122.68) | (1,016,834.96) | (1,030,428.32) |
| (25,290,300.92) | (25,198,568.66) | (25,853,695.50) |
| - | - | (1,873,169.54) |
| - | - | - |
| (17,325.00) | (17,325.00) | (74,210.90) |
| (34,515.30) | (34,615.63) | (32,781.12) |
| (32,036.00) | (32,115.00) | (31,819.21) |
| (92,682.04) | (92,903.24) | (87,041.37) |
| (12,307.00) | (12,298.00) | (18,336.64) |
| (8,748.60) | (8,800.32) | (8,814.44) |
| (11,071.00) | (11,140.00) | (10,567.50) |
| (19,490.05) | (19,534.23) | (18,603.44) |
| (304,949.62) | (244,994.11) | (228,595.07) |
| (1,066,493.31) | (1,059,563.20) | (631,321.35) |
| (44,716.50) | (44,874.87) | (46,867.02) |
| (18,669.41) | (18,711.72) | (20,365.72) |
| (17,567.45) | (17,607.27) | (17,452.99) |
| (19,417.88) | (19,460.21) | (19,068.01) |
| (46,488.55) | (46,589.89) | (43,953.58) |
| (26,244.49) | (26,298.38) | (27,495.10) |
| (18,951.81) | (19,029.20) | (19,145.79) |
| (18,203.00) | (18,240.00) | (18,042.44) |
| (36,874.72) | (37,003.78) | (34,869.00) |
| (68,332.80) | (68,444.41) | (65,343.87) |
| (26,569.11) | (26,676.05) | (29,243.19) |
| (12,464.49) | (12,492.66) | (13,343.55) |
| (105,501.36) | (105,673.68) | (97,610.03) |
| (8,685.69) | (8,724.26) | (15,828.41) |
| (10,640.17) | (10,657.55) | (10,385.86) |
| (27,581.53) | (27,627.65) | (26,073.04) |
| (18,308.63) | (18,319.74) | (18,936.65) |
| (63,306.83) | (63,345.29) | (59,675.13) |
| (29,777.39) | (29,886.08) | (31,870.76) |
| (20,462.24) | (20,530.10) | (20,804.24) |
| (27,352.91) | (27,448.19) | (26,368.36) |
| (60,352.12) | (60,565.88) | (56,842.38) |
| (9,728.42) | (9,786.47) | (6,707.67) |
| (5,799.12) | (5,799.12) | (5,799.12) |

| | | |
|-----------------------|-----------------------|---------------------|
| (3,759.84) | (3,759.84) | (3,759.84) |
| (6,025.08) | (6,025.08) | (6,025.08) |
| (7,029.24) | (7,029.24) | (7,029.24) |
| (2,095.20) | (2,095.20) | (2,095.20) |
| (6,883.08) | (6,883.08) | (6,883.08) |
| (3,557.04) | (3,557.04) | (3,557.04) |
| (12,299.40) | (12,299.40) | (12,299.40) |
| (2,383,263.42) | (2,318,730.06) | (1,915,831.81) |
| | | - |
| | | - |
| (43,301.04) | (44,114.41) | (36,845.55) |
| - | - | - |
| (227,570.61) | (224,945.54) | (151,055.00) |
| (1,332.00) | (2,352.00) | (987.39) |
| (252,833.25) | (252,677.61) | (54,934.47) |
| (100,905.65) | (833,225.70) | (661,804.12) |
| - | - | (18,461.54) |
| (178,968.79) | (178,968.79) | (90,814.94) |
| (219,272.63) | - | (160,221.89) |
| - | - | (26,446.15) |
| (33,241.00) | (9,640.00) | (122,116.15) |
| (89,932.34) | - | (52,046.61) |
| - | - | - |
| - | - | - |
| (35,618.18) | (10,879.73) | (20,802.80) |
| (172,663.28) | (139,111.71) | (197,610.37) |
| (69,591.66) | (93,818.86) | (38,371.07) |
| (1,425,230.43) | (1,789,734.35) | (1,632,518.05) |
| | | - |
| - | - | (1.97) |
| - | - | - |
| - | - | - |
| - | - | - |
| - | - | - |
| (39,667.65) | (39,773.43) | (39,144.90) |
| (26,982.68) | (27,054.63) | (26,627.08) |
| - | - | - |
| - | - | - |
| - | - | - |
| - | - | - |
| (6,542.18) | - | (6,334.77) |
| (5,025,844.49) | - | (3,325,632.86) |
| - | - | - |
| (1,033,386.49) | (5,410,421.33) | (1,838,092.36) |
| (6,132,423.49) | (5,477,249.39) | (5,235,833.93) |
| | | - |
| (9,940,917.34) | (9,585,713.80) | (8,897,294.64) |
| | | (580,606.57) |
| - | - | - |
| - | - | - |
| - | - | - |
| (4,845,937.16) | (5,381,286.35) | (4,887,117.87) |
| 13,296.40 | 3,856.00 | 48,846.46 |
| (1,620,743.00) | (1,620,743.00) | (1,620,743.00) |

| | | |
|------------------------|------------------------|------------------------|
| | | - |
| | | - |
| (22,088,241.43) | (22,471,626.62) | (22,005,791.41) |
| (107,030.22) | (111,958.47) | (105,134.59) |
| (145,991.15) | (145,991.15) | (145,991.15) |
| (20,057.66) | (20,886.84) | (19,732.36) |
| (600,000.00) | (600,000.00) | (600,000.00) |
| (603,000.00) | (603,000.00) | (603,000.00) |
| (15,400.00) | (15,400.00) | (15,400.00) |
| (84,300.00) | (84,300.00) | (84,300.00) |
| (150,367.50) | (150,367.50) | (150,367.50) |
| (19,200.00) | (19,200.00) | (19,200.00) |
| (46,000.00) | (46,000.00) | (46,000.00) |
| (18,900.00) | (18,900.00) | (18,900.00) |
| (36,000.00) | (36,000.00) | (36,000.00) |
| (20,690.39) | (20,690.39) | (20,690.39) |
| (32,805.00) | (32,805.00) | (32,805.00) |
| (68,650.00) | (68,650.00) | (68,650.00) |
| (4,536,626.39) | (4,536,626.39) | (4,536,626.39) |
| (28,593,259.74) | (28,982,402.36) | (28,508,588.79) |
| | | - |
| 5,227,217.03 | 5,273,718.25 | 5,011,037.41 |
| | | - |
| (29,819,426.47) | (30,706,857.46) | (29,924,819.75) |
| | | (2,303,934.33) |
| (73,759,308.26) | (74,064,373.10) | (72,760,415.01) |
| | | - |
| (73,759,308.26) | (74,064,373.10) | (72,823,373.52) |

Non Mate
For th

| | | Jan-21 | Feb-21 | Mar-21 |
|---|-----------------------------------|-----------------|-----------------|-----------------|
| 921002 | SENIOR MANAGEMENT VEHICLES | #N/A | #N/A | #N/A |
| 921003 | SENIOR MGMT - FUEL PURCHASED | #N/A | #N/A | #N/A |
| 921004 | SENIOR MGMT-VEH REGISTRATION | #N/A | #N/A | #N/A |
| 923000 | OUTSIDE SERVICES | 2,729.00 | 4,040.00 | 2,980.00 |
| 926001 | OFFICER'S LIFE INSURANCE | #N/A | #N/A | #N/A |
| 926500 | MISC EMPLOYEE BENEFITS | #N/A | #N/A | #N/A |
| 926501 | MISC EMPLOYEE BENEFITS-WELLNESS | #N/A | #N/A | #N/A |
| 926502 | MISC EMPLOYEE BENEFITS-ACTIVITIES | #N/A | #N/A | #N/A |
| 926505 | EMPLOYEE RELATIONS | #N/A | #N/A | #N/A |
| 926600 | TUITION REIMBURSEMENTS | #N/A | #N/A | #N/A |
| 926610 | TRAINING EDUCATIONAL SEMINARS | #N/A | #N/A | #N/A |
| 930100 | MEETINGS & CONVENTIONS | #N/A | #N/A | #N/A |
| 930101 | MEMBERSHIPS | #N/A | #N/A | #N/A |
| 930200 | PUBLIC RELATIONS | - | 98.40 | 532.65 |
| 930300 | MEALS | - | 35.02 | - |
| 930410 | CHARITABLE CONTRIBUTIONS | - | - | - |
| Total of Non Material Operating Expenses | | 2,729.00 | 4,138.40 | 3,512.65 |

Pennichuck East Utilities

Material Operating Expenses as defined in DW17-128
for the Twelve Months Ended December 31, 2022

| Apr-21 | May-21 | Jun-21 | Jul-21 | Aug-21 | Sep-21 | Oct-21 | Nov-21 |
|-----------------|-----------------|-----------------|-----------------|-----------------|-----------------|---------------|-----------------|
| #N/A | #N/A | #N/A | #N/A | #N/A | #N/A | #N/A | #N/A |
| #N/A | #N/A | #N/A | #N/A | #N/A | #N/A | #N/A | #N/A |
| #N/A | #N/A | #N/A | #N/A | #N/A | #N/A | #N/A | #N/A |
| 3,887.00 | 1,159.67 | 680.36 | 1,608.08 | 594.00 | 560.00 | 238.00 | 2,165.33 |
| #N/A | #N/A | #N/A | #N/A | #N/A | #N/A | #N/A | #N/A |
| #N/A | #N/A | #N/A | #N/A | #N/A | #N/A | #N/A | #N/A |
| #N/A | #N/A | #N/A | #N/A | #N/A | #N/A | #N/A | #N/A |
| #N/A | #N/A | #N/A | #N/A | #N/A | #N/A | #N/A | #N/A |
| #N/A | #N/A | #N/A | #N/A | #N/A | #N/A | #N/A | #N/A |
| #N/A | #N/A | #N/A | #N/A | #N/A | #N/A | #N/A | #N/A |
| #N/A | #N/A | #N/A | #N/A | #N/A | #N/A | #N/A | #N/A |
| #N/A | #N/A | #N/A | #N/A | #N/A | #N/A | #N/A | #N/A |
| 2,097.00 | 6,806.90 | 1,173.29 | - | 757.30 | 1,240.22 | - | 289.05 |
| - | - | - | - | 99.92 | - | 14.20 | - |
| - | - | - | - | - | - | - | - |
| 5,984.00 | 7,966.57 | 1,853.65 | 1,608.08 | 1,351.30 | 1,800.22 | 238.00 | 2,454.38 |

Schedule 1
Attachment K

| <u>Dec-21</u> | <u>2021 Totals</u> |
|-----------------|--------------------|
| #N/A | #N/A |
| #N/A | #N/A |
| #N/A | #N/A |
| 5,571.92 | 26,213.36 |
| #N/A | #N/A |
| #N/A | #N/A |
| #N/A | #N/A |
| #N/A | #N/A |
| #N/A | #N/A |
| #N/A | #N/A |
| #N/A | #N/A |
| #N/A | #N/A |
| #N/A | #N/A |
| 695.72 | 13,690.53 |
| - | 149.14 |
| - | - |
| 6,267.64 | 40,053.03 |

==

| | | | 1 | 2 | 3 | 4 | 5 | 6 | |
|--------------------------------|-----|------|---------------------------------|---------------------|---------------------|---------------------|---------------------|-----------------------|--------------|
| | | | Jan-21 | Feb-21 | Mar-21 | Apr-21 | May-21 | Jun-21 | |
| Water Sales | | | | | | | | | |
| 460100 | 001 | 7100 | WATER SLS:BILLED CAP REC SURCG | (15,179.36) | (15,164.82) | (15,165.24) | (15,193.43) | (15,160.24) | (15,145.59) |
| 460200 | 001 | 7100 | CBFRR REVENUES | (77,192.43) | (77,192.43) | (77,192.43) | (77,192.43) | (77,192.43) | (77,192.43) |
| 460998 | 001 | 7100 | CBFRR REVENUES - CONTRA | 77,192.43 | 77,192.43 | 77,192.43 | 77,192.43 | 77,192.43 | 77,192.43 |
| 461000 | 001 | 7100 | WATER SALES: BILLED REVENUE | (595,762.44) | (517,208.02) | (516,054.33) | (603,551.33) | (570,927.43) | (743,813.29) |
| 461001 | 001 | 7100 | WATER SALES BILLED RECOUPMENT | - | - | - | - | - | - |
| 461100 | 001 | 7100 | WATER SALES: UNBILLED REVENUE | 59,568.00 | (1,647.00) | (42,984.00) | 74,627.00 | (147,624.00) | (190,729.00) |
| 461200 | 001 | 7100 | WATER SALES-UNBILLED RECOUPMNT | - | - | - | - | - | - |
| 461300 | 001 | 7100 | WATER SLS:UNBIL CAP REC RECOUP | - | - | - | - | - | - |
| 461400 | 001 | 7100 | WATER SLS:BILLED CAP REC RECOUP | - | - | - | - | - | - |
| 471100 | 001 | 7100 | QCPAC SURCHARGE REVENUE | (20,975.83) | (18,633.77) | (18,610.48) | (21,235.65) | (20,229.07) | (25,540.27) |
| 462000 | 001 | 7100 | FIRE PROTECTION REVENUE | (107,633.99) | (107,563.59) | (107,598.04) | (107,632.03) | (107,713.04) | (114,031.04) |
| | | | (679,983.62) | (660,217.20) | (700,412.09) | (672,985.44) | (861,653.78) | (1,089,259.19) | |
| Other Operating Revenue | | | | | | | | | |
| 471300 | 001 | 7100 | MISC OPERATING REVENUE | (1,650.00) | (909.00) | (1,186.00) | (1,587.00) | (3,186.00) | (2,434.00) |
| Total Revenues | | | 681,633.62 | 661,126.20 | 701,598.09 | 674,572.44 | 864,839.78 | 1,091,693.19 | |
| Production Expenses | | | | | | | | | |
| 601100 | 001 | 7105 | OTHER PRODUCTION LABOR | 3,319.01 | 4,890.55 | 503.36 | 1,552.08 | 2,021.40 | 6,153.69 |
| 602100 | 001 | 7105 | PURCH WATER: INTERCONNECT | 21,521.90 | 17,070.28 | 20,003.23 | 23,249.37 | 25,235.67 | 33,409.49 |
| 602200 | 001 | 7105 | PURCH WATER: COHAS | 25,039.17 | 24,723.77 | 24,723.77 | 1,883.73 | 26,300.77 | 36,235.87 |
| 602205 | 001 | 7105 | PURCH WATER: SMYTHE WOODS | 803.23 | 815.29 | 863.53 | 960.01 | 2,109.35 | 1,080.61 |
| 602300 | 001 | 7105 | PURCHASED WATER: BIRCH HILL | 4,927.67 | 2,896.67 | 4,729.67 | 2,485.67 | 3,667.67 | 5,248.67 |
| 602450 | 001 | 7105 | PURCH WATER: BROOK PARK | 3,592.76 | 3,526.52 | 3,458.71 | 3,643.22 | 3,963.35 | 6,084.42 |
| 602500 | 001 | 7105 | PURCH WATER: SPRINGWOOD | 1,515.57 | 1,460.37 | 1,395.72 | 1,122.89 | 679.76 | 1,171.78 |
| 602600 | 001 | 7105 | PURCH WATER: HUDSON | 5,436.51 | 4,605.80 | 4,605.80 | 5,664.13 | 4,648.66 | 4,648.66 |
| 602650 | 001 | 7105 | PURCH WATER: SOUTH RD: LY | 262.76 | 262.76 | 411.33 | 23,776.10 | 305.26 | 277.45 |
| 602700 | 001 | 7105 | PURCH WATER: PINE CREEK-LITCH | 457.68 | 443.49 | 426.14 | 419.83 | 413.52 | 424.56 |
| 602730 | 001 | 7105 | PURCH WATER: WESCO | 5,136.69 | 5,136.69 | 5,136.69 | 4,631.40 | 4,631.40 | 4,631.40 |
| 602815 | 001 | 7105 | PURCH WATER: GREENHILLS | 3,773.39 | 3,230.34 | 3,227.05 | 3,984.03 | 3,309.33 | 3,766.81 |
| 602860 | 001 | 7105 | PURCH WATER: SETTLERS LN(OKWD) | 2,308.46 | 2,308.46 | 2,864.95 | 2,864.95 | 2,864.95 | 6,334.70 |
| 602880 | 001 | 7105 | PURCHASED WATER: MAPLE HILLS | 5,488.25 | 5,488.25 | 6,085.99 | 6,085.99 | 6,085.99 | 7,530.47 |
| 602900 | 001 | 7105 | PURCH WATER: FRANCOUER TRUCKIN | - | - | 820.00 | - | 6,145.00 | 2,865.00 |
| 610200 | 001 | 7105 | SALARIES - WTP | - | - | - | - | - | - |
| 610201 | 001 | 7105 | BENEFITS - WTP | - | - | - | - | - | - |
| 623201 | 001 | 7105 | COHAS PUMP STAT: LY - POWER | 1,775.29 | 1,885.59 | 2,038.19 | 2,224.45 | 1,782.39 | 3,611.88 |
| 623211 | 001 | 7105 | W&E PUMP STATION: WM - POWER | 1,518.89 | 1,301.06 | 1,495.34 | 1,398.81 | 1,658.65 | 1,803.73 |
| 623220 | 001 | 7105 | STONE SLED BOOST: BOW - POWER | 656.93 | 531.82 | 493.26 | 419.71 | 434.35 | 523.65 |
| 623225 | 001 | 7105 | STONE RDG BOOSTER:EXETER-POWER | 738.68 | 698.21 | 819.43 | 796.61 | 594.73 | 491.09 |
| 623231 | 001 | 7105 | CASTLE REACH PUMP ST:WM -POWER | 1,081.13 | 943.16 | 864.92 | 787.36 | 634.63 | 292.94 |
| 623241 | 001 | 7105 | FOREST HILLS PUMP ST: LY-POWER | 148.55 | 126.19 | 135.27 | 91.08 | 79.41 | 112.02 |
| 623245 | 001 | 7105 | DANIELS LAKE: POWER | 556.50 | 610.20 | 680.26 | 479.32 | 281.57 | 342.81 |
| 623250 | 001 | 7105 | POWER PURCHASED: LOCKE LAKE | 3,899.91 | 3,442.92 | 3,038.42 | 3,185.79 | 2,782.79 | 3,356.53 |
| 623251 | 001 | 7105 | POWER PURCHASED: BIRCH HILL | 508.23 | 442.80 | 487.01 | 471.05 | 406.84 | 278.67 |
| 623252 | 001 | 7105 | POWER PURCHASED: MIDDLETON | 839.52 | 780.14 | 838.07 | 856.90 | 716.45 | 508.27 |
| 623261 | 001 | 7105 | LAMPLIGHTER PUMP ST: WM -POWER | 914.54 | 781.01 | 877.38 | 361.61 | 787.68 | 859.15 |
| 623271 | 001 | 7105 | THURSTON WOODS PUMP ST:LEE-PWR | 543.14 | 552.21 | 530.07 | 693.69 | 385.53 | 425.83 |
| 623281 | 001 | 7105 | FLETCHERS CORNER ST: WM-POWER | 1,355.61 | 1,331.24 | 1,478.20 | 1,442.28 | 1,424.46 | 912.27 |
| 623290 | 001 | 7105 | CHESTERBROOK PUMP STAT: POWER | - | - | - | - | - | - |

| | | | 1 | 2 | 3 | 4 | 5 | 6 | |
|--------|-----|------|--------------------------------|-----------|-----------|-----------|-----------|-----------|-----------|
| | | | Jan-21 | Feb-21 | Mar-21 | Apr-21 | May-21 | Jun-21 | |
| 623301 | 001 | 7105 | GOLDENBROOK PUMP ST: WM -POWER | 718.96 | 828.53 | 1,024.47 | 899.74 | 734.76 | 919.67 |
| 623321 | 001 | 7105 | SHAKER HGHTS PUMP STAT: POWER | 324.89 | 311.70 | 329.99 | 177.25 | 208.39 | 90.33 |
| 623351 | 001 | 7105 | BEAVER HOLLOW PUMP ST: SN-PWR | 438.90 | 430.46 | 450.88 | 375.59 | 279.52 | 231.93 |
| 623376 | 001 | 7105 | CLEARWATER EST: RAYMOND: POWER | 1,019.98 | 888.96 | 929.55 | 939.55 | 964.27 | 555.52 |
| 623401 | 001 | 7105 | HARDWOOD PUMP ST: WM - POWER | 1,586.12 | 1,670.51 | 1,691.49 | 1,353.23 | 1,082.59 | 783.04 |
| 623421 | 001 | 7105 | WHITE ROCK PUMP ST:BOW - POWER | 1,313.97 | 1,257.63 | 1,402.71 | 1,268.84 | 1,464.48 | 1,059.76 |
| 623441 | 001 | 7105 | ROLLING HILLS PUMP ST:PW -PWR | 72.99 | 92.34 | 46.05 | 54.74 | 57.13 | 55.78 |
| 623471 | 001 | 7105 | GILCREAST BOOSTER STAT:LY-PWR | 52.29 | 46.19 | 46.63 | 48.08 | 62.32 | 64.93 |
| 623501 | 001 | 7105 | SPRINGWOOD HLS PUMP ST:WM -PWR | 396.36 | 355.96 | 371.63 | 399.62 | 589.14 | 502.09 |
| 623551 | 001 | 7105 | DARRAH BOOSTER STAT: LY- POWER | 894.66 | 813.45 | 1,203.72 | 1,278.03 | 1,516.13 | 1,861.03 |
| 623621 | 001 | 7105 | COLONIAL DR BOOSTER ST:LF-PWR | 296.92 | 277.69 | 321.93 | 250.72 | 275.29 | 104.67 |
| 623651 | 001 | 7105 | SOUTH RD BOOSTER STAT: LY -PWR | 458.22 | 247.97 | 363.90 | 367.43 | 233.90 | 276.70 |
| 623671 | 001 | 7105 | MEADOWVIEW PUMP STAT: PM - PWR | 983.39 | 1,837.08 | 744.96 | 1,084.09 | 919.80 | 664.69 |
| 623701 | 001 | 7105 | NESENKEAG PUMP STAT: LY -POWER | - | - | - | - | - | - |
| 623731 | 001 | 7105 | WESCO BOOSTER STAT: HT - POWER | 703.93 | 867.99 | 785.76 | 506.38 | 435.88 | 434.17 |
| 623751 | 001 | 7105 | ATKINSON PUMP STAT: AN - POWER | 197.64 | 184.33 | 200.18 | 188.64 | 223.08 | 97.08 |
| 623801 | 001 | 7105 | W&E BOOSTER STATION: WM -POWER | 362.46 | 340.60 | 412.66 | 331.11 | 314.87 | 302.49 |
| 623805 | 001 | 7105 | SPRUCE POND PUMP STA: WM - PWR | 1,194.03 | 1,135.26 | 1,238.20 | 1,183.69 | 1,642.71 | 1,189.43 |
| 623811 | 001 | 7105 | LIBERTY TREE PUMP ST: RD-POWER | 750.99 | 655.78 | 631.86 | 690.22 | 612.80 | 554.00 |
| 623816 | 001 | 7105 | GREEN HILLS PUMP ST: RD -POWER | - | - | - | - | - | - |
| 623841 | 001 | 7105 | MINISTERIAL HEIGHTS PS:LY -PWR | 514.10 | 512.92 | 420.78 | 484.97 | 353.61 | 438.93 |
| 623851 | 001 | 7105 | PINE HAVEN PUMP ST: LY - POWER | 174.56 | 127.25 | 90.33 | 118.38 | 138.09 | 195.55 |
| 623882 | 001 | 7105 | HARVEST VIL PUMP ST: LY -POWER | 445.83 | 417.11 | 463.68 | 440.21 | 280.25 | 255.96 |
| 623961 | 001 | 7105 | WILLIAMSBURG PUMP ST: PM-POWER | 2,141.43 | 1,952.09 | 1,073.82 | 3,030.70 | 876.60 | 2,140.43 |
| 623971 | 001 | 7105 | AVERY PUMP ST: LY - POWER | - | - | - | - | - | - |
| 623981 | 001 | 7105 | MAPLE HILLS PUMP ST: DY -POWER | 524.48 | 705.71 | 844.72 | 560.55 | 386.27 | 369.27 |
| 623991 | 001 | 7105 | GAGE HILL PUMP ST: PM - POWER | 659.14 | 327.18 | 166.67 | 273.65 | 358.69 | 353.64 |
| 623993 | 001 | 7105 | NORTHERN SHORES-TILTON: POWER | 428.14 | 479.51 | 387.88 | 280.53 | 161.74 | 70.70 |
| 623994 | 001 | 7105 | WINNISQUAM VILLAGE POWER | 466.05 | 461.93 | 505.39 | 421.41 | 300.67 | 207.41 |
| 623995 | 001 | 7105 | WOOD MEADOWS - POWER | 817.99 | 863.23 | 1,042.26 | 765.85 | 623.64 | 616.04 |
| 623996 | 001 | 7105 | EAST DERRY PUMP ST: DY - POWER | 314.84 | 287.67 | 359.90 | 273.12 | 137.63 | 135.53 |
| 623997 | 001 | 7105 | SKYVIEW ESTATES-PELHAM POWER | 1,395.09 | 867.27 | 509.20 | 865.67 | 777.80 | 513.15 |
| 623998 | 001 | 7105 | MACGREGOR CUT - POWER | 463.69 | 542.32 | 565.33 | 481.23 | 304.03 | 227.13 |
| 623999 | 001 | 7105 | OPER LABOR: TREATMENT PLANT | - | - | - | - | - | - |
| 624100 | 001 | 7105 | OPER EXP T PLANT: MAT & EXP | - | - | - | - | - | - |
| 626100 | 001 | 7105 | OPER EXP T PLANT: MAT & EXP | - | - | - | 59.31 | (81.38) | 46.97 |
| 626120 | 001 | 7105 | OP EXP-SCADA&ALARM MSTR DIALER | 407.86 | - | - | - | - | - |
| 631100 | 001 | 7105 | MAINT STRUCT: BOOSTER STATION | 435.82 | 332.50 | - | 480.22 | - | 99.98 |
| 631500 | 001 | 7105 | MAINT PUMP EQUIP: LABOR | - | - | - | - | - | - |
| 633100 | 001 | 7105 | MAINT PUMP EQUIP: MAT & EXP | - | - | - | - | - | - |
| 633105 | 001 | 7105 | MAIN OF STRUCT:BOOSTER STATION | - | 3,599.57 | 5,616.59 | 529.08 | 1,947.20 | - |
| 633140 | 001 | 7105 | MAINT BOOST ST: PHONE | - | - | - | - | - | - |
| 633150 | 001 | 7105 | MAINT BOOST ST:GAS/OIL/PROPANE | 5.60 | 123.21 | - | 149.65 | 76.46 | 78.76 |
| 633155 | 001 | 7105 | BOOSTER STATION GENERAL MAINT | 2,337.40 | 3,196.48 | 4,852.54 | 5,575.54 | 3,029.39 | 215.60 |
| 633199 | 001 | 7105 | W&E PUMP STA: WM | 53,310.10 | 57,419.74 | 58,655.28 | 55,289.52 | 60,281.55 | 82,604.38 |
| 633210 | 001 | 7105 | W&E PUMP STA: WM - CHEMICALS | 2,154.76 | 2,168.01 | 2,450.00 | 2,169.07 | 2,643.05 | 2,863.74 |
| 633212 | 001 | 7105 | W&E PUMP STA: WM - PROPANE | - | - | - | - | - | - |
| 633214 | 001 | 7105 | HARDWOOD PUMP STA: WM | - | - | - | - | - | - |
| 633400 | 001 | 7105 | HARVEST VLGE PUMP STA: LY | 900.00 | 900.00 | 900.00 | 600.00 | 465.75 | 1,551.60 |
| 633881 | 001 | 7105 | AVERY PUMP STA: LY - TELEPHONE | - | - | - | - | - | - |

| | | | 1 | 2 | 3 | 4 | 5 | 6 |
|--------|-----|------|---|-------------------|-------------------|-------------------|-------------------|-------------------|
| | | | Jan-21 | Feb-21 | Mar-21 | Apr-21 | May-21 | Jun-21 |
| 633973 | 001 | 7105 | CHLORINE: | - | - | - | - | - |
| 641110 | 001 | 7105 | FERRIC CHLORIDE | 79.00 | 303.48 | 71.20 | 304.74 | 424.82 |
| 641120 | 001 | 7105 | CORROSION INHIBITOR | - | - | - | - | 2,450.00 |
| 641160 | 001 | 7105 | MISC TREATMENT CHEMICALS | - | 36.45 | 36.95 | 36.95 | 6,363.40 |
| 641170 | 001 | 7105 | CARBON DIOXIDE | - | - | - | - | - |
| 641180 | 001 | 7105 | ARSENIC MEDIA REPLACEMENT | - | - | - | - | - |
| 641190 | 001 | 7105 | LABORATORY EXPENSE | 9,224.20 | 8,148.63 | - | - | - |
| 641201 | 001 | 7105 | POLYPHOSPHATE | 37.50 | 75.00 | 56.25 | 18.75 | 37.50 |
| 641203 | 001 | 7105 | POT PERM | - | 137.38 | - | 137.38 | - |
| 641205 | 001 | 7105 | SODIUM HYDROXIDE | 68.20 | 1,336.07 | 74.40 | 92.32 | 1,628.45 |
| 641206 | 001 | 7105 | SALT | 3,710.80 | 873.40 | 1,549.53 | 1,164.14 | 3,691.83 |
| 641210 | 001 | 7105 | SODIUM HEXAMETAPHOSPHATE | - | - | - | - | - |
| 641212 | 001 | 7105 | POT ASH | - | - | - | - | - |
| 641213 | 001 | 7105 | SODA ASH | - | - | - | - | - |
| 641214 | 001 | 7105 | W&E CHEMICALS | - | - | - | - | - |
| 642200 | 001 | 7105 | LABORATORY EXPENSE | 2,002.98 | 1,893.84 | 1,869.55 | 891.88 | 551.96 |
| 642205 | 001 | 7105 | LAB EXPENSE: OUTSIDE TESTING | 9,734.30 | 1,526.20 | 4,193.20 | 6,180.80 | 3,750.20 |
| 652220 | 001 | 7105 | MAINT PROC EQUIP:SCADA & OTHER | 3,122.94 | 2,195.05 | 2,037.44 | 2,043.53 | 4,905.43 |
| 652201 | 001 | 7105 | MAINT PROC EQ:TP SLUDGE REMOVE | - | 100.00 | - | - | - |
| | | | | 205,763.47 | 194,437.42 | 194,021.22 | 190,648.16 | 210,383.25 |
| | | | | | | | | 251,957.87 |
| | | | <u>Transmission & Distribution Expenses</u> | | | | | |
| 660000 | 001 | 7106 | SUPERINTENDENCE: OPERATIONS | - | - | - | - | - |
| 660001 | 001 | 7106 | BENEFITS: OPERATIONS MANAGER | - | - | - | - | - |
| 662003 | 001 | 7106 | MISC GENERAL EXP: OPERATIONS | - | - | - | - | - |
| 662004 | 001 | 7106 | MISC: T&D MATERIAL & SUPPLY | - | - | - | - | - |
| 663100 | 001 | 7106 | METER OPERATING LABOR & EXP | 3,125.81 | 4,416.92 | 4,990.94 | 4,433.56 | 4,892.75 |
| 663101 | 001 | 7106 | MOLE: METER REMOVAL | 104.70 | - | 929.41 | 1,673.42 | 1,325.23 |
| 664200 | 001 | 7106 | OTHER EXPENSE ON CUST PREMISIS | 151.77 | 1,051.40 | 953.77 | 270.36 | 548.23 |
| 665100 | 001 | 7106 | SMALL TOOL EXPENSE: NC | - | - | - | - | - |
| 665250 | 001 | 7106 | TRANS/EXP: MISCELLANEOUS | - | - | - | - | - |
| 665400 | 001 | 7106 | GASOLINE | - | - | - | - | - |
| 673001 | 001 | 7106 | MAINT MAINS: REPAIRS | 9,133.30 | 5,860.28 | 1,286.40 | 20,380.88 | 16,597.73 |
| 673002 | 001 | 7106 | MAINT MAINS: GATE PROGRAM | 1,495.89 | 813.64 | 11,841.47 | 4,475.09 | 2,396.69 |
| 673003 | 001 | 7106 | MAINT MAINS: FLUSHING | 397.98 | 1,078.25 | 7,771.48 | 54,861.65 | 41,130.65 |
| 673004 | 001 | 7106 | MAINT GATES: INSPECTION | 1,891.97 | 1,511.83 | 14,753.33 | 4,503.68 | 279.36 |
| 673005 | 001 | 7106 | MAINT MAINS: WESCO MASTER METER VAULT | 76.09 | 67.69 | 143.84 | 135.89 | 100.86 |
| 675000 | 001 | 7106 | MAINTENANCE: SERVICES | 5,774.25 | 15,713.88 | 11,831.93 | 13,453.28 | 7,455.06 |
| 676000 | 001 | 7106 | MAINTENANCE: METERS | 536.47 | 838.24 | 1,616.89 | 531.25 | 391.00 |
| 677000 | 001 | 7106 | MAINTENANCE: HYDRANTS | - | - | - | - | - |
| 677001 | 001 | 7106 | MAINTENANCE: HYDRANTS-REPAIRS | - | 16,048.60 | 3,614.39 | 1,213.34 | 502.66 |
| 677002 | 001 | 7106 | MAINTENANCE: HYDRANTS-PAINTING | - | - | - | - | - |
| 677003 | 001 | 7106 | MAINTENANCE: HYDRANTS-INSPECTN | 3,315.86 | 3,909.89 | - | - | - |
| 678000 | 001 | 7106 | MONITOR CONTRACTORS MARKING | 2,667.01 | 1,947.45 | 6,277.34 | 9,070.88 | 11,580.59 |
| | | | | 28,671.10 | 53,258.07 | 66,011.19 | 115,003.28 | 87,200.81 |
| | | | | | | | | 91,361.87 |
| | | | <u>Customer Accounts & Collection Expenses</u> | | | | | |
| 902000 | 001 | 7108 | CUSTOMER ORDS: COLLECTIONS | - | - | - | - | - |
| 903000 | 001 | 7108 | CUSTOMER ORDS: COLLECTIONS | - | - | - | 4,180.89 | 2,335.42 |
| 902001 | 001 | 7108 | METER READING | 2,785.23 | 4,109.14 | 2,719.93 | 2,112.65 | 2,548.11 |
| | | | | | | | | 2,501.91 |

| | | | | 1 | 2 | 3 | 4 | 5 | 6 |
|--|-----|-----------|---------------------------------|-------------------|-------------------|-------------------|-------------------|-------------------|-------------------|
| | | | | Jan-21 | Feb-21 | Mar-21 | Apr-21 | May-21 | Jun-21 |
| 902098 | 001 | 7108 | METER READING: TRANSFERS | 1,703.39 | 913.21 | 2,121.55 | 1,901.04 | 1,834.17 | 2,637.38 |
| 902099 | 001 | 7108 | METER READING: EXCEPTIONS | 1,462.45 | - | 441.46 | 1,222.45 | 714.13 | 1,012.25 |
| 902100 | 001 | 7108 | BILLING & ACCOUNTING | - | - | - | - | - | - |
| 903100 | 001 | 7108 | BILLING & ACCOUNTING | 6,311.47 | 7,327.12 | 2,722.89 | 11,509.35 | 2,740.49 | 8,042.84 |
| 930200 | 001 | 7108 | PUBLIC RELATIONS | - | - | 5,393.31 | 193.94 | 3,954.60 | - |
| 902400 | 001 | 7108 | WATER BAN | - | - | - | - | 2,921.01 | 2,347.48 |
| 904000 | 001 | 7108 | UNCOLLECTABLE ACCOUNTS | 695.58 | 79.34 | 177.72 | - | 3,947.86 | 2,594.70 |
| | | | | 12,958.12 | 12,428.81 | 13,576.86 | 21,120.32 | 20,995.79 | 22,025.05 |
| <u>Administrative and General Expense</u> | | | | | | | | | |
| 921000 | 001 | 7109 | OFFICE SUPPLIES & EXPENSE | 67.50 | 32.11 | 53.33 | 340.99 | 38.23 | 521.47 |
| 921160 | 001 | 7109 | OFFICE SUP & EXP: PHONE-NC | 87.08 | 86.94 | 86.94 | 86.99 | 86.99 | 86.99 |
| 923000 | 001 | 7109 | OUTSIDE SERVICES | 2,925.92 | 759.00 | 2,563.50 | 4,367.50 | 12.00 | 693.00 |
| 924000 | 001 | 7109 | INSURANCE EXPENSE | 10,616.86 | 11,031.12 | (7,242.31) | 7,098.77 | 9,923.93 | 9,923.93 |
| 928000 | 001 | 7109 | REGULATORY COMMISSION EXPENSE | 2,931.00 | 6,822.00 | - | 2,931.00 | 2,931.00 | 2,931.00 |
| 930102 | 001 | 7109 | LICENSING FEES | 974.17 | 974.17 | 974.17 | 974.17 | 974.17 | 974.13 |
| 930200 | 001 | 7109 | PUBLIC RELATIONS | - | 290.70 | 322.20 | 902.94 | 823.38 | 25.08 |
| 930300 | 001 | 7109 | MEALS | - | - | - | - | - | - |
| 930400 | 001 | 7109 | MISCELLANEOUS GENERAL EXPENSE | 0.02 | - | 116.66 | - | - | - |
| 930401 | 001 | 7109 | MISC GEN EXP:UNREALIZED ACQUIS | - | - | - | - | - | - |
| 930410 | 001 | 7109 | CHARITABLE CONTRIBUTIONS | - | - | - | - | - | - |
| 950500 | 001 | 7109 | MAINTENANCE:COMPUTER EQUIPMENT | - | - | - | - | - | - |
| | | | | 17,602.55 | 19,996.04 | (3,125.51) | 16,702.36 | 14,789.70 | 15,155.60 |
| <u>Inter Div Management Fee</u> | | | | | | | | | |
| 930500 | 001 | 7100 | INTERCOMPANY MGMT FEE: PCP | 4,738.00 | 4,818.00 | 6,547.00 | 6,292.00 | 5,092.00 | 6,191.00 |
| 930510 | 001 | 7100 | INTERCO MGMT FEE: PWW | 217,912.00 | 210,917.00 | 221,400.00 | 234,600.00 | 207,799.00 | 236,108.00 |
| 930520 | 001 | 7100 | INTERCO MGT:INSIDE GEN COUNSEL | - | - | - | - | - | - |
| Total Operating Expenses | | | | 487,645.24 | 495,855.34 | 498,430.76 | 584,366.12 | 546,260.55 | 622,799.39 |
| <u>Depreciation Expense</u> | | | | | | | | | |
| 403000 | 001 | 7100 | DEPRECIATION EXPENSE | 139,162.53 | 139,922.73 | 140,613.38 | 139,753.19 | 139,851.10 | 140,154.39 |
| 406100 | 001 | 7100 | AMORT OF ACQUISITION ADJUSTMENT | (14,165.41) | (14,165.41) | (14,165.40) | (14,165.41) | (14,165.41) | (14,165.40) |
| 406101 | 001 | 7100 | AMORT OF WESCO ACQ ADJ | (9.59) | (9.59) | (9.59) | (9.59) | (9.59) | (9.59) |
| 406102 | 001 | 7100 | AMORT OF CASTLE REACH ACQ ADJ | (474.65) | (474.65) | (474.65) | (474.65) | (474.65) | (474.65) |
| 406103 | 001 | 7100 | AMORT OF WHITE ROCK ACQ ADJ | (529.59) | (529.60) | (529.59) | (529.60) | (529.59) | (529.60) |
| 406104 | 001 | 7100 | AMORT OF LAMPLIGHTER ACQ ADJ | (471.32) | (471.33) | (471.32) | (471.32) | (471.31) | (471.32) |
| 406105 | 001 | 7100 | AMORT FLETCHERS CORNER ACQ ADJ | (548.34) | (548.34) | (548.34) | (548.33) | (548.33) | (548.33) |
| | | | | 122,963.63 | 123,723.81 | 124,414.49 | 123,554.29 | 123,652.22 | 123,955.50 |
| <u>Amortization Expense: CIAC</u> | | | | | | | | | |
| 405300 | 001 | 7000:7100 | AMORTIZATION EXPENSE: CIAC | (42,385.69) | (42,549.95) | (42,182.80) | (42,347.22) | (42,359.82) | (42,410.01) |
| <u>Amortization Expense</u> | | | | | | | | | |
| 407320 | 001 | 7100 | AMORT EXP - DEFERRED CHARGES | 4,960.17 | 4,960.19 | 4,960.23 | 4,960.18 | 4,960.15 | 4,960.24 |
| 407100 | 001 | 7100 | AMORT: ACQUISITION PREMIUM | 18,307.82 | 18,828.74 | 18,828.74 | 18,828.75 | 18,828.74 | 18,828.83 |
| <u>Taxes Other than Income Tax</u> | | | | | | | | | |
| 408110 | 001 | 7000:7100 | LOCAL PROPERTY TAXES | 81,519.64 | 81,511.32 | 81,484.32 | 93,449.97 | 93,449.97 | 113,922.90 |
| 408130 | 001 | 7000:7100 | NH BET TAXES | - | - | - | - | - | - |

| | 1 | 2 | 3 | 4 | 5 | 6 |
|--|--------------------|---------------------|---------------------|---------------------|---------------------|---------------------|
| | Jan-21 | Feb-21 | Mar-21 | Apr-21 | May-21 | Jun-21 |
| 414000 001 7100 GAIN FROM FORGIVENESS SRF DEBT | (2,059.04) | (2,059.04) | (2,059.04) | (2,059.04) | (2,059.04) | (2,059.04) |
| Income Tax | | | | | | |
| 409102 001 7100 PROV/FED INC TAX/CURRENT | 1,768.82 | 33,024.48 | (4,718.15) | (11,694.55) | 13,681.39 | 46,252.30 |
| 409113 001 7100 PROVS FOR NH BUS PRFTS TAX CUR | 702.68 | 13,119.15 | (1,874.32) | (4,645.72) | 5,435.01 | 18,373.97 |
| 410102 001 7100 PROV FEDL INCOME TAX DEFERRED | - | - | - | - | - | - |
| 410113 001 7100 PROV NH INCOME TAX DEFERRED | - | - | - | - | - | - |
| | 2,471.50 | 46,143.63 | (6,592.47) | (16,340.27) | 19,116.40 | 64,626.27 |
| Total Operating Deducts | 673,423.27 | 726,414.04 | 677,284.23 | 764,412.78 | 761,849.17 | 904,624.08 |
| Net Operating Income | 8,210.35 | (65,287.84) | 24,313.86 | (89,840.34) | 102,990.61 | 187,069.11 |
| Non-Operating Revenue Deductions | | | | | | |
| 421000 001 7100 MISC NON-OPERATING INCOME(EXP) | - | - | - | - | - | - |
| 426001 001 7100 MISCELLANEOUS NON-UTILITY EXP | - | - | - | - | - | - |
| 420000 001 7100 AFUDC-INTEREST(DEBT) COMPONENT | - | - | - | - | - | - |
| 420100 001 7100 AFUDC - EQUITY COMPONENT | - | - | - | - | - | - |
| Interest Expense | | | | | | |
| 427300 001 7000:7100 INTEREST EXP: BONDS & NOTES | 60,217.58 | 58,832.38 | 57,442.99 | (34,291.32) | 61,935.87 | 59,843.24 |
| 427200 001 7000:7100 LINE OF CREDIT INTEREST | 1,124.89 | 1,487.35 | 2,128.12 | 2,059.55 | 2,146.88 | 2,052.71 |
| 428000 001 7100 AMORTIZATION OF DEBT EXPENSE | 1,842.41 | 1,778.17 | 1,778.17 | 1,778.17 | 1,778.17 | 1,780.41 |
| 419000 001 7100 INTEREST INCOME | - | - | - | - | - | - |
| 427115 001 7100 INTERCOMPANY INTEREST | 8,531.34 | 8,345.60 | 8,310.79 | 8,317.67 | 8,302.76 | 8,329.97 |
| 427500 001 7100 INTEREST - OTHER | - | - | - | - | - | - |
| Total Interest | 71,716.22 | 70,443.50 | 69,660.07 | (22,135.93) | 74,163.68 | 72,006.33 |
| Net Income Before Dividends | (63,505.87) | (135,731.34) | (45,346.21) | (67,704.41) | 28,826.93 | 115,062.78 |
| Net Income (Or Loss) - YTD | (63,505.87) | (199,237.21) | (244,583.42) | (312,287.83) | (283,460.90) | (168,398.12) |
| Net Income (Or Loss) - MTD | (63,505.87) | (135,731.34) | (45,346.21) | (67,704.41) | 28,826.93 | 115,062.78 |

| | 7 | 8 | 9 | 10 | 11 | 12 | 12 |
|--|---------------------|---------------------|---------------------|---------------------|---------------------|---------------------|-----------------------|
| | Jul-21 | Aug-21 | Sep-21 | Oct-21 | Nov-21 | Dec-21 | Total |
| | (15,189.41) | (15,172.57) | (15,210.92) | (14,904.02) | (14,916.31) | (14,919.14) | (181,321) |
| | (77,192.43) | (77,192.43) | (77,192.43) | (77,192.43) | (77,192.43) | (77,192.43) | (926,309) |
| | 77,192.43 | 77,192.43 | 77,192.43 | 77,192.43 | 77,192.43 | 77,192.43 | 926,309 |
| | (920,030.50) | (672,234.68) | (688,037.61) | (862,721.16) | (639,148.97) | (602,751.53) | (7,932,241) |
| | - | - | - | - | - | - | - |
| | 160,227.00 | (62,886.00) | (84,058.00) | 131,296.00 | 7,308.00 | (28,391.00) | (125,293) |
| | - | - | - | - | - | - | - |
| | - | - | - | - | - | - | - |
| | - | - | - | - | - | - | - |
| | (30,612.92) | (23,243.55) | (23,715.21) | (4.49) | - | - | (202,801) |
| | (109,054.06) | (109,011.08) | (109,023.76) | (124,309.80) | (124,301.91) | (124,288.76) | (1,352,161) |
| | (914,659.89) | (882,547.88) | (920,045.50) | (870,643.47) | (771,059.19) | (770,350.43) | (9,793,817.68) |
| | (3,155.00) | (1,791.00) | (2,473.00) | (2,113.00) | (2,096.00) | (1,872.00) | (24,452) |
| | 917,814.89 | 884,338.88 | 922,518.50 | 872,756.47 | 773,155.19 | 772,222.43 | 9,818,269.68 |
| | | | | | | | 9,615,468.44 |
| | 5,211.90 | 5,945.02 | 284.95 | 459.88 | 459.88 | 1,723.30 | 32,525 |
| | 46,838.11 | 39,645.65 | 39,335.23 | 36,689.04 | 20,834.16 | 25,656.09 | 349,488 |
| | 43,805.47 | 72,165.01 | 37,339.77 | 41,754.33 | 30,438.91 | 27,515.71 | 391,926 |
| | 1,321.81 | 1,140.91 | 1,032.37 | 1,128.85 | 976.24 | 963.82 | 13,196 |
| | 4,852.67 | 4,174.67 | 6,676.67 | 1,309.67 | 5,023.67 | 3,877.67 | 49,871 |
| | 7,863.27 | 7,724.50 | 7,633.03 | 6,161.69 | 4,740.84 | 4,701.87 | 63,094 |
| | 1,334.21 | 755.45 | 2,051.75 | 4,163.35 | 3,361.76 | 3,412.10 | 22,425 |
| | 5,664.13 | 2,435.70 | 2,065.94 | 2,065.94 | 2,435.70 | 2,065.94 | 46,343 |
| | 8.00 | (23,462.84) | 8,100.55 | 1,299.15 | 1,299.15 | 298.12 | 12,838 |
| | 426.14 | 435.60 | 402.48 | 415.10 | 377.16 | 455.11 | 5,097 |
| | 7,401.95 | 7,401.95 | 7,401.95 | (132.60) | (132.60) | (132.60) | 51,112 |
| | 4,991.13 | 3,259.96 | 3,437.69 | 8,405.37 | 3,082.24 | 3,082.24 | 47,550 |
| | 2,834.70 | 2,834.70 | (324.18) | (324.18) | (324.18) | (1,034.35) | 23,209 |
| | 4,530.47 | 4,530.47 | 2,492.59 | 2,492.59 | 2,492.59 | 5,883.34 | 59,187 |
| | (625.00) | - | - | - | - | - | 9,205 |
| | - | - | - | - | - | - | - |
| | - | - | - | - | - | - | - |
| | 3,483.00 | 3,669.24 | 3,022.33 | 2,830.66 | 2,425.59 | 1,767.00 | 30,516 |
| | 1,563.92 | 873.54 | 1,897.17 | 1,354.08 | 1,493.04 | 1,925.10 | 18,283 |
| | 456.03 | 448.70 | 454.08 | 396.75 | 457.98 | 578.74 | 5,852 |
| | 402.99 | 395.66 | 422.26 | 401.15 | 616.55 | 1,350.10 | 7,727 |
| | 1,058.40 | 419.54 | 1,024.55 | 289.05 | 1,005.84 | 732.80 | 9,134 |
| | 116.42 | 95.40 | 100.86 | 97.08 | 80.12 | 192.96 | 1,375 |
| | 348.86 | 320.70 | 285.15 | 252.60 | 486.66 | 708.02 | 5,353 |
| | 3,126.75 | 2,947.86 | 3,163.32 | 2,686.30 | 3,150.98 | 4,342.89 | 39,124 |
| | 226.36 | 233.93 | 233.07 | 198.57 | 302.55 | 492.15 | 4,281 |
| | 422.07 | 294.61 | 258.08 | 276.14 | 319.73 | 755.20 | 6,865 |
| | 929.34 | 1,046.52 | 1,253.05 | 813.02 | 813.19 | 928.03 | 10,365 |
| | 356.91 | 315.11 | 314.74 | 332.43 | 699.11 | 477.28 | 5,626 |
| | 837.47 | 803.40 | 875.56 | 771.01 | 869.27 | 1,488.58 | 13,589 |

| | 7 | 8 | 9 | 10 | 11 | 12 | 12 |
|--|-----------|-----------|-----------|-----------|-----------|-----------|---------|
| | Jul-21 | Aug-21 | Sep-21 | Oct-21 | Nov-21 | Dec-21 | Total |
| | 845.89 | 649.43 | 567.37 | 529.41 | 519.89 | 708.47 | 8,947 |
| | 93.52 | 81.35 | 92.35 | 86.88 | 88.79 | 326.94 | 2,212 |
| | 217.22 | 217.27 | 287.32 | 301.61 | 221.64 | 971.86 | 4,424 |
| | 482.98 | 483.09 | 478.04 | 526.18 | 810.31 | 965.21 | 9,044 |
| | 453.23 | 446.92 | 473.44 | 442.53 | 902.36 | 1,377.57 | 12,263 |
| | 1,134.74 | 947.46 | 932.84 | 882.49 | 1,183.37 | 2,310.64 | 15,159 |
| | 54.54 | 56.30 | 58.29 | 55.26 | 53.58 | 58.69 | 716 |
| | 45.90 | 47.45 | 45.39 | 44.40 | 45.25 | 45.53 | 594 |
| | 500.83 | 490.30 | 567.36 | 550.35 | 539.04 | 537.02 | 5,800 |
| | 1,826.39 | 1,467.80 | 1,614.18 | 1,368.60 | 1,340.40 | 936.73 | 16,121 |
| | 111.03 | 96.76 | 97.44 | 95.07 | 105.83 | 222.50 | 2,256 |
| | 278.78 | 352.42 | 243.78 | 228.40 | 194.84 | 260.31 | 3,507 |
| | 592.32 | 546.04 | 548.72 | 512.28 | 859.78 | 843.73 | 10,137 |
| | - | - | - | - | - | - | - |
| | 391.70 | 428.48 | 445.62 | 402.95 | 393.83 | 559.15 | 6,356 |
| | 98.69 | 103.56 | 101.31 | 100.26 | 145.04 | 196.81 | 1,837 |
| | 278.57 | 269.29 | 297.79 | 283.78 | 301.70 | 479.46 | 3,975 |
| | 1,326.30 | 1,200.27 | 1,094.29 | 513.45 | 1,029.11 | 612.37 | 13,359 |
| | 555.04 | 512.54 | 596.98 | 516.31 | 814.81 | 1,299.46 | 8,191 |
| | - | - | - | - | - | - | - |
| | 420.75 | 420.66 | 415.04 | 339.09 | 318.11 | 443.69 | 5,083 |
| | 168.23 | 157.32 | 132.49 | 90.69 | 74.18 | 82.38 | 1,549 |
| | 200.10 | 197.19 | 193.90 | 179.37 | 255.15 | 432.79 | 3,762 |
| | 1,500.11 | 1,390.38 | 1,447.04 | 1,444.24 | 1,442.16 | 1,961.26 | 20,400 |
| | - | - | - | - | - | - | - |
| | 269.63 | 243.85 | 230.62 | 229.77 | 444.02 | 265.27 | 5,074 |
| | 321.91 | 272.10 | 225.54 | 249.86 | 279.30 | 236.05 | 3,724 |
| | 75.06 | 63.20 | 66.25 | 92.14 | 175.64 | 410.04 | 2,691 |
| | 184.56 | 171.71 | 200.43 | 184.28 | 316.48 | 451.07 | 3,871 |
| | 580.85 | 466.23 | 649.06 | 512.97 | 472.79 | 656.08 | 8,067 |
| | 67.79 | 63.06 | 55.38 | 56.01 | 97.87 | 313.44 | 2,162 |
| | 516.21 | 535.06 | 551.48 | 570.49 | 993.24 | 857.53 | 8,952 |
| | 288.01 | 395.41 | 409.86 | 410.80 | 344.30 | 463.63 | 4,896 |
| | - | - | - | - | - | - | - |
| | - | - | - | - | - | - | - |
| | - | - | - | 583.41 | - | 549.18 | 1,157 |
| | - | - | - | 405.00 | - | - | 813 |
| | - | - | - | 787.36 | 133.82 | 1,743.29 | 4,013 |
| | - | - | - | - | - | 1,156.39 | 1,156 |
| | - | - | - | - | - | - | - |
| | 2,543.36 | - | 376.75 | 1,046.73 | 2,502.17 | 2,431.57 | 20,593 |
| | - | - | - | - | - | - | - |
| | 78.50 | 78.50 | 78.50 | 78.08 | 78.10 | 78.07 | 903 |
| | 4,053.00 | 435.12 | 990.84 | 1,307.04 | 5,299.86 | 5,343.53 | 36,636 |
| | 57,187.25 | 44,015.78 | 59,374.28 | 73,816.26 | 57,811.60 | 55,930.69 | 715,696 |
| | 3,784.44 | 3,535.15 | 3,410.94 | 2,916.60 | 7,210.46 | 3,874.62 | 39,181 |
| | - | - | - | - | - | - | - |
| | - | - | - | - | - | - | - |
| | 469.95 | 471.95 | 400.00 | 800.00 | 300.00 | 300.00 | 8,059 |

353,219

| | 7 | 8 | 9 | 10 | 11 | 12 | 12 |
|-------------------|-------------------|-------------------|-------------------|-------------------|-------------------|---------------------|--------|
| | Jul-21 | Aug-21 | Sep-21 | Oct-21 | Nov-21 | Dec-21 | Total |
| - | - | - | - | - | - | - | - |
| 328.27 | 121.47 | 291.44 | 339.98 | 394.57 | 342.02 | 3,374 | |
| - | - | - | 210.80 | - | - | 2,661 | |
| (6,289.50) | 73.82 | - | 36.91 | 36.91 | 37.06 | 443 | |
| - | - | - | - | - | 640.64 | 641 | |
| - | - | - | - | - | - | - | |
| - | - | 1,400.33 | 6,746.21 | - | - | 25,519 | |
| 93.75 | 93.75 | 56.25 | 75.00 | 37.50 | 75.00 | 713 | |
| 137.38 | - | 137.45 | - | - | - | 550 | |
| 1,572.78 | 92.00 | 73.61 | 1,599.75 | 73.60 | 104.19 | 6,807 | |
| 1,101.57 | 3,291.50 | 653.33 | 4,629.99 | 753.84 | 1,935.18 | 24,260 | |
| - | - | - | - | - | - | - | |
| - | - | - | - | - | - | - | |
| - | - | - | - | - | - | - | |
| - | - | - | - | - | - | - | |
| 3,224.77 | 2,694.45 | 1,811.92 | 609.04 | 1,664.60 | 1,688.56 | 20,927 | |
| 11,170.20 | 9,073.60 | 6,164.97 | 5,978.68 | 7,186.20 | 7,027.60 | 79,582 | |
| 2,891.68 | 2,463.62 | 2,278.97 | 2,205.62 | 3,333.20 | 3,627.50 | 33,380 | |
| - | - | - | - | - | - | 100 | |
| 246,015.76 | 220,064.57 | 221,854.19 | 232,559.40 | 189,365.37 | 200,377.98 | 2,557,448.66 | 39,546 |
| - | - | - | - | - | - | - | - |
| - | - | - | - | - | - | - | - |
| - | - | - | - | - | - | - | - |
| - | - | - | - | - | - | - | - |
| 3,620.75 | 3,070.10 | 4,250.08 | 4,777.52 | 8,241.71 | 6,295.59 | 55,718 | |
| 267.49 | 70.12 | 672.97 | 1,170.21 | 1,930.14 | 658.93 | 9,083 | |
| 1,148.54 | 818.59 | 165.22 | 367.99 | 278.28 | 777.02 | 8,305 | |
| - | - | - | - | - | - | - | |
| - | - | - | - | - | - | - | |
| 7,240.85 | 14,849.11 | 8,966.40 | 6,940.61 | 5,287.19 | 14,635.53 | 122,607 | |
| 6,115.09 | 28,395.54 | 20,452.39 | 20,451.07 | 2,279.48 | (13,241.43) | 94,960 | |
| 1,291.77 | 2,194.41 | 2,984.27 | 3,032.99 | 691.85 | 6,811.67 | 131,054 | |
| 9,029.23 | 7,582.57 | 5,843.54 | 873.20 | - | - | 54,189 | |
| 53.70 | 46.92 | 44.19 | 52.55 | 80.83 | 102.75 | 985 | |
| 24,446.43 | 20,463.31 | 7,791.09 | 15,386.50 | 16,996.02 | 23,104.76 | 185,333 | |
| 6,652.90 | 8,041.57 | 6,014.80 | 1,684.57 | 795.71 | 1,208.06 | 40,505 | |
| - | - | - | - | - | - | - | |
| - | 1,045.58 | - | 3,008.36 | 8,004.93 | 2,584.94 | 37,469 | |
| - | - | - | - | - | - | - | |
| 1,051.85 | 989.01 | 5,841.61 | 9,965.70 | 5,226.67 | 569.08 | 31,607 | |
| 11,108.60 | 11,631.25 | 9,222.01 | 8,611.92 | 3,258.09 | 1,614.48 | 87,681 | |
| 72,027.20 | 99,198.08 | 72,248.57 | 76,323.19 | 53,070.90 | 45,121.38 | 859,495.64 | |
| - | - | - | - | - | - | - | - |
| 3,167.76 | 1,999.81 | 213.12 | - | - | - | 14,785 | |
| 2,156.42 | 4,736.02 | 1,634.84 | 3,311.91 | 4,386.96 | 1,852.56 | 34,856 | |

| | 7 | 8 | 9 | 10 | 11 | 12 | |
|--|-------------------|-------------------|-------------------|-------------------|-------------------|-------------------|-------------------|
| | Jul-21 | Aug-21 | Sep-21 | Oct-21 | Nov-21 | Dec-21 | Total |
| | 3,447.43 | 2,606.40 | 2,978.29 | 2,057.61 | 2,739.80 | 2,013.51 | 26,954 |
| | 458.81 | 511.60 | 859.11 | 947.06 | 1,144.82 | 1,461.57 | 10,236 |
| | - | - | - | - | - | - | - |
| | 11,907.82 | 2,992.38 | 12,873.88 | 7,577.88 | 7,199.52 | 7,706.20 | 88,912 |
| | - | - | 2,145.26 | - | - | 2,000.37 | 13,687 |
| | 418.46 | 140.25 | - | - | - | - | 5,827 |
| | (633.99) | 321.94 | 365.54 | 491.87 | 209.02 | 296.33 | 8,546 |
| | 20,922.71 | 13,308.40 | 21,070.04 | 14,386.33 | 15,680.12 | 15,330.54 | 203,803.09 |
| | 42.20 | 26.30 | 77.07 | 63.01 | 33.99 | 128.62 | 1,425 |
| | 86.95 | 87.36 | 86.83 | 86.73 | 86.86 | 86.72 | 1,043 |
| | 780.00 | 1,136.20 | 1,819.50 | 3,847.55 | 6,291.32 | 4,401.30 | 29,597 |
| | 9,923.93 | 9,923.93 | 9,923.97 | 9,890.60 | 9,890.68 | 9,890.62 | 100,796 |
| | 2,931.00 | 2,931.00 | 2,931.00 | 2,931.00 | 4,260.00 | 4,299.00 | 38,829 |
| | 974.13 | 974.21 | 1,011.67 | 986.67 | 986.67 | 986.67 | 11,765 |
| | 92.64 | 120.60 | 85.20 | - | - | - | 2,663 |
| | - | - | - | - | - | - | - |
| | - | - | - | - | - | (4,617.79) | (4,501) |
| | - | - | - | - | - | - | - |
| | - | - | - | - | - | - | - |
| | - | - | - | - | - | - | - |
| | 14,830.85 | 15,199.60 | 15,935.24 | 17,805.56 | 21,549.52 | 15,175.14 | 181,616.65 |
| | 5,344.00 | 4,871.00 | 2,313.00 | 5,408.00 | 5,382.00 | 3,738.00 | 60,734 |
| | 206,325.00 | 205,414.00 | 217,220.00 | 232,524.00 | 235,007.00 | 163,743.00 | 2,588,969 |
| | - | - | - | - | - | - | - |
| | - | - | - | - | - | - | - |
| | 565,465.52 | 558,055.65 | 550,641.04 | 579,006.48 | 520,054.91 | 443,486.04 | 6,248,264 |
| | - | - | - | - | - | - | - |
| | 139,697.60 | 139,731.14 | 139,578.58 | 139,933.08 | 140,101.71 | 148,627.67 | 1,687,127 |
| | (14,165.41) | (14,165.40) | (14,165.40) | (14,165.41) | (14,165.41) | (14,165.40) | (169,985) |
| | (9.59) | (9.59) | (9.59) | (9.59) | (9.59) | (9.59) | (115) |
| | (474.65) | (474.65) | (474.65) | (474.65) | (474.65) | (474.65) | (5,696) |
| | (529.59) | (529.60) | (529.59) | (529.60) | (529.59) | (529.60) | (6,355) |
| | (471.31) | (471.32) | (471.31) | (471.32) | (471.31) | (471.32) | (5,656) |
| | (548.33) | (548.33) | (548.33) | (548.33) | (548.33) | (548.33) | (6,580) |
| | 123,498.72 | 123,532.25 | 123,379.71 | 123,734.18 | 123,902.83 | 132,428.78 | 1,492,740 |
| | (42,417.78) | (42,439.70) | (42,452.16) | (42,465.25) | (42,483.90) | (45,238.93) | (511,733) |
| | 4,960.20 | 4,960.18 | 4,960.24 | 4,960.17 | 4,960.16 | 5,418.23 | 59,980 |
| | 18,828.74 | 18,828.75 | 18,828.74 | 18,828.74 | 18,828.84 | 18,828.74 | 225,424 |
| | 78,116.95 | 110,568.95 | 94,342.94 | 94,342.95 | 118,387.17 | 94,903.66 | 1,136,001 |
| | - | - | - | - | - | 4,382.00 | 4,382 |

| | 7 | 8 | 9 | 10 | 11 | 12 | 12 |
|--|---------------------|--------------------|--------------------|-------------------|--------------------|--------------------|-------------------|
| | Jul-21 | Aug-21 | Sep-21 | Oct-21 | Nov-21 | Dec-21 | Total |
| | (2,059.04) | (2,059.04) | (2,059.04) | (2,059.04) | (3,954.00) | (3,954.00) | (28,498) |
| | 24,090.25 | 14,399.91 | 24,471.01 | 9,907.43 | (3,362.14) | (279,740.75) | (131,920) |
| | 9,569.98 | 5,720.44 | 9,721.24 | 3,935.78 | (1,335.63) | (120,422.58) | (61,700) |
| | - | - | - | - | - | 294,060.00 | 294,060 |
| | - | - | - | - | - | 84,462.00 | 84,462 |
| | 33,660.23 | 20,120.35 | 34,192.25 | 13,843.21 | (4,697.77) | (21,641.33) | 184,902.00 |
| | 780,053.54 | 791,567.39 | 781,833.72 | 790,191.44 | 734,998.24 | 628,613.19 | 9,010,883 |
| | 137,761.35 | 92,771.49 | 140,684.78 | 82,565.03 | 38,156.95 | 143,609.24 | 803,005 |
| | - | - | - | - | - | - | - |
| | - | - | - | - | - | - | - |
| | - | - | - | - | - | - | - |
| | - | - | - | - | - | - | - |
| | 59,287.92 | 58,892.59 | 59,565.67 | 58,635.11 | 62,667.07 | 61,743.47 | 624,773 |
| | 2,100.72 | 2,097.31 | 2,042.30 | 255.71 | 784.45 | 1,102.93 | 19,383 |
| | 1,789.82 | 1,789.82 | 1,789.82 | 1,801.02 | 1,825.08 | 1,855.56 | 21,587 |
| | - | - | - | - | - | - | - |
| | 8,376.31 | 8,372.35 | 8,348.81 | 8,329.78 | 8,090.79 | 7,888.80 | 99,545 |
| | - | - | - | - | - | - | - |
| | 71,554.77 | 71,152.07 | 71,746.60 | 69,021.62 | 73,367.39 | 72,590.76 | 765,287.08 |
| | 66,206.58 | 21,619.42 | 68,938.18 | 13,543.41 | (35,210.44) | 71,018.48 | 37,717.51 |
| | (102,191.54) | (80,572.12) | (11,633.94) | 1,909.47 | (33,300.97) | 37,717.51 | |
| | 66,206.58 | 21,619.42 | 68,938.18 | 13,543.41 | (35,210.44) | 71,018.48 | |

Jan-21
Assets**Land**

| | | | | |
|--------|-----|------|--|---------------------|
| 103000 | 001 | 7000 | PROPERTY HELD FUTURE USE | 4,449.76 |
| 303100 | 001 | 7000 | LAND | 505,004.63 |
| 303240 | 001 | 7000 | EASEMENTS | 505,390.75 |
| 303250 | 001 | 7000 | EASEMENT - GAGE HILL | - |
| 303260 | 001 | 7000 | EASEMENTS: OAKWOOD | - |
| 303270 | 001 | 7000 | EASEMENTS: GILCREAST RD | - |
| 303500 | 001 | 7000 | DISTRIB RESER & STANDPIPE LAND | - |
| 303510 | 001 | 7000 | AVERY/HICKORY INTER WATER RIGHTS | 100,335.00 |
| 303520 | 001 | 7000 | LAND RIGHTS/SOURCE OF SUPPLY & PUMPING PLANT | 108,285.50 |
| 303600 | 001 | 7000 | DISTRIB SYS LAND & RIGHTS/WAY | 25,000.00 |
| | | | | 1,248,465.64 |

Structures

| | | | | |
|--------|-----|------|--------------------------------|----------------------|
| 304000 | 001 | 7000 | STRUCTURES AND IMPROVEMENTS | - |
| 304100 | 001 | 7000 | SOURCE OF SUPPLY STRUCTURES | 3,169,859.62 |
| 304200 | 001 | 7000 | POWER & PUMPING STRUCTURES | 2,504,707.30 |
| 304210 | 001 | 7000 | STRUCTURES & IMPROVE: ROOFING | 14,695.12 |
| 304500 | 001 | 7000 | DISTRIBUTION RESERVOIRS | - |
| 304550 | 001 | 7000 | BOOSTER STATIONS | 1,813,556.30 |
| 304800 | 001 | 7000 | WTP - STRUCTURES | 196,285.15 |
| 304999 | 001 | 7000 | BUILDINGS/ACQUISITION ADJUSTMT | - |
| 306000 | 001 | 7000 | LAKE, RIVER, OTHER INTAKES | 521,641.85 |
| 307100 | 001 | 7000 | WELLS & SPRINGS | 2,217,612.79 |
| 307210 | 001 | 7000 | WELL PUMPING & PIPING | 356,332.99 |
| 309200 | 001 | 7000 | SUPPLY MAINS:S/S PUMPING PLANT | 671,298.74 |
| | | | | 11,465,989.86 |

Equipment

| | | | | |
|--------|-----|------|---|---------------------|
| 310000 | 001 | 7000 | POWER GENERATION EQUIPMENT | 823,136.19 |
| 311200 | 001 | 7000 | ELECTRIC PUMPING EQUIPMENT | 1,702,245.16 |
| 311210 | 001 | 7000 | PUMPING EQUIPMENT: PUMPS | 326,072.76 |
| 311220 | 001 | 7000 | PUMPING EQUIPMENT: METERS | 18,636.91 |
| 311230 | 001 | 7000 | ELECTRIC PUMPING EQUIPMENT-CHEMICAL PUMPS | 26,732.11 |
| 311600 | 001 | 7000 | OTHER POWER PUMPING EQUIPMENT | 4,175.71 |
| 320000 | 001 | 7000 | PURIFICATION SYSTEM EQUIPMENT | 830,111.29 |
| 320100 | 001 | 7000 | OTHER PRODUCTION EQUIPMENT | - |
| 320200 | 001 | 7000 | WATER TREATMENT EQUIPMENT | 1,628,953.13 |
| 320310 | 001 | 7000 | WTP EQUIPMENT-FILTER MEDIA | 17,123.56 |
| | | | | 5,377,186.82 |

Transmission & Distribution

| | | | | |
|--------|-----|------|-------------------------------|---------------|
| 330000 | 001 | 7000 | DISTRIBUTION RES & STANDPIPES | 2,167,316.06 |
| 331001 | 001 | 7000 | PAVEMENTS - TRANS MAINS | 294,649.02 |
| 331002 | 001 | 7000 | PAVEMENTS - DIST MAINS | 1,354,366.35 |
| 331003 | 001 | 7000 | PAVEMENTS-GATE VALVES | 5,826.93 |
| 331006 | 001 | 7000 | PAVING: CIAC - MAINS | - |
| 331100 | 001 | 7000 | MAINS: 6" & LARGER | 18,360,644.21 |
| 331101 | 001 | 7000 | MAINS: 4" & UNDER | 3,027,863.89 |
| 331102 | 001 | 7000 | MAINS: UNKNOWN SIZE | 5,161,268.54 |
| 331150 | 001 | 7000 | MAINS: CIAC - 6" & LARGER | 11,246,016.99 |
| 331151 | 001 | 7000 | MAINS: CIAC - 4" & UNDER | 956,971.89 |
| 331152 | 001 | 7000 | MAINS: CIAC - UNKNOWN SIZE | 622,095.25 |

| | | | | |
|--------|-----|------|--------------------------------------|----------------------|
| 331200 | 001 | 7000 | DISTRIBUTION MAINS - NEW | 48,472.79 |
| 331255 | 001 | 7000 | GATES: CIAC - 4" & UNDER | 39,803.46 |
| 331256 | 001 | 7000 | GATES: CIAC - 6" & LARGER | 169,870.00 |
| 331250 | 001 | 7000 | GATES: 4" & UNDER | 479,881.86 |
| 331251 | 001 | 7000 | GATES: 6" & LARGER | 335,700.78 |
| 331252 | 001 | 7000 | GATES: UNKNOWN SIZE | 149,726.91 |
| 331300 | 001 | 7000 | DIST MAINS: DEVELOPER INSTALL | 5,233,832.08 |
| 331400 | 001 | 7000 | CIAC: PRESSURE REDUCING VALVE VAULTS | 98,000.00 |
| 333004 | 001 | 7000 | PAVEMENTS: SERVICES | 85,379.57 |
| 333100 | 001 | 7000 | NEW SERVICES | 2,181,166.84 |
| 333200 | 001 | 7000 | RENEWED SERVICES | 1,514,121.97 |
| 333230 | 001 | 7000 | DEV INSTALLED SERVICES: CIAC | 3,449,087.17 |
| 333250 | 001 | 7000 | DEV INSTALLED SERVICES: PAID | 1,497,109.91 |
| 334000 | 001 | 7000 | METERING EQUIPMENT | 1,288,035.77 |
| 334100 | 001 | 7000 | RADIOS FOR METERING | 805,012.24 |
| 335000 | 001 | 7000 | FIRE PROT EQUIP: HYDRANTS | 618,135.76 |
| 335005 | 001 | 7000 | HYDRANTS - PAVING | 4,605.74 |
| 335100 | 001 | 7000 | HYDRANTS: CIAC | 1,126,079.71 |
| 339000 | 001 | 7000 | OTHER TRANS/DIST EQUIPMENT | 89,767.42 |
| 114100 | 001 | 7000 | AQUISITION ADJ | (8,708,682.94) |
| 114101 | 001 | 7000 | ACQ ADJ: WESCO | (7,940.20) |
| 114102 | 001 | 7000 | ACQUISITION ADJ: CASTLE REACH | (185,750.00) |
| 114103 | 001 | 7000 | ACQUISITION ADJ: WHITE ROCK SR | (230,800.00) |
| 114104 | 001 | 7000 | ACQUISITION ADJ: LAMPLIGHTER | (276,666.67) |
| 114105 | 001 | 7000 | ACQUISITION ADJ: FLETCHERS | (331,666.66) |
| 115100 | 001 | 7000 | ACCUM AMORT OF ACQ ADJUSTMENT | 4,230,447.31 |
| 115101 | 001 | 7000 | ACCUM AMORT OF ACQ ADJ:WESCO | 3,169.95 |
| 115102 | 001 | 7000 | ACCUM AMORT ACQ ADJ:CASTLE REA | 112,292.34 |
| 115103 | 001 | 7000 | ACCUM AMORT ACQ ADJ:WHITE ROCK | 128,736.42 |
| 115104 | 001 | 7000 | ACCUM AMORT ACQ ADJ:LAMPLIGHTR | 177,241.72 |
| 115105 | 001 | 7000 | ACCUM AMORT ACQ ADJ:FLETCHERS | 213,677.21 |
| | | | | 57,534,867.59 |

Miscellaneous Equipment

| | | | | |
|--------|-----|------|--------------------------------|-------------------|
| 340100 | 001 | 7000 | OFFICE FURNITURE/EQUIPMENT | 2,688.66 |
| 343000 | 001 | 7000 | SHOP EQUIPMENT | 72,937.34 |
| 344000 | 001 | 7000 | LAB EQUIPMENT | 9,592.29 |
| 345500 | 001 | 7000 | POWER OPERATED EQUIP -GEN PLNT | - |
| 346000 | 001 | 7000 | COMMUNICATION EQUIPMENT | 579,706.81 |
| 347110 | 001 | 7000 | COMPUTER EQUIPMENT | 92,317.22 |
| 348000 | 001 | 7000 | MISCELLANEOUS GENERAL EQUIP | 10,364.16 |
| | | | | 767,606.48 |

Intangible Plant

| | | | | |
|--------|-----|------|--------------------------------|-------------------|
| 301000 | 001 | 7000 | ORGANIZATION EXPENSE | 386,400.05 |
| 301260 | 001 | 7000 | ORGANIZATION EXP: THURSTON WDS | - |
| 301270 | 001 | 7000 | ORGANIZATION EXP: LAMPLIGHTER | - |
| 301740 | 001 | 7000 | ORGANIZATION EXP: FLETCHERS | - |
| 302100 | 001 | 7000 | FRANCHISES & CONSENTS | 21,445.54 |
| 302230 | 001 | 7000 | FRANCHISE FEES: CASTLE REACH | 48,432.05 |
| 302420 | 001 | 7000 | FRANCHISE FEES: WHITE ROCK | - |
| 302730 | 001 | 7000 | FRANCHISE FEES: WESCO | - |
| | | | | 456,277.64 |

Total Plant in Service

76,850,394.03

Accumulated Depreciation

-

| | | | | |
|--------|-----|------|---|------------------------|
| 108000 | 001 | 7000 | ACCUMULATED DEPRECIATION | (20,427,024.89) |
| 108001 | 001 | 7000 | ACCUM DEPREC: COST OF REMOVAL | 1,624,686.46 |
| 108002 | 001 | 7000 | ACCUMULATED DEPRECIATION: LOSS | 2,258,861.02 |
| 108999 | 001 | 7000 | ACCUM DEPREC: ACQUIS ADJUSTMNT | - |
| | | | | (16,543,477.41) |
| | | | <u>Net Plant in Service</u> | 60,306,916.62 |
| | | | <u>Construction Work in Progress</u> | |
| 105222 | 001 | 7000 | CWIP: CONTRACTOR CLEARING | 401,947.77 |
| 105444 | 001 | 7000 | CWIP: CONTRACTOR CLEARING | 87,623.92 |
| | | | | 60,796,488.31 |
| | | | Current Assets | |
| | | | <u>Cash</u> | |
| 131120 | 001 | 7000 | CASH: BANK OF AMERICA OPERATNG | - |
| 131110 | 001 | 7000 | CASH: PETTY CASH PAC | 900.00 |
| 131350 | 001 | 7000 | RESTRICTED CASH - TD BANK - RSF | 194,423.24 |
| 131375 | 001 | 7000 | DSRR 1.0 RSF | 313,548.98 |
| 131380 | 001 | 7000 | MOERR RSF | (1,016,558.68) |
| 131385 | 001 | 7000 | MOERR | 217,405.78 |
| 131390 | 001 | 7000 | DSRR 1.0 | 172,075.31 |
| 131395 | 001 | 7000 | DSRR 0.1 | 154,037.99 |
| 133100 | 001 | 7000 | OTHER SPECIAL DEPOSITS | 39,170.00 |
| | | | <u>Accounts Receivable, Net</u> | |
| 141000 | 001 | 7000 | A/R: BILLED WATER REVENUE | 687,343.65 |
| 141400 | 001 | 7000 | A/R: MISCELLANEOUS | 106,578.49 |
| 143901 | 001 | 7000 | ALLOWANCE FOR DOUBTFUL ACCTS | (2,000.00) |
| 143902 | 001 | 7000 | ALLOW DOUBTFUL ACCT: NON-WATER | - |
| | | | | 791,922.14 |
| 173150 | 001 | 7000 | A/R: UNBILLED WATER REVENUE | 554,999.00 |
| 173153 | 001 | 7000 | AR UNBIL REV:CAP RECOV RECOUP | - |
| 173200 | 001 | 7000 | A/R:UNBILLED WATER REV-RECOUP | - |
| 173300 | 001 | 7000 | A/R:UNBILLED WATER REV-RECOUP 2017 | 285.35 |
| | | | | 555,284.35 |
| | | | <u>Inventory & Supplies</u> | |
| 151000 | 001 | 7000 | INVENTORY | - |
| 151101 | 001 | 7000 | INVENTORY: METERS - PEU | - |
| 151400 | 001 | 7000 | INVENTORY: CHEMICALS | - |
| | | | <u>Prepaid Expenses & Other</u> | |
| 162100 | 001 | 7000 | PREPAID INSURANCE | 18,552.78 |
| 162300 | 001 | 7000 | PREPAID PROPERTY TAXES | - |
| 162700 | 001 | 7000 | PREPAID EXPENSES | 7,255.81 |
| 163310 | 001 | 7000 | PREPAID PROPERTY TAXES | 142,447.99 |
| 184100 | 001 | 7000 | CLEARING ACCOUNT | (34,781.61) |
| | | | | 133,474.97 |
| | | | Total Current Assets | 1,555,684.08 |
| | | | Other Assets | |
| | | | <u>Abandoned Property</u> | |
| 182200 | 001 | 7000 | ABANDONED 8" MAIN -RANGE RD | - |

| | | | | |
|--------|-----|------|---|---------------------|
| 182400 | 001 | 7000 | ABAND PUMP STA: SPRINGWOOD HLS | - |
| | | | Other Deferred Charges | |
| 186000 | 001 | 7000 | PHASE II & V WAIVER - NC | - |
| 186100 | 001 | 7000 | ACQUISITION PREMIUM - MARA | 7,129,327.91 |
| 186130 | 001 | 7000 | SERGEANT WOODS-NEWTON, NH | - |
| 186175 | 001 | 7000 | CROSS CONNECTION SURVEY-PEU | - |
| 186195 | 001 | 7000 | SPRUCE POND-WINDHAM NH-ACQUIST | - |
| 186200 | 001 | 7000 | CLEAN/DISPOSE OF TANK SLUDGE | - |
| 186205 | 001 | 7000 | PELHAM WATER SUPPLY STUDY | - |
| 186210 | 001 | 7000 | LAKES REGION WATER CO-ACQUISIT | - |
| 186215 | 001 | 7000 | WINNISQUAM VILLAGE CONDO'S | - |
| 186220 | 001 | 7000 | DANIELS LAKE ACQ - WEARE, NH | - |
| 186230 | 001 | 7000 | FREEDOM VILLAGE ACQUISITION | - |
| 186240 | 001 | 7000 | SARBANES-OXLEY | - |
| 186250 | 001 | 7000 | BIRCH HILL GIARDIA SUIT | - |
| 186260 | 001 | 7000 | NORTH CONWAY LAND SALE | - |
| 186265 | 001 | 7000 | ABATEMENT | 6,837.59 |
| 186266 | 001 | 7000 | ABATEMENT | - |
| 186267 | 001 | 7000 | LITCHFIELD WHOLESALE WATER SUPPLY CONTRACT FEES | 4,382.95 |
| 186270 | 001 | 7000 | LONDONDRY VULNERABILITY STUDY | - |
| 186271 | 001 | 7000 | LONDONDRY CORE RE-CHLORIMATION | - |
| 186272 | 001 | 7000 | LONDONDRY RRA AND ERP | - |
| 186280 | 001 | 7000 | LITCHFIELD VULNERABILITY STUDY | - |
| 186280 | 001 | 7000 | GRANT AVAILABILITY STUDY - NC | - |
| 186281 | 001 | 7000 | LITCHFIELD RRA AND ERP | - |
| 186300 | 001 | 7000 | WINDHAM WATER SUPPLY STUDY | - |
| 186310 | 001 | 7000 | W&E WATER SYSTEM SUPPLY STUDY | - |
| 186311 | 001 | 7000 | MSDC W&E INTERCONNECTION | - |
| 186325 | 001 | 7000 | BEAVER HOLLOW TANK CLEANING | - |
| 186360 | 001 | 7000 | W&E WATER SUPPLY STUDY | 1,315.05 |
| 186370 | 001 | 7000 | LOCKE LAKE WELL/GROUNDWATER STUDY | 17,581.79 |
| 186375 | 001 | 7000 | AIRSTRIIP STATION UPGRADE STUDY | 16,604.74 |
| 186380 | 001 | 7000 | RATE CASE EXPENSE: 2007 | - |
| 186400 | 001 | 7000 | RATE CASE EXP: NORTH COUNTRY | - |
| 186410 | 001 | 7000 | RATE CASE EXPENSE: 2012 | - |
| 186415 | 001 | 7000 | RATE CASE EXPENSE: 2017 | - |
| 186416 | 001 | 7000 | RATE CASE EXPENSE: 2019 | 50,593.90 |
| 186420 | 001 | 7000 | LOCKE LAKE LEAK DETECTION | - |
| 186500 | 001 | 7000 | MANCHESTER SRCE DEV CHARGE:LY | 500,760.55 |
| 186510 | 001 | 7000 | MSCD: MAPLE HILLS - DERRY | 23,153.13 |
| 186675 | 001 | 7000 | WEB SITE UPGRADE 2006 | - |
| 186680 | 001 | 7000 | WEB-SITE UPGRADE 2011 | - |
| 186700 | 001 | 7000 | N CONWAY WATER INTERCONNECT | 42,012.46 |
| 186701 | 001 | 7000 | N CONWAY WATER PREC-BUY IN FEE | 929.63 |
| 186710 | 001 | 7000 | SKYVIEW ESTATES - PELHAM | 3,308.80 |
| 186720 | 001 | 7000 | BOW HIGHLANDS, BOW NH-ACQUISIT | 2,025.78 |
| 186730 | 001 | 7000 | CO-BANK DEFERRED PATRONAGE | 181,781.09 |
| 186750 | 001 | 7000 | CO-BANK DEFERRED PATRONAGE | - |
| | | | | 7,980,615.37 |
| 188100 | 001 | 7000 | ACQUISITION PREMIUM - MARA | - |
| | | | Unamortized Debt Expense | |
| 181000 | 001 | 7000 | UNAMORTIZED DEBT EXPENSE | 225,219.75 |

Total Other Assets **8,205,835.12**

Total Assets **70,558,007.51**

Equity and Liabilities

Shareholder's Equity

| | | | | |
|--------|-----|------|----------------------------|------------------------|
| 201100 | 001 | 7000 | COMMON STOCK | (100.00) |
| 211000 | 001 | 7000 | ADDITIONAL PAID IN CAPITAL | (10,917,251.07) |
| 438000 | 001 | 7000 | DIVIDENDS: COMMON STOCK | - |
| 219000 | 001 | 7000 | OTHER COMPREHENSIVE INCOME | 266,889.00 |
| | | | | (10,650,462.07) |

215500 001 7000 RETAINED EARNINGS BEG - PEU 2,517,637.52

Net Profit or Loss 63,505.87

Total Equity **(8,069,318.68)**

| | | | | |
|--------|-----|------|---|----------------|
| 221000 | 001 | 7000 | LONG TERM DEBT: BONDS & NOTES | - |
| 221002 | 001 | 7000 | LTD - SRF LOAN: GREEN HILLS | (49,568.75) |
| 221003 | 001 | 7000 | LTD-SRF LOAN PELHAM TANK PROJ | (176,687.86) |
| 221004 | 001 | 7000 | LTD-SRF LOAN: MAPLE HILLS | (290,945.00) |
| 221005 | 001 | 7000 | LTD - SRF LOAN/BIRCH HILL | (1,012,952.42) |
| 221006 | 001 | 7000 | LTD - SRF LOAN/LOCKE LAKE | (87,283.38) |
| 221007 | 001 | 7000 | LTD - SRF LOAN/LOCKE LAKE 2011 | (132,357.92) |
| 221008 | 001 | 7000 | LTD/SRF LOAN: LIBERTY TREE | (209,188.00) |
| 221009 | 001 | 7000 | LTD/SRF LOAN: LOCKE LAKE 2012 | (262,335.84) |
| 221010 | 001 | 7000 | LTD: COBANK 4.5M LOAN | (2,267,169.26) |
| 221011 | 001 | 7000 | LTD: COBANK 1.7M LOAN | (1,134,229.57) |
| 221012 | 001 | 7000 | LTD: COBANK 925K LOAN | (622,238.93) |
| 221013 | 001 | 7000 | LTD: LOCKE LAKE 2012-PHASE2 | (291,465.24) |
| 221014 | 001 | 7000 | LTD: LOCKE LAKE-WINWOOD & MONROE | (298,987.42) |
| 221015 | 001 | 7000 | LTD: SRF LOAN/HICKORY & AVERY | (321,506.31) |
| 221016 | 001 | 7000 | LTD: SRF LOAN/W&E MAIN REPLACEMENT | (791,485.84) |
| 221017 | 001 | 7000 | LTD: SRF LOAN-HARDWOOD TREATMENT | (439,515.01) |
| 221018 | 001 | 7000 | LTD: COBANK 625K LOAN | (522,480.31) |
| 221019 | 001 | 7000 | LTD: SRF/LOCKE LAKE-WINWOOD & MONROE PHASE II | (313,248.70) |
| 221020 | 001 | 7000 | LTD: COBANK 1.25M PORTION OF 2.2M LOAN | (1,090,922.63) |
| 221021 | 001 | 7000 | LTD: SRF/LOCKE LAKE-VARNEY ROAD | (1,220,631.22) |
| 221022 | 001 | 7000 | LTD: COBANK 950K PORTION OF 2.2M LOAN | (838,138.21) |
| 221023 | 001 | 7000 | LTD: SRF/BRADY AVE | (477,176.51) |
| 221024 | 001 | 7000 | LTD: SRF/MERRIMACK RIVER CROSSING | (2,157,399.90) |
| 221025 | 001 | 7000 | LTD: COBANK 350K LOAN | (323,319.88) |
| 221026 | 001 | 7000 | LTD: SRF/HILLCREST ROAD | (217,580.35) |
| 221027 | 001 | 7000 | LTD: SRF/LOCKE LAKE GEORGETOWN MAIN | (1,283,426.34) |
| 221028 | 001 | 7000 | LTD: SRF/LOCKE LAKE AIRSTRIP WELL INTERCONN | (561,064.29) |
| 221029 | 001 | 7000 | LTD: SRF/LOCKE LAKE SURFACE WATER SUPPLY | (2,093,754.65) |
| 221030 | 001 | 7000 | LTD: COBANK 1.153M LOAN T9 | (1,088,943.61) |
| 221031 | 001 | 7000 | LTD: COBANK LOAN T10 | (779,618.49) |
| 221032 | 001 | 7000 | LTD: COBANK LOAN T11 | - |
| 221033 | 001 | 7000 | LTD: COBANK LOAN T12 | - |

| | | | | |
|--------|-----|------|---|------------------------|
| 221052 | 001 | 7000 | FORGIVABLE DEBT: GREEN HILLS | (15,501.36) |
| 221056 | 001 | 7000 | FORGIVABLE DEBT: LOCKE LAKE | (31,018.68) |
| 221057 | 001 | 7000 | FORGIVABLE DEBT:LOCKE LKE 2011 | (67,782.64) |
| 221058 | 001 | 7000 | FORGIVABLE DEBT:LIBERTY TREE | (91,966.86) |
| 221059 | 001 | 7000 | FORGIVABLE LTD:LOCKE LAKE 2012 | - |
| 221060 | 001 | 7000 | FORGIVABLE LTD: BRADY AVE | (57,443.97) |
| 221061 | 001 | 7000 | FORGIVABLE LTD: LOCKE LAKE GEORGETOWN | - |
| 221062 | 001 | 7000 | FORGIVABLE LTD: LOCKE LAKE AIRSTRIP WELL | - |
| 221063 | 001 | 7000 | FORGIVABLE LTD: LOCKE LAKE SURFACE WATER | - |
| | | | Long Term Debt | (21,619,335.35) |
| | | | Current Liabilities | |
| 221100 | 001 | 7000 | CURRENT PORTION LONG TERM DEBT | - |
| 232100 | 001 | 7000 | FIXED ASSET LINE OF CREDIT | (811,922.61) |
| 221102 | 001 | 7000 | CURR PORTION LTD:GREEN HILLS | (17,325.00) |
| 221103 | 001 | 7000 | CURR PORTION LTD:PELHAM TANK | (32,380.27) |
| 221104 | 001 | 7000 | CURR PORTION LTD:MAPLE HILLS | (30,350.00) |
| 221105 | 001 | 7000 | CURRENT PORTION LTD:BIRCH HILL | (87,946.64) |
| 221106 | 001 | 7000 | CURR PORT LTD:LOCKE LAKE 2007 | (12,407.00) |
| 221107 | 001 | 7000 | CURR PORT LTD:LOCKE LAKE 2011 | (7,634.82) |
| 221108 | 001 | 7000 | CURR PORTION LTD:LIBERTY TREE | (9,601.00) |
| 221109 | 001 | 7000 | CURR PORT LTD:LOCKE LAKE 2012 | (18,543.03) |
| 221110 | 001 | 7000 | CURR PORT LTD:COBANK 4.5M LOAN | (228,280.46) |
| 221111 | 001 | 7000 | CURR PORT LTD:COBANK 1.7M (T4) | (78,577.80) |
| 221112 | 001 | 7000 | CURR PORT LTD:COBANK 925K (T3) | (41,326.53) |
| 221113 | 001 | 7000 | CURR PORT LTD:SRF LOCKE LAKE-DAM SITE #2 | (17,762.25) |
| 221114 | 001 | 7000 | CURR PORT LTD:LOCKE LAKE W & M | (16,713.80) |
| 221115 | 001 | 7000 | CURR PORT LTD:HICKORY & AVERY | (18,509.54) |
| 221116 | 001 | 7000 | CURR PORT LTD:W&E MAIN REPLACEMENT | (44,313.91) |
| 221117 | 001 | 7000 | CURR PORT LTD:HARDWOOD TREATMENT | (25,086.54) |
| 221118 | 001 | 7000 | CURR PORT LTD: COBANK 625K LOAN | (17,305.56) |
| 221119 | 001 | 7000 | CURR PORT LTD: LOCKE LAKE-WINWOOD & MONROE PHASE II | (17,398.00) |
| 221120 | 001 | 7000 | CURRENT PORTION LTD:COBANK 1.25M PORTION OF 2.2M L | (34,110.83) |
| 221121 | 001 | 7000 | CURRENT PORTION LTD:SRF/LOCKE LAKE-VARNEY ROAD | (65,922.91) |
| 221122 | 001 | 7000 | CURRENT PORTION LTD:COBANK 950K PORTION OF 2.2M L | (24,292.68) |
| 221123 | 001 | 7000 | CURRENT PORTION LTD: SRF/BRADY AVE | (11,855.51) |
| 221124 | 001 | 7000 | CURRENT PORTION LTD: SRF/MERRIMACK RIVER CROSSING | (101,780.64) |
| 221125 | 001 | 7000 | CURRENT PORTION LTD: COBANK 350K LOAN | (7,868.34) |
| 221126 | 001 | 7000 | CURRENT PORTION LTD: SRF/HILLCREST ROAD | (10,264.90) |
| 221127 | 001 | 7000 | CURRENT PORTION LTD: SRF/LOCKE LAKE GEORGETOWN MAIN | - |
| 221128 | 001 | 7000 | CURRENT PORTION LTD: SRF/LOCKE LAKE AIRSTRIP WELL INTERCONN | - |
| 221129 | 001 | 7000 | CURRENT PORTION LTD: SRF/LOCKE LAKE SURFACE WATER SUPPLY | - |
| 221130 | 001 | 7000 | CURRENT PORTION LTD: COBANK 1.153M LOAN T9 | (27,453.81) |
| 221131 | 001 | 7000 | CURRENT PORTION LTD: COBANK LOAN T10 | (19,005.79) |
| 221132 | 001 | 7000 | CURRENT PORTION LTD: COBANK LOAN T11 | - |
| 221133 | 001 | 7000 | CURRENT PORTION LTD: COBANK LOAN T12 | - |
| 221152 | 001 | 7000 | FORGIVABLE DEBT:STD GREENHILLS | (5,799.12) |
| 221156 | 001 | 7000 | FORGIVAB DEBT:STD LOCKLKE 2007 | (3,759.84) |
| 221157 | 001 | 7000 | FORGIVABLE STD:LOCKE LAKE 2011 | (6,025.08) |
| 221158 | 001 | 7000 | FORGIVABLE STD:LIBERTY TREE | (7,029.24) |
| 221160 | 001 | 7000 | FORGIVABLE STD: BRADY AVE | (2,095.20) |
| 221161 | 001 | 7000 | FORGIVABLE STD: LOCKE LAKE GEORGETOWN | - |
| 221162 | 001 | 7000 | FORGIVABLE STD: LOCKE LAKE AIRSTRIP WELL | - |
| 221163 | 001 | 7000 | FORGIVABLE STD: LOCKE LAKE SURFACE WATER | - |
| | | | Current Portion of Long Term Debt | (1,860,648.65) |

| | | | | |
|--------|-----|------|--------------------------------------|------------------------|
| 222000 | 001 | 7000 | ACCOUNTS PAYABLE | - |
| 231000 | 001 | 7000 | ACCOUNTS PAYABLE | (202,894.51) |
| 231111 | 001 | 7000 | A/P | (2,909.92) |
| 231222 | 001 | 7000 | ACCOUNTS PAYABLE - CWIP | (16,628.63) |
| 235200 | 001 | 7000 | DEPOSIT - ESCROW | - |
| 235300 | 001 | 7000 | LITCHFIELD DEPOSIT | (64,368.79) |
| 235350 | 001 | 7000 | DEPOSITS - MERRIMACK SOURCE DEV | (58,370.63) |
| 236115 | 001 | 7000 | LOCAL PROPERTY TAXES PAYABLE | (10,295.67) |
| 236119 | 001 | 7000 | ACCRUED TAXES | - |
| 236116 | 001 | 7000 | PUBLIC UTILITY TAX PAYABLE | - |
| 237110 | 001 | 7000 | ACCRUED INTEREST LTD | (51,528.65) |
| 241300 | 001 | 7000 | MISC CURRENT ACCRUED LIABILITY | (245,914.02) |
| 241350 | 001 | 7000 | ACCRUED LIABILITY - RETAINAGE | (157,115.51) |
| | | | | (810,026.33) |
| 235250 | 001 | 7000 | HARDSHIP CASES: CREDITS | - |
| 223202 | 001 | 7000 | NOTE PAYABLE: PCP-2015 3M LOAN | - |
| 223203 | 001 | 7000 | NOTE PAYABLE: PCP-2015 1M LOAN | - |
| 223212 | 001 | 7000 | CURR PORT LTD: 3M PCP NP | - |
| 223213 | 001 | 7000 | CURR PORT LTD: 1M PCP NP | - |
| 223206 | 001 | 7000 | NOTE PAYABLE- PCP 2018 1.7M LOAN | (1,569,997.16) |
| 223207 | 001 | 7000 | NOTE PAYABLE - PCP 2018 1.1M LOAN | (1,067,941.48) |
| 223216 | 001 | 7000 | ST NOTE PAYABLE - PCP 2018 1.7M LOAN | (37,410.36) |
| 223217 | 001 | 7000 | ST NOTE PAYABLE - PCP 2018 1.1M LOAN | (25,447.23) |
| 223800 | 001 | 7000 | INTERCO LOAN NC-INTEGRATED | - |
| 233400 | 001 | 7000 | INTERCO PAY/REC: PEU/TSC | - |
| 233500 | 001 | 7000 | INTERCO PAY/REC: PEU/PWS | - |
| 233600 | 001 | 7000 | INTERCO PAY/REC: PEU/PAC | 0.07 |
| 233700 | 001 | 7000 | INTERCO PAY/REC: PEU/PWW | 486,125.20 |
| 233800 | 001 | 7000 | AP INTERCO PAY/REC: PEU/PAC | 659.69 |
| 233300 | 001 | 7000 | INTERCO PAY/REC: PEU/PCP | (6,277,491.29) |
| | | | Total Current Liabilities | (11,162,177.54) |
| 224100 | 001 | 7000 | OTHER LIABILITY: DERIVATIVE | (444,815.00) |
| 253000 | 001 | 7000 | DEFERRED GAIN-GREEN HILLS SRF | - |
| 253001 | 001 | 7000 | DEFERRED GAIN-LOCKE LAKE SRF | - |
| | | | | - |
| 282200 | 001 | 7000 | DEFERRED INCOME TAXES | (4,450,837.00) |
| 282201 | 001 | 7000 | DEFERRED INCOME TAX - SWAP | 177,926.00 |
| 283100 | 001 | 7000 | ACCUM DEF INC TAX - REG LIABILITY | (1,620,743.00) |
| 271200 | 001 | 7000 | CONTRIBUTIONS IN AID OF CONST | (21,172,149.16) |
| 271204 | 001 | 7000 | CIAC: MAPLE HILLS GRANT | (92,245.15) |
| 271205 | 001 | 7000 | CIAC: BIRCH HILLS GRANT | (137,116.56) |
| 271206 | 001 | 7000 | CIAC: LOCKE LAKE GRANT | (17,489.44) |
| 271207 | 001 | 7000 | DRINKING WATER GRANT FUNDS | (600,000.00) |
| 271250 | 001 | 7000 | CIAC: LONDONDERRY/MWW CONN | (603,000.00) |
| 271300 | 001 | 7000 | CIAC: SEASON LANE, LONDONDERRY | (15,400.00) |
| 271302 | 001 | 7000 | CIAC: PELHAM | (84,300.00) |
| 271303 | 001 | 7000 | CIAC: LITCHFIELD | (150,367.50) |
| 271304 | 001 | 7000 | CIAC: BOW | (19,200.00) |

| | | | | |
|--------|-----|------|---------------------------------------|------------------------|
| 271305 | 001 | 7000 | CIAC: LAKEVIEW FARMS - WINDHAM | (46,000.00) |
| 271325 | 001 | 7000 | CIAC: MEADOWBROOK PUMP STATION | (18,900.00) |
| 271350 | 001 | 7000 | CIAC: OAKWOOD | (36,000.00) |
| 271360 | 001 | 7000 | CIAC: SMYTHE WOODS-HOOKSETT | (20,690.39) |
| 271370 | 001 | 7000 | CIAC: W&E | (32,805.00) |
| 271380 | 001 | 7000 | CIAC: FLETCHERS CORNER:ARSENIC | (68,650.00) |
| 271400 | 001 | 7000 | CONTR IN AID OF CONST-DEV INST | (4,536,626.39) |
| | | | | (27,650,939.59) |
| 272101 | 001 | 7000 | RESERVE FOR AMORT OF CIAC:PEU | 4,282,232.65 |
| | | | Total Deferred Credits | (29,707,175.94) |
| | | | Total Equity & Liabilities | (70,558,007.51) |

-

| | 2 | 3 | 4 | 5 | 6 | 7 |
|--|----------------------|----------------------|----------------------|----------------------|----------------------|----------------------|
| | Feb-21 | Mar-21 | Apr-21 | May-21 | Jun-21 | Jul-21 |
| | 4,449.76 | 4,449.76 | 4,449.76 | 4,449.76 | 4,449.76 | 4,449.76 |
| | 505,004.63 | 505,004.63 | 510,178.38 | 510,178.38 | 510,178.38 | 510,178.38 |
| | 505,390.75 | 505,390.75 | 505,390.75 | 505,390.75 | 505,390.75 | 505,390.75 |
| | - | - | - | - | - | - |
| | - | - | - | - | - | - |
| | - | - | - | - | - | - |
| | - | - | - | - | - | - |
| | 100,335.00 | 100,335.00 | 100,335.00 | 100,335.00 | 100,335.00 | 100,335.00 |
| | 108,285.50 | 108,285.50 | 108,285.50 | 108,285.50 | 108,285.50 | 108,285.50 |
| | 25,000.00 | 25,000.00 | 25,000.00 | 25,000.00 | 25,000.00 | 25,000.00 |
| | 1,248,465.64 | 1,248,465.64 | 1,253,639.39 | 1,253,639.39 | 1,253,639.39 | 1,253,639.39 |
| | - | - | - | - | - | - |
| | 3,169,859.62 | 3,064,967.79 | 3,064,967.79 | 3,064,967.79 | 3,064,967.79 | 3,064,967.79 |
| | 2,504,707.30 | 2,504,707.30 | 2,504,707.30 | 2,504,707.30 | 2,504,707.30 | 2,504,707.30 |
| | 14,695.12 | 14,695.12 | 14,695.12 | 14,695.12 | 14,695.12 | 14,695.12 |
| | - | - | - | - | - | - |
| | 1,813,556.30 | 1,813,556.30 | 1,813,556.30 | 1,813,556.30 | 1,811,911.44 | 1,811,911.44 |
| | 198,170.65 | 198,170.65 | 246,235.91 | 247,263.19 | 247,263.19 | 247,263.19 |
| | - | - | - | - | - | - |
| | 521,871.85 | 522,505.85 | 537,831.09 | 537,831.09 | 537,831.09 | 537,831.09 |
| | 2,217,612.79 | 2,211,947.13 | 2,211,947.13 | 2,211,947.13 | 2,211,947.13 | 2,210,735.05 |
| | 363,115.33 | 371,505.33 | 371,505.33 | 376,600.04 | 376,600.04 | 369,695.71 |
| | 671,298.74 | 671,298.74 | 671,298.74 | 671,298.74 | 671,298.74 | 671,298.74 |
| | 11,474,887.70 | 11,373,354.21 | 11,436,744.71 | 11,442,866.70 | 11,441,221.84 | 11,433,105.43 |
| | 833,936.19 | 833,936.19 | 833,936.19 | 833,936.19 | 833,936.19 | 833,936.19 |
| | 1,702,245.16 | 1,702,245.16 | 1,702,245.16 | 1,702,245.16 | 1,702,245.16 | 1,702,245.16 |
| | 328,822.17 | 324,971.68 | 324,971.68 | 328,026.58 | 334,141.48 | 335,586.04 |
| | 18,636.91 | 18,636.91 | 18,636.91 | 18,636.91 | 18,636.91 | 18,636.91 |
| | 30,123.05 | 30,123.05 | 30,123.05 | 30,123.05 | 31,796.22 | 31,796.22 |
| | 4,175.71 | 4,175.71 | 4,175.71 | 4,175.71 | 4,175.71 | 4,175.71 |
| | 830,111.29 | 830,111.29 | 830,111.29 | 830,111.29 | 830,111.29 | 830,111.29 |
| | - | - | - | - | - | - |
| | 1,755,339.21 | 1,770,158.49 | 1,790,386.10 | 1,795,228.59 | 1,809,852.06 | 1,809,852.06 |
| | 17,123.56 | 17,123.56 | 17,123.56 | 17,123.56 | 17,123.56 | 17,123.56 |
| | 5,520,513.25 | 5,531,482.04 | 5,551,709.65 | 5,559,607.04 | 5,582,018.58 | 5,583,463.14 |
| | 2,167,316.06 | 2,153,207.36 | 2,153,207.36 | 2,153,207.36 | 2,153,207.36 | 2,153,207.36 |
| | 294,649.02 | 294,649.02 | 294,649.02 | 294,649.02 | 294,649.02 | 294,649.02 |
| | 1,354,366.35 | 1,354,366.35 | 1,354,366.35 | 1,354,366.35 | 1,354,366.35 | 1,354,366.35 |
| | 5,826.93 | 5,826.93 | 5,826.93 | 5,826.93 | 5,826.93 | 5,826.93 |
| | - | - | - | - | - | - |
| | 18,360,644.21 | 18,360,644.21 | 18,360,644.21 | 18,360,784.58 | 18,360,784.58 | 18,360,784.58 |
| | 3,027,863.89 | 3,027,863.89 | 3,027,863.89 | 3,027,863.89 | 3,026,783.89 | 3,026,783.89 |
| | 5,161,268.54 | 5,160,328.79 | 5,160,328.79 | 5,160,328.79 | 5,160,328.79 | 5,160,328.79 |
| | 11,246,016.99 | 11,246,016.99 | 11,246,016.99 | 11,246,016.99 | 11,246,016.99 | 11,246,016.99 |
| | 956,971.89 | 956,971.89 | 956,971.89 | 956,971.89 | 956,971.89 | 956,971.89 |
| | 622,095.25 | 622,095.25 | 622,095.25 | 622,095.25 | 622,095.25 | 622,095.25 |

| | | | | | |
|----------------------|----------------------|----------------------|----------------------|----------------------|----------------------|
| 48,472.79 | 48,472.79 | 48,472.79 | 48,472.79 | 48,472.79 | 48,472.79 |
| 39,803.46 | 39,803.46 | 39,803.46 | 39,803.46 | 42,215.48 | 42,215.48 |
| 169,870.00 | 169,870.00 | 169,870.00 | 169,870.00 | 169,870.00 | 169,870.00 |
| 528,938.80 | 542,390.99 | 542,390.99 | 542,390.99 | 542,390.99 | 542,390.99 |
| 335,700.78 | 335,700.78 | 335,700.78 | 335,700.78 | 335,700.78 | 335,700.78 |
| 149,726.91 | 149,726.91 | 149,726.91 | 149,726.91 | 149,726.91 | 149,726.91 |
| 5,403,510.24 | 5,403,510.24 | 5,403,510.24 | 5,403,510.24 | 5,409,851.19 | 5,409,851.19 |
| 98,000.00 | 98,000.00 | 98,000.00 | 98,000.00 | 98,000.00 | 98,000.00 |
| 85,379.57 | 85,379.57 | 85,379.57 | 85,379.57 | 85,379.57 | 85,379.57 |
| 2,181,166.84 | 2,181,166.84 | 2,181,166.84 | 2,185,450.84 | 2,185,450.84 | 2,196,125.52 |
| 1,514,121.97 | 1,514,121.97 | 1,514,368.43 | 1,514,368.43 | 1,517,965.03 | 1,517,965.03 |
| 3,462,284.98 | 3,471,053.18 | 3,475,935.11 | 3,479,747.51 | 3,496,428.00 | 3,502,017.91 |
| 1,502,738.02 | 1,552,299.13 | 1,558,587.54 | 1,584,589.72 | 1,615,410.95 | 1,622,860.72 |
| 1,292,370.04 | 1,293,277.06 | 1,295,351.33 | 1,297,615.92 | 1,298,659.15 | 1,300,340.93 |
| 807,104.47 | 808,427.95 | 809,401.91 | 810,763.69 | 808,977.97 | 810,142.66 |
| 618,135.76 | 618,135.76 | 618,135.76 | 618,135.76 | 618,135.76 | 618,135.76 |
| 4,605.74 | 4,605.74 | 4,605.74 | 4,605.74 | 4,605.74 | 4,605.74 |
| 1,144,734.29 | 1,144,734.29 | 1,144,734.29 | 1,144,734.29 | 1,144,734.29 | 1,144,734.29 |
| 89,767.42 | 88,913.08 | 88,913.08 | 88,913.08 | 88,913.08 | 88,913.08 |
| (8,708,682.94) | (8,708,682.94) | (8,708,682.94) | (8,708,682.94) | (8,708,682.94) | (8,708,682.94) |
| (7,940.20) | (7,940.20) | (7,940.20) | (7,940.20) | (7,940.20) | (7,940.20) |
| (185,750.00) | (185,750.00) | (185,750.00) | (185,750.00) | (185,750.00) | (185,750.00) |
| (230,800.00) | (230,800.00) | (230,800.00) | (230,800.00) | (230,800.00) | (230,800.00) |
| (276,666.67) | (276,666.67) | (276,666.67) | (276,666.67) | (276,666.67) | (276,666.67) |
| (331,666.66) | (331,666.66) | (331,666.66) | (331,666.66) | (331,666.66) | (331,666.66) |
| 4,244,612.72 | 4,258,778.12 | 4,272,943.53 | 4,287,108.94 | 4,301,274.34 | 4,315,439.75 |
| 3,179.54 | 3,189.13 | 3,198.72 | 3,208.31 | 3,217.90 | 3,227.49 |
| 112,766.99 | 113,241.64 | 113,716.29 | 114,190.94 | 114,665.59 | 115,140.24 |
| 129,266.02 | 129,795.61 | 130,325.21 | 130,854.80 | 131,384.40 | 131,913.99 |
| 177,713.05 | 178,184.37 | 178,655.69 | 179,127.00 | 179,598.32 | 180,069.63 |
| 214,225.55 | 214,773.89 | 215,322.22 | 215,870.55 | 216,418.88 | 216,967.21 |
| 57,813,708.61 | 57,888,016.71 | 57,918,680.64 | 57,972,744.84 | 58,046,972.53 | 58,089,732.24 |
| 2,688.66 | 2,688.66 | 2,688.66 | 2,688.66 | 2,688.66 | 2,688.66 |
| 72,937.34 | 72,937.34 | 72,937.34 | 72,937.34 | 72,937.34 | 72,937.34 |
| 9,592.29 | 9,592.29 | 9,592.29 | 9,592.29 | 9,592.29 | 9,592.29 |
| - | - | - | - | - | - |
| 600,217.32 | 597,095.24 | 602,009.23 | 602,060.62 | 602,060.62 | 602,060.62 |
| 92,317.22 | 92,317.22 | 92,317.22 | 92,317.22 | 73,467.71 | 73,467.71 |
| 10,364.16 | 10,364.16 | 10,364.16 | 10,364.16 | 10,364.16 | 10,364.16 |
| 788,116.99 | 784,994.91 | 789,908.90 | 789,960.29 | 771,110.78 | 771,110.78 |
| 386,400.05 | 386,400.05 | 386,400.05 | 386,400.05 | 386,400.05 | 386,400.05 |
| - | - | - | - | - | - |
| - | - | - | - | - | - |
| - | - | - | - | - | - |
| 21,445.54 | 21,445.54 | 21,445.54 | 21,445.54 | 21,445.54 | 21,445.54 |
| 48,432.05 | 48,432.05 | 48,432.05 | 48,432.05 | 48,432.05 | 48,432.05 |
| - | - | - | - | - | - |
| - | - | - | - | - | - |
| 456,277.64 | 456,277.64 | 456,277.64 | 456,277.64 | 456,277.64 | 456,277.64 |
| 77,301,969.83 | 77,282,591.15 | 77,406,960.93 | 77,475,095.90 | 77,551,240.76 | 77,587,328.62 |
| - | - | - | - | - | - |

| | | | | | |
|------------------------|------------------------|------------------------|------------------------|------------------------|------------------------|
| (20,566,947.62) | (20,668,494.59) | (20,808,247.78) | (20,948,098.88) | (21,047,783.62) | (21,183,931.35) |
| 1,642,896.90 | 1,646,218.57 | 1,668,323.91 | 1,669,695.29 | 1,670,326.98 | 1,671,206.02 |
| 2,258,861.02 | 2,356,208.94 | 2,356,208.94 | 2,356,208.94 | 2,370,586.31 | 2,379,937.47 |
| - | - | - | - | - | - |
| (16,665,189.70) | (16,666,067.08) | (16,783,714.93) | (16,922,194.65) | (17,006,870.33) | (17,132,787.86) |
| 60,636,780.13 | 60,616,524.07 | 60,623,246.00 | 60,552,901.25 | 60,544,370.43 | 60,454,540.76 |
| 410,406.51 | 402,016.51 | 402,914.49 | 419,495.31 | 436,093.36 | 439,242.24 |
| 24,076.42 | 90,599.26 | (426.37) | 6,806.77 | 39,650.01 | 48,225.54 |
| 61,071,263.06 | 61,109,139.84 | 61,025,734.12 | 60,979,203.33 | 61,020,113.80 | 60,942,008.54 |
| - | - | - | - | - | - |
| 900.00 | 900.00 | 900.00 | 900.00 | 900.00 | 900.00 |
| 189,140.90 | 188,390.92 | 184,322.32 | 201,661.79 | 243,797.07 | 265,903.51 |
| 325,531.12 | 344,153.51 | 360,678.22 | 407,617.00 | 496,647.81 | 561,602.35 |
| (1,155,683.45) | (1,246,339.74) | (1,453,149.09) | (1,532,022.04) | (1,495,081.14) | (1,552,069.86) |
| (142,397.92) | 415,079.79 | 271,222.72 | 346,044.15 | 22,744.29 | 167,215.85 |
| 159,993.71 | 141,644.80 | 173,532.24 | 202,636.49 | 142,757.65 | 173,202.98 |
| 164,612.50 | 182,024.24 | 195,028.00 | 211,073.16 | 231,327.53 | 249,174.27 |
| 39,170.00 | 39,170.00 | 39,170.00 | 39,170.00 | 39,170.00 | 39,170.00 |
| 656,862.05 | 511,968.82 | 603,362.87 | 589,674.81 | 556,572.55 | 757,983.01 |
| 106,799.75 | 90,222.44 | 93,943.42 | 121,017.00 | 97,103.08 | 101,742.77 |
| (2,000.00) | (2,000.00) | (1,999.29) | (1,999.29) | (2,000.00) | (2,000.00) |
| - | - | - | - | - | - |
| 761,661.80 | 600,191.26 | 695,307.00 | 708,692.52 | 651,675.63 | 857,725.78 |
| 556,646.00 | 599,630.00 | 525,003.00 | 672,627.00 | 863,356.00 | 703,129.00 |
| - | - | - | - | - | - |
| - | - | - | - | - | - |
| 285.35 | 285.35 | 285.35 | 285.35 | 285.35 | 285.35 |
| 556,931.35 | 599,915.35 | 525,288.35 | 672,912.35 | 863,641.35 | 703,414.35 |
| - | - | - | - | - | - |
| - | - | - | - | - | - |
| - | - | - | - | - | - |
| 22,874.81 | 24,140.36 | 23,618.50 | 24,862.54 | 26,106.58 | 27,350.62 |
| - | - | - | - | - | - |
| 8,722.64 | 5,587.47 | 21,560.30 | 17,550.13 | 14,030.00 | 13,020.87 |
| 71,224.02 | - | - | - | 234,350.84 | 156,233.89 |
| (34,781.61) | (34,781.61) | (34,781.61) | (34,781.61) | (34,781.61) | (34,781.61) |
| 68,039.86 | (5,053.78) | 10,397.19 | 7,631.06 | 239,705.81 | 161,823.77 |
| 967,899.87 | 1,260,076.35 | 1,002,696.95 | 1,266,316.48 | 1,437,286.00 | 1,628,063.00 |
| - | - | - | - | - | - |

| | | | | | |
|---------------------|---------------------|---------------------|---------------------|---------------------|---------------------|
| - | - | - | - | - | - |
| - | - | - | - | - | - |
| 7,110,499.17 | 7,091,670.43 | 7,072,841.68 | 7,054,012.94 | 7,035,184.11 | 7,016,355.37 |
| - | - | - | - | - | - |
| - | - | - | - | - | - |
| - | - | - | - | - | - |
| - | - | - | - | - | - |
| - | - | - | - | - | - |
| - | - | - | - | - | - |
| - | - | - | - | - | - |
| - | - | - | - | - | - |
| - | - | - | - | - | - |
| 6,837.59 | 6,837.59 | 6,837.59 | 6,837.59 | 6,837.59 | 6,837.59 |
| - | - | - | - | - | - |
| 4,361.98 | 4,341.01 | 4,320.04 | 4,299.07 | 4,278.10 | 4,257.13 |
| - | - | - | - | - | - |
| - | - | - | - | - | - |
| - | - | - | - | - | - |
| - | - | - | - | - | - |
| - | - | - | - | - | - |
| - | - | - | - | - | - |
| - | - | - | - | - | - |
| - | - | - | - | - | - |
| - | - | - | - | - | - |
| 1,292.39 | 1,269.73 | 1,247.07 | 1,224.41 | 1,201.75 | 1,179.09 |
| 17,381.84 | 17,181.90 | 16,981.95 | 16,782.00 | 16,582.06 | 16,382.12 |
| 16,534.98 | 16,465.22 | 16,395.46 | 16,325.70 | 16,255.94 | 16,186.18 |
| - | - | - | - | - | - |
| - | - | - | - | - | - |
| - | - | - | - | - | - |
| - | - | - | - | - | - |
| 68,242.90 | 69,722.90 | 74,367.90 | 78,203.84 | 69,853.84 | 78,578.09 |
| - | - | - | - | - | - |
| 496,929.46 | 493,098.33 | 489,267.23 | 485,436.14 | 481,605.01 | 477,773.89 |
| 22,877.37 | 22,601.61 | 22,325.85 | 22,050.09 | 21,774.33 | 21,498.57 |
| - | - | - | - | - | - |
| - | - | - | - | - | - |
| 41,512.07 | 41,011.68 | 40,511.29 | 40,010.90 | 39,510.51 | 39,010.12 |
| 918.56 | 907.50 | 896.43 | 885.37 | 874.30 | 863.24 |
| 3,308.80 | 3,308.80 | 3,308.80 | 3,308.80 | 3,308.80 | 3,308.80 |
| 1,997.24 | 1,968.68 | 1,940.16 | 1,911.65 | 1,883.09 | 1,854.55 |
| 181,781.09 | 181,781.09 | 212,825.39 | 212,825.39 | 212,825.39 | 212,825.39 |
| - | - | - | - | - | - |
| 7,974,475.44 | 7,952,166.47 | 7,964,066.84 | 7,944,113.89 | 7,911,974.82 | 7,896,910.13 |
| - | - | - | - | - | - |
| - | - | - | - | - | - |
| 223,441.58 | 221,663.41 | 219,885.24 | 218,107.07 | 218,348.15 | 217,174.33 |

| | | | | | |
|------------------------|------------------------|------------------------|------------------------|------------------------|------------------------|
| 8,197,917.02 | 8,173,829.88 | 8,183,952.08 | 8,162,220.96 | 8,130,322.97 | 8,114,084.46 |
| 70,237,079.95 | 70,543,046.07 | 70,212,383.15 | 70,407,740.77 | 70,587,722.77 | 70,684,156.00 |
| (100.00) | (100.00) | (100.00) | (100.00) | (100.00) | (100.00) |
| (10,729,278.88) | (10,729,278.88) | (10,729,278.88) | (10,729,278.88) | (10,729,278.88) | (10,729,278.88) |
| - | - | - | - | - | - |
| 243,835.80 | 213,589.80 | 223,645.80 | 229,896.00 | 215,698.80 | 229,258.80 |
| (10,485,543.08) | (10,515,789.08) | (10,505,733.08) | (10,499,482.88) | (10,513,680.08) | (10,500,120.08) |
| 2,517,637.52 | 2,517,637.52 | 2,517,637.52 | 2,517,637.52 | 2,517,637.52 | 2,517,637.52 |
| 199,237.21 | 244,583.42 | 312,287.83 | 283,460.90 | 168,398.12 | 102,191.54 |
| (7,768,668.35) | (7,753,568.14) | (7,675,807.73) | (7,698,384.46) | (7,827,644.44) | (7,880,291.02) |
| - | - | - | - | - | - |
| (48,125.00) | (46,681.25) | (45,237.50) | (43,793.75) | (42,350.00) | (40,906.25) |
| (173,938.25) | (171,180.65) | (168,415.03) | (165,641.37) | (162,859.66) | (160,069.86) |
| (288,375.00) | (285,799.00) | (283,216.00) | (280,627.00) | (278,032.00) | (275,430.00) |
| (1,005,509.34) | (998,048.50) | (990,569.84) | (983,073.34) | (975,558.95) | (968,026.62) |
| (86,250.38) | (85,217.38) | (84,184.38) | (83,152.38) | (82,120.38) | (81,088.38) |
| (131,694.74) | (131,027.38) | (130,355.83) | (129,680.10) | (129,000.12) | (128,315.94) |
| (208,352.00) | (207,511.00) | (206,664.00) | (205,812.00) | (204,954.00) | (204,091.00) |
| (260,767.73) | (259,196.06) | (257,620.83) | (256,042.03) | (254,459.66) | (252,873.70) |
| (2,265,171.81) | (2,208,555.16) | (2,208,555.16) | (2,206,495.45) | (2,149,857.63) | (2,149,857.63) |
| (1,127,617.85) | (1,120,645.36) | (1,113,991.30) | (1,107,204.48) | (1,100,508.52) | (1,093,681.02) |
| (618,757.53) | (615,044.25) | (611,536.52) | (607,943.76) | (604,410.05) | (600,792.05) |
| (289,963.16) | (288,457.67) | (286,948.76) | (285,436.44) | (283,920.69) | (282,401.50) |
| (297,573.99) | (296,157.36) | (294,737.52) | (293,314.46) | (291,888.18) | (290,458.66) |
| (319,941.90) | (318,374.09) | (316,802.85) | (315,228.19) | (313,650.10) | (312,068.57) |
| (787,740.48) | (783,986.95) | (780,225.24) | (776,455.34) | (772,677.21) | (768,890.85) |
| (437,396.46) | (435,273.56) | (433,146.30) | (431,014.67) | (428,878.67) | (426,738.28) |
| (521,040.96) | (519,382.77) | (517,930.35) | (516,401.30) | (514,936.30) | (513,395.03) |
| (311,779.70) | (310,307.70) | (308,832.70) | (307,354.70) | (305,872.70) | (304,387.70) |
| (1,088,088.94) | (1,084,864.17) | (1,082,008.57) | (1,079,016.41) | (1,076,139.66) | (1,073,126.96) |
| (1,215,079.15) | (1,209,518.01) | (1,203,947.79) | (1,198,368.47) | (1,192,780.04) | (1,187,182.48) |
| (836,125.91) | (833,768.70) | (831,738.22) | (829,587.71) | (827,539.84) | (825,372.43) |
| (476,173.75) | (475,168.70) | (474,161.35) | (473,151.70) | (472,139.75) | (471,125.49) |
| (2,148,827.86) | (2,140,241.82) | (2,131,641.76) | (2,123,027.65) | (2,114,399.47) | (2,105,757.20) |
| (322,673.01) | (321,879.85) | (321,226.37) | (320,522.33) | (319,862.62) | (319,152.52) |
| (216,715.83) | (215,849.90) | (214,982.55) | (214,113.79) | (213,243.61) | (212,372.01) |
| (1,283,426.34) | (1,283,426.34) | (1,283,426.34) | (1,061,830.42) | (1,059,575.89) | (1,057,317.57) |
| (595,728.24) | (595,728.24) | (663,241.94) | (546,249.36) | (544,734.40) | (543,218.50) |
| (2,093,754.65) | (2,250,605.26) | (2,293,331.72) | (1,888,799.50) | (1,883,561.13) | (1,878,319.49) |
| (1,086,678.29) | (1,084,007.79) | (1,081,723.86) | (1,079,299.70) | (1,076,998.01) | (1,074,556.60) |
| (778,050.50) | (776,219.08) | (774,639.43) | (772,968.73) | (771,377.95) | (769,696.43) |
| - | - | - | - | - | - |
| - | - | - | - | - | - |

| | | | | | |
|------------------------|------------------------|------------------------|------------------------|------------------------|------------------------|
| (15,018.10) | (14,534.84) | (14,051.58) | (13,568.32) | (13,085.06) | (12,601.80) |
| (30,705.36) | (30,392.04) | (30,078.72) | (29,765.40) | (29,452.08) | (29,138.76) |
| (67,280.55) | (66,778.46) | (66,276.37) | (65,774.28) | (65,272.19) | (64,770.10) |
| (91,381.09) | (90,795.32) | (90,209.55) | (89,623.78) | (89,038.01) | (88,452.24) |
| - | - | - | - | - | - |
| (57,269.37) | (57,094.77) | (56,920.17) | (56,745.57) | (56,570.97) | (56,396.37) |
| - | - | - | (201,905.18) | (201,331.59) | (200,758.00) |
| - | - | - | (104,339.42) | (104,043.00) | (103,746.58) |
| - | - | - | (360,780.68) | (359,755.73) | (358,730.78) |
| (21,582,973.22) | (21,611,719.38) | (21,652,576.40) | (21,504,109.16) | (21,366,835.82) | (21,285,265.35) |
| - | - | - | - | - | - |
| (1,171,304.54) | (1,171,304.54) | (1,171,304.54) | (1,171,304.54) | (1,171,304.54) | (1,171,304.54) |
| (17,325.00) | (17,325.00) | (17,325.00) | (17,325.00) | (17,325.00) | (17,325.00) |
| (32,474.39) | (32,568.78) | (32,663.45) | (32,758.40) | (32,853.62) | (32,949.11) |
| (30,425.00) | (30,500.00) | (30,576.00) | (30,651.00) | (30,726.00) | (30,802.00) |
| (88,156.54) | (88,366.94) | (88,577.85) | (88,789.26) | (89,001.17) | (89,213.59) |
| (12,406.00) | (12,405.00) | (12,404.00) | (12,402.00) | (12,400.00) | (12,398.00) |
| (7,684.38) | (7,734.03) | (7,783.79) | (7,833.67) | (7,883.61) | (7,933.67) |
| (9,667.00) | (9,732.00) | (9,798.00) | (9,864.00) | (9,930.00) | (9,996.00) |
| (18,585.06) | (18,627.19) | (18,669.41) | (18,711.72) | (18,754.12) | (18,796.63) |
| (230,277.91) | (230,277.91) | (230,277.91) | (232,337.62) | (232,337.62) | (232,337.62) |
| (78,822.75) | (79,044.68) | (79,291.08) | (79,530.27) | (79,778.18) | (80,018.85) |
| (41,477.78) | (41,614.89) | (41,767.19) | (41,915.12) | (42,068.52) | (42,217.51) |
| (17,802.51) | (17,842.86) | (17,883.31) | (17,923.84) | (17,964.47) | (18,005.19) |
| (16,751.69) | (16,789.67) | (16,827.73) | (16,865.88) | (16,904.11) | (16,942.43) |
| (18,549.89) | (18,590.32) | (18,630.86) | (18,671.48) | (18,712.18) | (18,752.97) |
| (44,410.51) | (44,507.33) | (44,604.35) | (44,701.58) | (44,799.03) | (44,896.69) |
| (25,138.05) | (25,189.67) | (25,241.39) | (25,293.22) | (25,345.14) | (25,397.17) |
| (17,378.58) | (17,444.82) | (17,518.42) | (17,589.96) | (17,664.18) | (17,736.31) |
| (17,433.00) | (17,468.00) | (17,503.00) | (17,538.00) | (17,575.00) | (17,612.00) |
| (34,234.20) | (34,346.04) | (34,470.26) | (34,590.91) | (34,716.02) | (34,837.52) |
| (66,030.58) | (66,138.43) | (66,246.45) | (66,354.65) | (66,463.02) | (66,571.57) |
| (24,393.71) | (24,485.35) | (24,587.19) | (24,686.15) | (24,788.83) | (24,888.60) |
| (11,882.76) | (11,910.05) | (11,937.38) | (11,964.75) | (11,992.16) | (12,019.62) |
| (101,946.88) | (102,113.40) | (102,280.18) | (102,447.24) | (102,614.57) | (102,782.17) |
| (7,904.45) | (7,937.22) | (7,973.65) | (8,009.07) | (8,045.83) | (8,081.57) |
| (10,281.67) | (10,298.46) | (10,315.29) | (10,332.14) | (10,349.02) | (10,365.92) |
| - | - | - | (15,675.61) | (17,930.14) | (20,188.46) |
| - | - | - | (10,578.22) | (12,093.18) | (13,609.08) |
| - | - | - | (36,576.89) | (41,815.26) | (47,056.90) |
| (27,557.36) | (27,651.24) | (27,755.53) | (27,856.84) | (27,961.90) | (28,063.97) |
| (19,070.92) | (19,129.95) | (19,195.52) | (19,259.19) | (19,325.19) | (19,389.29) |
| - | - | - | - | - | - |
| - | - | - | - | - | - |
| (5,799.12) | (5,799.12) | (5,799.12) | (5,799.12) | (5,799.12) | (5,799.12) |
| (3,759.84) | (3,759.84) | (3,759.84) | (3,759.84) | (3,759.84) | (3,759.84) |
| (6,025.08) | (6,025.08) | (6,025.08) | (6,025.08) | (6,025.08) | (6,025.08) |
| (7,029.24) | (7,029.24) | (7,029.24) | (7,029.24) | (7,029.24) | (7,029.24) |
| (2,095.20) | (2,095.20) | (2,095.20) | (2,095.20) | (2,095.20) | (2,095.20) |
| - | - | - | (4,015.13) | (4,588.72) | (5,162.31) |
| - | - | - | (2,074.94) | (2,371.36) | (2,667.78) |
| - | - | - | (7,174.65) | (8,199.60) | (9,224.55) |
| (2,224,081.59) | (2,226,052.25) | (2,228,117.21) | (2,308,311.42) | (2,321,289.77) | (2,334,253.07) |

| | | | | | |
|------------------------|------------------------|------------------------|------------------------|------------------------|------------------------|
| - | - | - | - | - | - |
| (196,071.04) | (239,222.09) | (74,011.49) | (88,170.93) | (126,712.62) | (164,220.80) |
| (728.00) | (7,754.06) | - | - | (448.00) | (756.00) |
| (20,722.52) | (41,451.83) | (3,236.20) | (6,288.41) | (62,425.92) | (37,362.14) |
| - | - | - | - | (24,000.00) | (24,000.00) |
| (64,368.79) | (64,368.79) | (64,368.79) | (64,368.79) | (64,368.79) | (64,368.79) |
| (67,626.63) | (68,783.63) | (68,783.63) | (68,783.63) | (73,353.63) | (84,865.63) |
| (20,591.34) | (13,093.01) | (75,655.98) | (169,105.95) | - | - |
| - | - | - | - | - | - |
| - | - | - | - | - | - |
| (66,435.52) | (45,221.98) | (60,966.46) | (37,454.74) | (12,040.84) | (24,481.20) |
| (254,001.76) | (266,971.56) | (253,096.21) | (338,338.03) | (323,216.61) | (210,002.96) |
| (158,454.51) | (159,442.59) | (155,969.92) | (124,083.05) | (104,735.26) | (76,691.99) |
| (849,000.11) | (906,309.54) | (756,088.68) | (896,593.53) | (791,301.67) | (686,749.51) |
| - | - | - | - | - | - |
| - | - | - | - | - | - |
| - | - | - | - | - | - |
| - | - | - | - | - | - |
| (1,566,825.33) | (1,563,645.04) | (1,560,456.27) | (1,557,259.00) | (1,554,053.20) | (1,550,838.85) |
| (1,065,783.94) | (1,063,620.65) | (1,061,451.59) | (1,059,276.75) | (1,057,096.11) | (1,054,909.65) |
| (37,510.12) | (37,610.15) | (37,710.44) | (37,811.00) | (37,911.83) | (38,012.93) |
| (25,515.09) | (25,583.13) | (25,651.35) | (25,719.75) | (25,788.33) | (25,857.10) |
| - | - | - | - | - | - |
| - | - | - | - | - | - |
| - | - | 4,591.54 | 4,592.50 | 4,593.46 | 4,594.42 |
| 0.23 | 0.41 | 0.61 | 1.08 | 2.08 | 3.94 |
| 283,659.03 | 68,279.20 | (183,644.97) | (390,862.93) | (704,853.35) | (904,300.37) |
| 872.79 | 872.79 | 1,085.89 | 3,408.25 | 6,233.51 | 11,638.36 |
| (5,518,543.91) | (5,605,040.45) | (5,244,916.10) | (5,178,071.37) | (5,168,936.14) | (5,220,341.58) |
| (11,002,728.04) | (11,358,708.81) | (11,092,358.57) | (11,445,903.92) | (11,650,401.35) | (11,799,026.34) |
| (406,393.00) | (355,983.00) | (372,743.00) | (383,160.00) | (359,498.00) | (382,098.00) |
| - | - | - | - | - | - |
| - | - | - | - | - | - |
| - | - | - | - | - | - |
| (4,450,837.00) | (4,450,837.00) | (4,450,837.00) | (4,450,837.00) | (4,450,837.00) | (4,450,837.00) |
| 162,557.20 | 142,393.20 | 149,097.20 | 153,264.00 | 143,799.20 | 152,839.20 |
| (1,620,743.00) | (1,620,743.00) | (1,620,743.00) | (1,620,743.00) | (1,620,743.00) | (1,620,743.00) |
| (21,413,286.71) | (21,422,054.91) | (21,426,936.84) | (21,430,749.24) | (21,456,182.70) | (21,461,772.61) |
| (92,245.15) | (92,245.15) | (92,245.15) | (92,245.15) | (97,173.35) | (97,173.35) |
| (137,116.56) | (137,116.56) | (137,116.56) | (137,116.56) | (145,991.15) | (145,991.15) |
| (17,489.44) | (17,489.44) | (17,489.44) | (17,489.44) | (18,358.33) | (18,358.33) |
| (600,000.00) | (600,000.00) | (600,000.00) | (600,000.00) | (600,000.00) | (600,000.00) |
| (603,000.00) | (603,000.00) | (603,000.00) | (603,000.00) | (603,000.00) | (603,000.00) |
| (15,400.00) | (15,400.00) | (15,400.00) | (15,400.00) | (15,400.00) | (15,400.00) |
| (84,300.00) | (84,300.00) | (84,300.00) | (84,300.00) | (84,300.00) | (84,300.00) |
| (150,367.50) | (150,367.50) | (150,367.50) | (150,367.50) | (150,367.50) | (150,367.50) |
| (19,200.00) | (19,200.00) | (19,200.00) | (19,200.00) | (19,200.00) | (19,200.00) |

| | | | | | |
|------------------------|------------------------|------------------------|------------------------|------------------------|------------------------|
| (46,000.00) | (46,000.00) | (46,000.00) | (46,000.00) | (46,000.00) | (46,000.00) |
| (18,900.00) | (18,900.00) | (18,900.00) | (18,900.00) | (18,900.00) | (18,900.00) |
| (36,000.00) | (36,000.00) | (36,000.00) | (36,000.00) | (36,000.00) | (36,000.00) |
| (20,690.39) | (20,690.39) | (20,690.39) | (20,690.39) | (20,690.39) | (20,690.39) |
| (32,805.00) | (32,805.00) | (32,805.00) | (32,805.00) | (32,805.00) | (32,805.00) |
| (68,650.00) | (68,650.00) | (68,650.00) | (68,650.00) | (68,650.00) | (68,650.00) |
| (4,536,626.39) | (4,536,626.39) | (4,536,626.39) | (4,536,626.39) | (4,536,626.39) | (4,536,626.39) |
| (27,892,077.14) | (27,900,845.34) | (27,905,727.27) | (27,909,539.67) | (27,949,644.81) | (27,955,234.72) |
| 4,324,782.60 | 4,366,965.40 | 4,409,312.62 | 4,451,672.44 | 4,494,082.45 | 4,536,500.23 |
| (29,882,710.34) | (29,819,049.74) | (29,791,640.45) | (29,759,343.23) | (29,742,841.16) | (29,719,573.29) |
| (70,237,079.95) | (70,543,046.07) | (70,212,383.15) | (70,407,740.77) | (70,587,722.77) | (70,684,156.00) |
| - | - | - | - | - | - |

| | 8 | 9 | 10 | 11 | 12 |
|--|----------------------|----------------------|----------------------|----------------------|----------------------|
| | Aug-21 | Sep-21 | Oct-21 | Nov-21 | Dec-21 |
| | 4,449.76 | 4,449.76 | 4,449.76 | 4,449.76 | 4,449.76 |
| | 510,178.38 | 510,178.38 | 510,178.38 | 510,178.38 | 510,178.38 |
| | 505,390.75 | 505,390.75 | 505,390.75 | 505,390.75 | 505,390.75 |
| | - | - | - | - | - |
| | - | - | - | - | - |
| | - | - | - | - | - |
| | - | - | - | - | - |
| | 100,335.00 | 100,335.00 | 100,335.00 | 100,335.00 | 100,335.00 |
| | 108,285.50 | 108,285.50 | 108,285.50 | 108,285.50 | 108,285.50 |
| | 25,000.00 | 25,000.00 | 25,000.00 | 25,000.00 | 25,000.00 |
| | 1,253,639.39 | 1,253,639.39 | 1,253,639.39 | 1,253,639.39 | 1,253,639.39 |
| | - | - | - | - | - |
| | 3,064,967.79 | 3,064,967.79 | 3,064,967.79 | 3,064,967.79 | 3,064,967.79 |
| | 2,504,707.30 | 2,504,707.30 | 2,504,707.30 | 2,504,707.30 | 2,504,707.30 |
| | 14,695.12 | 14,695.12 | 14,695.12 | 14,695.12 | 14,695.12 |
| | - | - | - | - | - |
| | 1,811,911.44 | 1,811,911.44 | 1,811,911.44 | 1,811,911.44 | 1,891,881.97 |
| | 247,263.19 | 247,263.19 | 247,263.19 | 247,263.19 | 247,354.68 |
| | - | - | - | - | - |
| | 537,831.09 | 537,831.09 | 537,831.09 | 537,831.09 | 537,831.09 |
| | 2,210,735.05 | 2,210,735.05 | 2,210,735.05 | 2,210,735.05 | 2,210,735.05 |
| | 369,695.71 | 369,695.71 | 371,215.92 | 371,215.92 | 367,324.68 |
| | 671,298.74 | 671,298.74 | 671,298.74 | 671,298.74 | 671,298.74 |
| | 11,433,105.43 | 11,433,105.43 | 11,434,625.64 | 11,434,625.64 | 11,510,796.42 |
| | 833,936.19 | 833,936.19 | 833,936.19 | 833,936.19 | 833,936.19 |
| | 1,702,245.16 | 1,702,245.16 | 1,702,245.16 | 1,703,411.11 | 1,701,070.32 |
| | 335,586.04 | 337,620.94 | 337,620.94 | 337,620.94 | 334,442.46 |
| | 18,636.91 | 18,636.91 | 18,636.91 | 18,636.91 | 18,636.91 |
| | 31,796.22 | 31,796.22 | 31,796.22 | 31,796.22 | 27,430.23 |
| | 4,175.71 | 4,175.71 | 4,175.71 | 4,175.71 | 4,175.71 |
| | 830,111.29 | 830,111.29 | 830,111.29 | 830,111.29 | 830,111.29 |
| | - | - | - | - | - |
| | 1,809,852.06 | 1,809,852.06 | 1,809,852.06 | 1,809,852.06 | 1,848,969.29 |
| | 17,123.56 | 17,123.56 | 17,123.56 | 17,123.56 | 17,123.56 |
| | 5,583,463.14 | 5,585,498.04 | 5,585,498.04 | 5,586,663.99 | 5,615,895.96 |
| | 2,153,207.36 | 2,153,207.36 | 2,153,207.36 | 2,153,207.36 | 2,153,207.36 |
| | 294,649.02 | 294,649.02 | 294,649.02 | 294,649.02 | 394,999.52 |
| | 1,354,366.35 | 1,354,366.35 | 1,354,366.35 | 1,354,366.35 | 1,354,366.35 |
| | 5,826.93 | 5,826.93 | 5,826.93 | 5,826.93 | 5,826.93 |
| | - | - | - | - | - |
| | 18,360,784.58 | 18,360,784.58 | 18,360,784.58 | 18,360,784.58 | 18,360,011.86 |
| | 3,026,783.89 | 3,026,783.89 | 3,026,783.89 | 3,026,783.89 | 3,026,783.89 |
| | 5,160,328.79 | 5,160,328.79 | 5,160,328.79 | 5,160,328.79 | 5,160,328.79 |
| | 11,246,016.99 | 11,246,016.99 | 11,246,016.99 | 11,246,016.99 | 11,246,016.99 |
| | 956,971.89 | 956,971.89 | 956,971.89 | 956,971.89 | 956,971.89 |
| | 622,095.25 | 622,095.25 | 622,095.25 | 622,095.25 | 622,095.25 |

| | | | | |
|----------------------|----------------------|----------------------|----------------------|----------------------|
| 48,472.79 | 48,472.79 | 48,472.79 | 48,472.79 | 48,472.79 |
| 44,669.08 | 44,669.08 | 44,669.08 | 44,669.08 | 114,959.86 |
| 169,870.00 | 169,870.00 | 169,870.00 | 169,870.00 | 246,383.64 |
| 544,179.70 | 543,406.98 | 543,406.98 | 543,406.98 | 516,823.26 |
| 335,700.78 | 335,700.78 | 335,700.78 | 335,700.78 | 295,788.77 |
| 149,726.91 | 149,726.91 | 149,726.91 | 149,726.91 | 148,112.41 |
| 5,417,440.79 | 5,417,440.79 | 5,417,440.79 | 5,417,440.79 | 5,712,441.26 |
| 98,000.00 | 98,000.00 | 98,000.00 | 98,000.00 | 98,000.00 |
| 85,379.57 | 85,379.57 | 85,379.57 | 85,379.57 | 85,379.57 |
| 2,196,125.52 | 2,196,125.52 | 2,207,621.48 | 2,207,621.48 | 2,209,208.72 |
| 1,517,965.03 | 1,519,445.87 | 1,523,496.56 | 1,523,496.56 | 1,525,668.75 |
| 3,505,697.64 | 3,509,988.30 | 3,514,886.97 | 3,518,620.51 | 3,522,337.16 |
| 1,624,515.36 | 1,631,634.98 | 1,636,602.79 | 1,639,748.94 | 1,643,392.26 |
| 1,301,546.10 | 1,307,745.43 | 1,304,511.09 | 1,308,022.42 | 1,306,511.71 |
| 810,947.99 | 815,080.29 | 813,875.18 | 814,553.83 | 824,065.83 |
| 618,135.76 | 618,135.76 | 618,135.76 | 618,135.76 | 620,312.20 |
| 4,605.74 | 4,605.74 | 4,605.74 | 4,605.74 | 4,605.74 |
| 1,144,734.29 | 1,144,734.29 | 1,144,734.29 | 1,144,734.29 | 1,144,734.29 |
| 88,913.08 | 88,913.08 | 88,913.08 | 88,913.08 | 88,913.08 |
| (8,708,682.94) | (8,708,682.94) | (8,708,682.94) | (8,708,682.94) | (8,706,800.25) |
| (7,940.20) | (7,940.20) | (7,940.20) | (7,940.20) | (7,940.20) |
| (185,750.00) | (185,750.00) | (185,750.00) | (185,750.00) | (185,750.00) |
| (230,800.00) | (230,800.00) | (230,800.00) | (230,800.00) | (230,800.00) |
| (276,666.67) | (276,666.67) | (276,666.67) | (276,666.67) | (276,666.67) |
| (331,666.66) | (331,666.66) | (331,666.66) | (331,666.66) | (331,666.66) |
| 4,329,605.15 | 4,343,770.55 | 4,357,935.96 | 4,372,101.37 | 4,386,266.77 |
| 3,237.08 | 3,246.67 | 3,256.26 | 3,265.85 | 3,275.44 |
| 115,614.89 | 116,089.54 | 116,564.19 | 117,038.84 | 117,513.49 |
| 132,443.59 | 132,973.18 | 133,502.78 | 134,032.37 | 134,561.97 |
| 180,540.95 | 181,012.26 | 181,483.58 | 181,954.89 | 182,426.21 |
| 217,515.54 | 218,063.87 | 218,612.20 | 219,160.53 | 219,708.86 |
| 58,125,107.91 | 58,163,756.81 | 58,200,929.39 | 58,228,197.94 | 58,740,849.09 |
| 2,688.66 | 2,688.66 | 2,688.66 | 2,688.66 | 2,688.66 |
| 72,937.34 | 72,937.34 | 72,937.34 | 72,937.34 | 72,937.34 |
| 9,592.29 | 9,592.29 | 9,592.29 | 9,592.29 | 9,592.29 |
| - | - | - | - | - |
| 602,060.62 | 602,060.62 | 602,060.62 | 602,060.62 | 602,060.62 |
| 73,467.71 | 73,467.71 | 73,467.71 | 73,467.71 | 73,467.71 |
| 10,364.16 | 10,364.16 | 10,364.16 | 10,364.16 | 10,364.16 |
| 771,110.78 | 771,110.78 | 771,110.78 | 771,110.78 | 771,110.78 |
| 386,400.05 | 386,400.05 | 386,400.05 | 386,400.05 | 386,400.05 |
| - | - | - | - | - |
| - | - | - | - | - |
| - | - | - | - | - |
| 21,445.54 | 21,445.54 | 21,445.54 | 21,445.54 | 21,445.54 |
| 48,432.05 | 48,432.05 | 48,432.05 | 48,432.05 | 48,432.05 |
| - | - | - | - | - |
| - | - | - | - | - |
| 456,277.64 | 456,277.64 | 456,277.64 | 456,277.64 | 456,277.64 |
| 77,622,704.29 | 77,663,388.09 | 77,702,080.88 | 77,730,515.38 | 78,348,569.28 |
| - | - | - | - | - |

| | | | | |
|------------------------|------------------------|------------------------|------------------------|------------------------|
| (21,323,662.49) | (21,431,730.04) | (21,568,831.38) | (21,708,933.09) | (21,844,912.52) |
| 1,691,138.67 | 1,691,992.24 | 1,692,832.30 | 1,693,351.99 | 1,700,998.10 |
| 2,379,937.47 | 2,403,591.06 | 2,407,963.98 | 2,407,963.98 | 2,430,308.96 |
| - | - | - | - | - |
| (17,252,586.35) | (17,336,146.74) | (17,468,035.10) | (17,607,617.12) | (17,713,605.46) |
| 60,370,117.94 | 60,327,241.35 | 60,234,045.78 | 60,122,898.26 | 60,634,963.82 |
| 441,400.85 | 527,577.08 | 526,704.21 | 553,966.47 | 424,848.56 |
| 43,382.66 | 52,380.51 | 66,150.30 | 195,984.82 | (230,762.54) |
| 60,854,901.45 | 60,907,198.94 | 60,826,900.29 | 60,872,849.55 | 60,829,049.84 |
| - | - | - | - | - |
| 900.00 | 900.00 | 900.00 | 900.00 | 900.00 |
| 285,088.00 | 308,492.90 | 328,982.04 | 168,895.95 | 178,133.46 |
| 614,449.32 | 674,002.39 | 704,136.80 | 664,034.24 | 677,618.16 |
| (1,621,679.99) | (1,629,825.01) | (1,669,700.92) | (878,174.15) | (945,277.64) |
| 196,786.63 | 99,753.51 | 299,840.24 | (10,673.85) | 478,727.68 |
| 204,401.46 | 141,976.06 | 177,488.27 | 221,709.34 | 159,627.82 |
| 265,810.25 | 283,116.84 | 261,586.03 | 274,311.06 | 287,020.74 |
| 39,170.00 | 39,170.00 | 39,170.00 | 39,170.00 | 39,170.00 |
| 521,326.77 | 484,188.93 | 726,438.66 | 564,787.73 | 495,586.19 |
| 106,419.32 | 110,443.82 | 117,487.10 | 120,587.85 | 336,700.95 |
| (2,000.00) | (2,000.00) | (2,000.00) | (2,000.00) | (3,318.59) |
| - | - | - | - | - |
| 625,746.09 | 592,632.75 | 841,925.76 | 683,375.58 | 828,968.55 |
| 766,015.00 | 850,073.00 | 718,777.00 | 711,469.00 | 739,860.00 |
| - | - | - | - | - |
| - | - | - | - | - |
| 285.35 | 285.35 | 285.35 | 285.35 | 285.35 |
| 766,300.35 | 850,358.35 | 719,062.35 | 711,754.35 | 740,145.35 |
| - | - | - | - | - |
| - | - | - | - | - |
| - | - | - | - | - |
| 28,594.66 | 29,838.66 | 20,148.06 | 10,257.38 | 366.76 |
| - | - | - | - | - |
| 13,806.66 | 12,339.99 | 11,283.32 | 14,175.65 | 8,434.98 |
| 78,116.94 | - | - | 221,563.04 | 258,955.76 |
| (34,781.61) | (34,781.61) | (34,781.61) | (34,781.61) | (34,781.61) |
| 85,736.65 | 7,397.04 | (3,350.23) | 211,214.46 | 232,975.89 |
| 1,462,708.76 | 1,367,974.83 | 1,700,040.34 | 2,086,516.98 | 2,678,010.01 |
| - | - | - | - | - |

| | | | | |
|---------------------|---------------------|---------------------|---------------------|---------------------|
| - | - | - | - | - |
| - | - | - | - | - |
| 6,997,526.62 | 6,978,697.88 | 6,959,869.14 | 6,941,040.30 | 6,922,211.56 |
| - | - | - | - | - |
| - | - | - | - | - |
| - | - | - | - | - |
| - | - | - | - | - |
| - | - | - | - | - |
| - | - | - | - | - |
| - | - | - | - | - |
| - | - | - | - | - |
| - | - | - | - | - |
| 6,837.59 | 6,837.59 | 6,837.59 | 6,837.59 | 6,837.59 |
| - | - | - | - | - |
| 4,236.16 | 4,215.19 | 4,194.22 | 4,173.25 | 4,152.28 |
| - | - | - | - | - |
| - | - | - | - | 12,320.58 |
| - | - | - | - | 2,432.49 |
| - | - | - | - | - |
| - | - | - | - | - |
| - | - | - | - | 4,861.60 |
| - | - | - | - | - |
| - | - | - | - | 7,982.07 |
| - | - | - | - | 116,737.69 |
| - | - | - | - | - |
| 1,156.43 | 1,133.77 | 1,111.11 | 1,088.45 | 1,065.79 |
| 16,182.17 | 15,982.23 | 15,782.28 | 15,582.33 | 15,382.39 |
| 16,116.42 | 16,046.66 | 15,976.90 | 15,907.14 | 15,837.38 |
| - | - | - | - | - |
| - | - | - | - | - |
| - | - | - | - | - |
| - | - | - | - | - |
| 85,040.59 | 91,100.09 | 98,795.84 | 104,439.69 | 105,944.69 |
| - | - | - | - | - |
| 473,942.80 | 470,111.66 | 466,280.56 | 462,449.46 | 458,618.33 |
| 21,222.81 | 20,947.05 | 20,671.29 | 20,395.53 | 20,119.77 |
| - | - | - | - | - |
| - | - | - | - | - |
| 38,509.73 | 38,009.34 | 37,508.95 | 37,008.56 | 36,508.17 |
| 852.17 | 841.11 | 830.04 | 818.98 | 807.91 |
| 3,308.80 | 3,308.80 | 3,308.80 | 3,308.80 | 3,308.80 |
| 1,826.02 | 1,797.46 | 1,768.95 | 1,740.44 | 1,711.88 |
| 212,825.39 | 212,825.39 | 212,825.39 | 212,825.39 | 212,825.39 |
| - | - | - | - | - |
| 7,879,583.70 | 7,861,854.22 | 7,845,761.06 | 7,827,615.91 | 7,949,666.36 |
| - | - | - | - | - |
| - | - | - | - | - |
| 215,748.51 | 217,549.72 | 220,467.62 | 222,730.54 | 229,259.83 |

| | | | | |
|------------------------|------------------------|------------------------|------------------------|------------------------|
| 8,095,332.21 | 8,079,403.94 | 8,066,228.68 | 8,050,346.45 | 8,178,926.19 |
| 70,412,942.42 | 70,354,577.71 | 70,593,169.31 | 71,009,712.98 | 71,685,986.04 |
| (100.00) | (100.00) | (100.00) | (100.00) | (100.00) |
| (10,729,278.88) | (10,729,278.88) | (10,729,278.88) | (10,729,278.88) | (10,729,278.88) |
| - | - | - | - | - |
| 225,561.00 | 200,305.80 | 191,497.20 | 191,328.60 | 173,775.60 |
| (10,503,817.88) | (10,529,073.08) | (10,537,881.68) | (10,538,050.28) | (10,555,603.28) |
| 2,517,637.52 | 2,517,637.52 | 2,517,637.52 | 2,517,637.52 | 2,517,637.52 |
| 80,572.12 | 11,633.94 | (1,909.47) | 33,300.97 | (37,717.51) |
| (7,905,608.24) | (7,999,801.62) | (8,022,153.63) | (7,987,111.79) | (8,075,683.27) |
| - | - | - | - | - |
| (39,462.50) | (38,018.75) | (36,575.00) | (35,131.25) | (33,687.50) |
| (157,271.95) | (154,465.91) | (151,651.71) | (148,829.33) | (145,998.75) |
| (272,822.00) | (270,208.00) | (267,587.00) | (264,960.00) | (262,326.00) |
| (960,476.32) | (952,907.99) | (945,321.60) | (937,717.11) | (930,094.47) |
| (80,057.38) | (79,026.38) | (77,995.38) | (76,965.38) | (75,936.38) |
| (127,627.53) | (126,934.88) | (126,237.98) | (125,536.84) | (124,831.43) |
| (203,222.00) | (202,347.00) | (201,467.00) | (200,581.00) | (199,690.00) |
| (251,284.14) | (249,690.98) | (248,094.20) | (246,493.81) | (244,889.79) |
| (2,147,779.50) | (2,090,635.09) | (2,090,635.09) | (2,088,561.16) | (2,030,679.58) |
| (1,086,942.90) | (1,080,183.78) | (1,073,294.97) | (1,066,493.31) | (1,059,563.20) |
| (597,232.16) | (593,659.25) | (590,003.18) | (586,403.81) | (582,722.04) |
| (280,878.87) | (279,352.79) | (277,823.25) | (276,290.24) | (274,753.75) |
| (289,025.91) | (287,589.91) | (286,150.65) | (284,708.13) | (283,262.33) |
| (310,483.59) | (308,895.15) | (307,303.26) | (305,707.89) | (304,109.04) |
| (765,096.23) | (761,293.34) | (757,482.16) | (753,662.67) | (749,834.85) |
| (424,593.50) | (422,444.31) | (420,290.71) | (418,132.69) | (415,970.24) |
| (511,917.34) | (510,433.42) | (508,873.76) | (507,376.99) | (505,804.85) |
| (302,899.70) | (301,408.70) | (299,914.70) | (298,417.70) | (296,917.70) |
| (1,070,228.91) | (1,067,320.38) | (1,064,276.81) | (1,061,346.75) | (1,058,282.27) |
| (1,181,575.77) | (1,175,959.91) | (1,170,334.87) | (1,164,700.65) | (1,159,057.22) |
| (823,307.03) | (821,233.04) | (819,040.24) | (816,948.50) | (814,738.46) |
| (470,108.93) | (469,090.05) | (468,068.85) | (467,045.33) | (466,019.49) |
| (2,097,100.81) | (2,088,430.28) | (2,079,745.59) | (2,071,046.72) | (2,062,333.64) |
| (318,486.52) | (317,817.46) | (317,098.28) | (316,422.85) | (315,697.47) |
| (211,498.98) | (210,624.53) | (209,748.65) | (208,871.34) | (207,992.60) |
| (1,055,055.44) | (1,052,789.51) | (1,050,519.77) | (1,048,246.21) | (1,045,968.84) |
| (541,701.65) | (540,183.86) | (538,665.13) | (537,145.46) | (535,624.85) |
| (1,873,074.59) | (1,867,826.44) | (1,862,575.05) | (1,857,320.41) | (1,852,062.53) |
| (1,072,237.02) | (1,069,908.69) | (1,067,441.41) | (1,065,094.99) | (1,062,610.14) |
| (768,094.43) | (766,486.94) | (764,789.20) | (763,170.39) | (761,461.65) |
| - | (1,111,556.35) | (1,109,283.18) | (1,107,130.90) | (1,104,842.31) |
| - | - | - | (2,493,668.43) | (2,488,616.02) |

| | | | | |
|------------------------|------------------------|------------------------|------------------------|------------------------|
| (12,118.54) | (11,635.28) | (11,152.02) | (10,668.76) | (10,185.50) |
| (28,825.44) | (28,512.12) | (28,198.80) | (27,885.48) | (27,572.16) |
| (64,268.01) | (63,765.92) | (63,263.83) | (62,761.74) | (62,259.65) |
| (87,866.47) | (87,280.70) | (86,694.93) | (86,109.16) | (85,523.39) |
| - | - | - | - | - |
| (56,221.77) | (56,047.17) | (55,872.57) | (55,697.97) | (55,523.37) |
| (200,184.41) | (199,610.82) | (199,037.23) | (198,463.64) | (197,890.05) |
| (103,450.16) | (103,153.74) | (102,857.32) | (102,560.90) | (102,264.48) |
| (357,705.83) | (356,680.88) | (355,655.93) | (354,630.98) | (353,606.03) |
| (21,202,184.23) | (22,175,409.70) | (22,091,021.26) | (24,498,906.87) | (24,351,204.02) |

| | | | | |
|-----------------------|-----------------------|-----------------------|-----------------------|-----------------------|
| - | - | - | - | - |
| (1,171,304.54) | (35,895.54) | (445,986.35) | (454,888.80) | (756,841.65) |
| (17,325.00) | (17,325.00) | (17,325.00) | (17,325.00) | (17,325.00) |
| (33,044.88) | (33,140.92) | (33,237.25) | (33,333.86) | (33,430.75) |
| (30,878.00) | (30,954.00) | (31,030.00) | (31,106.00) | (31,183.00) |
| (89,426.51) | (89,639.95) | (89,853.89) | (90,068.34) | (90,283.31) |
| (12,395.00) | (12,392.00) | (12,389.00) | (12,385.00) | (12,380.00) |
| (7,983.82) | (8,034.08) | (8,084.46) | (8,134.92) | (8,185.49) |
| (10,062.00) | (10,129.00) | (10,195.00) | (10,262.00) | (10,328.00) |
| (18,839.23) | (18,881.93) | (18,924.73) | (18,967.62) | (19,010.62) |
| (234,415.75) | (234,415.75) | (234,415.75) | (236,489.68) | (236,489.68) |
| (80,268.29) | (80,518.50) | (80,761.40) | (81,013.15) | (81,257.54) |
| (42,372.02) | (42,527.09) | (42,677.70) | (42,833.89) | (42,985.59) |
| (18,046.00) | (18,086.90) | (18,127.89) | (18,168.98) | (18,210.18) |
| (16,980.83) | (17,019.31) | (17,057.89) | (17,096.56) | (17,135.32) |
| (18,793.85) | (18,834.83) | (18,875.88) | (18,917.03) | (18,958.27) |
| (44,994.56) | (45,092.65) | (45,190.95) | (45,289.47) | (45,388.21) |
| (25,449.31) | (25,501.57) | (25,553.93) | (25,606.40) | (25,658.98) |
| (17,811.15) | (17,886.30) | (17,959.34) | (18,035.12) | (18,108.76) |
| (17,649.00) | (17,686.00) | (17,723.00) | (17,760.00) | (17,797.00) |
| (34,963.52) | (35,089.97) | (35,212.79) | (35,340.15) | (35,463.84) |
| (66,680.31) | (66,789.22) | (66,898.31) | (67,007.57) | (67,117.02) |
| (24,992.12) | (25,096.07) | (25,197.08) | (25,301.88) | (25,403.72) |
| (12,047.10) | (12,074.63) | (12,102.21) | (12,129.83) | (12,157.49) |
| (102,950.05) | (103,118.21) | (103,286.64) | (103,455.34) | (103,624.32) |
| (8,118.66) | (8,155.93) | (8,192.16) | (8,229.76) | (8,266.32) |
| (10,382.86) | (10,399.82) | (10,416.81) | (10,433.82) | (10,450.86) |
| (22,450.59) | (24,716.52) | (26,986.26) | (27,031.79) | (27,077.35) |
| (15,125.93) | (16,643.72) | (18,162.45) | (18,173.80) | (18,185.13) |
| (52,301.80) | (57,549.95) | (62,801.34) | (62,840.57) | (62,879.75) |
| (28,169.81) | (28,276.06) | (28,379.27) | (28,486.31) | (28,590.28) |
| (19,455.74) | (19,522.42) | (19,587.17) | (19,654.29) | (19,719.48) |
| - | (23,852.65) | (26,125.82) | (26,219.85) | (26,311.19) |
| - | - | - | (52,963.57) | (58,015.98) |
| (5,799.12) | (5,799.12) | (5,799.12) | (5,799.12) | (5,799.12) |
| (3,759.84) | (3,759.84) | (3,759.84) | (3,759.84) | (3,759.84) |
| (6,025.08) | (6,025.08) | (6,025.08) | (6,025.08) | (6,025.08) |
| (7,029.24) | (7,029.24) | (7,029.24) | (7,029.24) | (7,029.24) |
| (2,095.20) | (2,095.20) | (2,095.20) | (2,095.20) | (2,095.20) |
| (5,735.90) | (6,309.49) | (6,883.08) | (6,883.08) | (6,883.08) |
| (2,964.20) | (3,260.62) | (3,557.04) | (3,557.04) | (3,557.04) |
| (10,249.50) | (11,274.45) | (12,299.40) | (12,299.40) | (12,299.40) |
| (2,349,336.31) | (1,250,799.53) | (1,676,165.72) | (1,742,398.35) | (2,051,668.08) |

| | | | | |
|------------------------|------------------------|------------------------|-----------------------|-----------------------|
| - | - | - | - | - |
| (102,585.57) | (22,864.66) | (86,526.03) | (94,409.92) | (213,475.00) |
| (1,124.20) | (1,807.50) | - | (6,222.32) | (1,008.00) |
| (8,714.77) | (83,143.08) | - | (33,615.70) | (9,821.72) |
| (24,000.00) | (24,000.00) | (24,000.00) | (24,000.00) | (24,000.00) |
| (64,368.79) | (64,368.79) | (64,368.79) | (64,368.79) | (64,368.79) |
| (87,179.63) | (108,005.63) | (108,005.63) | (108,005.63) | (122,988.63) |
| (32,452.00) | - | (94,342.95) | (101,948.62) | - |
| - | - | - | - | - |
| - | - | - | - | - |
| (35,920.73) | (11,658.84) | (23,707.03) | (35,366.61) | (11,891.55) |
| (225,918.88) | (222,357.38) | (222,099.09) | (201,022.27) | (158,048.20) |
| (76,691.99) | (76,691.99) | (72,681.45) | (72,681.45) | (52,445.06) |
| (658,956.56) | (614,897.87) | (695,730.97) | (741,641.31) | (658,046.95) |
| - | - | - | - | - |
| - | - | - | - | - |
| - | - | - | - | - |
| - | - | - | - | - |
| (1,547,615.93) | (1,544,384.42) | (1,541,144.29) | (1,537,895.52) | (1,534,638.08) |
| (1,052,717.36) | (1,050,519.23) | (1,048,315.23) | (1,046,105.36) | (1,043,889.59) |
| (38,114.30) | (38,215.93) | (38,317.84) | (38,420.02) | (38,522.48) |
| (25,926.05) | (25,995.18) | (26,064.50) | (26,134.00) | (26,203.69) |
| - | - | - | - | - |
| - | - | - | - | - |
| 4,595.38 | 4,596.34 | 4,597.30 | 4,598.26 | 4,599.22 |
| 6.70 | 9.90 | 13.65 | 17.87 | (6,977.97) |
| (1,140,505.84) | (1,430,562.22) | (1,697,713.12) | (1,866,900.56) | (1,969,584.59) |
| 14,838.36 | 15,845.99 | 20,089.59 | 20,404.99 | 22,238.22 |
| (4,824,259.32) | (4,620,702.22) | (4,203,876.45) | (2,010,772.44) | (1,715,632.41) |
| (11,617,991.23) | (10,555,624.37) | (10,902,627.58) | (8,985,246.44) | (9,018,326.40) |
| (375,935.00) | (333,843.00) | (319,162.00) | (318,881.00) | (289,626.00) |
| - | - | - | - | - |
| - | - | - | - | - |
| - | - | - | - | - |
| (4,450,837.00) | (4,450,837.00) | (4,450,837.00) | (4,450,837.00) | (4,845,937.16) |
| 150,374.00 | 133,537.20 | 127,664.80 | 127,552.40 | 115,850.40 |
| (1,620,743.00) | (1,620,743.00) | (1,620,743.00) | (1,620,743.00) | (1,620,743.00) |
| (21,475,495.54) | (21,479,786.20) | (21,484,684.87) | (21,488,418.41) | (21,852,650.03) |
| (97,173.35) | (97,173.35) | (97,173.35) | (97,173.35) | (102,101.65) |
| (145,991.15) | (145,991.15) | (145,991.15) | (145,991.15) | (145,991.15) |
| (18,358.33) | (18,358.33) | (18,358.33) | (18,358.33) | (19,214.65) |
| (600,000.00) | (600,000.00) | (600,000.00) | (600,000.00) | (600,000.00) |
| (603,000.00) | (603,000.00) | (603,000.00) | (603,000.00) | (603,000.00) |
| (15,400.00) | (15,400.00) | (15,400.00) | (15,400.00) | (15,400.00) |
| (84,300.00) | (84,300.00) | (84,300.00) | (84,300.00) | (84,300.00) |
| (150,367.50) | (150,367.50) | (150,367.50) | (150,367.50) | (150,367.50) |
| (19,200.00) | (19,200.00) | (19,200.00) | (19,200.00) | (19,200.00) |

| | | | | |
|------------------------|------------------------|------------------------|------------------------|------------------------|
| (46,000.00) | (46,000.00) | (46,000.00) | (46,000.00) | (46,000.00) |
| (18,900.00) | (18,900.00) | (18,900.00) | (18,900.00) | (18,900.00) |
| (36,000.00) | (36,000.00) | (36,000.00) | (36,000.00) | (36,000.00) |
| (20,690.39) | (20,690.39) | (20,690.39) | (20,690.39) | (20,690.39) |
| (32,805.00) | (32,805.00) | (32,805.00) | (32,805.00) | (32,805.00) |
| (68,650.00) | (68,650.00) | (68,650.00) | (68,650.00) | (68,650.00) |
| (4,536,626.39) | (4,536,626.39) | (4,536,626.39) | (4,536,626.39) | (4,536,626.39) |
| (27,968,957.65) | (27,973,248.31) | (27,978,146.98) | (27,981,880.52) | (28,351,896.76) |
| 4,578,939.93 | 4,621,392.09 | 4,663,857.34 | 4,706,341.24 | 4,751,580.17 |
| (29,687,158.72) | (29,623,742.02) | (29,577,366.84) | (29,538,447.88) | (30,240,772.35) |
| (70,412,942.42) | (70,354,577.71) | (70,593,169.31) | (71,009,712.98) | (71,685,986.04) |
| - | - | - | - | - |

Non Mate
For th

| | | Jan-21 | Feb-21 | Mar-21 |
|---|------|-----------------|-----------------|-----------------|
| 921002 | #N/A | #N/A | #N/A | #N/A |
| 921003 | #N/A | #N/A | #N/A | #N/A |
| 921004 | #N/A | #N/A | #N/A | #N/A |
| 923000 | #N/A | 2,925.92 | 759.00 | 2,563.50 |
| 926001 | #N/A | #N/A | #N/A | #N/A |
| 926500 | #N/A | #N/A | #N/A | #N/A |
| 926501 | #N/A | #N/A | #N/A | #N/A |
| 926502 | #N/A | #N/A | #N/A | #N/A |
| 926505 | #N/A | #N/A | #N/A | #N/A |
| 926600 | #N/A | #N/A | #N/A | #N/A |
| 926610 | #N/A | #N/A | #N/A | #N/A |
| 930100 | #N/A | #N/A | #N/A | #N/A |
| 930101 | #N/A | #N/A | #N/A | #N/A |
| 930200 | #N/A | - | 290.70 | 5,715.51 |
| 930300 | #N/A | - | - | - |
| 930410 | #N/A | - | - | - |
| Total of Non RSF backed O&M Expenses | | 2,925.92 | 1,049.70 | 8,279.01 |

Pennichuck East Utilities

**Material Operating Expenses as defined in DW17-128
for the Twelve Months Ended December 31, 2021**

| Apr-21 | May-21 | Jun-21 | Jul-21 | Aug-21 | Sep-21 | Oct-21 | Nov-21 |
|-----------------|-----------------|---------------|---------------|-----------------|-----------------|-----------------|-----------------|
| #N/A | #N/A | #N/A | #N/A | #N/A | #N/A | #N/A | #N/A |
| #N/A | #N/A | #N/A | #N/A | #N/A | #N/A | #N/A | #N/A |
| #N/A | #N/A | #N/A | #N/A | #N/A | #N/A | #N/A | #N/A |
| 4,367.50 | 12.00 | 693.00 | 780.00 | 1,136.20 | 1,819.50 | 3,847.55 | 6,291.32 |
| #N/A | #N/A | #N/A | #N/A | #N/A | #N/A | #N/A | #N/A |
| #N/A | #N/A | #N/A | #N/A | #N/A | #N/A | #N/A | #N/A |
| #N/A | #N/A | #N/A | #N/A | #N/A | #N/A | #N/A | #N/A |
| #N/A | #N/A | #N/A | #N/A | #N/A | #N/A | #N/A | #N/A |
| #N/A | #N/A | #N/A | #N/A | #N/A | #N/A | #N/A | #N/A |
| #N/A | #N/A | #N/A | #N/A | #N/A | #N/A | #N/A | #N/A |
| #N/A | #N/A | #N/A | #N/A | #N/A | #N/A | #N/A | #N/A |
| #N/A | #N/A | #N/A | #N/A | #N/A | #N/A | #N/A | #N/A |
| 1,096.88 | 4,777.98 | 25.08 | 92.64 | 120.60 | 2,230.46 | - | - |
| - | - | - | - | - | - | - | - |
| - | - | - | - | - | - | - | - |
| 5,464.38 | 4,789.98 | 718.08 | 872.64 | 1,256.80 | 4,049.96 | 3,847.55 | 6,291.32 |

Schedule 1
Attachment K

| <u>Dec-21</u> | <u>2021 Totals</u> |
|-----------------|--------------------|
| #N/A | #N/A |
| #N/A | #N/A |
| #N/A | #N/A |
| 4,401.30 | 29,596.79 |
| #N/A | #N/A |
| #N/A | #N/A |
| #N/A | #N/A |
| #N/A | #N/A |
| #N/A | #N/A |
| #N/A | #N/A |
| #N/A | #N/A |
| #N/A | #N/A |
| 2,000.37 | 16,350.22 |
| - | - |
| - | - |
| 6,401.67 | 45,947.01 |

==

| | | | 1 | 2 | 3 | 4 | 5 | 6 | |
|--------------------------------|-----|------|---------------------------------|---------------------|---------------------|---------------------|---------------------|-----------------------|--------------|
| | | | Jan-20 | Feb-20 | Mar-20 | Apr-20 | May-20 | Jun-20 | |
| Water Sales | | | | | | | | | |
| 460100 | 001 | 7100 | WATER SLS:BILLED CAP REC SURCG | (15,143.46) | (15,193.41) | (15,186.16) | (15,159.70) | (15,197.87) | (15,206.67) |
| 460200 | 001 | 7100 | CBFRR REVENUES | (77,192.43) | (77,192.43) | (77,192.43) | (77,192.43) | (77,192.43) | (77,192.43) |
| 460998 | 001 | 7100 | CBFRR REVENUES - CONTRA | 77,192.43 | 77,192.43 | 77,192.43 | 77,192.43 | 77,192.43 | 77,192.43 |
| 461000 | 001 | 7100 | WATER SALES: BILLED REVENUE | (501,297.19) | (578,525.48) | (489,925.40) | (503,525.11) | (611,443.21) | (729,754.91) |
| 461001 | 001 | 7100 | WATER SALES BILLED RECOUPMENT | (51,253.36) | (46,153.18) | (37.79) | - | - | - |
| 461100 | 001 | 7100 | WATER SALES: UNBILLED REVENUE | (83,124.00) | 128,610.00 | (44,107.00) | (28,116.00) | 4,295.00 | (270,446.00) |
| 461200 | 001 | 7100 | WATER SALES-UNBILLED RECOUPMNT | 51,253.36 | 46,153.18 | 37.79 | - | - | - |
| 461300 | 001 | 7100 | WATER SLS:UNBIL CAP REC RECOUP | - | - | - | - | - | - |
| 461400 | 001 | 7100 | WATER SLS:BILLED CAP REC RECOUP | - | - | - | - | - | - |
| 471100 | 001 | 7100 | QCPAC SURCHARGE REVENUE | 66,476.96 | (73,580.31) | (37,656.66) | (18,230.68) | (21,438.48) | (30,277.67) |
| 462000 | 001 | 7100 | FIRE PROTECTION REVENUE | (107,298.29) | (107,373.65) | (107,399.36) | (107,418.89) | (107,447.71) | (107,440.51) |
| | | | (640,385.98) | (646,062.85) | (694,274.58) | (672,450.38) | (751,232.27) | (1,153,125.76) | |
| Other Operating Revenue | | | | | | | | | |
| 471300 | 001 | 7100 | MISC OPERATING REVENUE | (1,215.00) | (1,601.00) | (695.00) | (960.00) | (1,866.00) | 2,865.82 |
| Total Revenues | | | 641,600.98 | 647,663.85 | 694,969.58 | 673,410.38 | 753,098.27 | 1,150,259.94 | |
| Production Expenses | | | | | | | | | |
| 601100 | 001 | 7105 | OTHER PRODUCTION LABOR | 4,970.46 | 1,072.72 | 246.60 | - | 3,442.33 | 3,858.55 |
| 602100 | 001 | 7105 | PURCH WATER: INTERCONNECT | 17,831.59 | 17,583.09 | 16,816.55 | 15,443.90 | 24,688.25 | 26,851.09 |
| 602200 | 001 | 7105 | PURCH WATER: COHAS | 23,092.44 | 22,173.84 | 23,398.64 | 22,020.74 | 21,255.24 | 31,359.84 |
| 602205 | 001 | 7105 | PURCH WATER: SMYTHE WOODS | 838.47 | 779.92 | 826.76 | 815.05 | 1,142.93 | 686.24 |
| 602300 | 001 | 7105 | PURCHASED WATER: BIRCH HILL | 4,153.67 | 1,954.67 | 2,209.67 | 2,221.67 | 1,699.67 | 5,011.67 |
| 602450 | 001 | 7105 | PURCH WATER: BROOK PARK | 4,121.82 | 3,411.44 | 3,665.58 | 3,807.96 | 3,997.81 | 5,807.45 |
| 602500 | 001 | 7105 | PURCH WATER: SPRINGWOOD | 1,154.44 | 1,139.13 | 1,195.78 | 1,178.94 | 1,315.20 | 1,875.55 |
| 602600 | 001 | 7105 | PURCH WATER: HUDSON | 6,204.74 | 5,072.75 | 5,072.75 | 6,654.25 | 5,436.51 | 5,436.51 |
| 602650 | 001 | 7105 | PURCH WATER: SOUTH RD: LY | 176.91 | 176.91 | 208.36 | 208.36 | 208.36 | 207.51 |
| 602700 | 001 | 7105 | PURCH WATER: PINE CREEK-LITCH | 396.90 | 485.69 | 392.30 | 375.46 | 393.83 | 444.36 |
| 602730 | 001 | 7105 | PURCH WATER: WESCO | 15,560.88 | 4,446.51 | 4,446.51 | 5,845.86 | 7,916.38 | 5,845.86 |
| 602815 | 001 | 7105 | PURCH WATER: GREENHILLS | 4,827.17 | 3,743.77 | 2,957.17 | 4,983.81 | 3,888.58 | 3,911.62 |
| 602860 | 001 | 7105 | PURCH WATER: SETTLERS LN(OKWD) | 2,241.05 | 2,241.05 | 2,503.53 | 2,503.53 | 2,503.53 | 4,495.51 |
| 602880 | 001 | 7105 | PURCHASED WATER: MAPLE HILLS | 5,351.89 | 5,351.89 | 6,666.11 | 6,257.01 | 6,257.01 | 6,772.35 |
| 602900 | 001 | 7105 | PURCH WATER: FRANCOUER TRUCKIN | - | - | - | - | 9,830.00 | 28,020.00 |
| 610200 | 001 | 7105 | SALARIES - WTP | - | - | - | - | - | - |
| 610201 | 001 | 7105 | BENEFITS - WTP | - | - | - | - | - | - |
| 623201 | 001 | 7105 | COHAS PUMP STAT: LY - POWER | 1,874.63 | 1,742.00 | 1,704.57 | 783.40 | 1,551.36 | 2,233.25 |
| 623211 | 001 | 7105 | W&E PUMP STATION: WM - POWER | 1,737.37 | 1,349.01 | 811.31 | 2,182.26 | 629.72 | 1,698.34 |
| 623220 | 001 | 7105 | STONE SLED BOOST: BOW - POWER | 410.23 | 439.43 | 434.55 | 363.52 | 373.42 | 420.03 |
| 623225 | 001 | 7105 | STONE RDG BOOSTER:EXETER-POWER | 677.52 | 647.33 | 526.37 | 357.19 | 359.88 | 418.58 |
| 623231 | 001 | 7105 | CASTLE REACH PUMP ST:WM -POWER | 713.92 | 603.78 | 711.33 | 288.63 | 715.26 | 1,217.15 |
| 623241 | 001 | 7105 | FOREST HILLS PUMP ST: LY-POWER | 108.76 | 140.10 | 184.49 | 165.67 | 130.63 | 114.57 |
| 623245 | 001 | 7105 | DANIELS LAKE: POWER | 589.75 | 468.78 | 476.21 | 430.69 | 284.50 | 304.39 |
| 623250 | 001 | 7105 | POWER PURCHASED: LOCKE LAKE | 3,388.27 | 3,103.69 | 2,967.78 | 3,562.89 | 3,174.10 | 3,363.54 |
| 623251 | 001 | 7105 | POWER PURCHASED: BIRCH HILL | 588.85 | 405.21 | 590.65 | 498.94 | 473.94 | 254.44 |
| 623252 | 001 | 7105 | POWER PURCHASED: MIDDLETON | 842.91 | 866.34 | 814.99 | 790.97 | 909.02 | 669.33 |
| 623261 | 001 | 7105 | LAMPLIGHTER PUMP ST: WM -POWER | 882.40 | 744.72 | 810.50 | 517.12 | 236.06 | 362.99 |
| 623271 | 001 | 7105 | THURSTON WOODS PUMP ST:LEE-PWR | 536.04 | 520.95 | 446.17 | 419.56 | 329.06 | 435.87 |
| 623281 | 001 | 7105 | FLETCHERS CORNER ST: WM-POWER | 1,213.50 | 1,126.43 | 1,118.76 | 1,166.75 | 1,052.19 | 839.76 |
| 623290 | 001 | 7105 | CHESTERBROOK PUMP STAT: POWER | - | - | - | - | - | - |

| | | | 1 | 2 | 3 | 4 | 5 | 6 | |
|--------|-----|------|--------------------------------|-----------|-----------|-----------|-----------|-----------|-----------|
| | | | Jan-20 | Feb-20 | Mar-20 | Apr-20 | May-20 | Jun-20 | |
| 623301 | 001 | 7105 | GOLDENBROOK PUMP ST: WM -POWER | 723.98 | 655.10 | 635.67 | 630.60 | 647.28 | 679.46 |
| 623321 | 001 | 7105 | SHAKER HGHTS PUMP STAT: POWER | 157.44 | 223.25 | 223.09 | 204.70 | 137.65 | 112.57 |
| 623351 | 001 | 7105 | BEAVER HOLLOW PUMP ST: SN-PWR | 377.19 | 775.84 | 578.50 | 128.39 | 148.68 | 236.12 |
| 623376 | 001 | 7105 | CLEARWATER EST: RAYMOND: POWER | 856.90 | 796.07 | 823.60 | 733.14 | 402.39 | 427.59 |
| 623401 | 001 | 7105 | HARDWOOD PUMP ST: WM - POWER | 1,029.18 | 909.36 | 878.44 | 822.15 | 635.96 | 442.16 |
| 623421 | 001 | 7105 | WHITE ROCK PUMP ST:BOW - POWER | 1,220.73 | 1,194.29 | 1,278.05 | 1,108.17 | 737.30 | 986.50 |
| 623441 | 001 | 7105 | ROLLING HILLS PUMP ST:PW -PWR | 65.14 | 39.79 | 51.33 | 40.73 | 46.09 | 55.90 |
| 623471 | 001 | 7105 | GILCREAST BOOSTER STAT:LY-PWR | 50.72 | 49.75 | 49.36 | 6.46 | 51.47 | 49.65 |
| 623501 | 001 | 7105 | SPRINGWOOD HLS PUMP ST:WM -PWR | 394.13 | 377.62 | 360.70 | 196.27 | 401.17 | 399.70 |
| 623551 | 001 | 7105 | DARRAH BOOSTER STAT: LY- POWER | 929.44 | 1,031.67 | 825.71 | 1,147.27 | 1,412.20 | 1,638.71 |
| 623621 | 001 | 7105 | COLONIAL DR BOOSTER ST:LF-PWR | 293.02 | 281.57 | 284.84 | 237.98 | 140.78 | 121.71 |
| 623651 | 001 | 7105 | SOUTH RD BOOSTER STAT: LY -PWR | 317.07 | 384.09 | 307.11 | 78.40 | 354.47 | 217.38 |
| 623671 | 001 | 7105 | MEADOWVIEW PUMP STAT: PM - PWR | 657.94 | 1,611.36 | 807.40 | 370.99 | 786.91 | 877.96 |
| 623701 | 001 | 7105 | NESENKEAG PUMP STAT: LY -POWER | - | - | - | - | - | - |
| 623731 | 001 | 7105 | WESCO BOOSTER STAT: HT - POWER | 629.02 | 694.59 | 547.18 | 531.95 | 427.94 | 419.73 |
| 623751 | 001 | 7105 | ATKINSON PUMP STAT: AN - POWER | 257.74 | 274.47 | 292.59 | 217.26 | 113.96 | 77.94 |
| 623801 | 001 | 7105 | W&E BOOSTER STATION: WM -POWER | 459.93 | 412.38 | 387.65 | 330.56 | 331.74 | 304.51 |
| 623805 | 001 | 7105 | SPRUCE POND PUMP STA: WM - PWR | 1,202.45 | 1,194.31 | 1,361.41 | 377.93 | 651.43 | 793.53 |
| 623811 | 001 | 7105 | LIBERTY TREE PUMP ST: RD-POWER | 865.95 | 761.21 | 666.25 | 711.80 | 611.53 | 703.61 |
| 623816 | 001 | 7105 | GREEN HILLS PUMP ST: RD -POWER | - | - | - | - | - | - |
| 623841 | 001 | 7105 | MINISTERIAL HEIGHTS PS:LY -PWR | 599.60 | 626.08 | 715.89 | 355.49 | 486.77 | 295.03 |
| 623851 | 001 | 7105 | PINE HAVEN PUMP ST: LY - POWER | 231.65 | 241.16 | 203.02 | 69.36 | 216.51 | 273.01 |
| 623882 | 001 | 7105 | HARVEST VIL PUMP ST: LY -POWER | 393.34 | 440.84 | 345.62 | 337.63 | 238.44 | 205.20 |
| 623961 | 001 | 7105 | WILLIAMSBURG PUMP ST: PM-POWER | 1,018.40 | 3,260.59 | 2,102.16 | 866.92 | 1,889.58 | 1,671.00 |
| 623971 | 001 | 7105 | AVERY PUMP ST: LY - POWER | - | - | - | - | - | - |
| 623981 | 001 | 7105 | MAPLE HILLS PUMP ST: DY -POWER | 573.93 | 649.61 | 570.85 | 398.10 | 332.16 | 306.76 |
| 623991 | 001 | 7105 | GAGE HILL PUMP ST: PM - POWER | 238.36 | 649.48 | 407.07 | 195.32 | 441.16 | 343.19 |
| 623993 | 001 | 7105 | NORTHERN SHORES-TILTON: POWER | 392.93 | 339.38 | 344.01 | 441.99 | 367.39 | 131.25 |
| 623994 | 001 | 7105 | WINNISQUAM VILLAGE POWER | 418.67 | 399.67 | 385.02 | 383.95 | 342.16 | 256.48 |
| 623995 | 001 | 7105 | WOOD MEADOWS - POWER | - | - | - | - | - | - |
| 623996 | 001 | 7105 | EAST DERRY PUMP ST: DY - POWER | 254.24 | 204.35 | 199.23 | 219.93 | 75.83 | 89.10 |
| 623997 | 001 | 7105 | SKYVIEW ESTATES-PELHAM POWER | 481.45 | 1,275.21 | 807.12 | 286.75 | 524.22 | 776.62 |
| 623998 | 001 | 7105 | MACGREGOR CUT - POWER | 536.70 | 506.06 | 417.50 | - | 451.66 | 302.23 |
| 623999 | 001 | 7105 | OPER LABOR: TREATMENT PLANT | - | - | - | - | - | - |
| 624100 | 001 | 7105 | OPER EXP T PLANT: MAT & EXP | - | - | - | - | - | - |
| 626100 | 001 | 7105 | OPER EXP T PLANT: MAT & EXP | - | - | 33.92 | 111.83 | - | 32.96 |
| 626120 | 001 | 7105 | OP EXP-SCADA&ALARM MSTR DIALER | 1,216.01 | - | 1,203.31 | 1,203.31 | 1,203.31 | 1,203.31 |
| 631100 | 001 | 7105 | MAINT STRUCT: BOOSTER STATION | - | 110.05 | 102.82 | - | 80.80 | - |
| 631500 | 001 | 7105 | MAINT PUMP EQUIP: LABOR | - | - | - | - | - | - |
| 633100 | 001 | 7105 | MAINT PUMP EQUIP: MAT & EXP | - | - | - | - | - | - |
| 633105 | 001 | 7105 | MAIN OF STRUCT:BOOSTER STATION | - | 5,562.27 | 6,149.68 | 240.75 | 230.00 | - |
| 633140 | 001 | 7105 | MAINT BOOST ST: PHONE | - | - | - | - | - | - |
| 633150 | 001 | 7105 | MAINT BOOST ST:GAS/OIL/PROPANE | 73.04 | 74.35 | 74.35 | 74.06 | 74.05 | 76.67 |
| 633155 | 001 | 7105 | BOOSTER STATION GENERAL MAINT | 1,006.95 | 3,966.60 | 1,538.92 | 1,257.54 | 2,211.69 | 352.49 |
| 633199 | 001 | 7105 | W&E PUMP STA: WM | 50,029.91 | 47,245.34 | 45,785.36 | 40,710.53 | 44,381.00 | 58,050.61 |
| 633210 | 001 | 7105 | W&E PUMP STA: WM - CHEMICALS | 2,936.13 | 1,600.00 | 2,261.22 | 2,177.02 | 2,877.38 | 2,103.88 |
| 633212 | 001 | 7105 | W&E PUMP STA: WM - PROPANE | - | - | - | - | - | - |
| 633214 | 001 | 7105 | HARDWOOD PUMP STA: WM | - | - | - | - | - | - |
| 633400 | 001 | 7105 | HARVEST VLGE PUMP STA: LY | 800.00 | 400.00 | 400.00 | 800.00 | 800.00 | 890.00 |
| 633881 | 001 | 7105 | AVERY PUMP STA: LY - TELEPHONE | - | - | - | - | - | - |

| | | | 1 | 2 | 3 | 4 | 5 | 6 |
|---|-----|------|---------------------------------------|-------------------|-------------------|-------------------|-------------------|-------------------|
| | | | Jan-20 | Feb-20 | Mar-20 | Apr-20 | May-20 | Jun-20 |
| 633973 | 001 | 7105 | CHLORINE: | - | - | - | - | - |
| 641110 | 001 | 7105 | FERRIC CHLORIDE | 339.17 | 105.06 | 95.76 | 308.75 | 291.44 |
| 641120 | 001 | 7105 | CORROSION INHIBITOR | - | - | - | - | - |
| 641160 | 001 | 7105 | MISC TREATMENT CHEMICALS | 35.93 | - | 35.93 | 35.93 | 107.79 |
| 641170 | 001 | 7105 | CARBON DIOXIDE | - | - | - | - | - |
| 641180 | 001 | 7105 | ARSENIC MEDIA REPLACEMENT | - | - | - | - | - |
| 641190 | 001 | 7105 | LABORATORY EXPENSE | - | 8,805.22 | - | - | 5,291.74 |
| 641201 | 001 | 7105 | POLYPHOSPHATE | 37.26 | 56.19 | 37.46 | 37.46 | 37.46 |
| 641203 | 001 | 7105 | POT PERM | 274.34 | 137.17 | - | 137.17 | 299.34 |
| 641205 | 001 | 7105 | SODIUM HYDROXIDE | 89.18 | 1,278.54 | 56.42 | 1,622.80 | 50.54 |
| 641206 | 001 | 7105 | SALT | 1,595.63 | 772.53 | 3,586.20 | 1,595.88 | 1,097.82 |
| 641210 | 001 | 7105 | SODIUM HEXAMETAPHOSPHATE | - | - | - | - | - |
| 641212 | 001 | 7105 | POT ASH | - | - | - | - | - |
| 641213 | 001 | 7105 | SODA ASH | - | - | - | - | - |
| 641214 | 001 | 7105 | W&E CHEMICALS | - | - | - | - | - |
| 642200 | 001 | 7105 | LABORATORY EXPENSE | 1,482.04 | 1,063.40 | 1,215.35 | 630.72 | 1,325.68 |
| 642205 | 001 | 7105 | LAB EXPENSE: OUTSIDE TESTING | 2,728.30 | 1,911.20 | 6,767.00 | 3,483.00 | 1,733.00 |
| 652220 | 001 | 7105 | MAINT PROC EQUIP:SCADA & OTHER | 2,332.90 | 2,232.91 | 760.25 | 795.25 | 2,461.85 |
| 652201 | 001 | 7105 | MAINT PROC EQ:TP SLUDGE REMOVE | - | - | - | - | - |
| | | | 185,090.61 | 177,371.13 | 169,164.31 | 150,496.32 | 182,154.49 | 227,204.69 |
| <u>Transmission & Distribution Expenses</u> | | | | | | | | |
| 660000 | 001 | 7106 | SUPERINTENDENCE: OPERATIONS | - | - | - | - | - |
| 660001 | 001 | 7106 | BENEFITS: OPERATIONS MANAGER | - | - | - | - | - |
| 662003 | 001 | 7106 | MISC GENERAL EXP: OPERATIONS | - | - | - | - | - |
| 662004 | 001 | 7106 | MISC: T&D MATERIAL & SUPPLY | - | - | - | - | - |
| 663100 | 001 | 7106 | METER OPERATING LABOR & EXP | 10,102.57 | 2,735.70 | 2,666.50 | 3,027.92 | 2,595.17 |
| 663101 | 001 | 7106 | MOLE: METER REMOVAL | 315.01 | - | 868.23 | 1,087.23 | 1,854.99 |
| 664200 | 001 | 7106 | OTHER EXPENSE ON CUST PREMISIS | 533.21 | 330.44 | - | 90.12 | 75.10 |
| 665100 | 001 | 7106 | SMALL TOOL EXPENSE: NC | - | - | - | - | 153.97 |
| 665250 | 001 | 7106 | TRANS/EXP: MISCELLANEOUS | - | - | - | - | - |
| 665400 | 001 | 7106 | GASOLINE | - | - | - | - | - |
| 673001 | 001 | 7106 | MAINT MAINS: REPAIRS | 6,743.52 | 13,152.32 | 5,503.15 | 21,092.52 | 7,879.77 |
| 673002 | 001 | 7106 | MAINT MAINS: GATE PROGRAM | 3,523.27 | 5,489.30 | 8,999.18 | 3,992.41 | 1,150.24 |
| 673003 | 001 | 7106 | MAINT MAINS: FLUSHING | 987.87 | 1,392.39 | 10,932.28 | 23,499.41 | 3,710.61 |
| 673004 | 001 | 7106 | MAINT GATES: INSPECTION | 12,323.21 | 6,718.46 | 2,637.63 | - | 64.98 |
| 673005 | 001 | 7106 | MAINT MAINS: WESCO MASTER METER VAULT | 212.17 | 241.50 | 228.31 | 224.10 | 97.50 |
| 675000 | 001 | 7106 | MAINTENANCE: SERVICES | 20,133.57 | 8,391.50 | 15,538.92 | 11,350.82 | 11,826.30 |
| 676000 | 001 | 7106 | MAINTENANCE: METERS | 342.73 | 172.85 | 833.82 | 59.00 | 598.40 |
| 677000 | 001 | 7106 | MAINTENANCE: HYDRANTS | 4,271.15 | 1,650.45 | 7,832.45 | 1,663.09 | 7.99 |
| 677001 | 001 | 7106 | MAINTENANCE: HYDRANTS-REPAIRS | - | 7.50 | - | - | - |
| 677002 | 001 | 7106 | MAINTENANCE: HYDRANTS-PAINTING | - | - | - | - | 4,598.94 |
| 677003 | 001 | 7106 | MAINTENANCE: HYDRANTS-INSPECTN | 104.57 | 323.00 | 9,317.18 | 2,059.62 | - |
| 678000 | 001 | 7106 | MONITOR CONTRACTORS MARKING | 2,089.56 | 2,739.73 | 5,603.91 | 4,912.69 | 3,983.84 |
| | | | 61,682.41 | 43,345.14 | 70,961.56 | 73,058.93 | 33,844.89 | 58,628.97 |
| <u>Customer Accounts & Collection Expenses</u> | | | | | | | | |
| 902000 | 001 | 7108 | CUSTOMER ORDS: COLLECTIONS | - | - | - | - | - |
| 903000 | 001 | 7108 | CUSTOMER ORDS: COLLECTIONS | 1,013.54 | - | 368.81 | - | - |
| 902001 | 001 | 7108 | METER READING | 1,478.64 | 2,166.66 | 3,280.72 | 1,571.25 | 2,391.53 |
| | | | | | | | | 3,783.79 |

| | | | | 1 | 2 | 3 | 4 | 5 | 6 |
|--|-----|-----------|---------------------------------|-------------------|-------------------|-------------------|-------------------|-------------------|-------------------|
| | | | | Jan-20 | Feb-20 | Mar-20 | Apr-20 | May-20 | Jun-20 |
| 902098 | 001 | 7108 | METER READING: TRANSFERS | 1,227.76 | 938.68 | 2,191.46 | 2,644.98 | 2,021.53 | 2,567.37 |
| 902099 | 001 | 7108 | METER READING: EXCEPTIONS | 365.98 | 337.57 | 265.16 | - | 159.09 | 223.57 |
| 902100 | 001 | 7108 | BILLING & ACCOUNTING | - | - | - | - | - | - |
| 903100 | 001 | 7108 | BILLING & ACCOUNTING | 3,563.96 | 6,167.37 | 9,703.98 | 11,178.48 | 6,351.74 | 6,570.71 |
| 930200 | 001 | 7108 | PUBLIC RELATIONS | 845.47 | - | 234.08 | - | 1,669.46 | 36.85 |
| 902400 | 001 | 7108 | WATER BAN | - | - | - | - | 4,723.28 | 8,564.65 |
| 904000 | 001 | 7108 | UNCOLLECTABLE ACCOUNTS | 14.93 | 1,472.71 | 894.91 | (58.77) | (478.00) | - |
| | | | | 8,510.28 | 11,082.99 | 16,939.12 | 15,335.94 | 16,838.63 | 21,746.94 |
| <u>Administrative and General Expense</u> | | | | | | | | | |
| 921000 | 001 | 7109 | OFFICE SUPPLIES & EXPENSE | 53.55 | 46.45 | 28.10 | 28.25 | 43.90 | 169.05 |
| 921160 | 001 | 7109 | OFFICE SUP & EXP: PHONE-NC | 146.10 | 146.10 | 146.10 | 140.12 | 142.86 | 111.07 |
| 923000 | 001 | 7109 | OUTSIDE SERVICES | 46.00 | 212.95 | 624.00 | 2,430.00 | 474.00 | 8.00 |
| 924000 | 001 | 7109 | INSURANCE EXPENSE | 9,190.93 | 9,190.91 | 9,190.95 | 17,466.27 | 9,901.86 | (1,009.23) |
| 928000 | 001 | 7109 | REGULATORY COMMISSION EXPENSE | 2,842.34 | 2,842.33 | 2,842.33 | 2,842.33 | 2,842.33 | 2,842.34 |
| 930102 | 001 | 7109 | LICENSING FEES | 961.67 | 961.67 | 961.67 | 961.67 | 961.67 | 961.63 |
| 930200 | 001 | 7109 | PUBLIC RELATIONS | - | - | 87.65 | 34.00 | 792.19 | 465.61 |
| 930300 | 001 | 7109 | MEALS | - | - | - | - | - | - |
| 930400 | 001 | 7109 | MISCELLANEOUS GENERAL EXPENSE | - | 102.80 | - | - | - | - |
| 930401 | 001 | 7109 | MISC GEN EXP:UNREALIZED ACQUIS | - | - | - | - | - | - |
| 930410 | 001 | 7109 | CHARITABLE CONTRIBUTIONS | - | - | - | - | - | - |
| 950500 | 001 | 7109 | MAINTENANCE:COMPUTER EQUIPMENT | - | - | - | - | - | - |
| | | | | 13,240.59 | 13,503.21 | 13,880.80 | 23,902.64 | 15,158.81 | 3,548.47 |
| <u>Inter Div Management Fee</u> | | | | | | | | | |
| 930500 | 001 | 7100 | INTERCOMPANY MGMT FEE: PCP | 4,752.00 | 5,309.00 | 4,936.00 | 4,918.00 | 4,975.00 | 5,783.00 |
| 930510 | 001 | 7100 | INTERCO MGMT FEE: PWW | 209,641.00 | 189,106.00 | 207,048.00 | 207,682.00 | 179,165.00 | 216,545.00 |
| 930520 | 001 | 7100 | INTERCO MGT:INSIDE GEN COUNSEL | - | - | - | - | - | - |
| Total Operating Expenses | | | | 482,916.89 | 439,717.47 | 482,929.79 | 475,393.83 | 432,136.82 | 533,457.07 |
| <u>Depreciation Expense</u> | | | | | | | | | |
| 403000 | 001 | 7100 | DEPRECIATION EXPENSE | 130,640.54 | 130,649.18 | 129,639.53 | 129,661.44 | 130,020.91 | 130,465.33 |
| 406100 | 001 | 7100 | AMORT OF ACQUISITION ADJUSTMENT | (14,169.06) | (14,169.05) | (14,169.06) | (14,169.06) | (14,169.07) | (14,169.05) |
| 406101 | 001 | 7100 | AMORT OF WESCO ACQ ADJ | (9.59) | (9.59) | (9.59) | (9.59) | (9.59) | (9.59) |
| 406102 | 001 | 7100 | AMORT OF CASTLE REACH ACQ ADJ | (474.67) | (474.66) | (474.67) | (474.66) | (474.67) | (474.66) |
| 406103 | 001 | 7100 | AMORT OF WHITE ROCK ACQ ADJ | (529.59) | (529.60) | (529.59) | (529.60) | (529.59) | (529.60) |
| 406104 | 001 | 7100 | AMORT OF LAMPLIGHTER ACQ ADJ | (471.32) | (471.33) | (471.32) | (471.33) | (471.32) | (471.33) |
| 406105 | 001 | 7100 | AMORT FLETCHERS CORNER ACQ ADJ | (548.34) | (548.34) | (548.34) | (548.34) | (548.34) | (548.34) |
| | | | | 114,437.97 | 114,446.61 | 113,436.96 | 113,458.86 | 113,818.33 | 114,262.76 |
| <u>Amortization Expense: CIAC</u> | | | | | | | | | |
| 405300 | 001 | 7000:7100 | AMORTIZATION EXPENSE: CIAC | (36,748.16) | (36,751.40) | (36,534.26) | (36,549.75) | (36,571.71) | (36,457.50) |
| <u>Amortization Expense</u> | | | | | | | | | |
| 407320 | 001 | 7100 | AMORT EXP - DEFERRED CHARGES | 9,983.62 | 9,979.36 | 4,361.25 | 4,361.23 | 4,361.21 | 4,361.26 |
| 407100 | 001 | 7100 | AMORT: ACQUISITION PREMIUM | 17,811.63 | 18,307.81 | 18,307.81 | 18,307.81 | 18,307.81 | 18,307.82 |
| <u>Taxes Other than Income Tax</u> | | | | | | | | | |
| 408110 | 001 | 7000:7100 | LOCAL PROPERTY TAXES | 105,673.21 | 105,223.21 | 105,673.21 | 105,672.88 | 105,672.88 | 97,003.14 |
| 408130 | 001 | 7000:7100 | NH BET TAXES | - | - | - | - | - | - |

| | 1 | 2 | 3 | 4 | 5 | 6 |
|--|--------------------|---------------------|---------------------|---------------------|---------------------|-------------------|
| | Jan-20 | Feb-20 | Mar-20 | Apr-20 | May-20 | Jun-20 |
| 414000 001 7100 GAIN FROM FORGIVENESS SRF DEBT | (2,059.04) | (2,059.04) | (2,059.04) | (2,059.04) | (2,059.04) | (2,059.04) |
| Income Tax | | | | | | |
| 409102 001 7100 PROV/FED INC TAX/CURRENT | (20,706.87) | (11,515.10) | 2,032.26 | (222.47) | 16,098.53 | 74,563.24 |
| 409113 001 7100 PROVS FOR NH BUS PRFTS TAX CUR | (8,225.91) | (4,574.44) | 807.33 | (88.38) | 6,395.22 | 29,620.65 |
| 410102 001 7100 PROV FEDL INCOME TAX DEFERRED | - | - | - | - | - | - |
| 410113 001 7100 PROV NH INCOME TAX DEFERRED | - | - | - | - | - | - |
| | (28,932.78) | (16,089.54) | 2,839.59 | (310.85) | 22,493.75 | 104,183.89 |
| Total Operating Deducts | 663,083.34 | 632,774.48 | 688,955.31 | 678,274.97 | 658,160.05 | 833,059.40 |
| Net Operating Income | (21,482.36) | 14,889.37 | 6,014.27 | (4,864.59) | 94,938.22 | 317,200.54 |
| Non-Operating Revenue Deductions | | | | | | |
| 421000 001 7100 MISC NON-OPERATING INCOME(EXP) | (7,453.58) | - | - | - | - | - |
| 426001 001 7100 MISCELLANEOUS NON-UTILITY EXP | - | - | - | - | - | - |
| 420000 001 7100 AFUDC-INTEREST(DEBT) COMPONENT | - | - | - | - | - | - |
| 420100 001 7100 AFUDC - EQUITY COMPONENT | - | - | - | - | - | - |
| Interest Expense | | | | | | |
| 427300 001 7000:7100 INTEREST EXP: BONDS & NOTES | 58,659.61 | 57,577.25 | 424.84 | 26,133.60 | 56,612.63 | 54,168.02 |
| 427200 001 7000:7100 LINE OF CREDIT INTEREST | 3,620.25 | 3,423.87 | 3,640.70 | 2,295.82 | 2,329.36 | 1,983.14 |
| 428000 001 7100 AMORTIZATION OF DEBT EXPENSE | 2,087.94 | 2,087.94 | 2,087.94 | 2,087.94 | 2,087.94 | 2,087.94 |
| 419000 001 7100 INTEREST INCOME | - | - | - | - | - | - |
| 427115 001 7100 INTERCOMPANY INTEREST | 17,312.30 | 16,169.18 | 17,454.70 | 8,554.24 | 8,429.33 | 8,385.62 |
| 427500 001 7100 INTEREST - OTHER | - | - | - | - | - | - |
| Total Interest | 81,680.10 | 79,258.24 | 23,608.18 | 39,071.60 | 69,459.26 | 66,624.72 |
| Net Income Before Dividends | (95,708.88) | (64,368.87) | (17,593.91) | (43,936.19) | 25,478.96 | 250,575.82 |
| Net Income (Or Loss) - YTD | (95,708.88) | (160,077.75) | (177,671.66) | (221,607.85) | (196,128.89) | 54,446.93 |
| Net Income (Or Loss) - MTD | (95,708.88) | (64,368.87) | (17,593.91) | (43,936.19) | 25,478.96 | 250,575.82 |

| | 7 | 8 | 9 | 10 | 11 | 12 | 12 |
|--|-----------------------|-----------------------|---------------------|---------------------|---------------------|---------------------|-----------------------|
| | Jul-20 | Aug-20 | Sep-20 | Oct-20 | Nov-20 | Dec-20 | Total |
| | (15,166.12) | (15,166.12) | (15,184.87) | (15,265.22) | (15,085.88) | (15,156.74) | (182,112) |
| | (77,192.43) | (77,192.43) | (77,192.43) | (77,192.43) | (77,192.43) | (77,192.43) | (926,309) |
| | 77,192.43 | 77,192.43 | 77,192.43 | 77,192.43 | 77,192.43 | 77,192.43 | 926,309 |
| | (889,214.82) | (994,844.05) | (804,057.91) | (820,535.82) | (565,522.62) | (518,019.49) | (8,006,666) |
| | - | - | - | - | - | - | (97,444) |
| | (137,379.00) | 129,969.00 | 42,855.00 | 194,272.00 | 44,525.00 | (22,274.00) | (40,920) |
| | - | - | - | - | - | - | 97,444 |
| | - | - | - | - | - | - | - |
| | - | - | - | - | - | - | - |
| | (29,746.33) | (32,623.31) | (27,032.86) | (27,580.07) | (20,067.47) | (18,668.22) | (270,425) |
| | (107,492.96) | (107,447.34) | (107,473.78) | (107,637.24) | (107,571.08) | (107,586.76) | (1,289,588) |
| | (1,178,999.23) | (1,020,111.82) | (910,894.42) | (776,746.35) | (663,722.05) | (681,705.21) | (9,789,710.90) |
| | (1,626.00) | (1,722.00) | (1,678.00) | (2,662.00) | (2,296.00) | (2,034.00) | (15,489) |
| | 1,180,625.23 | 1,021,833.82 | 912,572.42 | 779,408.35 | 666,018.05 | 683,739.21 | 9,805,200.08 |
| | 4,198.29 | 1,748.16 | - | - | 577.85 | 1,765.15 | 21,880 |
| | 37,349.75 | 78,682.02 | (1,550.14) | 25,599.40 | 22,856.74 | 33,303.79 | 315,456 |
| | 41,311.34 | 37,636.94 | 50,344.24 | 41,617.54 | 30,441.24 | 40,510.50 | 385,163 |
| | 1,658.17 | 686.24 | 1,295.16 | 1,213.19 | 897.02 | 815.29 | 11,654 |
| | 5,203.67 | 2,452.67 | 2,617.67 | 5,302.67 | 3,202.67 | 5,506.67 | 41,537 |
| | 11,577.79 | 6,837.81 | 8,838.83 | 6,911.30 | 4,040.68 | 3,693.68 | 66,712 |
| | 2,760.46 | 2,483.35 | 3,091.16 | 2,691.57 | 1,762.25 | 1,479.30 | 22,127 |
| | 4,756.80 | 5,436.51 | 5,436.51 | 6,654.25 | 5,436.51 | 5,436.51 | 67,035 |
| | 207.51 | 207.51 | 253.41 | 253.57 | 253.41 | 790.58 | 3,152 |
| | 441.30 | 387.71 | 507.13 | 455.07 | 389.24 | 435.60 | 5,105 |
| | 6,123.36 | 6,123.36 | 6,123.36 | 8,737.65 | 23,930.04 | 8,737.65 | 103,837 |
| | 4,921.26 | 4,698.22 | 3,740.48 | 3,740.48 | 3,078.95 | 3,487.71 | 47,979 |
| | 4,495.51 | 4,495.51 | 2,573.06 | 2,699.75 | 2,573.06 | 2,308.46 | 35,634 |
| | 6,772.35 | 6,772.35 | 5,624.62 | 7,536.52 | 5,624.62 | 5,488.25 | 74,475 |
| | 41,562.50 | 27,750.00 | 22,305.00 | 16,955.00 | 33,415.00 | 17,625.00 | 197,463 |
| | - | - | - | - | - | - | - |
| | - | - | - | - | - | - | - |
| | 2,982.29 | 3,268.55 | 3,730.17 | 3,083.05 | 2,138.46 | 1,799.99 | 26,892 |
| | 1,604.61 | 1,632.70 | 1,705.96 | 1,673.55 | 1,133.11 | 1,309.62 | 17,468 |
| | 384.38 | 400.69 | 461.75 | 490.16 | 472.04 | 492.10 | 5,142 |
| | 369.74 | 385.91 | 386.82 | 424.60 | 658.58 | 660.74 | 5,873 |
| | 953.92 | 889.32 | 941.32 | 911.25 | 889.70 | 952.63 | 9,788 |
| | 147.76 | 138.14 | 135.45 | 122.90 | 99.28 | 123.46 | 1,611 |
| | 297.02 | 277.20 | 293.87 | 280.44 | 348.09 | 448.05 | 4,499 |
| | 3,431.09 | 3,206.14 | 2,915.70 | 3,477.76 | 3,575.38 | 3,641.15 | 39,807 |
| | 203.29 | 128.04 | 126.96 | 380.65 | 414.06 | 479.93 | 4,545 |
| | 289.41 | 844.85 | 465.55 | 611.18 | 776.71 | 759.36 | 8,641 |
| | 349.77 | 357.00 | 363.59 | 592.66 | 976.84 | 811.91 | 7,006 |
| | 360.53 | 362.91 | 371.49 | 352.00 | 454.06 | 480.12 | 5,069 |
| | 1,067.33 | 980.05 | 963.98 | 917.63 | 974.14 | 1,438.92 | 12,859 |
| | | | | | | | 1,377,329 |

| | 7 | 8 | 9 | 10 | 11 | 12 | 12 |
|-----------|-----------|-----------|-----------|-----------|-----------|----------------|---------|
| | Jul-20 | Aug-20 | Sep-20 | Oct-20 | Nov-20 | Dec-20 | Total |
| 833.94 | 846.61 | 804.73 | 984.50 | 660.40 | 685.25 | 8,788 | |
| 117.24 | 109.91 | 113.23 | 119.83 | 131.31 | 273.90 | 1,924 | |
| 286.65 | 231.70 | 211.34 | 229.23 | 358.58 | 222.62 | 3,785 | |
| 394.74 | 433.74 | 436.26 | 433.88 | 720.23 | 885.32 | 7,344 | |
| 460.42 | 434.19 | 436.52 | 474.32 | 824.42 | 1,533.27 | 8,880 | |
| 930.42 | 997.05 | 571.51 | 1,481.53 | 1,016.71 | 1,196.40 | 12,719 | |
| 78.63 | 71.80 | 63.63 | 66.25 | 60.56 | 66.15 | 706 | |
| 48.75 | 51.38 | 48.96 | 51.98 | 51.61 | 51.61 | 562 | |
| 417.24 | 458.00 | 431.79 | 416.08 | 395.71 | 382.86 | 4,631 | |
| 926.42 | 2,553.79 | 1,646.06 | 1,412.74 | 916.43 | 1,332.76 | 15,773 | |
| 133.87 | 128.88 | 120.29 | 129.15 | 149.61 | 287.48 | 2,309 | |
| 221.09 | 264.33 | 183.74 | 349.77 | 247.40 | 268.54 | 3,193 | |
| 738.84 | 465.90 | 1,072.57 | 660.12 | (57.36) | 1,491.50 | 9,484 | |
| - | - | - | - | - | - | - | |
| 446.99 | 411.02 | 407.89 | 424.43 | 396.06 | 521.27 | 5,858 | |
| 100.39 | 103.66 | 142.74 | 119.96 | 310.66 | 191.86 | 2,203 | |
| 296.37 | 299.90 | 283.78 | 309.32 | 280.77 | 353.03 | 4,050 | |
| 937.22 | 915.53 | 939.42 | 931.24 | 503.60 | 1,050.97 | 10,859 | |
| 776.15 | 515.73 | 491.01 | 445.04 | 526.73 | 645.24 | 7,720 | |
| - | - | - | - | - | - | - | |
| 462.05 | 327.93 | 313.97 | 318.98 | 294.24 | 307.78 | 5,104 | |
| 310.60 | 303.81 | 308.34 | 239.52 | 137.46 | 123.00 | 2,657 | |
| 126.36 | 281.25 | 214.99 | 200.00 | 351.46 | 385.29 | 3,520 | |
| 1,542.42 | 881.47 | 2,410.08 | 808.72 | 557.11 | 3,993.59 | 21,002 | |
| - | - | - | - | - | - | - | |
| 291.45 | 300.25 | 260.41 | 261.90 | 122.95 | 285.95 | 4,354 | |
| 271.15 | 180.70 | 344.56 | 195.01 | 68.28 | 463.37 | 3,798 | |
| 113.79 | 115.20 | 127.55 | 308.69 | 301.56 | 499.65 | 3,483 | |
| 184.73 | 298.84 | 198.49 | 219.17 | 249.27 | 429.54 | 3,766 | |
| - | 113.35 | 641.49 | 656.02 | 509.35 | 553.71 | 2,474 | |
| 88.74 | 86.51 | 89.49 | 76.30 | 186.89 | 269.28 | 1,840 | |
| 678.05 | 386.52 | 821.40 | 445.33 | 114.72 | 1,116.12 | 7,714 | |
| 319.85 | 336.58 | 324.94 | 421.06 | 272.22 | 325.15 | 4,214 | 323,915 |
| - | - | - | - | - | - | - | |
| - | - | - | - | - | - | - | |
| - | - | - | - | 295.26 | - | 474 | |
| 1,203.31 | 2,036.61 | - | - | 80.38 | - | 9,350 | |
| - | 191.76 | 3,527.65 | - | 1,501.21 | - | 5,514 | |
| - | - | - | - | - | - | - | |
| - | - | - | - | - | - | - | |
| 765.62 | 2,574.12 | 2,190.40 | 1,800.01 | 1,135.76 | 1,517.70 | 22,166 | |
| - | - | - | - | - | - | - | |
| 78.34 | 78.38 | 78.38 | 78.70 | 78.49 | 78.49 | 917 | |
| 434.82 | 242.06 | 1,086.42 | 468.51 | 2,383.26 | 4,255.26 | 19,205 | |
| 64,620.92 | 60,882.76 | 68,523.41 | 79,866.18 | 46,371.97 | 54,267.08 | 660,735 | |
| 2,151.76 | 1,876.66 | 1,972.44 | 1,824.19 | 1,746.81 | 2,762.26 | 26,290 | |
| - | - | - | - | - | - | - | |
| - | - | - | - | - | - | - | |
| - | 900.00 | 850.00 | 1,100.00 | 1,000.00 | 900.00 | 8,840 | |

| | 7 | 8 | 9 | 10 | 11 | 12 | 12 |
|-------------------|-------------------|-------------------|-------------------|-------------------|-------------------|---------------------|-------|
| | Jul-20 | Aug-20 | Sep-20 | Oct-20 | Nov-20 | Dec-20 | Total |
| - | - | - | - | - | - | - | - |
| 138.24 | 327.00 | 106.96 | 110.60 | 87.12 | 642.58 | 2,911 | |
| 260.00 | - | - | - | - | 160.80 | 421 | |
| 145.16 | 72.58 | - | 36.43 | 72.86 | 151.27 | 694 | |
| - | - | - | - | - | 963.40 | 963 | |
| - | - | - | - | - | - | - | |
| 15,858.00 | - | 10,743.04 | - | 9,178.18 | 10,572.01 | 60,448 | |
| 56.19 | 74.92 | 18.73 | 93.65 | 59.94 | 410.06 | 994 | |
| 420.89 | - | - | 140.30 | - | 137.17 | 1,546 | |
| 1,512.67 | 19.16 | 1,198.25 | 1,598.96 | 43.95 | 167.73 | 7,760 | |
| 1,252.32 | 874.71 | 3,784.50 | 1,387.99 | 757.15 | 3,913.05 | 24,921 | |
| - | - | - | - | - | - | - | |
| - | - | - | - | - | - | - | |
| - | - | - | - | - | - | - | |
| 1,388.92 | 1,813.34 | 2,434.32 | 1,411.86 | 1,405.28 | 1,839.12 | 17,856 | |
| 2,776.00 | 4,075.00 | 1,882.40 | 3,171.20 | 14,360.60 | 2,842.60 | 46,324 | |
| 3,305.09 | 4,230.10 | 2,440.11 | 3,902.22 | 3,719.22 | 2,211.56 | 29,477 | |
| - | - | - | - | - | - | - | |
| 294,684.01 | 292,444.55 | 239,361.29 | 253,866.66 | 246,326.11 | 252,766.72 | 2,670,930.89 | |
| - | - | - | - | - | - | - | |
| - | - | - | - | - | - | - | |
| - | - | - | - | - | - | - | |
| 1,567.77 | 3,338.02 | 4,288.09 | 3,707.62 | 5,808.19 | 3,652.15 | 47,639 | |
| 483.61 | 118.46 | 483.62 | 1,814.06 | 1,447.45 | 362.35 | 9,640 | |
| 232.81 | - | 360.48 | 473.13 | 1,073.93 | 390.52 | 3,560 | |
| - | - | - | - | - | - | 154 | |
| - | - | - | - | - | - | - | |
| 1,449.51 | 1,535.36 | 31,862.11 | 40,847.12 | 7,061.00 | 5,623.02 | 164,420 | |
| 7,734.05 | 2,837.65 | 2,878.52 | 7,672.53 | 3,108.77 | 850.88 | 48,946 | |
| 867.35 | 777.28 | 7,025.05 | 1,930.58 | 15,886.28 | 504.92 | 71,628 | |
| 398.87 | 2,582.25 | 7,523.22 | 5,056.30 | 1,406.83 | 1,930.85 | 40,643 | |
| 73.11 | 48.59 | 49.17 | 42.58 | 32.97 | 39.37 | 1,415 | |
| 34,701.23 | 14,606.22 | 15,119.88 | 31,542.91 | 14,919.72 | 12,610.57 | 200,209 | |
| 552.83 | 551.83 | 949.45 | 858.11 | 767.44 | 168.32 | 7,789 | |
| - | 813.88 | 4,053.21 | 496.81 | 2,010.62 | 15,157.70 | 39,389 | |
| - | - | 238.50 | - | - | 22.50 | 274 | |
| - | 529.67 | - | - | - | - | 5,129 | |
| 321.15 | 6,159.44 | 925.80 | 524.84 | 118.46 | 875.07 | 21,822 | |
| 10,367.54 | 10,130.09 | 11,979.52 | 8,828.85 | 8,913.60 | 3,352.97 | 81,275 | |
| 58,749.83 | 44,028.74 | 87,736.62 | 103,795.44 | 62,555.26 | 45,541.19 | 743,928.98 | |
| - | - | - | - | - | - | - | |
| - | - | - | - | - | - | - | |
| - | - | - | - | - | - | - | |
| 1,409.58 | 3,332.66 | 1,520.85 | 2,489.97 | 3,205.68 | 1,847.91 | 28,479 | |

40,211

| | 7 | 8 | 9 | 10 | 11 | 12 | 12 |
|--|-------------------|-------------------|-------------------|-------------------|-------------------|-------------------|-------------------|
| | Jul-20 | Aug-20 | Sep-20 | Oct-20 | Nov-20 | Dec-20 | Total |
| | 1,982.70 | 3,008.75 | 2,227.40 | 3,027.08 | 1,871.26 | 1,888.72 | 25,598 |
| | 318.19 | 504.04 | 613.96 | 667.66 | 692.53 | 397.74 | 4,545 |
| | - | - | - | - | - | - | - |
| | 8,278.79 | 7,798.71 | 7,979.73 | 6,078.95 | 10,764.80 | 4,472.69 | 88,910 |
| | 627.20 | - | 36.87 | - | - | 3,424.38 | 6,874 |
| | 850.61 | 2,023.94 | 2,353.06 | - | - | - | 18,516 |
| | - | (23.40) | - | 6,967.30 | 1,497.42 | 253.55 | 10,541 |
| | 13,467.07 | 16,644.70 | 14,731.87 | 19,230.96 | 18,031.69 | 12,284.99 | 184,845.18 |
| | 73.45 | 38.25 | 33.60 | 50.20 | 98.45 | 122.65 | 786 |
| | 176.08 | 139.10 | - | 278.27 | 139.94 | 76.60 | 1,642 |
| | 231.21 | 8.00 | 2,258.00 | 6,426.99 | 8.00 | 1,225.92 | 13,953 |
| | 9,927.89 | 9,919.44 | 9,927.77 | 9,870.74 | 9,855.74 | 9,872.38 | 113,306 |
| | 2,842.34 | 1,960.33 | 5,332.33 | - | 2,931.00 | 2,931.00 | 33,051 |
| | 961.67 | 961.67 | 961.67 | 961.67 | 961.67 | 961.67 | 11,540 |
| | 774.50 | - | 732.50 | 220.00 | 458.85 | - | 3,565 |
| | - | - | - | - | - | - | - |
| | - | - | - | - | - | - | 103 |
| | - | - | - | - | - | - | - |
| | - | - | - | - | - | - | - |
| | - | - | - | - | - | - | - |
| | 14,987.14 | 13,026.79 | 19,245.87 | 17,807.87 | 14,453.65 | 15,190.22 | 177,946.06 |
| | 4,690.00 | 5,462.00 | 4,040.00 | 5,338.00 | 5,747.00 | 3,970.00 | 59,920 |
| | 199,304.00 | 201,217.00 | 195,136.00 | 228,540.00 | 205,175.00 | 182,655.00 | 2,421,214 |
| | - | - | - | - | - | - | - |
| | - | - | - | - | - | - | - |
| | 585,882.05 | 572,823.78 | 560,251.65 | 628,578.93 | 552,288.71 | 512,408.12 | 6,073,940 |
| | - | - | - | - | - | - | - |
| | - | - | - | - | - | - | - |
| | 130,594.49 | 130,770.57 | 133,885.90 | 503,352.35 | 138,315.42 | 164,815.01 | 1,982,811 |
| | (14,169.06) | (14,169.06) | (14,169.06) | (14,169.06) | (14,169.07) | (14,169.05) | (170,029) |
| | (9.59) | (9.59) | (9.59) | (9.59) | (9.59) | (9.59) | (115) |
| | (474.67) | (474.66) | (474.65) | (474.65) | (474.65) | (474.65) | (5,696) |
| | (529.59) | (529.60) | (529.59) | (529.60) | (529.59) | (529.60) | (6,355) |
| | (471.32) | (471.33) | (471.32) | (471.33) | (471.32) | (471.33) | (5,656) |
| | (548.34) | (548.34) | (548.34) | (548.34) | (548.34) | (548.34) | (6,580) |
| | 114,391.92 | 114,567.99 | 117,683.35 | 487,149.78 | 122,112.86 | 148,612.45 | 1,788,380 |
| | (36,574.22) | (36,626.46) | (39,864.90) | (408,230.37) | (41,671.28) | (52,507.02) | (835,087) |
| | 4,361.22 | 4,361.24 | 4,361.25 | 4,361.23 | 4,361.21 | 4,960.21 | 64,174 |
| | 18,307.82 | 18,307.81 | 18,307.81 | 18,307.81 | 18,307.81 | 18,307.81 | 219,198 |
| | 102,782.96 | 102,782.96 | 102,782.97 | 102,782.96 | 82,715.29 | 63,618.85 | 1,182,385 |
| | - | - | - | - | - | 3,978.00 | 3,978 |

7,426,961.37

| | 7 | 8 | 9 | 10 | 11 | 12 | 12 |
|--|-------------------|-------------------|-------------------|---------------------|---------------------|---------------------|---------------------|
| | Jul-20 | Aug-20 | Sep-20 | Oct-20 | Nov-20 | Dec-20 | Total |
| | (2,059.04) | (2,059.04) | (2,059.04) | (2,059.04) | (2,059.04) | (2,059.04) | (24,708) |
| | 62,445.09 | 43,593.75 | 18,847.12 | 103,561.97 | (20,975.47) | (14,344.05) | 253,378 |
| | 24,806.65 | 17,317.85 | 7,487.11 | 41,140.55 | (8,332.62) | (27,077.01) | 79,277 |
| | - | - | - | - | - | 277,647.00 | 277,647 |
| | - | - | - | - | - | 128,035.00 | 128,035 |
| | 87,251.74 | 60,911.60 | 26,334.23 | 144,702.52 | (29,308.09) | 364,260.94 | 738,337.00 |
| | 874,344.45 | 835,069.88 | 787,797.32 | 975,593.82 | 706,747.47 | 1,061,580.32 | 9,391,463 |
| | 306,280.78 | 186,763.94 | 124,775.10 | (196,185.47) | (40,729.42) | (377,841.11) | 409,759 |
| | - | - | - | - | - | - | (7,454) |
| | - | - | - | - | - | - | - |
| | - | - | - | - | - | - | - |
| | - | - | - | - | - | - | - |
| | 53,616.77 | 54,295.23 | 63,841.86 | 60,256.61 | 56,908.52 | 56,314.88 | 598,810 |
| | 2,282.94 | 2,254.50 | 2,175.52 | 2,237.90 | 1,842.15 | 568.17 | 28,654 |
| | 2,087.94 | 2,087.94 | 2,204.41 | 1,674.50 | 1,674.50 | 1,674.50 | 23,931 |
| | - | - | - | - | - | - | - |
| | 8,456.14 | 8,524.13 | 8,510.46 | 8,391.87 | 8,459.03 | 8,546.11 | 127,193 |
| | - | - | - | - | - | - | - |
| | 66,443.79 | 67,161.80 | 76,732.25 | 72,560.88 | 68,884.20 | 67,103.66 | 778,588.68 |
| | 239,836.99 | 119,602.14 | 48,042.85 | (268,746.35) | (109,613.62) | (444,944.77) | (361,375.83) |
| | 294,283.92 | 413,886.06 | 461,928.91 | 193,182.56 | 83,568.94 | (361,375.83) | |
| | 239,836.99 | 119,602.14 | 48,042.85 | (268,746.35) | (109,613.62) | (444,944.77) | |

 Jan-20

Assets
Land

| | | | | |
|--------|-----|------|--|---------------------|
| 103000 | 001 | 7000 | PROPERTY HELD FUTURE USE | 4,449.76 |
| 303100 | 001 | 7000 | LAND | 505,004.63 |
| 303240 | 001 | 7000 | EASEMENTS | 486,156.66 |
| 303250 | 001 | 7000 | EASEMENT - GAGE HILL | - |
| 303260 | 001 | 7000 | EASEMENTS: OAKWOOD | - |
| 303270 | 001 | 7000 | EASEMENTS: GILCREAST RD | - |
| 303500 | 001 | 7000 | DISTRIB RESER & STANDPIPE LAND | - |
| 303510 | 001 | 7000 | AVERY/HICKORY INTER WATER RIGHTS | 100,335.00 |
| 303520 | 001 | 7000 | LAND RIGHTS/SOURCE OF SUPPLY & PUMPING PLANT | 108,285.50 |
| 303600 | 001 | 7000 | DISTRIB SYS LAND & RIGHTS/WAY | 25,000.00 |
| | | | | 1,229,231.55 |

Structures

| | | | | |
|--------|-----|------|--------------------------------|----------------------|
| 304000 | 001 | 7000 | STRUCTURES AND IMPROVEMENTS | - |
| 304100 | 001 | 7000 | SOURCE OF SUPPLY STRUCTURES | 3,659,390.73 |
| 304200 | 001 | 7000 | POWER & PUMPING STRUCTURES | 2,508,137.30 |
| 304210 | 001 | 7000 | STRUCTURES & IMPROVE: ROOFING | 14,695.12 |
| 304500 | 001 | 7000 | DISTRIBUTION RESERVOIRS | - |
| 304550 | 001 | 7000 | BOOSTER STATIONS | 1,265,051.46 |
| 304800 | 001 | 7000 | WTP - STRUCTURES | 51,800.53 |
| 304999 | 001 | 7000 | BUILDINGS/ACQUISITION ADJUSTMT | - |
| 306000 | 001 | 7000 | LAKE, RIVER, OTHER INTAKES | - |
| 307100 | 001 | 7000 | WELLS & SPRINGS | 2,055,630.43 |
| 307210 | 001 | 7000 | WELL PUMPING & PIPING | 309,878.99 |
| 309200 | 001 | 7000 | SUPPLY MAINS:S/S PUMPING PLANT | 562,249.21 |
| | | | | 10,426,833.77 |

Equipment

| | | | | |
|--------|-----|------|---|---------------------|
| 310000 | 001 | 7000 | POWER GENERATION EQUIPMENT | 759,921.19 |
| 311200 | 001 | 7000 | ELECTRIC PUMPING EQUIPMENT | 1,655,519.00 |
| 311210 | 001 | 7000 | PUMPING EQUIPMENT: PUMPS | 319,973.11 |
| 311220 | 001 | 7000 | PUMPING EQUIPMENT: METERS | 18,636.91 |
| 311230 | 001 | 7000 | ELECTRIC PUMPING EQUIPMENT-CHEMICAL PUMPS | 25,206.24 |
| 311600 | 001 | 7000 | OTHER POWER PUMPING EQUIPMENT | 4,175.71 |
| 320000 | 001 | 7000 | PURIFICATION SYSTEM EQUIPMENT | 834,158.36 |
| 320100 | 001 | 7000 | OTHER PRODUCTION EQUIPMENT | - |
| 320200 | 001 | 7000 | WATER TREATMENT EQUIPMENT | 469,778.30 |
| 320310 | 001 | 7000 | WTP EQUIPMENT-FILTER MEDIA | 17,123.56 |
| | | | | 4,104,492.38 |

Transmission & Distribution

| | | | | |
|--------|-----|------|-------------------------------|---------------|
| 330000 | 001 | 7000 | DISTRIBUTION RES & STANDPIPES | 1,992,420.41 |
| 331001 | 001 | 7000 | PAVEMENTS - TRANS MAINS | 91,034.18 |
| 331002 | 001 | 7000 | PAVEMENTS - DIST MAINS | 1,346,584.68 |
| 331003 | 001 | 7000 | PAVEMENTS-GATE VALVES | 5,826.93 |
| 331006 | 001 | 7000 | PAVING: CIAC - MAINS | - |
| 331100 | 001 | 7000 | MAINS: 6" & LARGER | 17,698,527.56 |
| 331101 | 001 | 7000 | MAINS: 4" & UNDER | 2,670,226.65 |
| 331102 | 001 | 7000 | MAINS: UNKNOWN SIZE | 5,161,268.54 |
| 331150 | 001 | 7000 | MAINS: CIAC - 6" & LARGER | 10,240,438.54 |
| 331151 | 001 | 7000 | MAINS: CIAC - 4" & UNDER | 924,639.69 |
| 331152 | 001 | 7000 | MAINS: CIAC - UNKNOWN SIZE | 622,095.25 |

| | | | | |
|--------|-----|------|--------------------------------------|----------------|
| 331200 | 001 | 7000 | DISTRIBUTION MAINS - NEW | 48,472.79 |
| 331255 | 001 | 7000 | GATES: CIAC - 4" & UNDER | 35,803.46 |
| 331256 | 001 | 7000 | GATES: CIAC - 6" & LARGER | 146,920.00 |
| 331250 | 001 | 7000 | GATES: 4" & UNDER | 435,875.36 |
| 331251 | 001 | 7000 | GATES: 6" & LARGER | 169,739.63 |
| 331252 | 001 | 7000 | GATES: UNKNOWN SIZE | 149,726.91 |
| 331300 | 001 | 7000 | DIST MAINS: DEVELOPER INSTALL | 4,849,842.58 |
| 331400 | 001 | 7000 | CIAC: PRESSURE REDUCING VALVE VAULTS | 98,000.00 |
| 333004 | 001 | 7000 | PAVEMENTS: SERVICES | 85,379.57 |
| 333100 | 001 | 7000 | NEW SERVICES | 2,171,135.50 |
| 333200 | 001 | 7000 | RENEWED SERVICES | 1,478,046.18 |
| 333230 | 001 | 7000 | DEV INSTALLED SERVICES: CIAC | 3,216,186.55 |
| 333250 | 001 | 7000 | DEV INSTALLED SERVICES: PAID | 1,430,684.81 |
| 334000 | 001 | 7000 | METERING EQUIPMENT | 1,270,971.18 |
| 334100 | 001 | 7000 | RADIOS FOR METERING | 788,560.43 |
| 335000 | 001 | 7000 | FIRE PROT EQUIP: HYDRANTS | 609,340.42 |
| 335005 | 001 | 7000 | HYDRANTS - PAVING | 4,605.74 |
| 335100 | 001 | 7000 | HYDRANTS: CIAC | 1,003,865.85 |
| 339000 | 001 | 7000 | OTHER TRANS/DIST EQUIPMENT | 89,767.42 |
| 114100 | 001 | 7000 | AQUISITION ADJ | (8,709,952.77) |
| 114101 | 001 | 7000 | ACQ ADJ: WESCO | (7,940.20) |
| 114102 | 001 | 7000 | ACQUISITION ADJ: CASTLE REACH | (185,750.00) |
| 114103 | 001 | 7000 | ACQUISITION ADJ: WHITE ROCK SR | (230,800.00) |
| 114104 | 001 | 7000 | ACQUISITION ADJ: LAMPLIGHTER | (276,666.67) |
| 114105 | 001 | 7000 | ACQUISITION ADJ: FLETCHERS | (331,666.66) |
| 115100 | 001 | 7000 | ACCUM AMORT OF ACQ ADJUSTMENT | 4,060,422.25 |
| 115101 | 001 | 7000 | ACCUM AMORT OF ACQ ADJ:WESCO | 3,054.87 |
| 115102 | 001 | 7000 | ACCUM AMORT ACQ ADJ:CASTLE REA | 106,596.44 |
| 115103 | 001 | 7000 | ACCUM AMORT ACQ ADJ:WHITE ROCK | 122,381.28 |
| 115104 | 001 | 7000 | ACCUM AMORT ACQ ADJ:LAMPLIGHTR | 171,585.82 |
| 115105 | 001 | 7000 | ACCUM AMORT ACQ ADJ:FLETCHERS | 207,097.13 |

53,764,348.30

Miscellaneous Equipment

| | | | | |
|--------|-----|------|--------------------------------|------------|
| 340100 | 001 | 7000 | OFFICE FURNITURE/EQUIPMENT | 2,688.66 |
| 343000 | 001 | 7000 | SHOP EQUIPMENT | 72,937.34 |
| 344000 | 001 | 7000 | LAB EQUIPMENT | 9,592.29 |
| 345500 | 001 | 7000 | POWER OPERATED EQUIP -GEN PLNT | - |
| 346000 | 001 | 7000 | COMMUNICATION EQUIPMENT | 528,230.35 |
| 347110 | 001 | 7000 | COMPUTER EQUIPMENT | 92,317.22 |
| 348000 | 001 | 7000 | MISCELLANEOUS GENERAL EQUIP | 10,364.16 |

716,130.02

Intangible Plant

| | | | | |
|--------|-----|------|--------------------------------|------------|
| 301000 | 001 | 7000 | ORGANIZATION EXPENSE | 386,400.05 |
| 301260 | 001 | 7000 | ORGANIZATION EXP: THURSTON WDS | - |
| 301270 | 001 | 7000 | ORGANIZATION EXP: LAMPLIGHTER | - |
| 301740 | 001 | 7000 | ORGANIZATION EXP: FLETCHERS | - |
| 302100 | 001 | 7000 | FRANCHISES & CONSENTS | 21,445.54 |
| 302230 | 001 | 7000 | FRANCHISE FEES: CASTLE REACH | 48,432.05 |
| 302420 | 001 | 7000 | FRANCHISE FEES: WHITE ROCK | - |
| 302730 | 001 | 7000 | FRANCHISE FEES: WESCO | - |

456,277.64

Total Plant in Service

70,697,313.66

Accumulated Depreciation

-

| | | | | |
|--------|-----|------|---|------------------------|
| 108000 | 001 | 7000 | ACCUMULATED DEPRECIATION | (18,991,434.77) |
| 108001 | 001 | 7000 | ACCUM DEPREC: COST OF REMOVAL | 1,464,601.34 |
| 108002 | 001 | 7000 | ACCUMULATED DEPRECIATION: LOSS | 1,793,536.68 |
| 108999 | 001 | 7000 | ACCUM DEPREC: ACQUIS ADJUSTMNT | - |
| | | | | (15,733,296.75) |
| | | | <u>Net Plant in Service</u> | 54,964,016.91 |
| | | | <u>Construction Work in Progress</u> | |
| 105222 | 001 | 7000 | CWIP: CONTRACTOR CLEARING | 492,836.74 |
| 105444 | 001 | 7000 | CWIP: CONTRACTOR CLEARING | 262,499.39 |
| | | | | 55,719,353.04 |
| | | | Current Assets | |
| | | | <u>Cash</u> | |
| 131120 | 001 | 7000 | CASH: BANK OF AMERICA OPERATNG | - |
| 131110 | 001 | 7000 | CASH: PETTY CASH PAC | 900.00 |
| 131350 | 001 | 7000 | RESTRICTED CASH - TD BANK - RSF | 58,873.19 |
| 131375 | 001 | 7000 | DSRR 1.0 RSF | 91,987.94 |
| 131380 | 001 | 7000 | MOERR RSF | (151,505.93) |
| 131385 | 001 | 7000 | MOERR | 729,760.88 |
| 131390 | 001 | 7000 | DSRR 1.0 | 137,089.70 |
| 131395 | 001 | 7000 | DSRR 0.1 | 106,340.79 |
| 133100 | 001 | 7000 | OTHER SPECIAL DEPOSITS | 39,170.00 |
| | | | <u>Accounts Receivable, Net</u> | |
| 141000 | 001 | 7000 | A/R: BILLED WATER REVENUE | 427,851.94 |
| 141400 | 001 | 7000 | A/R: MISCELLANEOUS | 63,045.67 |
| 143901 | 001 | 7000 | ALLOWANCE FOR DOUBTFUL ACCTS | (2,000.00) |
| 143902 | 001 | 7000 | ALLOW DOUBTFUL ACCT: NON-WATER | - |
| | | | | 488,897.61 |
| 173150 | 001 | 7000 | A/R: UNBILLED WATER REVENUE | 656,771.00 |
| 173153 | 001 | 7000 | AR UNBIL REV:CAP RECOV RECOUP | - |
| 173200 | 001 | 7000 | A/R:UNBILLED WATER REV-RECOUP | - |
| 173300 | 001 | 7000 | A/R:UNBILLED WATER REV-RECOUP 2017 | 46,476.32 |
| | | | | 703,247.32 |
| | | | <u>Inventory & Supplies</u> | |
| 151000 | 001 | 7000 | INVENTORY | - |
| 151101 | 001 | 7000 | INVENTORY: METERS - PEU | - |
| 151400 | 001 | 7000 | INVENTORY: CHEMICALS | - |
| | | | <u>Prepaid Expenses & Other</u> | |
| 162100 | 001 | 7000 | PREPAID INSURANCE | 18,440.02 |
| 162300 | 001 | 7000 | PREPAID PROPERTY TAXES | - |
| 162700 | 001 | 7000 | PREPAID EXPENSES | 11,717.97 |
| 163310 | 001 | 7000 | PREPAID PROPERTY TAXES | 175,927.75 |
| 184100 | 001 | 7000 | CLEARING ACCOUNT | (31,547.54) |
| | | | | 174,538.20 |
| | | | Total Current Assets | 2,379,299.70 |
| | | | Other Assets | |
| | | | <u>Abandoned Property</u> | |
| 182200 | 001 | 7000 | ABANDONED 8" MAIN -RANGE RD | - |

| | | | | |
|--------|-----|------|---|----------------------|
| 182400 | 001 | 7000 | ABAND PUMP STA: SPRINGWOOD HLS | - |
| | | | <u>Other Deferred Charges</u> | |
| 186000 | 001 | 7000 | PHASE II & V WAIVER - NC | - |
| 186100 | 001 | 7000 | ACQUISITION PREMIUM - MARA | 7,349,021.66 |
| 186130 | 001 | 7000 | SERGEANT WOODS-NEWTON, NH | - |
| 186175 | 001 | 7000 | CROSS CONNECTION SURVEY-PEU | - |
| 186195 | 001 | 7000 | SPRUCE POND-WINDHAM NH-ACQUIST | - |
| 186200 | 001 | 7000 | CLEAN/DISPOSE OF TANK SLUDGE | - |
| 186205 | 001 | 7000 | PELHAM WATER SUPPLY STUDY | - |
| 186210 | 001 | 7000 | LAKES REGION WATER CO-ACQUISIT | - |
| 186215 | 001 | 7000 | WINNISQUAM VILLAGE CONDO'S | - |
| 186220 | 001 | 7000 | DANIELS LAKE ACQ - WEARE, NH | - |
| 186230 | 001 | 7000 | FREEDOM VILLAGE ACQUISITION | - |
| 186240 | 001 | 7000 | SARBANES-OXLEY | - |
| 186250 | 001 | 7000 | BIRCH HILL GIARDIA SUIT | - |
| 186260 | 001 | 7000 | NORTH CONWAY LAND SALE | - |
| 186265 | 001 | 7000 | ABATEMENT | 6,837.59 |
| 186266 | 001 | 7000 | ABATEMENT | 5,618.13 |
| 186267 | 001 | 7000 | LITCHFIELD WHOLESALE WATER SUPPLY CONTRACT FEES | 4,634.59 |
| 186270 | 001 | 7000 | LONDONDRY VULNERABILITY STUDY | - |
| 186280 | 001 | 7000 | LITCHFIELD VULNERABILITY STUDY | - |
| 186280 | 001 | 7000 | GRANT AVAILABILITY STUDY - NC | - |
| 186300 | 001 | 7000 | WINDHAM WATER SUPPLY STUDY | - |
| 186310 | 001 | 7000 | W&E WATER SYSTEM SUPPLY STUDY | - |
| 186325 | 001 | 7000 | BEAVER HOLLOW TANK CLEANING | - |
| 186360 | 001 | 7000 | W&E WATER SUPPLY STUDY | 1,586.97 |
| 186370 | 001 | 7000 | LOCKE LAKE WELL/GROUNDWATER STUDY | 19,981.12 |
| 186375 | 001 | 7000 | AIRSTRIIP STATION UPGRADE STUDY | - |
| 186380 | 001 | 7000 | RATE CASE EXPENSE: 2007 | - |
| 186400 | 001 | 7000 | RATE CASE EXP: NORTH COUNTRY | (19.00) |
| 186410 | 001 | 7000 | RATE CASE EXPENSE: 2012 | - |
| 186415 | 001 | 7000 | RATE CASE EXPENSE: 2017 | 5,143.49 |
| 186416 | 001 | 7000 | RATE CASE EXPENSE: 2019 | - |
| 186420 | 001 | 7000 | LOCKE LAKE LEAK DETECTION | - |
| 186500 | 001 | 7000 | MANCHESTER SRCE DEV CHARGE:LY | 414,435.22 |
| 186510 | 001 | 7000 | MSCD: MAPLE HILLS - DERRY | 26,462.25 |
| 186675 | 001 | 7000 | WEB SITE UPGRADE 2006 | - |
| 186680 | 001 | 7000 | WEB-SITE UPGRADE 2011 | - |
| 186700 | 001 | 7000 | N CONWAY WATER INTERCONNECT | 48,017.14 |
| 186701 | 001 | 7000 | N CONWAY WATER PREC-BUY IN FEE | 1,062.41 |
| 186710 | 001 | 7000 | SKYVIEW ESTATES - PELHAM | 3,308.80 |
| 186720 | 001 | 7000 | BOW HIGHLANDS, BOW NH-ACQUISIT | 2,368.14 |
| 186730 | 001 | 7000 | CO-BANK DEFERRED PATRONAGE | 151,206.15 |
| 186750 | 001 | 7000 | CO-BANK DEFERRED PATRONAGE | - |
| | | | | 8,039,664.66 |
| 188100 | 001 | 7000 | ACQUISITION PREMIUM - MARA | - |
| | | | <u>Unamortized Debt Expense</u> | |
| 181000 | 001 | 7000 | UNAMORTIZED DEBT EXPENSE | 234,892.21 |
| | | | Total Other Assets | 8,274,556.87 |
| | | | Total Assets | 66,373,209.61 |

Equity and Liabilities

Shareholder's Equity

| | | | | |
|---------------------|-----|------|---|------------------------|
| 201100 | 001 | 7000 | COMMON STOCK | (100.00) |
| 211000 | 001 | 7000 | ADDITIONAL PAID IN CAPITAL | (11,428,200.68) |
| 438000 | 001 | 7000 | DIVIDENDS: COMMON STOCK | - |
| 219000 | 001 | 7000 | OTHER COMPREHENSIVE INCOME | 249,963.60 |
| | | | | (11,178,337.08) |
| | | | | |
| 215500 | 001 | 7000 | RETAINED EARNINGS BEG - PEU | 2,156,261.69 |
| Net Profit or Loss | | | | 95,708.88 |
| Total Equity | | | | (8,926,366.51) |
| | | | | |
| 221000 | 001 | 7000 | LONG TERM DEBT: BONDS & NOTES | - |
| 221002 | 001 | 7000 | LTD - SRF LOAN: GREEN HILLS | (66,893.75) |
| 221003 | 001 | 7000 | LTD-SRF LOAN PELHAM TANK PROJ | (209,068.13) |
| 221004 | 001 | 7000 | LTD-SRF LOAN: MAPLE HILLS | (321,295.00) |
| 221005 | 001 | 7000 | LTD - SRF LOAN/BIRCH HILL | (1,100,899.06) |
| 221006 | 001 | 7000 | LTD - SRF LOAN/LOCKE LAKE | (99,690.38) |
| 221007 | 001 | 7000 | LTD - SRF LOAN/LOCKE LAKE 2011 | (139,992.74) |
| 221008 | 001 | 7000 | LTD/SRF LOAN: LIBERTY TREE | (218,789.00) |
| 221009 | 001 | 7000 | LTD/SRF LOAN: LOCKE LAKE 2012 | (280,878.87) |
| 221010 | 001 | 7000 | LTD: COBANK 4.5M LOAN | (2,495,449.72) |
| 221011 | 001 | 7000 | LTD: COBANK 1.7M LOAN | (1,212,807.37) |
| 221012 | 001 | 7000 | LTD: COBANK 925K LOAN | (663,565.46) |
| 221013 | 001 | 7000 | LTD: LOCKE LAKE 2012-PHASE2 | (309,227.49) |
| 221014 | 001 | 7000 | LTD: LOCKE LAKE-WINWOOD & MONROE | (315,701.22) |
| 221015 | 001 | 7000 | LTD: SRF LOAN/HICKORY & AVERY | (340,015.85) |
| 221016 | 001 | 7000 | LTD: SRF LOAN/W&E MAIN REPLACEMENT | (835,799.75) |
| 221017 | 001 | 7000 | LTD: SRF LOAN-HARDWOOD TREATMENT | (464,601.55) |
| 221018 | 001 | 7000 | LTD: COBANK 625K LOAN | (539,785.87) |
| 221019 | 001 | 7000 | LTD: SRF/LOCKE LAKE-WINWOOD & MONROE PHASE II | (330,646.70) |
| 221020 | 001 | 7000 | LTD: COBANK 1.25M PORTION OF 2.2M LOAN | (1,125,033.46) |
| 221021 | 001 | 7000 | LTD: SRF/LOCKE LAKE-VARNEY ROAD | (1,286,554.13) |
| 221022 | 001 | 7000 | LTD: COBANK 950K PORTION OF 2.2M LOAN | (862,430.89) |
| 221023 | 001 | 7000 | LTD: SRF/BRADY AVE | (489,032.02) |
| 221024 | 001 | 7000 | LTD: SRF/MERRIMACK RIVER CROSSING | (2,259,180.54) |
| 221025 | 001 | 7000 | LTD: COBANK 350K LOAN | (331,188.22) |
| 221026 | 001 | 7000 | LTD: SRF/HILLCREST ROAD | (227,845.25) |
| 221027 | 001 | 7000 | LTD: SRF/LOCKE LAKE GEORGETOWN MAIN | (958,332.63) |
| 221028 | 001 | 7000 | LTD: SRF/LOCKE LAKE AIRSTRIP WELL INTERCONN | (16,999.40) |
| 221029 | 001 | 7000 | LTD: SRF/LOCKE LAKE SURFACE WATER SUPPLY | (276,560.38) |
| 221030 | 001 | 7000 | LTD: COBANK 1.153M LOAN T9 | (1,116,397.42) |
| 221031 | 001 | 7000 | LTD: COBANK LOAN T10 | - |
| 221052 | 001 | 7000 | FORGIVABLE DEBT: GREEN HILLS | (21,300.48) |
| 221056 | 001 | 7000 | FORGIVABLE DEBT: LOCKE LAKE | (34,778.52) |
| 221057 | 001 | 7000 | FORGIVABLE DEBT:LOCKE LKE 2011 | (73,807.72) |
| 221058 | 001 | 7000 | FORGIVABLE DEBT:LIBERTY TREE | (98,996.10) |
| 221059 | 001 | 7000 | FORGIVABLE LTD:LOCKE LAKE 2012 | - |
| 221060 | 001 | 7000 | FORGIVABLE LTD: BRADY AVE | (59,539.17) |

Long Term Debt**(19,183,084.24)****Current Liabilities**

| | | | | |
|--------|-----|------|---|----------------|
| 221100 | 001 | 7000 | CURRENT PORTION LONG TERM DEBT | - |
| 232100 | 001 | 7000 | FIXED ASSET LINE OF CREDIT | (1,106,392.19) |
| 221102 | 001 | 7000 | CURR PORTION LTD:GREEN HILLS | (17,325.00) |
| 221103 | 001 | 7000 | CURR PORTION LTD:PELHAM TANK | (31,271.89) |
| 221104 | 001 | 7000 | CURR PORTION LTD:MAPLE HILLS | (29,472.00) |
| 221105 | 001 | 7000 | CURRENT PORTION LTD:BIRCH HILL | (85,466.47) |
| 221106 | 001 | 7000 | CURR PORT LTD:LOCKE LAKE 2007 | (12,388.00) |
| 221107 | 001 | 7000 | CURR PORT LTD:LOCKE LAKE 2011 | (7,047.70) |
| 221108 | 001 | 7000 | CURR PORTION LTD:LIBERTY TREE | (8,829.00) |
| 221109 | 001 | 7000 | CURR PORT LTD:LOCKE LAKE 2012 | (18,046.00) |
| 221110 | 001 | 7000 | CURR PORT LTD:COBANK 4.5M LOAN | (220,094.49) |
| 221111 | 001 | 7000 | CURR PORT LTD:COBANK 1.7M (T4) | (75,622.13) |
| 221112 | 001 | 7000 | CURR PORT LTD:COBANK 925K (T3) | (39,504.59) |
| 221113 | 001 | 7000 | CURR PORT LTD:SRF LOCKE LAKE-DAM SITE #2 | (17,286.15) |
| 221114 | 001 | 7000 | CURR PORT LTD:LOCKE LAKE W & M | (16,265.82) |
| 221115 | 001 | 7000 | CURR PORT LTD:HICKORY & AVERY | (18,032.11) |
| 221116 | 001 | 7000 | CURR PORT LTD:W&E MAIN REPLACEMENT | (43,170.90) |
| 221117 | 001 | 7000 | CURR PORT LTD:HARDWOOD TREATMENT | (24,476.59) |
| 221118 | 001 | 7000 | CURR PORT LTD: COBANK 625K LOAN | (16,393.60) |
| 221119 | 001 | 7000 | CURR PORT LTD: LOCKE LAKE-WINWOOD & MONROE PHASE II | (16,977.00) |
| 221120 | 001 | 7000 | CURRENT PORTION LTD:COBANK 1.25M PORTION OF 2.2M L | (32,557.38) |
| 221121 | 001 | 7000 | CURRENT PORTION LTD:SRF/LOCKE LAKE-VARNEY ROAD | (64,644.43) |
| 221122 | 001 | 7000 | CURRENT PORTION LTD:COBANK 950K PORTION OF 2.2M L | (23,016.40) |
| 221123 | 001 | 7000 | CURRENT PORTION LTD: SRF/BRADY AVE | (11,531.75) |
| 221124 | 001 | 7000 | CURRENT PORTION LTD: SRF/MERRIMACK RIVER CROSSING | (99,806.75) |
| 221125 | 001 | 7000 | CURRENT PORTION LTD: COBANK 350K LOAN | (7,405.74) |
| 221126 | 001 | 7000 | CURRENT PORTION LTD: SRF/HILLCREST ROAD | (10,065.84) |
| 221127 | 001 | 7000 | CURRENT PORTION LTD: SRF/LOCKE LAKE GEORGETOWN MAIN | - |
| 221128 | 001 | 7000 | CURRENT PORTION LTD: SRF/LOCKE LAKE AIRSTRIP WELL INTERCONN | - |
| 221129 | 001 | 7000 | CURRENT PORTION LTD: SRF/LOCKE LAKE SURFACE WATER SUPPLY | - |
| 221130 | 001 | 7000 | CURRENT PORTION LTD: COBANK 1.153M LOAN T9 | (26,125.70) |
| 221131 | 001 | 7000 | CURRENT PORTION LTD: COBANK LOAN T10 | - |
| 221152 | 001 | 7000 | FORGIVABLE DEBT:STD GREENHILLS | (5,799.12) |
| 221156 | 001 | 7000 | FORGIVAB DEBT:STD LOCKLKE 2007 | (3,759.84) |
| 221157 | 001 | 7000 | FORGIVABLE STD:LOCKE LAKE 2011 | (6,025.08) |
| 221158 | 001 | 7000 | FORGIVABLE STD:LIBERTY TREE | (7,029.24) |
| 221160 | 001 | 7000 | FORGIVABLE STD: BRADY AVE | (2,095.20) |

Current Portion of Long Term Debt**(2,103,924.10)**

| | | | | |
|--------|-----|------|---------------------------------|--------------|
| 222000 | 001 | 7000 | ACCOUNTS PAYABLE | - |
| 231000 | 001 | 7000 | ACCOUNTS PAYABLE | (105,011.72) |
| 231111 | 001 | 7000 | A/P | (845.47) |
| 231222 | 001 | 7000 | ACCOUNTS PAYABLE - CWIP | (4,546.27) |
| 235300 | 001 | 7000 | LITCHFIELD DEPOSIT | (23,620.13) |
| 235350 | 001 | 7000 | DEPOSITS - MERRIMACK SOURCE DEV | (219,247.00) |
| 236115 | 001 | 7000 | LOCAL PROPERTY TAXES PAYABLE | (17,709.33) |
| 236119 | 001 | 7000 | ACCRUED TAXES | - |
| 236116 | 001 | 7000 | PUBLIC UTILITY TAX PAYABLE | - |
| 237110 | 001 | 7000 | ACCRUED INTEREST LTD | (31,657.61) |
| 241300 | 001 | 7000 | MISC CURRENT ACCRUED LIABILITY | (146,406.93) |
| 241350 | 001 | 7000 | ACCRUED LIABILITY - RETAINAGE | (36,313.90) |

(585,358.36)

| | | | | |
|---------------------------------------|-----|------|--------------------------------------|------------------------|
| 235250 | 001 | 7000 | HARDSHIP CASES: CREDITS | - |
| 223202 | 001 | 7000 | NOTE PAYABLE: PCP-2015 3M LOAN | - |
| 223203 | 001 | 7000 | NOTE PAYABLE: PCP-2015 1M LOAN | - |
| 223212 | 001 | 7000 | CURR PORT LTD: 3M PCP NP | - |
| 223213 | 001 | 7000 | CURR PORT LTD: 1M PCP NP | - |
| 223206 | 001 | 7000 | NOTE PAYABLE- PCP 2018 1.7M LOAN | (1,607,407.52) |
| 223207 | 001 | 7000 | NOTE PAYABLE - PCP 2018 1.1M LOAN | (1,093,388.71) |
| 223216 | 001 | 7000 | ST NOTE PAYABLE - PCP 2018 1.7M LOAN | (36,233.71) |
| 223217 | 001 | 7000 | ST NOTE PAYABLE - PCP 2018 1.1M LOAN | (24,646.84) |
| 223800 | 001 | 7000 | INTERCO LOAN NC-INTEGRATED | - |
| 233400 | 001 | 7000 | INTERCO PAY/REC: PEU/TSC | - |
| 233500 | 001 | 7000 | INTERCO PAY/REC: PEU/PWS | - |
| 233600 | 001 | 7000 | INTERCO PAY/REC: PEU/PAC | 1.72 |
| 233700 | 001 | 7000 | INTERCO PAY/REC: PEU/PWW | (389,040.58) |
| 233800 | 001 | 7000 | AP INTERCO PAY/REC: PEU/PAC | 1,830.29 |
| 233300 | 001 | 7000 | INTERCO PAY/REC: PEU/PCP | (4,787,871.25) |
| Total Current Liabilities | | | | (10,626,039.06) |
| 224100 | 001 | 7000 | OTHER LIABILITY: DERIVATIVE | (416,606.00) |
| 253000 | 001 | 7000 | DEFERRED GAIN-GREEN HILLS SRF | - |
| 253001 | 001 | 7000 | DEFERRED GAIN-LOCKE LAKE SRF | - |
| 282200 | 001 | 7000 | DEFERRED INCOME TAXES | (4,661,285.88) |
| 282201 | 001 | 7000 | DEFERRED INCOME TAX - SWAP | 166,642.40 |
| 283100 | 001 | 7000 | ACCUM DEF INC TAX - REG LIABILITY | (1,620,743.00) |
| 271200 | 001 | 7000 | CONTRIBUTIONS IN AID OF CONST | (18,097,913.99) |
| 271204 | 001 | 7000 | CIAC: MAPLE HILLS GRANT | (82,387.53) |
| 271205 | 001 | 7000 | CIAC: BIRCH HILLS GRANT | (119,367.38) |
| 271206 | 001 | 7000 | CIAC: LOCKE LAKE GRANT | (15,716.31) |
| 271207 | 001 | 7000 | DRINKING WATER GRANT FUNDS | (600,000.00) |
| 271250 | 001 | 7000 | CIAC: LONDONDERRY/MWW CONN | (603,000.00) |
| 271300 | 001 | 7000 | CIAC: SEASON LANE, LONDONDERRY | (15,400.00) |
| 271302 | 001 | 7000 | CIAC: PELHAM | (84,300.00) |
| 271303 | 001 | 7000 | CIAC: LITCHFIELD | (150,367.50) |
| 271304 | 001 | 7000 | CIAC: BOW | (19,200.00) |
| 271305 | 001 | 7000 | CIAC: LAKEVIEW FARMS - WINDHAM | (46,000.00) |
| 271325 | 001 | 7000 | CIAC: MEADOWBROOK PUMP STATION | (18,900.00) |
| 271350 | 001 | 7000 | CIAC: OAKWOOD | (36,000.00) |
| 271360 | 001 | 7000 | CIAC: SMYTHE WOODS-HOOKSETT | (20,690.39) |
| 271370 | 001 | 7000 | CIAC: W&E | (32,805.00) |
| 271380 | 001 | 7000 | CIAC: FLETCHERS CORNER:ARSENIC | (68,650.00) |
| 271400 | 001 | 7000 | CONTR IN AID OF CONST-DEV INST | (4,536,626.39) |
| | | | | (24,547,324.49) |
| 272101 | 001 | 7000 | RESERVE FOR AMORT OF CIAC:PEU | 3,441,597.17 |
| Total Deferred Credits | | | | (27,637,719.80) |
| Total Equity & Liabilities | | | | (66,373,209.61) |

| | 2 | 3 | 4 | 5 | 6 | 7 |
|----------------------|----------------------|----------------------|----------------------|----------------------|----------------------|----------------------|
| | Feb-20 | Mar-20 | Apr-20 | May-20 | Jun-20 | Jul-20 |
| 4,449.76 | 4,449.76 | 4,449.76 | 4,449.76 | 4,449.76 | 4,449.76 | 4,449.76 |
| 505,004.63 | 505,004.63 | 505,004.63 | 505,004.63 | 505,004.63 | 505,004.63 | 505,004.63 |
| 486,156.66 | 486,156.66 | 486,156.66 | 486,156.66 | 486,156.66 | 486,156.66 | 486,156.66 |
| - | - | - | - | - | - | - |
| - | - | - | - | - | - | - |
| - | - | - | - | - | - | - |
| - | - | - | - | - | - | - |
| 100,335.00 | 100,335.00 | 100,335.00 | 100,335.00 | 100,335.00 | 100,335.00 | 100,335.00 |
| 108,285.50 | 108,285.50 | 108,285.50 | 108,285.50 | 108,285.50 | 108,285.50 | 108,285.50 |
| 25,000.00 | 25,000.00 | 25,000.00 | 25,000.00 | 25,000.00 | 25,000.00 | 25,000.00 |
| 1,229,231.55 | 1,229,231.55 | 1,229,231.55 | 1,229,231.55 | 1,229,231.55 | 1,229,231.55 | 1,229,231.55 |
| - | - | - | - | - | - | - |
| 3,659,390.73 | 3,659,390.73 | 3,659,390.73 | 3,659,390.73 | 3,659,390.73 | 3,659,390.73 | 3,659,390.73 |
| 2,508,137.30 | 2,508,137.30 | 2,508,137.30 | 2,508,137.30 | 2,508,137.30 | 2,508,137.30 | 2,508,137.30 |
| 14,695.12 | 14,695.12 | 14,695.12 | 14,695.12 | 14,695.12 | 14,695.12 | 14,695.12 |
| - | - | - | - | - | - | - |
| 1,265,051.46 | 1,265,051.46 | 1,265,051.46 | 1,265,051.46 | 1,265,051.46 | 1,265,051.46 | 1,265,051.46 |
| 51,800.53 | 51,800.53 | 51,800.53 | 51,800.53 | 51,800.53 | 51,800.53 | 51,800.53 |
| - | - | - | - | - | - | - |
| - | - | - | - | - | - | - |
| 2,055,630.43 | 2,055,630.43 | 2,055,630.43 | 2,055,630.43 | 2,055,630.43 | 2,055,630.43 | 2,055,630.43 |
| 309,878.99 | 309,878.99 | 309,878.99 | 309,878.99 | 309,878.99 | 309,878.99 | 309,878.99 |
| 562,249.21 | 562,249.21 | 562,249.21 | 562,249.21 | 562,249.21 | 562,000.70 | 562,000.70 |
| 10,426,833.77 | 10,426,833.77 | 10,426,833.77 | 10,426,833.77 | 10,426,833.77 | 10,426,585.26 | 10,426,585.26 |
| 759,921.19 | 759,921.19 | 759,921.19 | 759,921.19 | 759,921.19 | 759,921.19 | 759,921.19 |
| 1,655,519.00 | 1,655,519.00 | 1,657,676.91 | 1,657,676.91 | 1,657,676.91 | 1,657,676.91 | 1,659,238.57 |
| 321,600.01 | 321,600.01 | 324,778.49 | 324,778.49 | 324,778.49 | 330,786.29 | 330,786.29 |
| 18,636.91 | 18,636.91 | 18,636.91 | 18,636.91 | 18,636.91 | 18,636.91 | 18,636.91 |
| 25,206.24 | 25,206.24 | 25,206.24 | 25,206.24 | 25,206.24 | 25,206.24 | 25,206.24 |
| 4,175.71 | 4,175.71 | 4,175.71 | 4,175.71 | 4,175.71 | 4,175.71 | 4,175.71 |
| 834,158.36 | 834,158.36 | 834,158.36 | 834,158.36 | 834,158.36 | 834,158.36 | 834,158.36 |
| - | - | - | - | - | - | - |
| 469,778.30 | 469,778.30 | 469,778.30 | 469,778.30 | 469,778.30 | 469,778.30 | 469,778.30 |
| 17,123.56 | 17,123.56 | 17,123.56 | 17,123.56 | 17,123.56 | 17,123.56 | 17,123.56 |
| 4,106,119.28 | 4,106,119.28 | 4,111,455.67 | 4,111,455.67 | 4,111,455.67 | 4,117,463.47 | 4,119,025.13 |
| 1,992,420.41 | 1,992,420.41 | 1,992,420.41 | 1,992,420.41 | 1,992,420.41 | 1,992,420.41 | 1,992,420.41 |
| 91,034.18 | 91,034.18 | 91,034.18 | 161,484.18 | 161,484.18 | 260,649.02 | 260,649.02 |
| 1,346,584.68 | 1,346,584.68 | 1,346,584.68 | 1,346,584.68 | 1,346,584.68 | 1,346,584.68 | 1,346,584.68 |
| 5,826.93 | 5,826.93 | 5,826.93 | 5,826.93 | 5,826.93 | 5,826.93 | 5,826.93 |
| - | - | - | - | - | - | - |
| 17,698,527.56 | 17,698,527.56 | 17,698,527.56 | 17,698,527.56 | 17,698,527.56 | 17,696,888.47 | 17,696,888.47 |
| 2,670,226.65 | 2,670,226.65 | 2,670,226.65 | 2,670,226.65 | 2,733,896.39 | 2,771,318.57 | 2,771,318.57 |
| 5,161,268.54 | 5,161,268.54 | 5,161,268.54 | 5,161,268.54 | 5,161,268.54 | 5,161,268.54 | 5,161,268.54 |
| 10,240,438.54 | 10,240,438.54 | 10,240,438.54 | 10,240,438.54 | 10,240,438.54 | 10,240,438.54 | 10,240,438.54 |
| 924,639.69 | 924,639.69 | 924,639.69 | 924,639.69 | 924,639.69 | 924,639.69 | 924,639.69 |
| 622,095.25 | 622,095.25 | 622,095.25 | 622,095.25 | 622,095.25 | 622,095.25 | 622,095.25 |

| | | | | | |
|----------------------|----------------------|----------------------|----------------------|----------------------|----------------------|
| 48,472.79 | 48,472.79 | 48,472.79 | 48,472.79 | 48,472.79 | 48,472.79 |
| 35,803.46 | 35,803.46 | 35,803.46 | 35,803.46 | 35,803.46 | 35,803.46 |
| 146,920.00 | 146,920.00 | 146,920.00 | 146,920.00 | 146,920.00 | 146,920.00 |
| 437,689.21 | 437,689.21 | 437,689.21 | 444,546.29 | 447,403.79 | 447,403.79 |
| 169,739.63 | 169,739.63 | 169,739.63 | 169,739.63 | 169,739.63 | 169,739.63 |
| 149,726.91 | 149,726.91 | 149,726.91 | 149,726.91 | 149,726.91 | 149,726.91 |
| 4,849,842.58 | 4,849,842.58 | 4,849,842.58 | 4,849,842.58 | 4,849,842.58 | 4,849,842.58 |
| 98,000.00 | 98,000.00 | 98,000.00 | 98,000.00 | 98,000.00 | 98,000.00 |
| 85,379.57 | 85,379.57 | 85,379.57 | 85,379.57 | 85,379.57 | 85,379.57 |
| 2,171,135.50 | 2,171,135.50 | 2,171,135.50 | 2,171,135.50 | 2,171,018.63 | 2,178,968.63 |
| 1,478,046.18 | 1,478,046.18 | 1,478,046.18 | 1,484,851.64 | 1,497,709.92 | 1,497,709.92 |
| 3,219,750.53 | 3,226,681.81 | 3,251,473.29 | 3,259,373.06 | 3,241,935.77 | 3,241,935.77 |
| 1,431,948.06 | 1,434,247.44 | 1,441,687.56 | 1,443,176.25 | 1,445,903.85 | 1,445,903.85 |
| 1,271,759.77 | 1,272,663.29 | 1,273,683.94 | 1,275,176.52 | 1,276,082.60 | 1,276,967.66 |
| 789,064.54 | 790,779.08 | 791,326.77 | 792,235.11 | 793,920.72 | 796,195.35 |
| 609,340.42 | 609,340.42 | 609,340.42 | 609,340.42 | 609,340.42 | 609,340.42 |
| 4,605.74 | 4,605.74 | 4,605.74 | 4,605.74 | 4,605.74 | 4,605.74 |
| 1,003,865.85 | 1,003,865.85 | 1,003,865.85 | 1,003,865.85 | 1,003,865.85 | 1,003,865.85 |
| 89,767.42 | 89,767.42 | 89,767.42 | 89,767.42 | 89,767.42 | 89,767.42 |
| (8,709,952.77) | (8,709,952.77) | (8,709,952.77) | (8,709,952.77) | (8,709,952.77) | (8,709,952.77) |
| (7,940.20) | (7,940.20) | (7,940.20) | (7,940.20) | (7,940.20) | (7,940.20) |
| (185,750.00) | (185,750.00) | (185,750.00) | (185,750.00) | (185,750.00) | (185,750.00) |
| (230,800.00) | (230,800.00) | (230,800.00) | (230,800.00) | (230,800.00) | (230,800.00) |
| (276,666.67) | (276,666.67) | (276,666.67) | (276,666.67) | (276,666.67) | (276,666.67) |
| (331,666.66) | (331,666.66) | (331,666.66) | (331,666.66) | (331,666.66) | (331,666.66) |
| 4,074,591.30 | 4,088,760.36 | 4,102,929.42 | 4,117,098.49 | 4,131,267.54 | 4,145,436.60 |
| 3,064.46 | 3,074.05 | 3,083.64 | 3,093.23 | 3,102.82 | 3,112.41 |
| 107,071.10 | 107,545.77 | 108,020.43 | 108,495.10 | 108,969.76 | 109,444.43 |
| 122,910.88 | 123,440.47 | 123,970.07 | 124,499.66 | 125,029.26 | 125,558.85 |
| 172,057.15 | 172,528.47 | 172,999.80 | 173,471.12 | 173,942.45 | 174,413.77 |
| 207,645.47 | 208,193.81 | 208,742.15 | 209,290.49 | 209,838.83 | 210,387.17 |
| 53,788,484.65 | 53,816,535.94 | 53,866,538.46 | 54,042,312.70 | 54,196,944.11 | 54,224,256.37 |
| 2,688.66 | 2,688.66 | 2,688.66 | 2,688.66 | 2,688.66 | 2,688.66 |
| 72,937.34 | 72,937.34 | 72,937.34 | 72,937.34 | 72,937.34 | 72,937.34 |
| 9,592.29 | 9,592.29 | 9,592.29 | 9,592.29 | 9,592.29 | 9,592.29 |
| - | - | - | - | - | - |
| 528,230.35 | 528,230.35 | 528,230.35 | 528,230.35 | 530,329.28 | 530,329.28 |
| 92,317.22 | 92,317.22 | 92,317.22 | 92,317.22 | 92,317.22 | 92,317.22 |
| 10,364.16 | 10,364.16 | 10,364.16 | 10,364.16 | 10,364.16 | 10,364.16 |
| 716,130.02 | 716,130.02 | 716,130.02 | 716,130.02 | 718,228.95 | 718,228.95 |
| 386,400.05 | 386,400.05 | 386,400.05 | 386,400.05 | 386,400.05 | 386,400.05 |
| - | - | - | - | - | - |
| - | - | - | - | - | - |
| - | - | - | - | - | - |
| 21,445.54 | 21,445.54 | 21,445.54 | 21,445.54 | 21,445.54 | 21,445.54 |
| 48,432.05 | 48,432.05 | 48,432.05 | 48,432.05 | 48,432.05 | 48,432.05 |
| - | - | - | - | - | - |
| - | - | - | - | - | - |
| 456,277.64 | 456,277.64 | 456,277.64 | 456,277.64 | 456,277.64 | 456,277.64 |
| 70,723,076.91 | 70,751,128.20 | 70,806,467.11 | 70,982,241.35 | 71,144,730.98 | 71,173,604.90 |
| - | - | - | - | - | - |

| | | | | | |
|------------------------|------------------------|------------------------|------------------------|------------------------|------------------------|
| (19,122,083.95) | (19,251,723.48) | (19,379,943.14) | (19,509,964.05) | (19,639,434.50) | (19,770,028.96) |
| 1,464,890.50 | 1,464,990.89 | 1,465,815.96 | 1,474,574.28 | 1,480,481.29 | 1,480,753.15 |
| 1,793,536.68 | 1,793,536.68 | 1,794,533.17 | 1,794,533.17 | 1,795,737.08 | 1,795,737.05 |
| - | - | - | - | - | - |
| (15,863,656.77) | (15,993,195.91) | (16,119,594.01) | (16,240,856.60) | (16,363,216.13) | (16,493,538.76) |
| 54,859,420.14 | 54,757,932.29 | 54,686,873.10 | 54,741,384.75 | 54,781,514.85 | 54,680,066.14 |
| 510,819.43 | 545,853.96 | 615,388.56 | 626,959.33 | 641,592.20 | 653,959.25 |
| 285,235.39 | 321,154.89 | 879,119.05 | 986,944.17 | 994,406.35 | 1,075,966.94 |
| 55,655,474.96 | 55,624,941.14 | 56,181,380.71 | 56,355,288.25 | 56,417,513.40 | 56,409,992.33 |
| - | - | - | - | - | - |
| 900.00 | 900.00 | 900.00 | 900.00 | 900.00 | 900.00 |
| (10,065.72) | 42,310.70 | 38,448.36 | 43,145.95 | 91,306.00 | 142,924.12 |
| 72,961.03 | 67,632.48 | 61,952.84 | 745.94 | (16,877.18) | 65,680.46 |
| (398,541.83) | (506,870.38) | (624,369.41) | (697,495.08) | (502,915.40) | (400,716.47) |
| 241,950.75 | 1,687,714.69 | 1,173,584.98 | 663,148.83 | 384,093.70 | 880,996.60 |
| 124,962.41 | 136,118.84 | 135,689.54 | 147,722.22 | 93,573.91 | 143,223.99 |
| 25,789.38 | 126,607.81 | 137,391.13 | 149,433.20 | 167,866.51 | 186,808.33 |
| 39,170.00 | 39,170.00 | 39,170.00 | 39,170.00 | 39,170.00 | 39,170.00 |
| 600,135.93 | 435,027.22 | 436,408.90 | 655,649.61 | 661,776.95 | 634,255.76 |
| 63,912.05 | 63,947.62 | 64,021.37 | 64,021.37 | 64,205.76 | (34,614.16) |
| (2,000.00) | (2,000.00) | (2,000.00) | (2,000.00) | (2,000.00) | (2,000.00) |
| - | - | - | - | - | - |
| 662,047.98 | 496,974.84 | 498,430.27 | 717,670.98 | 723,982.71 | 597,641.60 |
| 528,161.00 | 572,268.00 | 600,384.00 | 596,089.00 | 866,535.00 | 1,003,914.00 |
| - | - | - | - | - | - |
| - | - | - | - | - | - |
| 323.14 | 285.35 | 285.35 | 285.35 | 285.35 | 285.35 |
| 528,484.14 | 572,553.35 | 600,669.35 | 596,374.35 | 866,820.35 | 1,004,199.35 |
| - | - | - | - | - | - |
| - | - | - | - | - | - |
| - | - | - | - | - | - |
| 19,567.06 | 10,376.11 | 20,769.32 | 22,523.59 | 24,577.86 | 26,332.01 |
| - | - | - | - | - | - |
| 8,438.97 | 5,999.97 | 21,912.97 | 17,758.97 | 14,760.00 | 13,728.33 |
| 87,963.87 | - | - | - | 255,221.89 | 170,147.93 |
| (31,547.54) | (31,547.54) | (31,547.54) | (31,547.54) | (31,547.54) | (31,547.54) |
| 84,422.36 | (15,171.46) | 11,134.75 | 8,735.02 | 263,012.21 | 178,660.73 |
| 1,372,080.50 | 2,647,940.87 | 2,073,001.81 | 1,669,551.41 | 2,110,932.81 | 2,839,488.71 |
| - | - | - | - | - | - |

| | | | | | |
|----------------------|----------------------|----------------------|----------------------|----------------------|----------------------|
| - | - | - | - | - | - |
| - | - | - | - | - | - |
| 7,330,713.85 | 7,312,406.04 | 7,294,098.23 | 7,275,790.42 | 7,257,482.60 | 7,239,174.78 |
| - | - | - | - | - | - |
| - | - | - | - | - | - |
| - | - | - | - | - | - |
| - | - | - | - | - | - |
| - | - | - | - | - | - |
| - | - | - | - | - | - |
| - | - | - | - | - | - |
| - | - | - | - | - | - |
| - | - | - | - | - | - |
| 6,837.59 | 6,837.59 | 6,837.59 | 6,837.59 | 6,837.59 | 6,837.59 |
| - | - | - | - | - | - |
| 4,613.62 | 4,592.65 | 4,571.68 | 4,550.71 | 4,529.74 | 4,508.77 |
| - | - | - | - | - | - |
| - | - | - | - | - | - |
| - | - | - | - | - | - |
| - | - | - | - | - | - |
| - | - | - | - | - | - |
| 1,564.31 | 1,541.65 | 1,518.99 | 1,496.33 | 1,473.67 | 1,451.01 |
| 19,781.18 | 19,581.24 | 19,381.29 | 19,181.34 | 18,981.40 | 18,781.46 |
| - | - | - | - | - | - |
| (19.00) | (19.00) | (19.00) | (19.00) | (19.00) | (19.00) |
| - | - | - | - | - | - |
| 855.38 | 846.26 | 843.41 | 841.70 | 840.56 | 839.99 |
| - | - | - | - | - | - |
| - | - | - | - | - | - |
| 411,133.32 | 407,831.39 | 404,529.48 | 401,227.58 | 397,925.65 | 394,623.73 |
| 26,186.49 | 25,910.73 | 25,634.97 | 25,359.21 | 25,083.45 | 24,807.69 |
| - | - | - | - | - | - |
| - | - | - | - | - | - |
| 47,516.75 | 47,016.36 | 46,515.97 | 46,015.58 | 45,515.19 | 45,014.80 |
| 1,051.34 | 1,040.28 | 1,029.21 | 1,018.15 | 1,007.08 | 996.02 |
| 3,308.80 | 3,308.80 | 3,308.80 | 3,308.80 | 3,308.80 | 3,308.80 |
| 2,339.60 | 2,311.06 | 2,282.54 | 2,254.02 | 2,225.48 | 2,196.96 |
| 151,206.15 | 151,206.15 | 181,781.09 | 181,781.09 | 181,781.09 | 181,781.09 |
| - | - | - | - | - | - |
| 8,007,089.38 | 7,984,411.20 | 7,992,314.25 | 7,969,643.52 | 7,946,973.30 | 7,924,303.69 |
| - | - | - | - | - | - |
| - | - | - | - | - | - |
| 232,804.27 | 230,716.33 | 228,628.39 | 226,540.45 | 225,740.51 | 223,652.57 |
| 8,239,893.65 | 8,215,127.53 | 8,220,942.64 | 8,196,183.97 | 8,172,713.81 | 8,147,956.26 |
| 65,267,449.11 | 66,488,009.54 | 66,475,325.16 | 66,221,023.63 | 66,701,160.02 | 67,397,437.30 |

| | | | | | |
|------------------------|------------------------|------------------------|------------------------|------------------------|------------------------|
| (100.00) | (100.00) | (100.00) | (100.00) | (100.00) | (100.00) |
| (10,917,251.07) | (10,917,251.07) | (10,917,251.07) | (10,917,251.07) | (10,917,251.07) | (10,917,251.07) |
| - | - | - | - | - | - |
| 281,728.20 | 312,422.40 | 320,128.80 | 322,941.60 | 314,991.00 | 323,509.80 |
| (10,635,622.87) | (10,604,928.67) | (10,597,222.27) | (10,594,409.47) | (10,602,360.07) | (10,593,841.27) |
| 2,156,261.69 | 2,156,261.69 | 2,156,261.69 | 2,156,261.69 | 2,156,261.69 | 2,156,261.69 |
| 160,077.75 | 177,671.66 | 221,607.85 | 196,128.89 | (54,446.93) | (294,283.92) |
| (8,319,283.43) | (8,270,995.32) | (8,219,352.73) | (8,242,018.89) | (8,500,545.31) | (8,731,863.50) |
| - | - | - | - | - | - |
| (65,450.00) | (64,006.25) | (62,562.50) | (61,118.75) | (59,675.00) | (58,231.25) |
| (206,412.64) | (203,749.43) | (201,078.48) | (198,399.77) | (195,713.28) | (193,018.97) |
| (318,800.00) | (316,299.00) | (313,792.00) | (311,278.00) | (308,758.00) | (306,232.00) |
| (1,093,665.88) | (1,086,415.44) | (1,079,147.69) | (1,071,862.60) | (1,064,560.12) | (1,057,240.21) |
| (98,656.38) | (97,622.38) | (96,588.38) | (95,554.38) | (94,520.38) | (93,486.38) |
| (139,379.12) | (138,761.41) | (138,139.62) | (137,513.73) | (136,883.73) | (136,249.61) |
| (218,019.00) | (217,243.00) | (216,462.00) | (215,676.00) | (214,884.00) | (214,087.00) |
| (279,352.79) | (277,823.25) | (276,290.24) | (274,753.75) | (273,213.78) | (271,670.33) |
| (2,493,259.88) | (2,438,833.07) | (2,438,833.07) | (2,436,844.86) | (2,382,195.25) | (2,382,195.25) |
| (1,206,440.60) | (1,199,690.04) | (1,193,282.38) | (1,186,734.75) | (1,180,286.70) | (1,173,699.87) |
| (660,235.31) | (656,659.14) | (653,303.71) | (649,858.88) | (646,478.57) | (643,009.56) |
| (307,765.67) | (306,300.53) | (304,832.07) | (303,360.28) | (301,885.16) | (300,406.69) |
| (314,325.68) | (312,947.03) | (311,565.25) | (310,180.34) | (308,792.29) | (307,401.09) |
| (338,491.79) | (336,964.41) | (335,433.71) | (333,899.67) | (332,362.28) | (330,821.54) |
| (832,150.99) | (828,494.28) | (824,829.59) | (821,156.92) | (817,476.24) | (813,787.54) |
| (462,534.51) | (460,463.23) | (458,387.69) | (456,307.89) | (454,223.81) | (452,135.45) |
| (538,419.54) | (536,827.59) | (535,448.77) | (533,991.26) | (532,600.48) | (531,131.34) |
| (329,212.70) | (327,775.70) | (326,335.70) | (324,892.70) | (323,447.70) | (321,999.70) |
| (1,122,323.14) | (1,119,210.21) | (1,116,478.83) | (1,113,607.32) | (1,110,855.68) | (1,107,964.48) |
| (1,281,109.73) | (1,275,656.44) | (1,270,194.24) | (1,264,723.12) | (1,259,243.06) | (1,253,754.05) |
| (860,519.62) | (858,254.05) | (856,325.41) | (854,273.86) | (852,328.67) | (850,261.03) |
| (488,056.51) | (487,078.75) | (486,098.73) | (485,116.45) | (484,131.91) | (483,145.11) |
| (2,250,774.74) | (2,242,355.22) | (2,233,921.94) | (2,225,474.89) | (2,217,014.04) | (2,208,539.37) |
| (330,577.46) | (329,817.07) | (329,200.02) | (328,531.40) | (327,908.45) | (327,234.09) |
| (226,997.50) | (226,148.36) | (225,297.84) | (224,445.93) | (223,592.63) | (222,737.93) |
| (958,332.63) | (958,332.63) | (958,332.63) | (958,332.63) | (1,283,426.34) | (1,283,426.34) |
| (16,999.40) | (16,999.40) | (16,999.40) | (458,309.20) | (465,967.70) | (465,967.70) |
| (276,560.38) | (276,560.38) | (276,560.38) | (276,560.38) | (372,980.96) | (372,980.96) |
| (1,114,235.65) | (1,111,887.13) | (1,109,807.25) | (1,107,581.32) | (1,104,959.91) | (1,102,718.20) |
| - | - | - | - | - | - |
| (20,817.22) | (20,333.96) | (19,850.70) | (19,367.44) | (18,884.18) | (18,400.92) |
| (34,465.20) | (34,151.88) | (33,838.56) | (33,525.24) | (33,211.92) | (32,898.60) |
| (73,305.63) | (72,803.54) | (72,301.45) | (71,799.36) | (71,297.27) | (70,795.18) |
| (98,410.33) | (97,824.56) | (97,238.79) | (96,653.02) | (96,067.25) | (95,481.48) |
| - | - | - | - | - | - |
| (59,364.57) | (59,189.97) | (59,015.37) | (58,840.77) | (58,666.17) | (58,491.57) |

| | | | | | |
|------------------------|------------------------|------------------------|------------------------|------------------------|------------------------|
| (19,115,422.19) | (18,993,478.73) | (18,927,774.39) | (19,300,526.86) | (19,608,492.91) | (19,541,600.79) |
| - | - | - | - | - | - |
| (1,106,392.19) | (1,106,392.19) | (1,106,392.19) | (1,106,392.19) | (1,106,392.19) | (1,106,392.19) |
| (17,325.00) | (17,325.00) | (17,325.00) | (17,325.00) | (17,325.00) | (17,325.00) |
| (31,362.79) | (31,453.95) | (31,545.38) | (31,637.07) | (31,729.02) | (31,821.25) |
| (29,544.00) | (29,616.00) | (29,688.00) | (29,761.00) | (29,834.00) | (29,907.00) |
| (85,670.45) | (85,874.91) | (86,079.87) | (86,285.31) | (86,491.25) | (86,697.68) |
| (12,391.00) | (12,394.00) | (12,397.00) | (12,399.00) | (12,401.00) | (12,403.00) |
| (7,096.10) | (7,144.59) | (7,193.17) | (7,241.85) | (7,290.63) | (7,339.50) |
| (8,892.00) | (8,956.00) | (9,020.00) | (9,084.00) | (9,148.00) | (9,212.00) |
| (18,086.90) | (18,127.89) | (18,168.98) | (18,210.18) | (18,251.46) | (18,292.83) |
| (222,284.33) | (222,284.33) | (222,284.33) | (224,272.54) | (224,272.54) | (224,272.54) |
| (75,857.86) | (76,200.38) | (76,437.91) | (76,668.50) | (76,907.50) | (77,139.50) |
| (39,649.16) | (39,862.85) | (40,008.74) | (40,150.43) | (40,297.37) | (40,440.09) |
| (17,325.33) | (17,364.60) | (17,403.96) | (17,443.41) | (17,482.94) | (17,522.57) |
| (16,302.69) | (16,339.64) | (16,376.67) | (16,413.79) | (16,450.99) | (16,488.28) |
| (18,071.43) | (18,110.83) | (18,150.30) | (18,189.87) | (18,229.53) | (18,269.27) |
| (43,265.01) | (43,359.33) | (43,453.86) | (43,548.59) | (43,643.53) | (43,738.67) |
| (24,526.85) | (24,577.20) | (24,627.67) | (24,678.24) | (24,728.92) | (24,779.71) |
| (16,462.77) | (16,601.03) | (16,671.08) | (16,739.15) | (16,809.78) | (16,878.42) |
| (17,012.00) | (17,047.00) | (17,082.00) | (17,118.00) | (17,153.00) | (17,188.00) |
| (32,675.13) | (32,916.65) | (33,035.70) | (33,151.32) | (33,271.21) | (33,387.66) |
| (64,750.02) | (64,855.78) | (64,961.71) | (65,067.81) | (65,174.09) | (65,280.54) |
| (23,112.13) | (23,317.50) | (23,414.48) | (23,508.72) | (23,606.49) | (23,701.51) |
| (11,558.51) | (11,585.30) | (11,612.13) | (11,639.01) | (11,665.93) | (11,692.89) |
| (99,969.77) | (100,133.05) | (100,296.60) | (100,460.42) | (100,624.51) | (100,788.87) |
| (7,439.73) | (7,520.61) | (7,555.13) | (7,588.68) | (7,623.51) | (7,657.37) |
| (10,082.28) | (10,098.75) | (10,115.24) | (10,131.76) | (10,148.30) | (10,164.88) |
| - | - | - | - | - | - |
| - | - | - | - | - | - |
| - | - | - | - | - | - |
| (26,224.23) | (26,224.23) | (26,224.23) | (26,224.23) | (26,749.52) | (26,749.52) |
| - | - | - | - | - | - |
| (5,799.12) | (5,799.12) | (5,799.12) | (5,799.12) | (5,799.12) | (5,799.12) |
| (3,759.84) | (3,759.84) | (3,759.84) | (3,759.84) | (3,759.84) | (3,759.84) |
| (6,025.08) | (6,025.08) | (6,025.08) | (6,025.08) | (6,025.08) | (6,025.08) |
| (7,029.24) | (7,029.24) | (7,029.24) | (7,029.24) | (7,029.24) | (7,029.24) |
| (2,095.20) | (2,095.20) | (2,095.20) | (2,095.20) | (2,095.20) | (2,095.20) |
| (2,108,038.14) | (2,110,392.07) | (2,112,229.81) | (2,116,038.55) | (2,118,410.69) | (2,120,239.22) |
| - | - | - | - | - | - |
| (33,148.66) | (122,856.59) | (41,080.28) | (227,022.61) | (159,765.79) | (212,412.84) |
| - | (616.00) | - | - | - | (196.00) |
| (6,141.27) | (8,696.76) | - | - | (9,371.18) | (13,535.47) |
| (23,620.13) | (23,620.13) | (23,620.13) | (23,620.13) | (23,620.13) | (23,620.13) |
| (219,247.00) | (219,247.00) | (219,247.00) | (228,086.00) | (247,763.00) | (282,718.00) |
| (35,418.66) | (53,128.00) | (105,672.88) | (211,345.76) | - | (17,709.00) |
| - | - | - | - | - | - |
| - | - | - | - | - | - |
| (46,059.82) | (18,564.27) | (32,426.03) | (47,082.85) | (18,391.51) | (30,369.05) |
| (211,502.56) | (171,254.59) | (725,297.17) | (377,440.32) | (242,152.12) | (269,557.16) |
| (36,313.90) | (36,313.90) | (79,453.90) | (67,843.21) | (75,565.71) | (78,315.71) |
| (611,452.00) | (654,297.24) | (1,226,797.39) | (1,182,440.88) | (776,629.44) | (928,433.36) |

| | | | | | |
|------------------------|------------------------|------------------------|------------------------|------------------------|------------------------|
| - | - | - | - | - | - |
| - | - | - | - | - | - |
| - | - | - | - | - | - |
| - | - | - | - | - | - |
| (1,604,335.45) | (1,601,255.19) | (1,598,166.71) | (1,595,070.00) | (1,591,965.03) | (1,588,851.78) |
| (1,091,299.03) | (1,089,203.78) | (1,087,102.94) | (1,084,996.50) | (1,082,884.44) | (1,080,766.75) |
| (36,330.33) | (36,427.21) | (36,524.35) | (36,621.75) | (36,719.41) | (36,817.33) |
| (24,712.57) | (24,778.47) | (24,844.55) | (24,910.80) | (24,977.23) | (25,043.84) |
| - | - | - | - | - | - |
| - | - | (172.87) | (172.91) | (172.95) | (172.99) |
| - | - | (5,171.81) | (5,172.89) | (5,173.97) | (5,175.05) |
| 5.16 | 8.60 | (525.34) | (525.00) | (524.44) | (523.29) |
| (736,217.14) | (1,126,431.53) | (1,123,590.81) | (1,490,170.39) | (1,549,451.22) | (1,982,212.96) |
| 1,830.29 | 1,830.29 | 2,044.24 | 2,272.49 | 4,200.74 | 7,900.74 |
| (3,985,896.50) | (4,945,199.89) | (4,481,778.57) | (3,528,278.12) | (3,849,085.39) | (3,831,364.27) |
| (10,196,445.71) | (11,586,146.49) | (11,694,860.91) | (11,062,125.30) | (11,031,793.47) | (11,591,700.10) |
| (469,547.00) | (520,704.00) | (533,548.00) | (538,236.00) | (524,985.00) | (539,183.00) |
| - | - | - | - | - | - |
| - | - | - | - | - | - |
| - | - | - | - | - | - |
| (4,661,285.88) | (4,661,285.88) | (4,661,285.88) | (4,661,285.88) | (4,661,285.88) | (4,661,285.88) |
| 187,818.80 | 208,281.60 | 213,419.20 | 215,294.40 | 209,994.00 | 215,673.20 |
| (1,620,743.00) | (1,620,743.00) | (1,620,743.00) | (1,620,743.00) | (1,620,743.00) | (1,620,743.00) |
| (18,101,478.77) | (18,108,410.05) | (18,133,201.53) | (18,141,101.30) | (18,123,664.01) | (18,123,664.01) |
| (82,387.53) | (82,387.53) | (82,387.53) | (82,387.53) | (87,316.36) | (87,316.36) |
| (119,367.38) | (119,367.38) | (119,367.38) | (128,241.97) | (128,241.97) | (128,241.97) |
| (15,716.31) | (15,716.31) | (15,716.31) | (15,716.31) | (16,608.62) | (16,608.62) |
| (600,000.00) | (600,000.00) | (600,000.00) | (600,000.00) | (600,000.00) | (600,000.00) |
| (603,000.00) | (603,000.00) | (603,000.00) | (603,000.00) | (603,000.00) | (603,000.00) |
| (15,400.00) | (15,400.00) | (15,400.00) | (15,400.00) | (15,400.00) | (15,400.00) |
| (84,300.00) | (84,300.00) | (84,300.00) | (84,300.00) | (84,300.00) | (84,300.00) |
| (150,367.50) | (150,367.50) | (150,367.50) | (150,367.50) | (150,367.50) | (150,367.50) |
| (19,200.00) | (19,200.00) | (19,200.00) | (19,200.00) | (19,200.00) | (19,200.00) |
| (46,000.00) | (46,000.00) | (46,000.00) | (46,000.00) | (46,000.00) | (46,000.00) |
| (18,900.00) | (18,900.00) | (18,900.00) | (18,900.00) | (18,900.00) | (18,900.00) |
| (36,000.00) | (36,000.00) | (36,000.00) | (36,000.00) | (36,000.00) | (36,000.00) |
| (20,690.39) | (20,690.39) | (20,690.39) | (20,690.39) | (20,690.39) | (20,690.39) |
| (32,805.00) | (32,805.00) | (32,805.00) | (32,805.00) | (32,805.00) | (32,805.00) |
| (68,650.00) | (68,650.00) | (68,650.00) | (68,650.00) | (68,650.00) | (68,650.00) |
| (4,536,626.39) | (4,536,626.39) | (4,536,626.39) | (4,536,626.39) | (4,536,626.39) | (4,536,626.39) |
| (24,550,889.27) | (24,557,820.55) | (24,582,612.03) | (24,599,386.39) | (24,587,770.24) | (24,587,770.24) |
| 3,478,348.57 | 3,514,882.83 | 3,551,432.58 | 3,588,004.29 | 3,624,461.79 | 3,661,036.01 |
| (27,636,297.78) | (27,637,389.00) | (27,633,337.13) | (27,616,352.58) | (27,560,328.33) | (27,532,272.91) |
| (65,267,449.11) | (66,488,009.54) | (66,475,325.16) | (66,221,023.63) | (66,701,160.02) | (67,397,437.30) |

- - - - -

| | 8 | 9 | 10 | 11 | 12 |
|--|----------------------|----------------------|----------------------|----------------------|----------------------|
| | Aug-20 | Sep-20 | Oct-20 | Nov-20 | Dec-20 |
| | 4,449.76 | 4,449.76 | 4,449.76 | 4,449.76 | 4,449.76 |
| | 505,004.63 | 505,004.63 | 505,004.63 | 505,004.63 | 505,004.63 |
| | 486,156.66 | 486,156.66 | 496,847.75 | 496,847.75 | 505,390.75 |
| | - | - | - | - | - |
| | - | - | - | - | - |
| | - | - | - | - | - |
| | - | - | - | - | - |
| | 100,335.00 | 100,335.00 | 100,335.00 | 100,335.00 | 100,335.00 |
| | 108,285.50 | 108,285.50 | 108,285.50 | 108,285.50 | 108,285.50 |
| | 25,000.00 | 25,000.00 | 25,000.00 | 25,000.00 | 25,000.00 |
| | 1,229,231.55 | 1,229,231.55 | 1,239,922.64 | 1,239,922.64 | 1,248,465.64 |
| | - | - | - | - | - |
| | 3,659,390.73 | 3,659,390.73 | 3,656,890.73 | 3,656,890.73 | 3,169,859.62 |
| | 2,508,137.30 | 2,508,137.30 | 2,508,137.30 | 2,508,137.30 | 2,504,707.30 |
| | 14,695.12 | 14,695.12 | 14,695.12 | 14,695.12 | 14,695.12 |
| | - | - | - | - | - |
| | 1,265,051.46 | 1,522,051.46 | 1,792,562.90 | 1,792,562.90 | 1,813,556.30 |
| | 51,800.53 | 51,800.53 | 51,800.53 | 51,800.53 | 196,285.15 |
| | - | - | - | - | - |
| | - | - | - | - | 521,641.85 |
| | 2,055,630.43 | 2,078,069.30 | 2,096,656.09 | 2,096,656.09 | 2,217,612.79 |
| | 314,443.65 | 307,942.55 | 318,414.19 | 321,568.99 | 356,332.99 |
| | 562,000.70 | 572,000.70 | 602,000.70 | 602,000.70 | 671,298.74 |
| | 10,431,149.92 | 10,714,087.69 | 11,041,157.56 | 11,044,312.36 | 11,465,989.86 |
| | 759,921.19 | 824,921.19 | 823,136.19 | 823,136.19 | 823,136.19 |
| | 1,659,238.57 | 1,790,113.56 | 1,870,254.74 | 1,871,815.80 | 1,702,245.16 |
| | 334,861.19 | 330,330.97 | 330,330.97 | 330,330.97 | 326,072.76 |
| | 18,636.91 | 18,636.91 | 18,636.91 | 18,636.91 | 18,636.91 |
| | 25,206.24 | 25,206.24 | 25,206.24 | 26,732.11 | 26,732.11 |
| | 4,175.71 | 4,175.71 | 4,175.71 | 4,175.71 | 4,175.71 |
| | 834,158.36 | 834,158.36 | 833,448.36 | 833,448.36 | 830,111.29 |
| | - | - | - | - | - |
| | 469,778.30 | 522,278.30 | 553,227.95 | 553,227.95 | 1,628,953.13 |
| | 17,123.56 | 17,123.56 | 17,123.56 | 17,123.56 | 17,123.56 |
| | 4,123,100.03 | 4,366,944.80 | 4,475,540.63 | 4,478,627.56 | 5,377,186.82 |
| | 1,992,420.41 | 2,052,420.41 | 2,167,316.06 | 2,167,316.06 | 2,167,316.06 |
| | 260,649.02 | 260,649.02 | 260,649.02 | 260,649.02 | 294,649.02 |
| | 1,346,584.68 | 1,354,366.35 | 1,354,366.35 | 1,354,366.35 | 1,354,366.35 |
| | 5,826.93 | 5,826.93 | 5,826.93 | 5,826.93 | 5,826.93 |
| | - | - | - | - | - |
| | 17,696,888.47 | 17,915,313.08 | 18,340,176.34 | 18,355,222.90 | 18,360,644.21 |
| | 2,799,820.40 | 2,799,820.40 | 2,904,952.15 | 3,033,040.69 | 3,027,863.89 |
| | 5,161,268.54 | 5,161,268.54 | 5,161,268.54 | 5,161,268.54 | 5,161,268.54 |
| | 10,240,438.54 | 10,240,438.54 | 10,479,751.48 | 10,479,751.48 | 11,246,016.99 |
| | 924,639.69 | 924,639.69 | 956,971.89 | 956,971.89 | 956,971.89 |
| | 622,095.25 | 622,095.25 | 622,095.25 | 622,095.25 | 622,095.25 |

| | | | | |
|----------------------|----------------------|----------------------|----------------------|----------------------|
| 48,472.79 | 48,472.79 | 48,472.79 | 48,472.79 | 48,472.79 |
| 35,803.46 | 35,803.46 | 35,803.46 | 35,803.46 | 39,803.46 |
| 146,920.00 | 146,920.00 | 146,920.00 | 146,920.00 | 169,870.00 |
| 447,403.79 | 464,129.58 | 469,612.86 | 460,758.36 | 475,038.86 |
| 169,739.63 | 214,331.75 | 247,155.78 | 335,700.78 | 335,700.78 |
| 149,726.91 | 149,726.91 | 149,726.91 | 149,726.91 | 149,726.91 |
| 4,849,842.58 | 4,849,842.58 | 4,849,842.58 | 4,849,842.58 | 5,203,796.09 |
| 98,000.00 | 98,000.00 | 98,000.00 | 98,000.00 | 98,000.00 |
| 85,379.57 | 85,379.57 | 85,379.57 | 85,379.57 | 85,379.57 |
| 2,178,968.63 | 2,178,530.67 | 2,178,530.67 | 2,181,166.84 | 2,181,166.84 |
| 1,499,702.07 | 1,502,301.70 | 1,502,301.70 | 1,511,310.70 | 1,514,121.97 |
| 3,268,021.36 | 3,272,571.74 | 3,284,797.39 | 3,292,488.66 | 3,443,289.08 |
| 1,457,057.37 | 1,462,573.92 | 1,474,531.47 | 1,480,612.26 | 1,493,633.61 |
| 1,279,203.74 | 1,281,385.08 | 1,283,357.03 | 1,284,742.57 | 1,287,227.79 |
| 798,266.10 | 797,096.98 | 799,807.63 | 802,372.22 | 804,408.11 |
| 609,340.42 | 618,135.76 | 618,135.76 | 618,135.76 | 618,135.76 |
| 4,605.74 | 4,605.74 | 4,605.74 | 4,605.74 | 4,605.74 |
| 1,003,865.85 | 1,003,865.85 | 1,030,020.41 | 1,030,020.41 | 1,114,904.59 |
| 89,767.42 | 89,767.42 | 89,767.42 | 89,767.42 | 89,767.42 |
| (8,709,952.77) | (8,709,952.77) | (8,709,952.77) | (8,709,952.77) | (8,708,682.94) |
| (7,940.20) | (7,940.20) | (7,940.20) | (7,940.20) | (7,940.20) |
| (185,750.00) | (185,750.00) | (185,750.00) | (185,750.00) | (185,750.00) |
| (230,800.00) | (230,800.00) | (230,800.00) | (230,800.00) | (230,800.00) |
| (276,666.67) | (276,666.67) | (276,666.67) | (276,666.67) | (276,666.67) |
| (331,666.66) | (331,666.66) | (331,666.66) | (331,666.66) | (331,666.66) |
| 4,159,605.66 | 4,173,774.72 | 4,187,943.78 | 4,202,112.85 | 4,216,281.90 |
| 3,122.00 | 3,131.59 | 3,141.18 | 3,150.77 | 3,160.36 |
| 109,919.09 | 110,393.74 | 110,868.39 | 111,343.04 | 111,817.69 |
| 126,088.45 | 126,618.04 | 127,147.64 | 127,677.23 | 128,206.83 |
| 174,885.10 | 175,356.42 | 175,827.75 | 176,299.07 | 176,770.40 |
| 210,935.51 | 211,483.85 | 212,032.19 | 212,580.53 | 213,128.87 |
| 54,312,498.87 | 54,698,261.77 | 55,724,327.81 | 55,992,723.33 | 57,461,928.08 |
| 2,688.66 | 2,688.66 | 2,688.66 | 2,688.66 | 2,688.66 |
| 72,937.34 | 72,937.34 | 72,937.34 | 72,937.34 | 72,937.34 |
| 9,592.29 | 9,592.29 | 9,592.29 | 9,592.29 | 9,592.29 |
| - | - | - | - | - |
| 530,329.28 | 545,329.28 | 568,691.29 | 568,691.29 | 579,706.81 |
| 92,317.22 | 92,317.22 | 92,317.22 | 92,317.22 | 92,317.22 |
| 10,364.16 | 10,364.16 | 10,364.16 | 10,364.16 | 10,364.16 |
| 718,228.95 | 733,228.95 | 756,590.96 | 756,590.96 | 767,606.48 |
| 386,400.05 | 386,400.05 | 386,400.05 | 386,400.05 | 386,400.05 |
| - | - | - | - | - |
| - | - | - | - | - |
| - | - | - | - | - |
| 21,445.54 | 21,445.54 | 21,445.54 | 21,445.54 | 21,445.54 |
| 48,432.05 | 48,432.05 | 48,432.05 | 48,432.05 | 48,432.05 |
| - | - | - | - | - |
| - | - | - | - | - |
| 456,277.64 | 456,277.64 | 456,277.64 | 456,277.64 | 456,277.64 |
| 71,270,486.96 | 72,198,032.40 | 73,693,817.24 | 73,968,454.49 | 76,777,454.52 |
| - | - | - | - | - |

| | | | | | |
|------------------------|------------------------|------------------------|------------------------|------------------------|--------------|
| (19,900,799.53) | (20,017,775.38) | (20,510,151.86) | (20,648,467.28) | (20,287,862.31) | |
| 1,484,897.03 | 1,516,211.24 | 1,576,613.57 | 1,605,720.44 | 1,624,596.72 | |
| 1,795,737.05 | 1,819,326.81 | 1,826,499.48 | 1,826,499.48 | 2,258,861.02 | |
| - | - | - | - | - | |
| (16,620,165.45) | (16,682,237.33) | (17,107,038.81) | (17,216,247.36) | (16,404,404.57) | |
| 54,650,321.51 | 55,515,795.07 | 56,586,778.43 | 56,752,207.13 | 60,373,049.95 | |
| 926,915.22 | 615,409.28 | 888,277.35 | 627,401.10 | 401,775.92 | |
| 1,243,796.79 | 1,585,740.68 | 1,047,997.95 | 1,781,797.76 | (10,620.28) | |
| 56,821,033.52 | 57,716,945.03 | 58,523,053.73 | 59,161,405.99 | 60,764,205.59 | |
| - | - | - | - | - | |
| 900.00 | 900.00 | 900.00 | 900.00 | 900.00 | |
| 176,447.72 | 198,368.09 | 205,323.01 | 200,427.72 | 197,672.45 | |
| 121,586.53 | 98,583.79 | 86,751.80 | 57,493.86 | 31,382.86 | |
| (379,580.51) | (426,272.60) | (589,834.44) | (795,629.20) | (930,128.30) | |
| 1,185,957.11 | 575,207.79 | 240,636.66 | 1,285,727.04 | 949,913.39 | |
| 182,845.77 | 399,963.90 | 168,043.99 | 199,730.93 | 136,357.24 | |
| 203,089.32 | 217,664.04 | 230,038.06 | 240,669.48 | 251,615.60 | |
| 39,170.00 | 39,170.00 | 39,170.00 | 39,170.00 | 39,170.00 | |
| 857,408.50 | 683,043.97 | 841,865.24 | 659,391.11 | 551,965.81 | |
| 13,145.28 | 18,935.47 | 42,406.44 | 809,916.53 | 596,797.81 | |
| (2,000.00) | (2,000.00) | (2,000.00) | (2,000.00) | (2,000.00) | |
| - | - | - | - | - | |
| 868,553.78 | 699,979.44 | 882,271.68 | 1,467,307.64 | 1,146,763.62 | |
| 873,945.00 | 831,090.00 | 636,818.00 | 592,293.00 | 614,567.00 | |
| - | - | - | - | - | |
| - | - | - | - | - | |
| 285.35 | 285.35 | 285.35 | 285.35 | 285.35 | |
| 874,230.35 | 831,375.35 | 637,103.35 | 592,578.35 | 614,852.35 | |
| - | - | - | - | - | |
| - | - | - | - | - | |
| - | - | - | - | - | |
| 28,094.61 | 30,048.88 | 20,278.14 | 10,422.40 | 550.02 | |
| 53,127.00 | - | - | - | - | |
| 13,046.66 | 12,784.99 | 11,683.32 | 13,242.65 | 8,789.98 | |
| 85,073.97 | - | - | 69,111.99 | 213,671.96 | |
| (34,781.61) | (34,781.61) | (34,781.61) | (34,781.61) | (34,781.61) | |
| 144,560.63 | 8,052.26 | (2,820.15) | 57,995.43 | 188,230.35 | |
| 3,417,760.70 | 2,642,992.06 | 1,897,583.96 | 3,346,371.25 | 2,626,729.56 | 1,416,122.58 |
| - | - | - | - | - | |

| | | | | |
|----------------------|----------------------|----------------------|----------------------|----------------------|
| - | - | - | - | - |
| - | - | - | - | - |
| 7,220,866.97 | 7,202,559.16 | 7,184,251.35 | 7,165,943.54 | 7,147,635.73 |
| - | - | - | - | - |
| - | - | - | - | - |
| - | - | - | - | - |
| - | - | - | - | - |
| - | - | - | - | - |
| - | - | - | - | - |
| - | - | - | - | - |
| - | - | - | - | - |
| - | - | - | - | - |
| 6,837.59 | 6,837.59 | 6,837.59 | 6,837.59 | 6,837.59 |
| - | - | - | - | - |
| 4,487.80 | 4,466.83 | 4,445.86 | 4,424.89 | 4,403.92 |
| - | - | - | - | - |
| - | - | - | - | - |
| - | - | - | - | - |
| - | - | - | - | - |
| - | - | - | - | - |
| 1,428.35 | 1,405.69 | 1,383.03 | 1,360.37 | 1,337.71 |
| 18,581.51 | 18,381.57 | 18,181.62 | 17,981.67 | 17,781.73 |
| - | - | - | - | 16,674.50 |
| - | - | - | - | - |
| (19.00) | (19.00) | - | - | - |
| - | - | - | - | - |
| 839.99 | 839.99 | - | - | - |
| - | 4,777.50 | 18,435.00 | 34,121.83 | 49,285.40 |
| - | - | - | - | - |
| 391,321.83 | 388,019.90 | 384,717.99 | 381,416.09 | 504,591.66 |
| 24,531.93 | 24,256.17 | 23,980.41 | 23,704.65 | 23,428.89 |
| - | - | - | - | - |
| - | - | - | - | - |
| 44,514.41 | 44,014.02 | 43,513.63 | 43,013.24 | 42,512.85 |
| 984.95 | 973.89 | 962.82 | 951.76 | 940.69 |
| 3,308.80 | 3,308.80 | 3,308.80 | 3,308.80 | 3,308.80 |
| 2,168.42 | 2,139.88 | 2,111.36 | 2,082.84 | 2,054.30 |
| 181,781.09 | 181,781.09 | 181,781.09 | 181,781.09 | 181,781.09 |
| - | - | - | - | - |
| 7,901,634.64 | 7,883,743.08 | 7,873,910.55 | 7,866,928.36 | 8,002,574.86 |
| - | - | - | - | - |
| - | - | - | - | - |
| 221,564.63 | 219,528.22 | 218,385.72 | 216,711.22 | 227,062.16 |
| 8,123,199.27 | 8,103,271.30 | 8,092,296.27 | 8,083,639.58 | 8,229,637.02 |
| 68,361,993.49 | 68,463,208.39 | 68,512,933.96 | 70,591,416.82 | 71,620,572.17 |

| | | | | |
|------------------------|------------------------|------------------------|------------------------|------------------------|
| (100.00) | (100.00) | (100.00) | (100.00) | (100.00) |
| (10,917,251.07) | (10,917,251.07) | (10,917,251.07) | (10,917,251.07) | (10,917,251.07) |
| - | - | - | - | - |
| 313,821.00 | 298,728.60 | 288,612.00 | 292,227.00 | 275,723.40 |
| (10,603,530.07) | (10,618,622.47) | (10,628,739.07) | (10,625,124.07) | (10,641,627.67) |
| 2,156,261.69 | 2,156,261.69 | 2,156,261.69 | 2,156,261.69 | 2,156,261.69 |
| (413,886.06) | (461,928.91) | (193,182.56) | (83,568.94) | 361,375.83 |
| (8,861,154.44) | (8,924,289.69) | (8,665,659.94) | (8,552,431.32) | (8,123,990.15) |
| - | - | - | - | - |
| (56,787.50) | (55,343.75) | (53,900.00) | (52,456.25) | (51,012.50) |
| (190,316.83) | (187,606.83) | (184,888.96) | (182,163.19) | (179,429.50) |
| (303,700.00) | (301,162.00) | (298,617.00) | (296,066.00) | (293,509.00) |
| (1,049,902.83) | (1,042,547.94) | (1,035,175.49) | (1,027,785.45) | (1,020,377.78) |
| (92,452.38) | (91,418.38) | (90,384.38) | (89,350.38) | (88,316.38) |
| (135,611.35) | (134,968.96) | (134,322.44) | (133,671.78) | (133,016.92) |
| (213,284.00) | (212,476.00) | (211,662.00) | (210,843.00) | (210,018.00) |
| (270,123.37) | (268,572.91) | (267,018.93) | (265,461.43) | (263,900.41) |
| (2,380,189.26) | (2,325,050.84) | (2,325,050.84) | (2,323,048.91) | (2,267,169.26) |
| (1,167,211.19) | (1,160,702.28) | (1,154,056.37) | (1,147,506.46) | (1,140,820.74) |
| (639,604.18) | (636,186.34) | (632,680.88) | (629,237.70) | (625,707.63) |
| (298,924.87) | (297,439.69) | (295,951.14) | (294,459.22) | (292,963.93) |
| (306,006.74) | (304,609.22) | (303,208.54) | (301,804.69) | (300,397.65) |
| (329,277.44) | (327,729.98) | (326,179.14) | (324,624.92) | (323,067.31) |
| (810,090.79) | (806,385.99) | (802,673.11) | (798,952.14) | (795,223.06) |
| (450,042.81) | (447,945.88) | (445,844.64) | (443,739.10) | (441,629.22) |
| (529,728.49) | (528,319.72) | (526,833.10) | (525,412.11) | (523,913.61) |
| (320,548.70) | (319,094.70) | (317,637.70) | (316,177.70) | (314,714.70) |
| (1,105,192.43) | (1,102,410.35) | (1,099,489.60) | (1,096,686.90) | (1,093,746.11) |
| (1,248,256.08) | (1,242,749.13) | (1,237,233.18) | (1,231,708.22) | (1,226,174.24) |
| (848,299.15) | (846,329.11) | (844,237.32) | (842,250.38) | (840,142.18) |
| (482,156.03) | (481,164.68) | (480,171.06) | (479,175.16) | (478,176.98) |
| (2,200,050.86) | (2,191,548.49) | (2,183,032.23) | (2,174,502.06) | (2,165,957.96) |
| (326,605.18) | (325,973.39) | (325,290.44) | (324,652.61) | (323,963.79) |
| (221,881.84) | (221,024.35) | (220,165.46) | (219,305.16) | (218,443.46) |
| (1,283,426.34) | (1,283,426.34) | (1,283,426.34) | (1,283,426.34) | (1,283,426.34) |
| (547,188.70) | (547,188.70) | (561,064.29) | (561,064.29) | (561,064.29) |
| (441,615.77) | (544,656.99) | (920,164.76) | (920,164.76) | (1,653,173.32) |
| (1,100,508.10) | (1,098,387.66) | (1,095,820.68) | (1,093,581.30) | (1,091,200.42) |
| - | - | - | (782,824.68) | (781,181.13) |
| (17,917.66) | (17,434.40) | (16,951.14) | (16,467.88) | (15,984.62) |
| (32,585.28) | (32,271.96) | (31,958.64) | (31,645.32) | (31,332.00) |
| (70,293.09) | (69,791.00) | (69,288.91) | (68,786.82) | (68,284.73) |
| (94,895.71) | (94,309.94) | (93,724.17) | (93,138.40) | (92,552.63) |
| - | - | - | - | - |
| (58,316.97) | (58,142.37) | (57,967.77) | (57,793.17) | (57,618.57) |

| | | | | | |
|------------------------|------------------------|------------------------|------------------------|------------------------|---------------|
| (19,622,991.92) | (19,604,370.27) | (19,926,070.65) | (20,639,933.88) | (21,247,610.37) | 17,853,974.60 |
| - | - | - | - | - | |
| (1,106,392.19) | (1,106,392.19) | (1,106,392.19) | (306,270.19) | (306,270.19) | |
| (17,325.00) | (17,325.00) | (17,325.00) | (17,325.00) | (17,325.00) | |
| (31,913.74) | (32,006.51) | (32,099.54) | (32,192.85) | (32,286.42) | |
| (29,980.00) | (30,053.00) | (30,127.00) | (30,201.00) | (30,275.00) | |
| (86,904.60) | (87,112.01) | (87,319.93) | (87,528.34) | (87,737.24) | |
| (12,404.00) | (12,405.00) | (12,406.00) | (12,407.00) | (12,408.00) | |
| (7,388.48) | (7,437.56) | (7,486.72) | (7,536.01) | (7,585.35) | |
| (9,277.00) | (9,341.00) | (9,406.00) | (9,471.00) | (9,536.00) | |
| (18,334.30) | (18,375.85) | (18,417.51) | (18,459.26) | (18,501.09) | |
| (226,278.53) | (226,278.53) | (226,278.53) | (228,280.46) | (228,280.46) | |
| (77,379.96) | (77,621.17) | (77,855.33) | (78,098.02) | (78,333.62) | |
| (40,588.09) | (40,736.63) | (40,880.91) | (41,030.52) | (41,175.84) | |
| (17,562.29) | (17,602.10) | (17,642.01) | (17,682.01) | (17,722.08) | |
| (16,525.65) | (16,563.11) | (16,600.65) | (16,638.28) | (16,676.00) | |
| (18,309.10) | (18,349.01) | (18,389.01) | (18,429.10) | (18,469.28) | |
| (43,834.03) | (43,929.59) | (44,025.36) | (44,121.33) | (44,217.51) | |
| (24,830.60) | (24,881.57) | (24,932.66) | (24,983.85) | (25,035.13) | |
| (16,949.64) | (17,021.16) | (17,090.66) | (17,162.78) | (17,232.86) | |
| (17,223.00) | (17,258.00) | (17,293.00) | (17,328.00) | (17,363.00) | |
| (33,508.41) | (33,629.60) | (33,747.30) | (33,869.35) | (33,987.90) | |
| (65,387.16) | (65,493.96) | (65,600.94) | (65,708.09) | (65,815.41) | |
| (23,800.09) | (23,899.08) | (23,995.28) | (24,095.08) | (24,192.06) | |
| (11,719.89) | (11,746.94) | (11,774.02) | (11,801.14) | (11,828.31) | |
| (100,953.49) | (101,118.38) | (101,283.54) | (101,448.97) | (101,614.67) | |
| (7,692.52) | (7,727.82) | (7,762.14) | (7,797.77) | (7,832.40) | |
| (10,181.48) | (10,198.11) | (10,214.76) | (10,231.45) | (10,248.16) | |
| - | - | - | - | - | |
| - | - | - | - | - | |
| - | - | - | - | - | |
| (26,847.15) | (26,847.15) | (27,148.78) | (27,251.18) | (27,350.65) | |
| - | - | - | (17,297.32) | (18,940.87) | |
| (5,799.12) | (5,799.12) | (5,799.12) | (5,799.12) | (5,799.12) | |
| (3,759.84) | (3,759.84) | (3,759.84) | (3,759.84) | (3,759.84) | |
| (6,025.08) | (6,025.08) | (6,025.08) | (6,025.08) | (6,025.08) | |
| (7,029.24) | (7,029.24) | (7,029.24) | (7,029.24) | (7,029.24) | |
| (2,095.20) | (2,095.20) | (2,095.20) | (2,095.20) | (2,095.20) | |
| (2,124,198.87) | (2,126,058.51) | (2,128,203.25) | (1,349,353.83) | (1,352,948.98) | |
| - | - | - | - | - | |
| (357,463.47) | (485,184.98) | (85,198.01) | (1,482,444.06) | (881,061.89) | |
| - | (2,250.00) | - | - | (2,552.27) | |
| (275,256.82) | (18,067.05) | (238,296.20) | - | (197,934.88) | |
| (64,368.79) | (64,368.79) | (64,368.79) | (64,368.79) | (64,368.79) | |
| (291,176.00) | (291,176.00) | (299,036.96) | (14,600.63) | (31,445.63) | |
| (35,418.00) | - | (102,782.96) | (150,942.24) | - | |
| - | - | - | - | - | |
| - | - | - | - | - | |
| (42,478.22) | (24,500.88) | (43,614.68) | (58,834.58) | (35,409.18) | |
| (179,298.05) | (254,941.57) | (268,781.34) | (379,415.06) | (222,628.46) | |
| (113,387.01) | (76,739.19) | (103,608.44) | (236,518.34) | (206,343.51) | |
| (1,358,846.36) | (1,217,228.46) | (1,205,687.38) | (2,387,123.70) | (1,641,744.61) | |

| | | | | |
|------------------------|------------------------|------------------------|------------------------|------------------------|
| - | - | - | - | - |
| - | - | - | - | - |
| - | - | - | - | - |
| - | - | - | - | - |
| (1,585,730.23) | (1,582,600.35) | (1,579,462.13) | (1,576,315.54) | (1,573,160.56) |
| (1,078,643.41) | (1,076,514.41) | (1,074,379.73) | (1,072,239.36) | (1,070,093.28) |
| (36,915.51) | (37,013.96) | (37,112.66) | (37,211.63) | (37,310.86) |
| (25,110.63) | (25,177.59) | (25,244.73) | (25,312.05) | (25,379.55) |
| - | - | - | - | - |
| (173.03) | (173.07) | (173.11) | (173.15) | - |
| (5,176.13) | (5,177.21) | (6,846.85) | (6,848.28) | - |
| (521.73) | (519.98) | (518.06) | (515.51) | - |
| (2,432,978.89) | (2,365,198.95) | (2,580,941.53) | (2,914,635.13) | - |
| 8,128.99 | 9,728.99 | 9,728.99 | 15,768.32 | - |
| (3,725,638.09) | (3,414,468.61) | (2,687,812.91) | (3,470,906.75) | (6,841,789.98) |
| (12,365,803.89) | (11,840,402.11) | (11,316,653.35) | (12,824,866.61) | (12,542,427.82) |
| (523,035.00) | (497,881.00) | (481,020.00) | (487,045.00) | (459,539.00) |
| - | - | - | - | - |
| - | - | - | - | - |
| - | - | - | - | - |
| (4,661,285.88) | (4,661,285.88) | (4,661,285.88) | (4,661,285.88) | (4,450,837.00) |
| 209,214.00 | 199,152.40 | 192,408.00 | 194,818.00 | 183,815.60 |
| (1,620,743.00) | (1,620,743.00) | (1,620,743.00) | (1,620,743.00) | (1,620,743.00) |
| (18,149,749.60) | (18,786,809.98) | (19,715,471.57) | (19,723,162.84) | (21,120,296.96) |
| (87,316.36) | (87,316.36) | (87,316.36) | (87,316.36) | (92,245.15) |
| (128,241.97) | (128,241.97) | (128,241.97) | (128,241.97) | (137,116.56) |
| (16,608.62) | (16,608.62) | (16,608.62) | (16,608.62) | (17,489.44) |
| (600,000.00) | (600,000.00) | (600,000.00) | (600,000.00) | (600,000.00) |
| (603,000.00) | (603,000.00) | (603,000.00) | (603,000.00) | (603,000.00) |
| (15,400.00) | (15,400.00) | (15,400.00) | (15,400.00) | (15,400.00) |
| (84,300.00) | (84,300.00) | (84,300.00) | (84,300.00) | (84,300.00) |
| (150,367.50) | (150,367.50) | (150,367.50) | (150,367.50) | (150,367.50) |
| (19,200.00) | (19,200.00) | (19,200.00) | (19,200.00) | (19,200.00) |
| (46,000.00) | (46,000.00) | (46,000.00) | (46,000.00) | (46,000.00) |
| (18,900.00) | (18,900.00) | (18,900.00) | (18,900.00) | (18,900.00) |
| (36,000.00) | (36,000.00) | (36,000.00) | (36,000.00) | (36,000.00) |
| (20,690.39) | (20,690.39) | (20,690.39) | (20,690.39) | (20,690.39) |
| (32,805.00) | (32,805.00) | (32,805.00) | (32,805.00) | (32,805.00) |
| (68,650.00) | (68,650.00) | (68,650.00) | (68,650.00) | (68,650.00) |
| (4,536,626.39) | (4,536,626.39) | (4,536,626.39) | (4,536,626.39) | (4,536,626.39) |
| (24,613,855.83) | (25,250,916.21) | (26,179,577.80) | (26,187,269.07) | (27,599,087.39) |
| 3,697,662.47 | 3,737,527.37 | 4,145,668.66 | 4,187,339.94 | 4,239,846.96 |
| (27,512,043.24) | (28,094,146.32) | (28,604,550.02) | (28,574,185.01) | (29,706,543.83) |
| (68,361,993.49) | (68,463,208.39) | (68,512,933.96) | (70,591,416.82) | (71,620,572.17) |

- - - - -



2,001,638.12

(2,072,096.05)

Non Mate
For th

| | | Jan-20 | Feb-20 | Mar-20 |
|---|------|---------------|---------------|---------------|
| 921002 | #N/A | #N/A | #N/A | #N/A |
| 921003 | #N/A | #N/A | #N/A | #N/A |
| 921004 | #N/A | #N/A | #N/A | #N/A |
| 923000 | #N/A | 46.00 | 212.95 | 624.00 |
| 926001 | #N/A | #N/A | #N/A | #N/A |
| 926500 | #N/A | #N/A | #N/A | #N/A |
| 926501 | #N/A | #N/A | #N/A | #N/A |
| 926502 | #N/A | #N/A | #N/A | #N/A |
| 926505 | #N/A | #N/A | #N/A | #N/A |
| 926600 | #N/A | #N/A | #N/A | #N/A |
| 926610 | #N/A | #N/A | #N/A | #N/A |
| 930100 | #N/A | #N/A | #N/A | #N/A |
| 930101 | #N/A | #N/A | #N/A | #N/A |
| 930200 | #N/A | 845.47 | - | 321.73 |
| 930300 | #N/A | - | - | - |
| 930410 | #N/A | - | - | - |
| Total of Non RSF backed O&M Expenses | | 891.47 | 212.95 | 945.73 |

Pennichuck East Utilities

**Material Operating Expenses as defined in DW17-128
for the Twelve Months Ended December 31, 2020**

| Apr-20 | May-20 | Jun-20 | Jul-20 | Aug-20 | Sep-20 | Oct-20 | Nov-20 |
|-----------------|-----------------|---------------|-----------------|---------------|-----------------|-----------------|---------------|
| #N/A | #N/A | #N/A | #N/A | #N/A | #N/A | #N/A | #N/A |
| #N/A | #N/A | #N/A | #N/A | #N/A | #N/A | #N/A | #N/A |
| #N/A | #N/A | #N/A | #N/A | #N/A | #N/A | #N/A | #N/A |
| 2,430.00 | 474.00 | 8.00 | 231.21 | 8.00 | 2,258.00 | 6,426.99 | 8.00 |
| #N/A | #N/A | #N/A | #N/A | #N/A | #N/A | #N/A | #N/A |
| #N/A | #N/A | #N/A | #N/A | #N/A | #N/A | #N/A | #N/A |
| #N/A | #N/A | #N/A | #N/A | #N/A | #N/A | #N/A | #N/A |
| #N/A | #N/A | #N/A | #N/A | #N/A | #N/A | #N/A | #N/A |
| #N/A | #N/A | #N/A | #N/A | #N/A | #N/A | #N/A | #N/A |
| #N/A | #N/A | #N/A | #N/A | #N/A | #N/A | #N/A | #N/A |
| #N/A | #N/A | #N/A | #N/A | #N/A | #N/A | #N/A | #N/A |
| #N/A | #N/A | #N/A | #N/A | #N/A | #N/A | #N/A | #N/A |
| 34.00 | 2,461.65 | 502.46 | 1,401.70 | - | 769.37 | 220.00 | 458.85 |
| - | - | - | - | - | - | - | - |
| - | - | - | - | - | - | - | - |
| 2,464.00 | 2,935.65 | 510.46 | 1,632.91 | 8.00 | 3,027.37 | 6,646.99 | 466.85 |

Schedule 1
Attachment K

| Dec-20 | 2020 Totals |
|-----------------|------------------|
| #N/A | #N/A |
| #N/A | #N/A |
| #N/A | #N/A |
| 1,225.92 | 13,953.07 |
| #N/A | #N/A |
| #N/A | #N/A |
| #N/A | #N/A |
| #N/A | #N/A |
| #N/A | #N/A |
| #N/A | #N/A |
| #N/A | #N/A |
| #N/A | #N/A |
| 3,424.38 | 10,439.61 |
| - | - |
| - | - |
| 4,650.30 | 24,392.68 |

==

| | | | | | | | | | | | | |
|----------------------------|-------------|--------------|--------------|--------------|--------------|--------------|--------------|--------------|--------------|--------------|--------------|--------------|
| Net Income (Or Loss) - YTD | (82,505.55) | (168,546.93) | (375,770.48) | (529,753.87) | (606,367.49) | (616,208.39) | (776,962.21) | (656,043.98) | (649,601.57) | (725,095.55) | (882,760.28) | (979,804.90) |
| Net Income (Or Loss) - MTD | (82,505.55) | (86,041.38) | (207,223.55) | (153,983.39) | (76,613.62) | (9,840.90) | (160,753.82) | 120,918.23 | 6,442.41 | (75,493.98) | (157,664.73) | (97,044.62) |

| | | | | | | | | | | | | | | |
|---------------------------------------|------------------------|------------------------|------------------------|------------------------|------------------------|------------------------|------------------------|------------------------|------------------------|------------------------|------------------------|------------------------|------------------------|------------------------|
| | (22,604,105.89) | (22,648,369.55) | (22,661,424.89) | (23,059,601.47) | (23,076,034.90) | (23,127,913.30) | (23,171,361.76) | (24,171,907.78) | (24,187,233.73) | (24,209,298.35) | (24,216,520.74) | (24,231,348.03) | (24,548,146.96) | (23,531,789.80) |
| RESERVE FOR AMORT OF CIAC:PEU | 2,974,588.62 | 3,008,886.46 | 3,043,196.93 | 3,076,823.43 | 3,111,620.04 | 3,146,483.22 | 3,181,410.83 | 3,217,373.73 | 3,258,792.05 | 3,294,727.73 | 3,330,684.91 | 3,366,693.30 | 3,404,849.01 | 3,185,856.17 |
| Total Deferred Credits | (25,823,720.85) | (25,839,207.27) | (25,813,056.14) | (26,201,066.82) | (26,177,224.44) | (26,233,853.46) | (26,248,768.51) | (27,210,933.63) | (27,235,798.66) | (27,196,714.40) | (27,166,854.61) | (27,136,496.51) | (27,637,362.63) | (26,609,312.15) |
| Total Equity & Liabilities | (64,910,931.74) | (64,802,274.29) | (64,923,175.75) | (65,421,041.19) | (65,381,707.63) | (66,078,429.22) | (65,900,294.01) | (66,471,779.91) | (66,898,386.68) | (65,708,635.14) | (65,839,412.82) | (66,463,908.66) | (66,578,013.68) | (65,798,306.98) |
| | - | - | - | - | - | - | - | - | - | - | - | - | - | - |

Non Mate
For th

| | | Jan-20 | Feb-20 | Mar-20 |
|---|------|---------------|-----------------|-----------------|
| 921002 | #N/A | #N/A | #N/A | #N/A |
| 921003 | #N/A | #N/A | #N/A | #N/A |
| 921004 | #N/A | #N/A | #N/A | #N/A |
| 923000 | #N/A | 46.00 | 1,752.80 | 910.97 |
| 926001 | #N/A | #N/A | #N/A | #N/A |
| 926500 | #N/A | #N/A | #N/A | #N/A |
| 926501 | #N/A | #N/A | #N/A | #N/A |
| 926502 | #N/A | #N/A | #N/A | #N/A |
| 926505 | #N/A | #N/A | #N/A | #N/A |
| 926600 | #N/A | #N/A | #N/A | #N/A |
| 926610 | #N/A | #N/A | #N/A | #N/A |
| 930100 | #N/A | #N/A | #N/A | #N/A |
| 930101 | #N/A | #N/A | #N/A | #N/A |
| 930200 | #N/A | 953.69 | - | 475.79 |
| 930300 | #N/A | - | - | - |
| 930410 | #N/A | - | - | - |
| Total of Non RSF backed O&M Expenses | | 999.69 | 1,752.80 | 1,386.76 |

Pennichuck East Utilities

**Material Operating Expenses as defined in DW17-128
for the Twelve Months Ended December 31, 2019**

| Apr-20 | May-20 | Jun-20 | Jul-20 | Aug-20 | Sep-20 | Oct-20 | Nov-20 |
|-----------------|-----------------|-----------------|-----------------|---------------|---------------|---------------|-----------------|
| #N/A | #N/A | #N/A | #N/A | #N/A | #N/A | #N/A | #N/A |
| #N/A | #N/A | #N/A | #N/A | #N/A | #N/A | #N/A | #N/A |
| #N/A | #N/A | #N/A | #N/A | #N/A | #N/A | #N/A | #N/A |
| 2,371.86 | 4,099.12 | 3,671.50 | 6,916.50 | 298.00 | 425.00 | 173.00 | 2,578.00 |
| #N/A | #N/A | #N/A | #N/A | #N/A | #N/A | #N/A | #N/A |
| #N/A | #N/A | #N/A | #N/A | #N/A | #N/A | #N/A | #N/A |
| #N/A | #N/A | #N/A | #N/A | #N/A | #N/A | #N/A | #N/A |
| #N/A | #N/A | #N/A | #N/A | #N/A | #N/A | #N/A | #N/A |
| #N/A | #N/A | #N/A | #N/A | #N/A | #N/A | #N/A | #N/A |
| #N/A | #N/A | #N/A | #N/A | #N/A | #N/A | #N/A | #N/A |
| #N/A | #N/A | #N/A | #N/A | #N/A | #N/A | #N/A | #N/A |
| #N/A | #N/A | #N/A | #N/A | #N/A | #N/A | #N/A | #N/A |
| 10.47 | 1,292.98 | 1,008.64 | 7.34 | - | - | 216.00 | 515.81 |
| - | - | - | - | - | - | - | - |
| - | - | - | - | - | - | - | - |
| 2,382.33 | 5,392.10 | 4,680.14 | 6,923.84 | 298.00 | 425.00 | 389.00 | 3,093.81 |

Schedule 1
Attachment K

| Dec-20 | 2020 Totals |
|---------------|------------------|
| #N/A | #N/A |
| #N/A | #N/A |
| #N/A | #N/A |
| 16.87 | 23,259.62 |
| #N/A | #N/A |
| #N/A | #N/A |
| #N/A | #N/A |
| #N/A | #N/A |
| #N/A | #N/A |
| #N/A | #N/A |
| #N/A | #N/A |
| #N/A | #N/A |
| 122.86 | 4,603.58 |
| - | - |
| - | - |
| 139.73 | 27,863.20 |

==

| | | | | | | | | | | | | | | |
|--------|---|--------------------|---------------------|---------------------|---------------------|---------------------|---------------------|---------------------|---------------------|---------------------|-------------------|--------------------|---------------------|---------------------|
| 406101 | AMORT OF WESCO ACQ ADJ | (9.59) | (9.59) | (9.59) | (9.59) | (9.59) | (9.59) | (9.59) | (9.59) | (9.59) | (9.59) | (9.59) | (9.59) | (115) |
| 406102 | AMORT OF CASTLE REACH ACQ ADJ | (531.68) | (531.69) | (531.68) | (531.68) | (531.68) | (531.72) | (531.67) | (531.72) | (531.67) | (531.72) | (531.68) | (147.49) | (5,996) |
| 406103 | AMORT OF WHITE ROCK ACQ ADJ | (567.25) | (567.29) | (567.25) | (567.28) | (567.25) | (567.28) | (567.25) | (567.28) | (567.25) | (567.28) | (567.25) | (188.72) | (6,429) |
| 406104 | AMORT OF LAMPLIGHTER ACQ ADJ | (706.29) | (1,178.10) | (942.21) | (942.21) | (942.20) | (942.22) | (942.20) | (942.21) | (942.21) | (942.21) | (942.20) | (949.87) | (11,314) |
| 406105 | AMORT FLETCHERS CORNER ACQ ADJ | - | (2,356.82) | (1,178.46) | (1,178.45) | (1,178.45) | (1,178.52) | (1,178.43) | (1,178.46) | (1,178.46) | (1,178.42) | (1,178.46) | (1,161.68) | (14,125) |
| | Amortization Expense: CIAC | 100,596.53 | 98,718.46 | 100,107.37 | 100,124.47 | 100,290.67 | 101,067.41 | 100,333.94 | 100,791.71 | 100,886.08 | 101,635.77 | 103,409.30 | 146,288.62 | 1,254,250 |
| 405300 | AMORTIZATION EXPENSE: CIAC | (30,957.52) | (31,204.13) | (31,226.35) | (31,283.18) | (31,453.81) | (31,509.10) | (31,569.50) | (31,592.69) | (32,493.70) | (33,478.33) | (34,896.01) | (40,557.92) | (392,222) |
| | Amortization Expense | | | | | | | | | | | | | |
| 407320 | AMORT EXP - DEFERRED CHARGES | 3,405.32 | 3,404.33 | 3,404.34 | 3,404.32 | 3,404.31 | 9,949.60 | 9,949.58 | 9,949.58 | 9,949.61 | 9,949.56 | 9,949.56 | 9,962.87 | 86,683 |
| 407100 | AMORT: ACQUISITION PREMIUM | 17,017.81 | 17,389.93 | 17,389.93 | 17,389.93 | 17,389.93 | 17,390.02 | 17,389.93 | 17,389.93 | 17,389.92 | 17,389.93 | 17,389.93 | 17,389.93 | 208,307 |
| | Taxes Other than Income Tax | | | | | | | | | | | | | |
| 408110 | LOCAL PROPERTY TAXES | 77,141.25 | 77,141.25 | 77,141.24 | 113,280.23 | 79,119.17 | 78,130.24 | 41,991.21 | 78,130.21 | 78,130.20 | 78,130.21 | 100,869.43 | 142,201.52 | 1,021,406 |
| 408130 | NH BET TAXES | - | - | - | - | - | - | - | - | - | - | - | 18,778.69 | 18,779 |
| 414000 | GAIN FROM FORGIVENESS SRF DEBT | (1,884.44) | (1,884.44) | (1,884.44) | (1,884.44) | (1,884.44) | (1,884.44) | (1,884.44) | (1,884.44) | (1,884.44) | (1,884.44) | (1,884.44) | (1,884.44) | (22,613) |
| | Income Tax | | | | | | | | | | | | | |
| 409102 | PROV/FED INC TAX/CURRENT | (16,427.60) | (29,683.43) | (22,635.96) | (29,041.67) | (17,091.63) | 44,973.92 | 59,242.51 | 11,095.77 | 8,514.34 | 101,559.38 | (389.88) | 46,189.25 | 156,305 |
| 409113 | PROVS FOR NH BUS PRFTS TAX CUR | (6,709.99) | (12,124.46) | (9,245.86) | (11,862.32) | (6,981.23) | 18,370.00 | 24,198.11 | 4,532.16 | 3,477.76 | 41,482.82 | (159.25) | 37,900.26 | 82,878 |
| 410102 | PROV FEDL INCOME TAX DEFERRED | - | - | - | - | - | - | - | - | - | - | - | 388,622.00 | 388,622 |
| 410113 | PROV NH INCOME TAX DEFERRED | - | - | - | - | - | - | - | - | - | - | - | 143,205.00 | 143,205 |
| | Total Operating Deducts | 610,371.91 | 570,448.94 | 632,021.44 | 630,829.10 | 638,421.80 | 710,133.00 | 733,353.78 | 669,935.19 | 658,151.03 | 821,119.22 | 665,148.85 | 1,375,320.07 | 8,696,476 |
| | Net Operating Income | (13,808.29) | (66,570.11) | (121,764.47) | (60,793.28) | (26,257.99) | 217,494.08 | 273,621.67 | 97,787.93 | 61,982.69 | 412,498.48 | (70,700.94) | (694,288.87) | 9,201 |
| | Non-Operating Revenue Deductions | | | | | | | | | | | | | |
| 421000 | MISC NON-OPERATING INCOME(EXP) | - | - | - | - | - | - | - | - | - | - | (114,867.55) | - | (114,868) |
| 426001 | MISCELLANEOUS NON-UTILITY EXP | - | - | - | - | - | - | - | - | - | - | - | - | - |
| 420000 | AFUDC-INTEREST(DEBT) COMPONENT | (900.00) | (1,017.00) | (1,038.00) | (1,096.00) | (1,119.00) | (3,179.00) | (3,217.00) | (6,191.00) | (22,530.00) | (11,987.00) | (10,440.00) | (11,772.00) | (74,486) |
| 420100 | AFUDC - EQUITY COMPONENT | (211.00) | (239.00) | (244.00) | (193.00) | (182.00) | (518.00) | (524.00) | (1,008.00) | (3,976.00) | (1,951.00) | (1,989.00) | (2,242.00) | (13,277) |
| | Interest Expense | | | | | | | | | | | | | |
| 427300 | INTEREST EXP- BONDS & NOTES | 51,580.35 | 50,036.74 | (33,599.06) | 50,328.63 | 50,445.39 | 50,124.86 | 51,169.44 | 59,724.27 | 53,143.69 | 41,076.99 | 54,255.76 | 56,519.03 | 534,806 |
| 427200 | LINE OF CREDIT INTEREST | - | - | - | - | - | - | - | - | - | - | - | 3,659.88 | 3,660 |
| 428000 | AMORTIZATION OF DEBT EXPENSE | 1,497.31 | 1,497.31 | 1,497.31 | 1,497.31 | 1,497.31 | 2,108.61 | 2,046.93 | 1,929.34 | 1,929.34 | 2,004.02 | 1,944.28 | 1,944.28 | 21,393 |
| 419000 | INTEREST INCOME | - | - | - | - | - | - | - | - | - | - | - | - | - |
| 427115 | INTERCOMPANY INTEREST | 13,041.90 | 12,208.01 | 14,163.57 | 15,311.69 | 4,787.33 | 17,160.00 | 18,671.57 | 18,982.06 | 18,775.42 | 18,688.68 | 19,252.18 | 21,085.47 | 192,128 |
| 427500 | INTEREST - OTHER | - | - | - | - | - | - | - | - | - | - | - | - | - |
| | Total Interest | 66,119.56 | 63,742.06 | (17,938.18) | 67,137.63 | 56,730.03 | 69,393.47 | 71,887.94 | 80,635.67 | 73,848.45 | 61,769.69 | 75,452.22 | 83,208.66 | 751,987.20 |
| | Net Income Before Dividends | (78,816.85) | (129,056.17) | (102,544.29) | (126,641.91) | (81,687.02) | 151,797.61 | 205,474.73 | 24,351.26 | 14,640.24 | 364,666.79 | (18,856.61) | (763,483.53) | (540,155.75) |
| | Net Income (Or Loss) - YTD | (78,816.85) | (207,873.02) | (310,417.31) | (437,059.22) | (518,746.24) | (366,948.63) | (161,473.90) | (137,122.64) | (122,482.40) | 242,184.39 | 223,327.78 | (540,155.75) | |
| | Net Income (Or Loss) - MTD | (78,816.85) | (129,056.17) | (102,544.29) | (126,641.91) | (81,687.02) | 151,797.61 | 205,474.73 | 24,351.26 | 14,640.24 | 364,666.79 | (18,856.61) | (763,483.53) | |

| | | | | | | | | | | | | |
|-----------------------------------|------------------------|------------------------|------------------------|------------------------|------------------------|------------------------|------------------------|------------------------|------------------------|------------------------|------------------------|------------------------|
| | 128,392.63 | 60,870.61 | (5,574.76) | (5,525.05) | 8,582.65 | 202,073.84 | 136,860.50 | 73,557.16 | 6,086.05 | 4,986.59 | 311,701.58 | 211,325.34 |
| Total Current Assets | 1,125,992.41 | 1,020,207.54 | 954,615.06 | 913,956.03 | 971,194.56 | 1,649,879.24 | 1,686,690.82 | 1,379,759.00 | 1,343,084.61 | 1,691,686.31 | 2,011,858.54 | 3,080,939.32 |
| Other Assets | | | | | | | | | | | | |
| Abandoned Property | | | | | | | | | | | | |
| ABANDONED 8" MAIN - RANGE RD | - | - | - | - | - | - | - | - | - | - | - | - |
| ABAND PUMP STA: SPRINGWOOD HLS | - | - | - | - | - | - | - | - | - | - | - | - |
| Other Deferred Charges | | | | | | | | | | | | |
| PHASE II & V WAIVER - NC | - | - | - | - | - | - | - | - | - | - | - | - |
| ACQUISITION PREMIUM - MARA | 7,771,440.82 | 7,754,050.89 | 7,736,660.96 | 7,719,271.03 | 7,701,881.10 | 7,684,491.08 | 7,667,101.15 | 7,649,711.22 | 7,632,321.30 | 7,614,931.37 | 7,597,541.44 | 7,580,151.51 |
| SERGEANT WOODS-NEWTON, NH | - | - | - | - | - | - | - | - | - | - | - | - |
| CROSS CONNECTION SURVEY-PEU | 107.08 | 102.61 | 98.14 | 93.68 | 89.21 | 84.75 | 80.28 | 75.82 | 71.35 | 66.89 | 62.42 | 57.96 |
| SPRUCE POND-WINDHAM NH-ACQUIST | - | - | - | - | - | - | - | - | - | - | - | - |
| CLEAN/DISPOSE OF TANK SLUDGE | - | - | - | - | - | - | - | - | - | - | - | - |
| PELHAM WATER SUPPLY STUDY | - | - | - | - | - | - | - | - | - | - | - | - |
| LAKES REGION WATER CO-ACQUISIT | - | - | - | - | - | - | - | - | - | - | - | - |
| WINNISQUAM VILLAGE CONDO'S | - | - | - | - | - | - | - | - | - | - | - | - |
| DANIELS LAKE ACO - WEARE, NH | - | - | - | - | - | - | - | - | - | - | - | - |
| FREEDOM VILLAGE ACQUISITION | - | - | - | - | - | - | - | - | - | - | - | - |
| SARBANES-OXLEY | - | - | - | - | - | - | - | - | - | - | - | - |
| BIRCH HILL GIARDIA SUIT | - | - | - | - | - | - | - | - | - | - | - | - |
| NORTH CONWAY LAND SALE | - | - | - | - | - | - | - | - | - | - | - | - |
| ABATEMENT | 82,262.93 | 131,813.16 | 132,095.16 | 132,215.16 | 132,215.16 | 14,234.59 | 14,234.59 | 14,234.59 | 14,234.59 | 14,234.59 | 14,234.59 | 14,234.59 |
| ABATEMENT | - | - | - | - | - | - | - | - | - | - | - | 78,653.71 |
| LONDONDERRY VULNERABILITY STUDY | - | - | - | - | - | - | - | - | - | - | - | - |
| LITCHFIELD VULNERABILITY STUDY | - | - | - | - | - | - | - | - | - | - | - | - |
| GRANT AVAILABILITY STUDY - NC | - | - | - | - | - | - | - | - | - | - | - | - |
| WINDHAM WATER SUPPLY STUDY | - | - | - | - | - | - | - | - | - | - | - | - |
| W&E WATER SYSTEM SUPPLY STUDY | 1.86 | 1.86 | 1.86 | 1.86 | 1.86 | 1.86 | 1.86 | 1.86 | 1.86 | 1.86 | 1.86 | 1.86 |
| BEAVER HOLLOW TANK CLEANING | - | - | - | - | - | - | - | - | - | - | - | - |
| W&E WATER SUPPLY STUDY | 2,130.72 | 2,108.06 | 2,085.40 | 2,062.74 | 2,040.08 | 2,017.42 | 1,994.76 | 1,972.10 | 1,949.44 | 1,926.78 | 1,904.12 | 1,881.46 |
| LOCKE LAKE WELL/GROUNDWATER STUDY | - | - | - | - | - | 134,576.08 | 128,771.29 | 122,966.49 | 117,161.70 | 111,356.91 | 105,552.11 | 22,580.34 |
| RATE CASE EXPENSE: 2007 | - | - | - | - | - | - | - | - | - | - | - | - |
| RATE CASE EXP: NORTH COUNTRY | (19.00) | (19.00) | (19.00) | (19.00) | (19.00) | (19.00) | (19.00) | (19.00) | (19.00) | (19.00) | (19.00) | (19.00) |
| RATE CASE EXPENSE: 2012 | - | - | - | - | - | - | - | - | - | - | - | - |
| RATE CASE EXPENSE: 2017 | 33,870.08 | 38,778.16 | 38,778.16 | 40,077.16 | 44,443.16 | 46,427.16 | 50,450.28 | 56,743.28 | 57,953.28 | 53,864.82 | 53,864.82 | 55,402.32 |
| LOCKE LAKE LEAK DETECTION | - | - | - | - | - | - | - | - | - | - | - | - |
| MANCHESTER SRCE DEV CHARGE:LY | 498,407.58 | 495,846.14 | 493,284.69 | 490,723.24 | 488,161.80 | 484,859.87 | 481,557.95 | 478,256.05 | 474,954.12 | 471,652.21 | 468,350.31 | 465,048.38 |
| MSCD: MAPLE HILLS - DERRY | 33,080.66 | 32,804.90 | 32,529.14 | 32,253.38 | 31,977.62 | 31,701.86 | 31,426.10 | 31,150.34 | 30,874.58 | 30,598.82 | 30,323.06 | 30,047.30 |
| WEB SITE UPGRADE 2006 | - | - | - | - | - | - | - | - | - | - | - | - |
| WEB-SITE UPGRADE 2011 | - | - | - | - | - | - | - | - | - | - | - | - |
| N CONWAY WATER INTERCONNECT | 59,523.61 | 59,023.22 | 58,522.83 | 58,022.44 | 57,522.05 | 57,021.66 | 56,521.27 | 56,020.88 | 55,520.49 | 55,020.10 | 54,519.71 | 54,019.32 |
| N CONWAY WATER PREC-BUY IN FEE | 1,833.04 | 1,821.97 | 1,810.90 | 1,799.83 | 1,788.76 | 1,777.69 | 1,766.62 | 1,755.55 | 1,744.48 | 1,733.41 | 1,722.35 | 1,711.28 |
| SKYVIEW ESTATES - PELHAM | 3,308.80 | 3,308.80 | 3,308.80 | 3,308.80 | 3,308.80 | 3,308.80 | 3,308.80 | 3,308.80 | 3,308.80 | 3,308.80 | 3,308.80 | 3,308.80 |
| BOW HIGHLANDS, BOW NH-ACQUISIT | 3,052.96 | 3,024.42 | 2,995.88 | 2,967.35 | 2,938.83 | 2,910.29 | 2,881.77 | 2,853.23 | 2,824.69 | 2,796.17 | 2,767.65 | 2,739.11 |
| CO-BANK DEFERRED PATRONAGE | 104,140.79 | 104,140.79 | 124,846.67 | 124,846.67 | 124,846.67 | 124,846.67 | 124,846.67 | 124,846.67 | 124,846.67 | 124,846.67 | 124,846.67 | 124,846.67 |
| CO-BANK DEFERRED PATRONAGE | - | - | - | - | - | - | - | - | - | - | - | - |
| | 8,593,141.93 | 8,626,805.98 | 8,626,999.59 | 8,607,624.34 | 8,591,196.10 | 8,588,240.78 | 8,564,924.39 | 8,543,877.88 | 8,517,748.35 | 8,486,320.40 | 8,458,980.91 | 8,434,665.61 |
| ACQUISITION PREMIUM - MARA | - | - | - | - | - | - | - | - | - | - | - | - |
| Unamortized Debt Expense | | | | | | | | | | | | |
| UNAMORTIZED DEBT EXPENSE | 236,066.74 | 234,569.43 | 233,072.12 | 237,154.81 | 243,873.50 | 242,142.98 | 243,491.55 | 241,562.21 | 242,524.12 | 245,000.56 | 243,393.78 | 241,862.00 |
| Total Other Assets | 8,829,208.67 | 8,861,375.41 | 8,860,071.71 | 8,844,779.15 | 8,835,069.60 | 8,830,383.76 | 8,808,415.94 | 8,785,440.09 | 8,760,272.47 | 8,731,320.96 | 8,702,374.69 | 8,676,527.61 |
| Total Assets | 58,669,580.74 | 58,579,461.83 | 58,466,211.93 | 58,410,471.10 | 59,260,439.85 | 59,866,260.68 | 60,998,725.76 | 61,246,825.98 | 61,612,023.25 | 62,352,396.65 | 63,386,690.63 | 64,910,931.74 |
| Equity and Liabilities | | | | | | | | | | | | |
| Shareholder's Equity | | | | | | | | | | | | |
| COMMON STOCK | (100.00) | (100.00) | (100.00) | (100.00) | (100.00) | (100.00) | (100.00) | (100.00) | (100.00) | (100.00) | (100.00) | (100.00) |
| ADDITIONAL PAID IN CAPITAL | (12,482,362.87) | (12,482,362.87) | (11,583,499.87) | (11,583,499.87) | (11,583,499.87) | (11,583,499.87) | (11,583,499.87) | (11,583,499.87) | (11,583,499.87) | (11,583,499.87) | (11,583,499.87) | (11,583,499.87) |
| DIVIDENDS: COMMON STOCK | - | - | - | - | - | - | - | - | - | - | - | - |
| OTHER COMPREHENSIVE INCOME | 185,592.60 | 170,405.40 | 167,942.40 | 147,041.40 | 157,302.60 | 143,465.40 | 135,130.20 | 146,889.00 | 119,278.80 | 112,659.00 | 130,643.40 | 157,657.80 |
| | (12,296,870.27) | (12,312,057.47) | (11,415,657.47) | (11,436,558.47) | (11,426,297.27) | (11,440,134.47) | (11,448,469.67) | (11,436,710.87) | (11,464,321.07) | (11,470,940.87) | (11,452,956.47) | (11,425,942.07) |
| RETAINED EARNINGS BEG - PEU | 636,301.04 | 636,301.04 | 636,301.04 | 636,301.04 | 636,301.04 | 636,301.04 | 636,301.04 | 636,301.04 | 636,301.04 | 636,301.04 | 636,301.04 | 636,301.04 |
| Net Profit or Loss | 78,816.85 | 207,873.02 | 310,417.31 | 437,059.22 | 518,746.24 | 366,948.63 | 161,473.90 | 137,122.64 | 122,482.40 | (242,184.39) | (223,327.78) | 540,155.75 |
| Total Equity | (11,581,752.38) | (11,467,883.41) | (10,468,939.12) | (10,363,198.21) | (10,271,249.99) | (10,436,884.80) | (10,650,694.73) | (10,663,287.19) | (10,705,537.63) | (11,076,824.22) | (11,039,983.21) | (10,249,485.28) |
| LONG TERM DEBT: BONDS & NOTES | - | - | - | - | - | - | - | - | - | - | - | - |

| | | | | | | | | | | | | | | |
|---------------------------------------|------------------------|------------------------|------------------------|------------------------|------------------------|------------------------|------------------------|------------------------|------------------------|------------------------|------------------------|------------------------|---|---|
| HARDSHIP CASES: CREDITS | - | - | - | - | - | - | - | - | - | - | - | - | - | - |
| NOTE PAYABLE: PCP-2015 3M LOAN | (1,399,256.21) | (1,374,520.76) | (1,347,744.54) | (1,321,568.30) | - | - | - | - | - | - | - | - | - | - |
| NOTE PAYABLE: PCP-2015 1M LOAN | (648,591.77) | (640,746.40) | (632,241.41) | (623,930.31) | - | - | - | - | - | - | - | - | - | - |
| CURR PORT LTD: 3M PCP NP | (299,134.65) | (299,134.65) | (301,120.80) | (302,452.25) | - | - | - | - | - | - | - | - | - | - |
| CURR PORT LTD: 1M PCP NP | (94,890.84) | (94,890.84) | (95,532.80) | (95,963.38) | - | - | - | - | - | - | - | - | - | - |
| NOTE PAYABLE: PCP 2018 1.7M LOAN | - | - | - | - | (1,667,161.68) | (1,664,248.95) | (1,661,328.46) | (1,658,400.18) | (1,655,464.09) | (1,652,520.17) | (1,649,568.40) | (1,646,608.76) | - | - |
| NOTE PAYABLE - PCP 2018 1.1M LOAN | - | - | - | - | (1,134,034.59) | (1,132,053.30) | (1,130,066.73) | (1,128,074.86) | (1,126,077.68) | (1,124,075.17) | (1,122,067.32) | (1,120,054.12) | - | - |
| ST NOTE PAYABLE - PCP 2018 1.7M LOAN | - | - | - | - | (34,354.32) | (34,445.94) | (34,537.79) | (34,629.89) | (34,722.24) | (34,814.83) | (34,907.67) | (35,000.76) | - | - |
| ST NOTE PAYABLE - PCP 2018 1.1M LOAN | - | - | - | - | (23,368.41) | (23,430.73) | (23,493.21) | (23,555.86) | (23,618.68) | (23,681.67) | (23,744.82) | (23,808.14) | - | - |
| INTERCO LOAN NC-INTEGRATED | - | - | - | - | - | - | - | - | - | - | - | - | - | - |
| INTERCO PAY/REC: PEU/TSC | - | - | - | - | - | - | - | - | - | - | - | - | - | - |
| INTERCO PAY/REC: PEU/PWS | - | - | 3,493.88 | 3,497.16 | 3,500.44 | 3,503.72 | 3,507.37 | 3,514.68 | 3,522.00 | 3,530.07 | 3,538.16 | - | - | - |
| INTERCO PAY/REC: PEU/PAC | - | - | - | - | (58.56) | (58.58) | (57.22) | (54.23) | 1,140.73 | 1,152.64 | 1,170.31 | - | - | - |
| INTERCO PAY/REC: PEU/PWW | (361,057.60) | (691,960.26) | (1,042,659.99) | (1,417,247.41) | (1,794,596.36) | (2,115,680.64) | (2,517,663.77) | (2,880,355.22) | (3,244,156.53) | (3,657,930.13) | (4,019,915.70) | - | - | - |
| AP INTERCO PAY/REC: PEU/PAC | - | - | - | - | - | 100.00 | 1,323.83 | 1,657.42 | 4,057.42 | 4,057.42 | 9,057.42 | - | - | - |
| INTERCO PAY/REC: PEU/PCP | (3,870,269.72) | (3,772,518.89) | (4,613,549.46) | (3,856,867.08) | (2,967,304.85) | (3,370,740.85) | (2,713,244.92) | (2,853,881.28) | (1,800,692.03) | (1,169,771.41) | (1,322,519.35) | (5,932,995.42) | - | - |
| Total Current Liabilities | (8,332,112.96) | (8,421,856.52) | (9,415,138.14) | (9,153,361.01) | (10,046,736.81) | (9,865,629.47) | (10,228,871.04) | (10,512,306.89) | (9,886,813.00) | (9,704,444.35) | (10,390,584.16) | (11,017,971.65) | - | - |
| OTHER LIABILITY: DERIVATIVE | (309,321.00) | (284,009.00) | (279,904.00) | (245,069.00) | (262,171.00) | (239,109.00) | (225,217.00) | (244,815.00) | (198,798.00) | (187,765.00) | (217,739.00) | (262,763.00) | - | - |
| DEFERRED GAIN-GREEN HILLS SRF | - | - | - | - | - | - | - | - | - | - | - | - | - | - |
| DEFERRED GAIN-LOCKE LAKE SRF | - | - | - | - | - | - | - | - | - | - | - | - | - | - |
| DEFERRED INCOME TAXES | (3,233,004.35) | (3,233,004.35) | (3,233,004.35) | (3,233,004.35) | (3,233,004.35) | (3,233,004.35) | (3,233,004.35) | (3,233,004.35) | (3,233,004.35) | (3,233,004.35) | (3,233,004.35) | (4,415,802.78) | - | - |
| DEFERRED INCOME TAX - SWAP | 123,728.40 | 113,603.60 | 111,961.60 | 98,027.60 | 104,868.40 | 95,643.60 | 90,086.80 | 97,926.00 | 79,519.20 | 75,106.00 | 87,095.60 | 105,105.20 | - | - |
| ACCUM DEF INC TAX - REG LIABILITY | (1,620,743.00) | (1,620,743.00) | (1,620,743.00) | (1,620,743.00) | (1,620,743.00) | (1,620,743.00) | (1,620,743.00) | (1,620,743.00) | (1,620,743.00) | (1,620,743.00) | (1,620,743.00) | (1,620,743.00) | - | - |
| CONTRIBUTIONS IN AID OF CONST | (14,839,396.87) | (14,873,797.30) | (14,901,919.53) | (14,967,023.82) | (15,071,505.60) | (15,060,250.89) | (15,092,967.80) | (15,117,239.73) | (15,130,132.06) | (15,329,358.46) | (15,708,115.32) | (16,184,118.51) | - | - |
| CIAC: MAPLE HILLS GRANT | (62,673.72) | (62,673.72) | (62,673.72) | (62,673.72) | (67,602.16) | (67,602.16) | (67,602.16) | (67,602.16) | (67,602.16) | (67,602.16) | (67,602.16) | (72,530.66) | - | - |
| CIAC: BIRCH HILLS GRANT | (83,869.02) | (83,869.02) | (83,869.02) | (83,869.02) | (92,743.61) | (92,743.61) | (92,743.61) | (92,743.61) | (92,743.61) | (92,743.61) | (92,743.61) | (101,818.20) | - | - |
| CIAC: LOCKE LAKE GRANT | (12,041.35) | (12,041.35) | (12,041.35) | (12,041.35) | (12,975.18) | (12,975.18) | (12,975.18) | (12,975.18) | (12,975.18) | (12,975.18) | (12,975.18) | (13,899.24) | - | - |
| DRINKING WATER GRANT FUNDS | - | - | - | - | - | - | - | - | (319,146.48) | (437,894.98) | (437,894.98) | (600,000.00) | - | - |
| CIAC: LONDONDERRY/MWW CONN | (603,000.00) | (603,000.00) | (603,000.00) | (603,000.00) | (603,000.00) | (603,000.00) | (603,000.00) | (603,000.00) | (603,000.00) | (603,000.00) | (603,000.00) | (603,000.00) | - | - |
| CIAC: SEASON LANE, LONDONDERRY | (15,400.00) | (15,400.00) | (15,400.00) | (15,400.00) | (15,400.00) | (15,400.00) | (15,400.00) | (15,400.00) | (15,400.00) | (15,400.00) | (15,400.00) | (15,400.00) | - | - |
| CIAC: PELHAM | (84,300.00) | (84,300.00) | (84,300.00) | (84,300.00) | (84,300.00) | (84,300.00) | (84,300.00) | (84,300.00) | (84,300.00) | (84,300.00) | (84,300.00) | (84,300.00) | - | - |
| CIAC: LITCHFIELD | (150,367.50) | (150,367.50) | (150,367.50) | (150,367.50) | (150,367.50) | (150,367.50) | (150,367.50) | (150,367.50) | (150,367.50) | (150,367.50) | (150,367.50) | (150,367.50) | - | - |
| CIAC: BOW | (19,200.00) | (19,200.00) | (19,200.00) | (19,200.00) | (19,200.00) | (19,200.00) | (19,200.00) | (19,200.00) | (19,200.00) | (19,200.00) | (19,200.00) | (19,200.00) | - | - |
| CIAC: LAKEVIEW FARMS - WINDHAM | (46,000.00) | (46,000.00) | (46,000.00) | (46,000.00) | (46,000.00) | (46,000.00) | (46,000.00) | (46,000.00) | (46,000.00) | (46,000.00) | (46,000.00) | (46,000.00) | - | - |
| CIAC: MEADOWBROOK PUMP STATION | (18,900.00) | (18,900.00) | (18,900.00) | (18,900.00) | (18,900.00) | (18,900.00) | (18,900.00) | (18,900.00) | (18,900.00) | (18,900.00) | (18,900.00) | (18,900.00) | - | - |
| CIAC: OAKWOOD | (36,000.00) | (36,000.00) | (36,000.00) | (36,000.00) | (36,000.00) | (36,000.00) | (36,000.00) | (36,000.00) | (36,000.00) | (36,000.00) | (36,000.00) | (36,000.00) | - | - |
| CIAC: SMYTHE WOODS-HOOKSETT | (20,690.39) | (20,690.39) | (20,690.39) | (20,690.39) | (20,690.39) | (20,690.39) | (20,690.39) | (20,690.39) | (20,690.39) | (20,690.39) | (20,690.39) | (20,690.39) | - | - |
| CIAC: W&E | (32,805.00) | (32,805.00) | (32,805.00) | (32,805.00) | (32,805.00) | (32,805.00) | (32,805.00) | (32,805.00) | (32,805.00) | (32,805.00) | (32,805.00) | (32,805.00) | - | - |
| CIAC: FLETCHERS CORNER:ARSENIC | (68,650.00) | (68,650.00) | (68,650.00) | (68,650.00) | (68,650.00) | (68,650.00) | (68,650.00) | (68,650.00) | (68,650.00) | (68,650.00) | (68,650.00) | (68,650.00) | - | - |
| CONTR IN AID OF CONST-DEV INST | (4,536,626.39) | (4,536,626.39) | (4,536,626.39) | (4,536,626.39) | (4,536,626.39) | (4,536,626.39) | (4,536,626.39) | (4,536,626.39) | (4,536,626.39) | (4,536,626.39) | (4,536,626.39) | (4,536,626.39) | - | - |
| (20,629,920.24) | (20,664,320.67) | (20,692,442.90) | (20,757,547.19) | (20,876,765.83) | (20,865,511.12) | (20,898,228.03) | (20,922,499.96) | (21,254,538.77) | (21,572,513.67) | (21,951,270.53) | (22,604,105.89) | - | - | - |
| RESERVE FOR AMORT OF CIAC:PEU | 2,615,229.16 | 2,646,433.29 | 2,677,659.64 | 2,708,942.82 | 2,740,396.63 | 2,771,905.73 | 2,803,475.23 | 2,835,067.92 | 2,865,654.90 | 2,899,133.23 | 2,934,030.70 | 2,974,588.62 | - | - |
| Total Deferred Credits | (23,054,031.03) | (23,042,040.13) | (23,036,473.01) | (23,049,393.12) | (23,147,419.15) | (23,090,818.14) | (23,083,630.35) | (23,088,068.39) | (23,361,910.02) | (23,639,786.79) | (24,001,630.58) | (25,823,720.85) | - | - |
| Total Equity & Liabilities | (58,669,580.74) | (58,579,461.83) | (58,466,211.93) | (58,410,471.10) | (59,260,439.85) | (59,866,260.68) | (60,998,725.76) | (61,246,825.98) | (61,612,023.25) | (62,352,396.65) | (63,386,690.63) | (64,910,931.74) | - | - |

Non Mate
For th

| | | Jan-20 | Feb-20 | Mar-20 |
|---|------|---------------|-----------------|-----------------|
| 921002 | #N/A | #N/A | #N/A | #N/A |
| 921003 | #N/A | #N/A | #N/A | #N/A |
| 921004 | #N/A | #N/A | #N/A | #N/A |
| 923000 | #N/A | 16.00 | 3,717.83 | 1,429.00 |
| 926001 | #N/A | #N/A | #N/A | #N/A |
| 926500 | #N/A | #N/A | #N/A | #N/A |
| 926501 | #N/A | #N/A | #N/A | #N/A |
| 926502 | #N/A | #N/A | #N/A | #N/A |
| 926505 | #N/A | #N/A | #N/A | #N/A |
| 926600 | #N/A | #N/A | #N/A | #N/A |
| 926610 | #N/A | #N/A | #N/A | #N/A |
| 930100 | #N/A | #N/A | #N/A | #N/A |
| 930101 | #N/A | #N/A | #N/A | #N/A |
| 930200 | #N/A | - | 96.32 | 596.90 |
| 930300 | #N/A | - | - | - |
| 930410 | #N/A | - | - | - |
| Total of Non RSF backed O&M Expenses | | 16.00 | 3,814.15 | 2,025.90 |

Pennichuck East Utilities

Material Operating Expenses as defined in DW17-128
for the Twelve Months Ended December 31, 2018

| Apr-20 | May-20 | Jun-20 | Jul-20 | Aug-20 | Sep-20 | Oct-20 | Nov-20 |
|-----------------|-----------------|-----------------|-----------------|---------------|--------------|-----------------|-----------------|
| #N/A | #N/A | #N/A | #N/A | #N/A | #N/A | #N/A | #N/A |
| #N/A | #N/A | #N/A | #N/A | #N/A | #N/A | #N/A | #N/A |
| #N/A | #N/A | #N/A | #N/A | #N/A | #N/A | #N/A | #N/A |
| 541.00 | 8,072.53 | 6,731.75 | (642.50) | 458.00 | 46.00 | 3,873.00 | 4,163.28 |
| #N/A | #N/A | #N/A | #N/A | #N/A | #N/A | #N/A | #N/A |
| #N/A | #N/A | #N/A | #N/A | #N/A | #N/A | #N/A | #N/A |
| #N/A | #N/A | #N/A | #N/A | #N/A | #N/A | #N/A | #N/A |
| #N/A | #N/A | #N/A | #N/A | #N/A | #N/A | #N/A | #N/A |
| #N/A | #N/A | #N/A | #N/A | #N/A | #N/A | #N/A | #N/A |
| #N/A | #N/A | #N/A | #N/A | #N/A | #N/A | #N/A | #N/A |
| #N/A | #N/A | #N/A | #N/A | #N/A | #N/A | #N/A | #N/A |
| #N/A | #N/A | #N/A | #N/A | #N/A | #N/A | #N/A | #N/A |
| 819.99 | 1,145.67 | 113.76 | 227.57 | 307.00 | - | 113.74 | 954.25 |
| - | - | - | - | - | - | - | - |
| - | - | - | - | - | - | - | - |
| 1,360.99 | 9,218.20 | 6,845.51 | (414.93) | 765.00 | 46.00 | 3,986.74 | 5,117.53 |

Schedule 1
Attachment K

| Dec-20 | 2020 Totals |
|-----------------|------------------|
| #N/A | #N/A |
| #N/A | #N/A |
| #N/A | #N/A |
| 3,995.50 | 32,401.39 |
| #N/A | #N/A |
| #N/A | #N/A |
| #N/A | #N/A |
| #N/A | #N/A |
| #N/A | #N/A |
| #N/A | #N/A |
| #N/A | #N/A |
| #N/A | #N/A |
| #N/A | #N/A |
| 92.10 | 4,467.30 |
| - | - |
| - | - |
| 4,087.60 | 36,868.69 |

==

| | | | | | | | | | | | | |
|---------------------------------------|------------------------|------------------------|------------------------|------------------------|------------------------|------------------------|------------------------|------------------------|------------------------|------------------------|------------------------|------------------------|
| OTHER LIABILITY: DERIVATIVE | (452,676.00) | (451,922.00) | (428,002.00) | (459,406.00) | (487,763.00) | (437,048.00) | (426,566.00) | (487,897.00) | (417,375.00) | (406,617.00) | (395,109.00) | (374,204.00) |
| DEFERRED GAIN-GREEN HILLS SRF | - | - | - | - | - | - | - | - | - | - | - | - |
| DEFERRED GAIN-LOCKE LAKE SRF | - | - | - | - | - | - | - | - | - | - | - | - |
| DEFERRED INCOME TAXES | (5,005,253.64) | (5,005,253.64) | (5,005,253.64) | (5,005,253.64) | (5,005,253.64) | (5,005,253.64) | (5,005,253.64) | (5,005,253.64) | (5,005,253.64) | (5,005,253.64) | (5,005,253.64) | (2,397,433.35) |
| DEFERRED INCOME TAX - SWAP | 181,070.40 | 180,768.80 | 171,200.80 | 183,762.40 | 195,105.20 | 174,819.20 | 170,626.40 | 195,158.80 | 166,950.00 | 162,646.80 | 158,043.60 | 149,681.60 |
| ACCUM DEF INC TAX - REG LIABILITY | - | - | - | - | - | - | - | - | - | - | - | (1,763,222.00) |
| CONTRIBUTIONS IN AID OF CONST | (8,625,524.69) | (8,633,231.80) | (8,659,739.58) | (8,961,663.77) | (8,989,566.55) | (12,711,173.48) | (12,754,781.41) | (12,779,028.54) | (12,839,427.97) | (12,899,938.81) | (13,155,604.66) | (14,855,963.69) |
| CIAC: MAPLE HILLS GRANT | (52,816.47) | (52,816.47) | (52,816.47) | (52,816.47) | (57,745.08) | (57,745.08) | (57,745.08) | (57,745.08) | (57,745.08) | (57,745.08) | (62,673.72) | (62,673.72) |
| CIAC: BIRCH HILLS GRANT | (66,119.84) | (66,119.84) | (66,119.84) | (66,119.84) | (74,994.43) | (74,994.43) | (74,994.43) | (74,994.43) | (74,994.43) | (74,994.43) | (83,869.02) | (83,869.02) |
| CIAC: LOCKE LAKE GRANT | (10,145.28) | (10,145.28) | (10,145.28) | (10,145.28) | (11,098.00) | (11,098.00) | (11,098.00) | (11,098.00) | (11,098.00) | (11,098.00) | (12,041.35) | (12,041.35) |
| CIAC: LONDONDERRY/MWW CONN | (603,000.00) | (603,000.00) | (603,000.00) | (603,000.00) | (603,000.00) | (603,000.00) | (603,000.00) | (603,000.00) | (603,000.00) | (603,000.00) | (603,000.00) | (603,000.00) |
| CIAC: SEASON LANE, LONDONDERRY | (15,400.00) | (15,400.00) | (15,400.00) | (15,400.00) | (15,400.00) | (15,400.00) | (15,400.00) | (15,400.00) | (15,400.00) | (15,400.00) | (15,400.00) | (15,400.00) |
| CIAC: PELHAM | (84,300.00) | (84,300.00) | (84,300.00) | (84,300.00) | (84,300.00) | (84,300.00) | (84,300.00) | (84,300.00) | (84,300.00) | (84,300.00) | (84,300.00) | (84,300.00) |
| CIAC: LITCHFIELD | (150,367.50) | (150,367.50) | (150,367.50) | (150,367.50) | (150,367.50) | (150,367.50) | (150,367.50) | (150,367.50) | (150,367.50) | (150,367.50) | (150,367.50) | (150,367.50) |
| CIAC: BOW | (19,200.00) | (19,200.00) | (19,200.00) | (19,200.00) | (19,200.00) | (19,200.00) | (19,200.00) | (19,200.00) | (19,200.00) | (19,200.00) | (19,200.00) | (19,200.00) |
| CIAC: LAKEVIEW FARMS - WINDHAM | (46,000.00) | (46,000.00) | (46,000.00) | (46,000.00) | (46,000.00) | (46,000.00) | (46,000.00) | (46,000.00) | (46,000.00) | (46,000.00) | (46,000.00) | (46,000.00) |
| CIAC: MEADOWBROOK PUMP STATION | (18,900.00) | (18,900.00) | (18,900.00) | (18,900.00) | (18,900.00) | (18,900.00) | (18,900.00) | (18,900.00) | (18,900.00) | (18,900.00) | (18,900.00) | (18,900.00) |
| CIAC: OAKWOOD | (36,000.00) | (36,000.00) | (36,000.00) | (36,000.00) | (36,000.00) | (36,000.00) | (36,000.00) | (36,000.00) | (36,000.00) | (36,000.00) | (36,000.00) | (36,000.00) |
| CIAC: SMYTHE WOODS-HOOKSETT | (20,690.39) | (20,690.39) | (20,690.39) | (20,690.39) | (20,690.39) | (20,690.39) | (20,690.39) | (20,690.39) | (20,690.39) | (20,690.39) | (20,690.39) | (20,690.39) |
| CIAC: W&E | (32,805.00) | (32,805.00) | (32,805.00) | (32,805.00) | (32,805.00) | (32,805.00) | (32,805.00) | (32,805.00) | (32,805.00) | (32,805.00) | (32,805.00) | (32,805.00) |
| CIAC: FLETCHERS CORNER-ARSENIC | (68,650.00) | (68,650.00) | (68,650.00) | (68,650.00) | (68,650.00) | (68,650.00) | (68,650.00) | (68,650.00) | (68,650.00) | (68,650.00) | (68,650.00) | (68,650.00) |
| CONTR IN AID OF CONST-DEV INST | (4,536,626.39) | (4,536,626.39) | (4,536,626.39) | (4,536,626.39) | (4,536,626.39) | (4,536,626.39) | (4,536,626.39) | (4,536,626.39) | (4,536,626.39) | (4,536,626.39) | (4,536,626.39) | (4,536,626.39) |
| | (14,386,545.56) | (14,394,252.67) | (14,420,760.45) | (14,722,684.64) | (14,765,343.34) | (18,486,950.27) | (18,530,558.20) | (18,554,805.33) | (18,615,204.76) | (18,675,715.60) | (18,946,128.03) | (20,646,487.06) |
| RESERVE FOR AMORT OF CIAC:PEU | 2,284,479.61 | 2,307,557.18 | 2,330,661.28 | 2,354,072.57 | 2,377,530.79 | 2,405,102.87 | 2,432,771.53 | 2,460,502.52 | 2,488,281.54 | 2,512,803.00 | 2,541,960.10 | 2,584,271.64 |
| Total Deferred Credits | (17,378,925.19) | (17,363,102.33) | (17,352,154.01) | (17,649,509.31) | (17,685,723.99) | (21,349,329.84) | (21,358,979.91) | (21,392,294.65) | (21,382,601.86) | (21,412,136.44) | (21,646,486.97) | (22,447,393.17) |
| Total Equity & Liabilities | (52,280,154.47) | (52,005,845.01) | (52,946,650.57) | (52,601,149.28) | (52,650,325.89) | (57,593,066.11) | (57,215,342.58) | (56,922,052.78) | (57,337,342.73) | (56,842,892.44) | (57,495,216.83) | (59,383,618.59) |
| | - | - | - | - | - | - | - | - | - | - | - | - |

| Financial Statements | | | | | | | | | | | | |
|---|-------------------|-------------------|-------------------|-------------------|-------------------|-------------------|-------------------|-------------------|-------------------|-------------------|-------------------|-------------------|
| For The Twelve Months Ended December 31, 2015 | | | | | | | | | | | | |
| | 2015 | 2014 | 2013 | 2012 | 2011 | 2010 | 2009 | 2008 | 2007 | 2006 | 2005 | 2004 |
| Operating Expenses | | | | | | | | | | | | |
| General and Administrative | 10,207,021 | 10,748,741 | 10,742,741 | 10,742,741 | 10,742,741 | 10,742,741 | 10,742,741 | 10,742,741 | 10,742,741 | 10,742,741 | 10,742,741 | 10,742,741 |
| Depreciation and Amortization | 1,234,567 | 1,234,567 | 1,234,567 | 1,234,567 | 1,234,567 | 1,234,567 | 1,234,567 | 1,234,567 | 1,234,567 | 1,234,567 | 1,234,567 | 1,234,567 |
| Research and Development | 1,234,567 | 1,234,567 | 1,234,567 | 1,234,567 | 1,234,567 | 1,234,567 | 1,234,567 | 1,234,567 | 1,234,567 | 1,234,567 | 1,234,567 | 1,234,567 |
| Marketing and Sales | 1,234,567 | 1,234,567 | 1,234,567 | 1,234,567 | 1,234,567 | 1,234,567 | 1,234,567 | 1,234,567 | 1,234,567 | 1,234,567 | 1,234,567 | 1,234,567 |
| Professional Fees | 1,234,567 | 1,234,567 | 1,234,567 | 1,234,567 | 1,234,567 | 1,234,567 | 1,234,567 | 1,234,567 | 1,234,567 | 1,234,567 | 1,234,567 | 1,234,567 |
| Interest Expense | 1,234,567 | 1,234,567 | 1,234,567 | 1,234,567 | 1,234,567 | 1,234,567 | 1,234,567 | 1,234,567 | 1,234,567 | 1,234,567 | 1,234,567 | 1,234,567 |
| Income Tax Expense | 1,234,567 | 1,234,567 | 1,234,567 | 1,234,567 | 1,234,567 | 1,234,567 | 1,234,567 | 1,234,567 | 1,234,567 | 1,234,567 | 1,234,567 | 1,234,567 |
| Operating Income | 10,207,021 | 10,748,741 | 10,742,741 | 10,742,741 | 10,742,741 | 10,742,741 | 10,742,741 | 10,742,741 | 10,742,741 | 10,742,741 | 10,742,741 | 10,742,741 |
| Other Income (Expense) | 1,234,567 | 1,234,567 | 1,234,567 | 1,234,567 | 1,234,567 | 1,234,567 | 1,234,567 | 1,234,567 | 1,234,567 | 1,234,567 | 1,234,567 | 1,234,567 |
| Income Before Income Taxes | 11,441,588 | 11,983,308 | 11,977,308 | 11,977,308 | 11,977,308 | 11,977,308 | 11,977,308 | 11,977,308 | 11,977,308 | 11,977,308 | 11,977,308 | 11,977,308 |
| Income Tax Expense | 1,234,567 | 1,234,567 | 1,234,567 | 1,234,567 | 1,234,567 | 1,234,567 | 1,234,567 | 1,234,567 | 1,234,567 | 1,234,567 | 1,234,567 | 1,234,567 |
| Net Income | 10,207,021 | 10,748,741 | 10,742,741 | 10,742,741 | 10,742,741 | 10,742,741 | 10,742,741 | 10,742,741 | 10,742,741 | 10,742,741 | 10,742,741 | 10,742,741 |
| Other Comprehensive Income (Expense) | 1,234,567 | 1,234,567 | 1,234,567 | 1,234,567 | 1,234,567 | 1,234,567 | 1,234,567 | 1,234,567 | 1,234,567 | 1,234,567 | 1,234,567 | 1,234,567 |
| Comprehensive Income | 11,441,588 | 11,983,308 | 11,977,308 | 11,977,308 | 11,977,308 | 11,977,308 | 11,977,308 | 11,977,308 | 11,977,308 | 11,977,308 | 11,977,308 | 11,977,308 |

| | A | B | C | D | E | F | G | H | I | J | K | L | M | N | O | P |
|-----|---|----------------------------|---------------|---------------|---------------|---------------|---------------|---------------|---------------|---------------|---------------|---------------|---------------|---------------|---|---|
| 337 | | Total Equity & Liabilities | 46,124,728.88 | 46,134,956.81 | 45,956,187.20 | 46,245,288.60 | 46,519,450.35 | 47,591,062.35 | 47,857,934.29 | 48,003,885.74 | 47,973,030.42 | 48,033,395.14 | 48,197,658.46 | 48,904,214.81 | | |
| 338 | | | - | - | - | - | - | - | - | - | - | - | - | - | - | - |
| 339 | | | - | - | - | - | - | - | - | - | - | - | - | - | - | - |

| Q |
|----|
| 1 |
| 2 |
| 3 |
| 4 |
| 5 |
| 6 |
| 7 |
| 8 |
| 9 |
| 10 |
| 11 |
| 12 |
| 13 |
| 14 |
| 15 |
| 16 |
| 17 |
| 18 |
| 19 |
| 20 |
| 21 |
| 22 |
| 23 |
| 24 |
| 25 |
| 26 |
| 27 |
| 28 |
| 29 |
| 30 |
| 31 |
| 32 |
| 33 |
| 34 |
| 35 |
| 36 |
| 37 |
| 38 |
| 39 |
| 40 |
| 41 |
| 42 |
| 43 |
| 44 |
| 45 |
| 46 |
| 47 |
| 48 |
| 49 |
| 50 |
| 51 |
| 52 |
| 53 |
| 54 |
| 55 |
| 56 |
| 57 |
| 58 |
| 59 |
| 60 |
| 61 |
| 62 |
| 63 |
| 64 |
| 65 |
| 66 |
| 67 |
| 68 |
| 69 |
| 70 |
| 71 |
| 72 |
| 73 |
| 74 |
| 75 |
| 76 |
| 77 |
| 78 |
| 79 |
| 80 |
| 81 |
| 82 |
| 83 |
| 84 |

| Q |
|-----|
| 85 |
| 86 |
| 87 |
| 88 |
| 89 |
| 90 |
| 91 |
| 92 |
| 93 |
| 94 |
| 95 |
| 96 |
| 97 |
| 98 |
| 99 |
| 100 |
| 101 |
| 102 |
| 103 |
| 104 |
| 105 |
| 106 |
| 107 |
| 108 |
| 109 |
| 110 |
| 111 |
| 112 |
| 113 |
| 114 |
| 115 |
| 116 |
| 117 |
| 118 |
| 119 |
| 120 |
| 121 |
| 122 |
| 123 |
| 124 |
| 125 |
| 126 |
| 127 |
| 128 |
| 129 |
| 130 |
| 131 |
| 132 |
| 133 |
| 134 |
| 135 |
| 136 |
| 137 |
| 138 |
| 139 |
| 140 |
| 141 |
| 142 |
| 143 |
| 144 |
| 145 |
| 146 |
| 147 |
| 148 |
| 149 |
| 150 |
| 151 |
| 152 |
| 153 |
| 154 |
| 155 |
| 156 |
| 157 |
| 158 |
| 159 |
| 160 |
| 161 |
| 162 |
| 163 |
| 164 |
| 165 |
| 166 |
| 167 |
| 168 |

| Q |
|-----|
| 169 |
| 170 |
| 171 |
| 172 |
| 173 |
| 174 |
| 175 |
| 176 |
| 177 |
| 178 |
| 179 |
| 180 |
| 181 |
| 182 |
| 183 |
| 184 |
| 185 |
| 186 |
| 187 |
| 188 |
| 189 |
| 190 |
| 191 |
| 192 |
| 193 |
| 194 |
| 195 |
| 196 |
| 197 |
| 198 |
| 199 |
| 200 |
| 201 |
| 202 |
| 203 |
| 204 |
| 205 |
| 206 |
| 207 |
| 208 |
| 209 |
| 210 |
| 211 |
| 212 |
| 213 |
| 214 |
| 215 |
| 216 |
| 217 |
| 218 |
| 219 |
| 220 |
| 221 |
| 222 |
| 223 |
| 224 |
| 225 |
| 226 |
| 227 |
| 228 |
| 229 |
| 230 |
| 231 |
| 232 |
| 233 |
| 234 |
| 235 |
| 236 |
| 237 |
| 238 |
| 239 |
| 240 |
| 241 |
| 242 |
| 243 |
| 244 |
| 245 |
| 246 |
| 247 |
| 248 |
| 249 |
| 250 |
| 251 |
| 252 |

| | Q |
|-----|--------------|
| 253 | |
| 254 | |
| 255 | |
| 256 | |
| 257 | |
| 258 | |
| 259 | |
| 260 | |
| 261 | |
| 262 | |
| 263 | |
| 264 | |
| 265 | |
| 266 | |
| 267 | |
| 268 | |
| 269 | |
| 270 | |
| 271 | |
| 272 | |
| 273 | |
| 274 | |
| 275 | |
| 276 | |
| 277 | |
| 278 | |
| 279 | |
| 280 | |
| 281 | |
| 282 | |
| 283 | |
| 284 | |
| 285 | |
| 286 | |
| 287 | |
| 288 | |
| 289 | |
| 290 | |
| 291 | |
| 292 | |
| 293 | |
| 294 | |
| 295 | |
| 296 | |
| 297 | |
| 298 | |
| 299 | |
| 300 | |
| 301 | (185,896.19) |
| 302 | |
| 303 | |
| 304 | |
| 305 | |
| 306 | |
| 307 | |
| 308 | |
| 309 | |
| 310 | |
| 311 | |
| 312 | |
| 313 | |
| 314 | |
| 315 | |
| 316 | |
| 317 | |
| 318 | |
| 319 | |
| 320 | |
| 321 | |
| 322 | |
| 323 | |
| 324 | |
| 325 | |
| 326 | |
| 327 | |
| 328 | |
| 329 | |
| 330 | |
| 331 | |
| 332 | |
| 333 | |
| 334 | |
| 335 | |
| 336 | |

| | |
|-----|---|
| | Q |
| 337 | |
| 338 | |
| 339 | |

| Account | Balance | Debit | Credit | Balance |
|---------|---------|-------|--------|---------|
| 1000 | 1000 | | | 1000 |
| 1001 | 1000 | | | 1000 |
| 1002 | 1000 | | | 1000 |
| 1003 | 1000 | | | 1000 |
| 1004 | 1000 | | | 1000 |
| 1005 | 1000 | | | 1000 |
| 1006 | 1000 | | | 1000 |
| 1007 | 1000 | | | 1000 |
| 1008 | 1000 | | | 1000 |
| 1009 | 1000 | | | 1000 |
| 1010 | 1000 | | | 1000 |
| 1011 | 1000 | | | 1000 |
| 1012 | 1000 | | | 1000 |
| 1013 | 1000 | | | 1000 |
| 1014 | 1000 | | | 1000 |
| 1015 | 1000 | | | 1000 |
| 1016 | 1000 | | | 1000 |
| 1017 | 1000 | | | 1000 |
| 1018 | 1000 | | | 1000 |
| 1019 | 1000 | | | 1000 |
| 1020 | 1000 | | | 1000 |
| 1021 | 1000 | | | 1000 |
| 1022 | 1000 | | | 1000 |
| 1023 | 1000 | | | 1000 |
| 1024 | 1000 | | | 1000 |
| 1025 | 1000 | | | 1000 |
| 1026 | 1000 | | | 1000 |
| 1027 | 1000 | | | 1000 |
| 1028 | 1000 | | | 1000 |
| 1029 | 1000 | | | 1000 |
| 1030 | 1000 | | | 1000 |
| 1031 | 1000 | | | 1000 |
| 1032 | 1000 | | | 1000 |
| 1033 | 1000 | | | 1000 |
| 1034 | 1000 | | | 1000 |
| 1035 | 1000 | | | 1000 |
| 1036 | 1000 | | | 1000 |
| 1037 | 1000 | | | 1000 |
| 1038 | 1000 | | | 1000 |
| 1039 | 1000 | | | 1000 |
| 1040 | 1000 | | | 1000 |
| 1041 | 1000 | | | 1000 |
| 1042 | 1000 | | | 1000 |
| 1043 | 1000 | | | 1000 |
| 1044 | 1000 | | | 1000 |
| 1045 | 1000 | | | 1000 |
| 1046 | 1000 | | | 1000 |
| 1047 | 1000 | | | 1000 |
| 1048 | 1000 | | | 1000 |
| 1049 | 1000 | | | 1000 |
| 1050 | 1000 | | | 1000 |
| 1051 | 1000 | | | 1000 |
| 1052 | 1000 | | | 1000 |
| 1053 | 1000 | | | 1000 |
| 1054 | 1000 | | | 1000 |
| 1055 | 1000 | | | 1000 |
| 1056 | 1000 | | | 1000 |
| 1057 | 1000 | | | 1000 |
| 1058 | 1000 | | | 1000 |
| 1059 | 1000 | | | 1000 |
| 1060 | 1000 | | | 1000 |
| 1061 | 1000 | | | 1000 |
| 1062 | 1000 | | | 1000 |
| 1063 | 1000 | | | 1000 |
| 1064 | 1000 | | | 1000 |
| 1065 | 1000 | | | 1000 |
| 1066 | 1000 | | | 1000 |
| 1067 | 1000 | | | 1000 |
| 1068 | 1000 | | | 1000 |
| 1069 | 1000 | | | 1000 |
| 1070 | 1000 | | | 1000 |
| 1071 | 1000 | | | 1000 |
| 1072 | 1000 | | | 1000 |
| 1073 | 1000 | | | 1000 |
| 1074 | 1000 | | | 1000 |
| 1075 | 1000 | | | 1000 |
| 1076 | 1000 | | | 1000 |
| 1077 | 1000 | | | 1000 |
| 1078 | 1000 | | | 1000 |
| 1079 | 1000 | | | 1000 |
| 1080 | 1000 | | | 1000 |
| 1081 | 1000 | | | 1000 |
| 1082 | 1000 | | | 1000 |
| 1083 | 1000 | | | 1000 |
| 1084 | 1000 | | | 1000 |
| 1085 | 1000 | | | 1000 |
| 1086 | 1000 | | | 1000 |
| 1087 | 1000 | | | 1000 |
| 1088 | 1000 | | | 1000 |
| 1089 | 1000 | | | 1000 |
| 1090 | 1000 | | | 1000 |
| 1091 | 1000 | | | 1000 |
| 1092 | 1000 | | | 1000 |
| 1093 | 1000 | | | 1000 |
| 1094 | 1000 | | | 1000 |
| 1095 | 1000 | | | 1000 |
| 1096 | 1000 | | | 1000 |
| 1097 | 1000 | | | 1000 |
| 1098 | 1000 | | | 1000 |
| 1099 | 1000 | | | 1000 |
| 1100 | 1000 | | | 1000 |
| 1101 | 1000 | | | 1000 |
| 1102 | 1000 | | | 1000 |
| 1103 | 1000 | | | 1000 |
| 1104 | 1000 | | | 1000 |
| 1105 | 1000 | | | 1000 |
| 1106 | 1000 | | | 1000 |
| 1107 | 1000 | | | 1000 |
| 1108 | 1000 | | | 1000 |
| 1109 | 1000 | | | 1000 |
| 1110 | 1000 | | | 1000 |
| 1111 | 1000 | | | 1000 |
| 1112 | 1000 | | | 1000 |
| 1113 | 1000 | | | 1000 |
| 1114 | 1000 | | | 1000 |
| 1115 | 1000 | | | 1000 |
| 1116 | 1000 | | | 1000 |
| 1117 | 1000 | | | 1000 |
| 1118 | 1000 | | | 1000 |
| 1119 | 1000 | | | 1000 |
| 1120 | 1000 | | | 1000 |
| 1121 | 1000 | | | 1000 |
| 1122 | 1000 | | | 1000 |
| 1123 | 1000 | | | 1000 |
| 1124 | 1000 | | | 1000 |
| 1125 | 1000 | | | 1000 |
| 1126 | 1000 | | | 1000 |
| 1127 | 1000 | | | 1000 |
| 1128 | 1000 | | | 1000 |
| 1129 | 1000 | | | 1000 |
| 1130 | 1000 | | | 1000 |
| 1131 | 1000 | | | 1000 |
| 1132 | 1000 | | | 1000 |
| 1133 | 1000 | | | 1000 |
| 1134 | 1000 | | | 1000 |
| 1135 | 1000 | | | 1000 |
| 1136 | 1000 | | | 1000 |
| 1137 | 1000 | | | 1000 |
| 1138 | 1000 | | | 1000 |
| 1139 | 1000 | | | 1000 |
| 1140 | 1000 | | | 1000 |
| 1141 | 1000 | | | 1000 |
| 1142 | 1000 | | | 1000 |
| 1143 | 1000 | | | 1000 |
| 1144 | 1000 | | | 1000 |
| 1145 | 1000 | | | 1000 |
| 1146 | 1000 | | | 1000 |
| 1147 | 1000 | | | 1000 |
| 1148 | 1000 | | | 1000 |
| 1149 | 1000 | | | 1000 |
| 1150 | 1000 | | | 1000 |
| 1151 | 1000 | | | 1000 |
| 1152 | 1000 | | | 1000 |
| 1153 | 1000 | | | 1000 |
| 1154 | 1000 | | | 1000 |
| 1155 | 1000 | | | 1000 |
| 1156 | 1000 | | | 1000 |
| 1157 | 1000 | | | 1000 |
| 1158 | 1000 | | | 1000 |
| 1159 | 1000 | | | 1000 |
| 1160 | 1000 | | | 1000 |
| 1161 | 1000 | | | 1000 |
| 1162 | 1000 | | | 1000 |
| 1163 | 1000 | | | 1000 |
| 1164 | 1000 | | | 1000 |
| 1165 | 1000 | | | 1000 |
| 1166 | 1000 | | | 1000 |
| 1167 | 1000 | | | 1000 |
| 1168 | 1000 | | | 1000 |
| 1169 | 1000 | | | 1000 |
| 1170 | 1000 | | | 1000 |
| 1171 | 1000 | | | 1000 |
| 1172 | 1000 | | | 1000 |
| 1173 | 1000 | | | 1000 |
| 1174 | 1000 | | | 1000 |
| 1175 | 1000 | | | 1000 |
| 1176 | 1000 | | | 1000 |
| 1177 | 1000 | | | 1000 |
| 1178 | 1000 | | | 1000 |
| 1179 | 1000 | | | 1000 |
| 1180 | 1000 | | | 1000 |
| 1181 | 1000 | | | 1000 |
| 1182 | 1000 | | | 1000 |
| 1183 | 1000 | | | 1000 |
| 1184 | 1000 | | | 1000 |
| 1185 | 1000 | | | 1000 |
| 1186 | 1000 | | | 1000 |
| 1187 | 1000 | | | 1000 |
| 1188 | 1000 | | | 1000 |
| 1189 | 1000 | | | 1000 |
| 1190 | 1000 | | | 1000 |
| 1191 | 1000 | | | 1000 |
| 1192 | 1000 | | | 1000 |
| 1193 | 1000 | | | 1000 |
| 1194 | 1000 | | | 1000 |
| 1195 | 1000 | | | 1000 |
| 1196 | 1000 | | | 1000 |
| 1197 | 1000 | | | 1000 |
| 1198 | 1000 | | | 1000 |
| 1199 | 1000 | | | 1000 |
| 1200 | 1000 | | | 1000 |

| Year | 2009 | 2010 | 2011 | 2012 | 2013 | 2014 | 2015 | 2016 | 2017 | 2018 | 2019 | 2020 | 2021 | 2022 | 2023 | 2024 | 2025 | 2026 | 2027 | 2028 | 2029 | 2030 | 2031 | 2032 | 2033 | 2034 | 2035 | 2036 | 2037 | 2038 | 2039 | 2040 | 2041 | 2042 | 2043 | 2044 | 2045 | 2046 | 2047 | 2048 | 2049 | 2050 | 2051 | 2052 | 2053 | 2054 | 2055 | 2056 | 2057 | 2058 | 2059 | 2060 | 2061 | 2062 | 2063 | 2064 | 2065 | 2066 | 2067 | 2068 | 2069 | 2070 | 2071 | 2072 | 2073 | 2074 | 2075 | 2076 | 2077 | 2078 | 2079 | 2080 | 2081 | 2082 | 2083 | 2084 | 2085 | 2086 | 2087 | 2088 | 2089 | 2090 | 2091 | 2092 | 2093 | 2094 | 2095 | 2096 | 2097 | 2098 | 2099 | 2100 | | | | | | | | | | | | | | | | | | | | | | | | | | | | | | | | | | | | | | | | | | | | | | | |
|------------|-------------------|-------------------|-------------------|-------------------|-------------------|-------------------|-------------------|-------------------|-------------------|-------------------|-------------------|-------------------|-------------------|-------------------|-------------------|-------------------|-------------------|-------------------|-------------------|-------------------|-------------------|-------------------|-------------------|-------------------|-------------------|-------------------|-------------------|-------------------|-------------------|-------------------|-------------------|-------------------|-------------------|-------------------|-------------------|-------------------|-------------------|-------------------|-------------------|-------------------|-------------------|-------------------|-------------------|-------------------|-------------------|-------------------|-------------------|-------------------|-------------------|-------------------|-------------------|-------------------|-------------------|-------------------|-------------------|-------------------|-------------------|-------------------|-------------------|-------------------|-------------------|-------------------|-------------------|-------------------|-------------------|-------------------|-------------------|-------------------|-------------------|-------------------|-------------------|-------------------|-------------------|-------------------|-------------------|-------------------|-------------------|-------------------|-------------------|-------------------|-------------------|-------------------|-------------------|-------------------|-------------------|-------------------|-------------------|-------------------|-------------------|-------------------|--------------------|------------|------------|------------|------------|------------|------------|------------|------------|------------|------------|------------|------------|------------|------------|------------|------------|------------|------------|------------|------------|------------|------------|------------|------------|------------|------------|------------|------------|------------|------------|------------|------------|------------|------------|------------|------------|------------|------------|------------|------------|------------|------------|------------|------------|------------|------------|------------|-------------|
| Population | 31,000,000 | 31,500,000 | 32,000,000 | 32,500,000 | 33,000,000 | 33,500,000 | 34,000,000 | 34,500,000 | 35,000,000 | 35,500,000 | 36,000,000 | 36,500,000 | 37,000,000 | 37,500,000 | 38,000,000 | 38,500,000 | 39,000,000 | 39,500,000 | 40,000,000 | 40,500,000 | 41,000,000 | 41,500,000 | 42,000,000 | 42,500,000 | 43,000,000 | 43,500,000 | 44,000,000 | 44,500,000 | 45,000,000 | 45,500,000 | 46,000,000 | 46,500,000 | 47,000,000 | 47,500,000 | 48,000,000 | 48,500,000 | 49,000,000 | 49,500,000 | 50,000,000 | 50,500,000 | 51,000,000 | 51,500,000 | 52,000,000 | 52,500,000 | 53,000,000 | 53,500,000 | 54,000,000 | 54,500,000 | 55,000,000 | 55,500,000 | 56,000,000 | 56,500,000 | 57,000,000 | 57,500,000 | 58,000,000 | 58,500,000 | 59,000,000 | 59,500,000 | 60,000,000 | 60,500,000 | 61,000,000 | 61,500,000 | 62,000,000 | 62,500,000 | 63,000,000 | 63,500,000 | 64,000,000 | 64,500,000 | 65,000,000 | 65,500,000 | 66,000,000 | 66,500,000 | 67,000,000 | 67,500,000 | 68,000,000 | 68,500,000 | 69,000,000 | 69,500,000 | 70,000,000 | 70,500,000 | 71,000,000 | 71,500,000 | 72,000,000 | 72,500,000 | 73,000,000 | 73,500,000 | 74,000,000 | 74,500,000 | 75,000,000 | 75,500,000 | 76,000,000 | 76,500,000 | 77,000,000 | 77,500,000 | 78,000,000 | 78,500,000 | 79,000,000 | 79,500,000 | 80,000,000 | 80,500,000 | 81,000,000 | 81,500,000 | 82,000,000 | 82,500,000 | 83,000,000 | 83,500,000 | 84,000,000 | 84,500,000 | 85,000,000 | 85,500,000 | 86,000,000 | 86,500,000 | 87,000,000 | 87,500,000 | 88,000,000 | 88,500,000 | 89,000,000 | 89,500,000 | 90,000,000 | 90,500,000 | 91,000,000 | 91,500,000 | 92,000,000 | 92,500,000 | 93,000,000 | 93,500,000 | 94,000,000 | 94,500,000 | 95,000,000 | 95,500,000 | 96,000,000 | 96,500,000 | 97,000,000 | 97,500,000 | 98,000,000 | 98,500,000 | 99,000,000 | 99,500,000 | 100,000,000 |
| GDP (USD) | 1,000,000,000,000 | 1,100,000,000,000 | 1,200,000,000,000 | 1,300,000,000,000 | 1,400,000,000,000 | 1,500,000,000,000 | 1,600,000,000,000 | 1,700,000,000,000 | 1,800,000,000,000 | 1,900,000,000,000 | 2,000,000,000,000 | 2,100,000,000,000 | 2,200,000,000,000 | 2,300,000,000,000 | 2,400,000,000,000 | 2,500,000,000,000 | 2,600,000,000,000 | 2,700,000,000,000 | 2,800,000,000,000 | 2,900,000,000,000 | 3,000,000,000,000 | 3,100,000,000,000 | 3,200,000,000,000 | 3,300,000,000,000 | 3,400,000,000,000 | 3,500,000,000,000 | 3,600,000,000,000 | 3,700,000,000,000 | 3,800,000,000,000 | 3,900,000,000,000 | 4,000,000,000,000 | 4,100,000,000,000 | 4,200,000,000,000 | 4,300,000,000,000 | 4,400,000,000,000 | 4,500,000,000,000 | 4,600,000,000,000 | 4,700,000,000,000 | 4,800,000,000,000 | 4,900,000,000,000 | 5,000,000,000,000 | 5,100,000,000,000 | 5,200,000,000,000 | 5,300,000,000,000 | 5,400,000,000,000 | 5,500,000,000,000 | 5,600,000,000,000 | 5,700,000,000,000 | 5,800,000,000,000 | 5,900,000,000,000 | 6,000,000,000,000 | 6,100,000,000,000 | 6,200,000,000,000 | 6,300,000,000,000 | 6,400,000,000,000 | 6,500,000,000,000 | 6,600,000,000,000 | 6,700,000,000,000 | 6,800,000,000,000 | 6,900,000,000,000 | 7,000,000,000,000 | 7,100,000,000,000 | 7,200,000,000,000 | 7,300,000,000,000 | 7,400,000,000,000 | 7,500,000,000,000 | 7,600,000,000,000 | 7,700,000,000,000 | 7,800,000,000,000 | 7,900,000,000,000 | 8,000,000,000,000 | 8,100,000,000,000 | 8,200,000,000,000 | 8,300,000,000,000 | 8,400,000,000,000 | 8,500,000,000,000 | 8,600,000,000,000 | 8,700,000,000,000 | 8,800,000,000,000 | 8,900,000,000,000 | 9,000,000,000,000 | 9,100,000,000,000 | 9,200,000,000,000 | 9,300,000,000,000 | 9,400,000,000,000 | 9,500,000,000,000 | 9,600,000,000,000 | 9,700,000,000,000 | 9,800,000,000,000 | 9,900,000,000,000 | 10,000,000,000,000 | | | | | | | | | | | | | | | | | | | | | | | | | | | | | | | | | | | | | | | | | | | | | | | | |

| Year | 1996 | 1997 | 1998 | 1999 | 2000 | 2001 | 2002 | 2003 | 2004 | 2005 | 2006 | 2007 | 2008 | 2009 | 2010 | 2011 | 2012 | 2013 | 2014 | 2015 | 2016 | 2017 | 2018 | 2019 | 2020 |
|--------------|---------------|---------------|---------------|---------------|---------------|---------------|---------------|---------------|---------------|---------------|---------------|---------------|---------------|---------------|---------------|---------------|---------------|---------------|---------------|---------------|---------------|---------------|---------------|---------------|---------------|
| Population | 1,000,000 | 1,010,000 | 1,020,000 | 1,030,000 | 1,040,000 | 1,050,000 | 1,060,000 | 1,070,000 | 1,080,000 | 1,090,000 | 1,100,000 | 1,110,000 | 1,120,000 | 1,130,000 | 1,140,000 | 1,150,000 | 1,160,000 | 1,170,000 | 1,180,000 | 1,190,000 | 1,200,000 | 1,210,000 | 1,220,000 | 1,230,000 | 1,240,000 |
| Employment | 500,000 | 505,000 | 510,000 | 515,000 | 520,000 | 525,000 | 530,000 | 535,000 | 540,000 | 545,000 | 550,000 | 555,000 | 560,000 | 565,000 | 570,000 | 575,000 | 580,000 | 585,000 | 590,000 | 595,000 | 600,000 | 605,000 | 610,000 | 615,000 | 620,000 |
| Unemployment | 500,000 | 505,000 | 510,000 | 515,000 | 520,000 | 525,000 | 530,000 | 535,000 | 540,000 | 545,000 | 550,000 | 555,000 | 560,000 | 565,000 | 570,000 | 575,000 | 580,000 | 585,000 | 590,000 | 595,000 | 600,000 | 605,000 | 610,000 | 615,000 | 620,000 |
| GDP | 1,000,000,000 | 1,050,000,000 | 1,100,000,000 | 1,150,000,000 | 1,200,000,000 | 1,250,000,000 | 1,300,000,000 | 1,350,000,000 | 1,400,000,000 | 1,450,000,000 | 1,500,000,000 | 1,550,000,000 | 1,600,000,000 | 1,650,000,000 | 1,700,000,000 | 1,750,000,000 | 1,800,000,000 | 1,850,000,000 | 1,900,000,000 | 1,950,000,000 | 2,000,000,000 | 2,050,000,000 | 2,100,000,000 | 2,150,000,000 | 2,200,000,000 |

Pennichuck East Utility, Inc.
Profit & Loss Statement
For the Twelve Months Ended December 31, 2010

| | Jan-14 | Feb-14 | Mar-14 | Apr-14 | May-14 | Jun-14 | Jul-14 | Aug-14 | Sep-14 | Oct-14 | Nov-14 | |
|--------|--------------------------------|-------------------|-------------------|-------------------|-------------------|-------------------|-------------------|-------------------|-------------------|-------------------|-------------------|-------------------|
| 623731 | WESCO BOOSTER STAT: HT - POWER | 418.52 | 466.63 | 456.02 | 378.06 | 315.15 | 209.52 | 223.61 | 248.39 | 251.56 | 215.71 | 312.49 |
| 623751 | ATKINSON PUMP STAT: AN - POWER | 197.54 | 250.46 | 209.16 | 223.22 | 245.63 | 75.20 | 82.35 | 117.26 | 109.65 | 107.86 | 79.73 |
| 623801 | W&E BOOSTER STATION: WM -POWER | 366.06 | 388.77 | 382.21 | 368.07 | 306.58 | 276.66 | 249.53 | 237.36 | 247.15 | 228.35 | 268.39 |
| 623805 | SPRUCE POND PUMP STA: WM - PWR | 1,031.94 | 1,016.37 | 991.62 | 1,063.10 | 639.68 | 564.48 | 667.84 | 593.21 | 580.82 | 438.10 | - |
| 623811 | LIBERTY TREE PUMP ST: RD-POWER | 506.97 | 495.10 | 2,008.96 | 769.61 | 796.27 | 488.90 | 541.80 | 482.38 | 479.34 | 550.35 | 713.12 |
| 623816 | GREEN HILLS PUMP ST: RD -POWER | - | - | - | - | - | - | - | - | - | - | - |
| 623841 | MINISTERIAL HEIGHTS PS:LY -PWR | 575.91 | 597.64 | 456.28 | 450.71 | 310.18 | 460.96 | 506.51 | 470.79 | 381.56 | 264.47 | 302.91 |
| 623851 | PINE HAVEN PUMP ST: LY - POWER | 317.42 | 321.64 | 307.48 | 316.95 | 277.87 | 268.96 | 319.06 | 256.40 | 249.59 | 233.95 | 256.26 |
| 623882 | HARVEST VIL PUMP ST: LY -POWER | 327.31 | 265.89 | 395.11 | 269.57 | 317.69 | 167.02 | 169.79 | 146.16 | 167.16 | 152.89 | 200.47 |
| 623961 | WILLIAMSBURG PUMP ST: PM-POWER | 3,308.41 | (1,605.43) | 902.28 | 804.47 | 1,035.43 | 959.44 | 1,083.46 | - | 31.95 | - | 1,051.81 |
| 623971 | AVERY PUMP ST: LY - POWER | 293.19 | 241.48 | 243.70 | 214.57 | 347.31 | 178.86 | 289.57 | 248.48 | 259.19 | 201.25 | 174.90 |
| 623981 | MAPLE HILLS PUMP ST: DY -POWER | 529.98 | 610.11 | 399.39 | 494.45 | 332.93 | 242.62 | 259.79 | 227.85 | 341.11 | 129.99 | 222.33 |
| 623994 | WINNISQUAM VILLAGE: POWER | 427.16 | 449.45 | 444.26 | 413.87 | 385.14 | 324.77 | 286.91 | 235.22 | 285.47 | 247.34 | 306.67 |
| 623991 | GAGE HILL PUMP ST: PM - POWER | 559.74 | 489.91 | 382.57 | 372.13 | 210.07 | 137.69 | - | - | 270.02 | 276.73 | 319.17 |
| 623993 | NORTHERN SHORES-TILTON: POWER | 237.68 | 293.14 | 248.48 | 223.53 | 193.55 | 109.01 | 87.97 | 72.31 | 58.64 | 96.00 | 254.97 |
| 623996 | EAST DERRY PUMP ST: DY - POWER | 280.73 | 316.27 | 251.87 | 238.41 | 111.77 | 71.54 | 72.04 | 69.29 | 61.98 | 63.80 | - |
| 624100 | OPER LABOR: TREATMENT PLANT | - | - | - | - | - | - | - | - | - | - | - |
| 626100 | OPER EXP T PLANT: MAT & EXP | - | - | - | 427.34 | - | - | 1,122.62 | - | - | - | - |
| 626120 | OP EXP-SCADA&ALARM MSTR DIALER | 855.17 | 855.17 | 897.93 | 897.93 | 897.93 | 897.93 | 897.93 | 897.93 | 897.93 | 897.93 | 897.93 |
| 631100 | MAINT OF STRUCT:BOOSTER STAT | 476.57 | - | - | - | - | 800.00 | - | - | - | - | - |
| 631500 | MAINT STRUCT: SOURCE/SUPPLY | - | 588.98 | - | - | - | - | - | - | - | (588.98) | - |
| 633100 | MAINT PUMP EQUIP: LABOR | - | - | - | - | - | - | - | - | - | - | - |
| 633105 | MAINT PUMP EQUIP: MAT & EXP | 810.68 | 1,660.32 | 551.72 | 751.53 | 903.06 | - | - | - | - | 701.11 | - |
| 633140 | MAIN OF STRUCT:BOOSTER STATION | - | - | - | - | - | - | - | - | - | - | - |
| 633150 | MAINT BOOST ST: PHONE | 257.48 | 257.75 | 219.06 | 153.85 | 178.81 | 234.98 | 115.66 | 235.33 | 175.55 | 115.82 | 175.80 |
| 633155 | MAINT BOOST ST:GAS/OIL/PROPANE | 2,372.44 | 6,383.09 | 2,590.62 | 11,406.30 | 744.59 | 1,864.45 | 1,555.66 | 5,153.30 | 1,636.53 | 3,154.19 | 2,100.79 |
| 633199 | BOOSTER STATION GENERAL MAINT | 38,101.40 | 36,298.04 | 45,007.98 | 42,877.50 | 45,079.46 | 39,471.63 | 40,538.05 | 38,658.46 | 30,925.40 | 23,612.89 | 33,083.05 |
| 633210 | W&E PUMP STA: WM | 2,908.41 | 957.11 | 3,667.99 | 589.84 | 371.00 | 1,345.14 | (70.26) | 3,375.30 | 1,349.96 | 5,198.32 | 1,532.82 |
| 633212 | W&E PUMP STA: WM - CHEMICALS | - | - | - | - | - | - | - | - | - | - | - |
| 633214 | W&E PUMP STA: WM - PROPANE | - | - | - | - | - | - | - | - | - | - | - |
| 633400 | HARDWOOD PUMP STA: WM | - | - | - | - | - | - | - | - | - | - | - |
| 633881 | HARVEST VLGE PUMP STA: LY | - | - | - | - | - | - | - | - | - | - | - |
| 633973 | AVERY PUMP STA: LY - TELEPHONE | - | - | - | - | - | - | - | - | - | - | - |
| 641110 | CHLORINE: | 93.50 | 291.33 | 78.58 | 428.63 | 175.87 | 63.91 | 668.00 | 408.17 | 244.16 | 58.71 | 364.64 |
| 641120 | FERRIC CHLORIDE | - | - | - | - | - | - | - | - | - | - | - |
| 641160 | CORROSION INHIBITOR | 74.94 | 112.41 | 37.47 | 37.47 | 37.47 | - | - | 74.84 | 74.84 | 37.42 | 37.42 |
| 641170 | MISC TREATMENT CHEMICALS | - | - | - | - | - | - | - | - | - | - | - |
| 641180 | CARBON DIOXIDE | - | - | - | - | - | - | - | - | - | - | - |
| 641190 | ARSENIC MEDIA REPLACEMENT | 3,920.00 | - | 3,920.00 | 7,840.00 | 3,920.00 | - | - | - | 3,920.00 | - | 3,920.00 |
| 642200 | LABORATORY EXPENSE | 1,737.08 | 1,792.84 | 1,874.46 | 2,049.81 | 1,710.46 | 2,120.22 | 2,267.47 | 1,844.81 | 2,225.05 | 2,197.79 | 1,472.92 |
| 641201 | POLYPHOSPHATE | 152.35 | 87.93 | 199.48 | 44.32 | 66.48 | 44.64 | 44.76 | 44.76 | 89.52 | 67.32 | 22.44 |
| 641203 | POT PERM | - | - | - | 196.52 | 196.52 | - | 196.52 | - | - | - | - |
| 641205 | SODIUM HYDROXIDE | 83.96 | 133.31 | 1,171.97 | 42.98 | - | 1,225.27 | 86.16 | 86.24 | 1,170.39 | 606.12 | 43.35 |
| 641206 | SALT | 1,160.42 | 751.50 | 1,438.80 | 3,544.68 | 654.00 | 902.52 | 1,026.78 | 5,271.24 | 850.20 | 778.26 | 1,066.02 |
| 641210 | SODIUM HEXAMETAPHOSPHATE | - | - | - | - | - | - | - | - | - | - | - |
| 641212 | POT ASH | - | - | - | - | - | - | - | - | - | - | - |
| 641213 | SODA ASH | - | - | - | - | - | - | - | - | - | - | - |
| 641214 | W&E CHEMICALS | - | - | - | - | - | - | 2,472.12 | (2,472.12) | - | - | - |
| 642205 | LAB EXPENSE: OUTSIDE TESTING | 1,438.80 | 1,802.00 | 3,411.60 | 2,169.00 | 2,290.80 | 1,173.32 | 1,151.80 | 3,734.60 | 2,284.00 | 2,750.80 | 5,778.60 |
| 652220 | MAINT PROC EQUIP:SCADA & OTHER | 1,653.42 | 279.70 | 289.65 | 289.65 | 289.65 | 413.49 | 212.80 | 460.64 | 718.17 | 25.96 | 310.65 |
| 652201 | MAINT PROC EQ:TP SLUDGE REMOVE | - | - | - | - | - | - | - | - | - | - | - |
| | Production Expenses | 143,010.40 | 132,185.24 | 162,181.43 | 159,902.62 | 133,646.28 | 135,287.52 | 163,720.87 | 148,190.16 | 149,769.15 | 115,774.52 | 123,031.07 |

Transmission & Distribution Expense

| | | | | | | | | | | | | |
|--------|--------------------------------|----------|----------|----------|----------|----------|----------|----------|----------|----------|------------|----------|
| 660000 | SUPERINTENDENCE: OPERATIONS | - | - | - | - | - | - | - | - | - | - | - |
| 660001 | BENEFITS: OPERATIONS MANAGER | - | - | - | - | - | - | - | - | - | - | - |
| 662003 | MISC GENERAL EXP: OPERATIONS | - | - | - | - | - | - | - | - | - | - | - |
| 662004 | MISC: T&D MATERIAL & SUPPLY | - | - | - | - | - | - | - | - | - | 990.50 | - |
| 663100 | METER OPERATING LABOR & EXP | 2,533.94 | 3,548.91 | 2,498.66 | 2,484.06 | 1,678.00 | 2,162.20 | 3,050.96 | 3,729.41 | 1,750.52 | 1,970.55 | 1,534.21 |
| 663101 | MOLE: METER REMOVAL | 356.73 | 175.26 | 236.15 | 1,325.26 | 2,680.16 | 262.60 | 611.08 | 329.04 | 587.22 | 1,602.90 | 3,410.20 |
| 664200 | OTHER EXPENSE ON CUST PREMISIS | 282.00 | 1,830.47 | 624.00 | 7,005.00 | 426.00 | 435.00 | 1,050.00 | 312.78 | 3,228.40 | (2,728.00) | 48.00 |

Pennichuck East Utility, Inc.
Profit & Loss Statement
For the Twelve Months Ended December 31, 2010

| | Jan-14 | Feb-14 | Mar-14 | Apr-14 | May-14 | Jun-14 | Jul-14 | Aug-14 | Sep-14 | Oct-14 | Nov-14 |
|--|-------------------|-------------------|-------------------|-------------------|-------------------|-------------------|-------------------|-------------------|-------------------|-------------------|-------------------|
| 665100 SMALL TOOL EXPENSE: NC | 494.79 | 87.98 | 176.88 | - | 202.00 | 382.16 | 57.40 | 287.18 | 19.98 | 100.78 | 75.54 |
| 665250 TRANS/EXP: MISCELLANEOUS | - | - | - | - | - | - | - | - | - | - | - |
| 665400 GASOLINE | - | - | - | - | - | - | - | - | - | - | - |
| 673001 MAINT MAINS: REPAIRS | 4,336.27 | 2,926.51 | 18,516.61 | 32,250.25 | 19,776.21 | 10,511.30 | 541.02 | 4,470.58 | 16,555.33 | 13,147.65 | 20,345.62 |
| 673002 MAINT MAINS: GATE PROGRAM | 364.99 | 134.40 | 8,279.37 | 11,183.95 | 2,829.00 | 3,713.76 | 5,834.03 | 1,532.02 | 3,997.02 | 4,827.10 | 4,566.76 |
| 673003 MAINT MAINS: FLUSHING | - | - | 2,305.56 | 30,696.18 | 14,966.57 | 269.54 | 651.44 | 590.04 | 179.18 | 250.04 | 365.08 |
| 673004 MAINT GATES: INSPECTION | - | 632.73 | - | 90.00 | (90.00) | - | 301.88 | - | 722.34 | 1,149.74 | 652.90 |
| 675000 MAINTENANCE: SERVICES | 21,958.56 | 8,860.70 | 4,702.99 | 40,834.08 | 22,837.99 | 21,949.48 | 10,176.08 | 11,968.49 | 19,057.57 | (908.64) | 8,129.39 |
| 676000 MAINTENANCE: METERS | 2,600.12 | 766.80 | 668.94 | 1,068.98 | 540.12 | 524.57 | 1,087.55 | 1,508.84 | 926.77 | 1,158.54 | 822.52 |
| 677000 MAINTENANCE: HYDRANTS | 7,450.46 | 11,662.58 | 222.26 | - | 2,235.79 | 315.44 | 366.16 | - | 1,310.50 | 404.78 | 313.35 |
| 677001 MAINTENANCE: HYDRANTS-REPAIRS | - | - | - | - | - | - | - | - | - | - | - |
| 677002 MAINTENANCE: HYDRANTS-PAINTING | - | - | - | - | - | 888.20 | - | 2,795.58 | 1,117.20 | - | - |
| 677003 MAINTENANCE: HYDRANTS-INSPECTN | 2,877.21 | 388.57 | 35.09 | - | - | - | - | 1,500.25 | 5,528.88 | 2,917.47 | 667.10 |
| 678000 MONITOR CONTRACTORS MARKING | 941.65 | 560.37 | 1,785.11 | 3,961.14 | 4,721.67 | 4,647.22 | 3,911.45 | 4,298.88 | 5,250.28 | 3,390.88 | 4,271.46 |
| Transmission & Distribution Expenses | 44,196.72 | 31,575.28 | 40,051.62 | 130,898.90 | 72,803.51 | 46,061.47 | 27,639.05 | 33,323.09 | 60,230.99 | 28,274.29 | 45,202.13 |
| Customer Accounts & Collection Expenses | | | | | | | | | | | |
| 902000 CUSTOMER ORDS: COLLECTIONS | 915.75 | 803.85 | 1,765.68 | 2,078.10 | 3,338.83 | 2,994.69 | 2,217.84 | 2,165.90 | 3,114.75 | 2,221.48 | 1,346.42 |
| 902001 METER READING | 1,590.59 | 2,164.17 | 1,777.85 | 1,502.69 | 609.93 | 1,890.43 | 1,067.06 | 1,527.97 | 2,381.65 | 786.52 | 1,925.72 |
| 902098 METER READING: TRANSFERS | 1,441.55 | 903.43 | 1,085.48 | 1,249.45 | 1,158.62 | 2,067.87 | 1,622.63 | 1,793.40 | 1,481.51 | 1,260.77 | 1,499.16 |
| 902099 METER READING: EXCEPTIONS | 529.81 | 449.02 | 652.87 | 462.07 | 484.88 | 404.80 | 550.61 | 652.84 | 463.60 | 633.49 | 693.28 |
| 902100 BILLING & ACCOUNTING | 5,560.62 | 4,632.55 | 6,193.50 | 4,330.34 | 5,650.42 | 7,208.92 | 5,525.39 | 4,293.70 | 8,667.38 | 6,709.41 | 3,678.94 |
| 902400 WATER BAN | - | - | - | - | - | - | - | - | - | - | - |
| 904000 UNCOLLECTABLE ACCOUNTS | 4,866.67 | 628.14 | (555.33) | 7,397.05 | 870.64 | (1,204.00) | 2,089.40 | 2,816.76 | 78.18 | 8,126.08 | 9,776.25 |
| Customer Acct & Collection Exp | 14,904.99 | 9,581.16 | 10,920.05 | 17,019.70 | 12,113.32 | 13,362.71 | 13,072.93 | 13,250.57 | 16,187.07 | 19,737.75 | 18,919.77 |
| Administrative and General Expense | | | | | | | | | | | |
| 921000 OFFICE SUPPLIES & EXPENSE | 87.23 | 38.13 | 23.52 | 32.64 | 44.37 | 317.44 | 46.80 | 31.27 | 49.23 | 121.74 | 34.54 |
| 921160 OFFICE SUP & EXP: PHONE-NC | 508.68 | 534.30 | 593.94 | 534.72 | 557.95 | 488.49 | 602.63 | 542.66 | 532.97 | 542.65 | 584.83 |
| 923000 OUTSIDE SERVICES | 1,508.00 | (1,492.00) | 1,650.50 | 141.00 | 83.00 | 16.00 | 8.00 | 1,538.00 | 585.40 | 341.00 | - |
| 924000 INSURANCE EXPENSE | 7,997.17 | 7,897.17 | 7,897.17 | 7,966.21 | 14,820.46 | 1,817.31 | 8,197.17 | 7,897.17 | 7,897.17 | 8,097.17 | 16,746.83 |
| 928000 REGULATORY COMMISSION EXPENSE | 2,035.00 | 2,035.00 | 2,035.00 | 2,035.00 | 2,035.00 | 2,035.00 | 2,035.00 | (74.34) | 980.34 | 1,853.00 | - |
| 930102 LICENSING FEES | 922.50 | 922.50 | 922.50 | 922.50 | 922.50 | 922.50 | 930.83 | 930.83 | 930.83 | 930.83 | 930.83 |
| 930200 PUBLIC RELATIONS | - | 240.48 | 769.76 | 1,013.68 | 1,428.54 | 178.56 | 334.08 | 29.28 | 35.52 | 203.69 | 131.52 |
| 930300 MEALS | - | - | - | - | 12.65 | - | - | - | - | - | - |
| 930400 MISCELLANEOUS GENERAL EXPENSE | - | - | - | 102.00 | - | - | - | - | - | - | - |
| 930401 MISC GEN EXP: UNREALIZED ACQUIS | - | - | - | - | - | - | - | - | - | - | - |
| 930410 CHARITABLE CONTRIBUTIONS | - | - | - | - | - | - | - | - | - | - | - |
| 950500 MAINTENANCE: COMPUTER EQUIPMENT | - | - | - | - | - | - | - | - | - | - | - |
| Administrative & General Expense | 13,058.58 | 10,175.58 | 13,892.39 | 12,747.75 | 19,904.47 | 5,775.30 | 12,154.51 | 10,894.87 | 11,011.46 | 12,090.08 | 18,428.55 |
| Inter Div Management Fee | | | | | | | | | | | |
| 930500 INTERCOMPANY MGMT FEE: PCP | 3,416.00 | 4,527.00 | 3,353.00 | 3,783.00 | 3,699.00 | 3,455.00 | 5,351.00 | 3,722.00 | 3,397.00 | 3,597.00 | 4,714.00 |
| 930510 INTERCO MGMT FEE: PWW | 120,010.00 | 104,170.00 | 114,479.00 | 138,741.00 | 119,178.00 | 120,259.00 | 120,539.00 | 108,433.00 | 93,003.00 | 66,000.00 | 108,208.00 |
| 930520 INTERCO MGT: INSIDE GEN COUNSEL | - | - | - | - | - | - | - | - | - | - | - |
| Inter Div Management Fee | 123,426.00 | 108,697.00 | 117,832.00 | 142,524.00 | 122,877.00 | 123,714.00 | 125,890.00 | 112,155.00 | 96,400.00 | 69,597.00 | 112,922.00 |
| Total Operating Expenses | 338,596.69 | 292,214.26 | 344,877.49 | 463,092.97 | 361,344.58 | 324,201.00 | 342,477.36 | 317,813.69 | 333,598.67 | 245,473.64 | 318,503.52 |
| Depreciation Expense | | | | | | | | | | | |
| 403000 DEPRECIATION EXPENSE | 90,271.23 | 90,347.08 | 93,054.88 | 91,551.76 | 91,655.22 | 91,806.18 | 91,435.71 | 91,761.10 | 91,872.15 | 93,006.25 | 93,604.57 |
| 406100 AMORT OF ACQUISITION ADJUSTMENT | (14,623.39) | (14,759.50) | (14,759.50) | (14,529.34) | (14,644.94) | (14,644.93) | (14,644.97) | (14,644.93) | (14,644.97) | (14,644.95) | (14,644.97) |
| 406101 AMORT OF WESCO ACQ ADJ | (9.59) | (9.59) | (9.57) | (9.59) | (9.59) | (9.59) | (9.58) | (9.59) | (9.58) | (9.59) | (9.58) |
| 406102 AMORT OF CASTLE REACH ACQ ADJ | (531.73) | (531.72) | (531.73) | (531.69) | (531.74) | (531.69) | (531.66) | (531.81) | (531.67) | (531.72) | (531.68) |
| 406103 AMORT OF WHITE ROCK ACQ ADJ | (566.29) | (566.26) | (566.31) | (566.27) | (566.22) | (566.32) | (566.19) | (566.31) | (566.24) | (566.30) | (566.20) |
| 406104 AMORT OF LAMPLIGHTER ACQ ADJ | (1,287.87) | (1,287.86) | (1,287.90) | (1,287.85) | (1,287.87) | (943.18) | (943.14) | (943.22) | (943.18) | (943.18) | (943.19) |
| 406105 AMORT FLETCHERS CORNER ACQ ADJ | (1,522.15) | (1,522.16) | (1,522.18) | (1,522.14) | (1,522.18) | (1,177.48) | (1,177.45) | (1,177.52) | (1,177.52) | (1,177.48) | (1,177.52) |
| | 71,730.21 | 71,669.99 | 74,377.69 | 73,104.88 | 73,092.68 | 73,932.99 | 73,562.72 | 73,887.72 | 73,998.99 | 75,133.03 | 75,731.43 |
| Amortization Expense: CIAC | | | | | | | | | | | |
| 405300 AMORTIZATION EXPENSE: CIAC | (15,580.72) | (15,590.29) | (15,598.99) | (15,605.30) | (15,616.51) | (19,692.10) | (15,653.42) | (15,698.05) | (15,721.42) | (15,771.00) | (15,858.24) |

Pennichuck East Utility, Inc.
Profit & Loss Statement
For the Twelve Months Ended December 31, 2010

| | Jan-14 | Feb-14 | Mar-14 | Apr-14 | May-14 | Jun-14 | Jul-14 | Aug-14 | Sep-14 | Oct-14 | Nov-14 |
|---|--------------------|--------------------|--------------------|---------------------|---------------------|--------------------|-------------------|-------------------|-------------------|-------------------|--------------------|
| 407320 AMORT EXP - DEFERRED CHARGES | 4,395.85 | 4,395.87 | 4,395.87 | 4,395.85 | 4,395.84 | 4,395.82 | 4,395.76 | 4,395.92 | 4,395.85 | 4,395.78 | 4,395.86 |
| 407100 AMORT: ACQUISITION PREMIUM | 16,124.76 | 16,273.57 | 16,273.66 | 16,273.57 | 16,273.66 | 16,273.57 | 16,273.57 | 16,273.66 | 16,273.57 | 16,273.66 | 16,273.57 |
| Taxes Other than Income Tax | | | | | | | | | | | |
| 408110 LOCAL PROPERTY TAXES | 78,554.32 | 78,554.32 | 78,572.31 | 74,515.81 | 74,515.81 | 73,221.21 | 74,111.32 | 74,111.32 | 74,192.31 | 59,154.43 | 118,432.58 |
| 414000 GAIN FROM FORGIVENESS SRF DEBT | (1,298.67) | (1,298.67) | (1,298.67) | (1,298.67) | (1,298.67) | (1,298.67) | (1,298.67) | (1,298.67) | (1,298.67) | (1,298.67) | (1,298.67) |
| Income Tax | | | | | | | | | | | |
| 409102 PROV/FED INC TAX/CURRENT | 2,695.98 | (11,095.86) | 16,727.05 | (41,811.72) | (2,774.28) | 43,555.41 | 184,106.56 | 47,381.63 | 48,410.61 | (84,632.84) | (31,348.96) |
| 409113 PROVS FOR NH BUS PRFTS TAX CUR | 736.61 | (3,031.66) | 4,570.23 | (11,423.97) | (757.99) | 11,900.38 | 50,302.34 | 12,945.80 | 13,226.94 | (38,695.74) | (8,565.30) |
| 410102 PROV FEDL INCOME TAX DEFERRED | - | - | - | - | - | - | - | - | - | 88,703.68 | - |
| 410113 PROV NH INCOME TAX DEFERRED | - | - | - | - | - | - | - | - | - | 39,808.00 | - |
| | 3,432.59 | (14,127.52) | 21,297.28 | (53,235.69) | (3,532.27) | 55,455.79 | 234,408.90 | 60,327.43 | 61,637.55 | 5,183.10 | (39,914.26) |
| Total Operating Deducts | 495,955.03 | 432,091.53 | 522,896.64 | 561,243.42 | 509,175.12 | 526,489.61 | 728,277.54 | 529,813.02 | 547,076.85 | 388,543.97 | 476,265.79 |
| Net Operating Income | 33,961.94 | 3,795.41 | 2,675.24 | (51,533.71) | 25,044.73 | 113,843.63 | 387,433.86 | 122,089.29 | 122,808.65 | 37,203.22 | (32,291.28) |
| Non-Operating Revenue Deductions | | | | | | | | | | | |
| 421000 MISC NON-OPERATING INCOME(EXP) | - | - | - | - | - | - | - | - | - | - | - |
| 426001 MISCELLANEOUS NON-UTILITY EXP | - | - | - | - | - | - | - | - | - | - | - |
| 420000 AFUDC-INTEREST(DEBT) COMPONENT | (992.00) | (1,057.00) | (1,063.00) | - | - | - | - | - | - | - | - |
| 420100 AFUDC - EQUITY COMPONENT | (1,370.00) | (1,460.00) | (1,469.00) | - | - | - | - | - | - | - | - |
| Interest Expense | | | | | | | | | | | |
| 427300 INTEREST EXP: BONDS & NOTES | 37,934.57 | 35,945.92 | (20,598.43) | 36,880.73 | 37,302.95 | 36,532.97 | 36,823.21 | 37,030.96 | 36,119.60 | 36,405.13 | 35,990.74 |
| 428000 AMORTIZATION OF DEBT EXPENSE | 1,572.97 | 1,072.97 | 1,072.97 | 1,072.97 | 1,072.97 | 1,072.97 | 1,072.97 | 1,072.97 | 1,072.97 | 1,072.97 | 1,072.97 |
| 419000 INTEREST INCOME | - | - | - | - | - | - | - | - | - | - | - |
| 427115 INTERCOMPANY INTEREST | 7,707.79 | 7,106.10 | 8,536.22 | 7,950.10 | 8,327.82 | 7,962.51 | 8,427.96 | 8,282.88 | 7,916.12 | 8,096.56 | 7,772.46 |
| 427500 INTEREST - OTHER | - | - | - | - | - | - | - | - | - | - | - |
| Total Interest | 47,215.33 | 44,124.99 | (10,989.24) | 45,903.80 | 46,703.74 | 45,568.45 | 46,324.14 | 46,386.81 | 45,108.69 | 45,574.66 | 44,836.17 |
| Net Income Before Dividends | (10,891.39) | (37,812.58) | 16,196.48 | (97,437.51) | (21,659.01) | 68,275.18 | 341,109.72 | 75,702.48 | 77,699.96 | (8,371.44) | (77,127.45) |
| Net Income (Or Loss) - YTD | (10,891.39) | (48,703.97) | (32,507.49) | (129,945.00) | (151,604.01) | (83,328.83) | 257,780.89 | 333,483.37 | 411,183.33 | 402,811.89 | 325,684.44 |
| Net Income (Or Loss) - MTD | (10,891.39) | (37,812.58) | 16,196.48 | (97,437.51) | (21,659.01) | 68,275.18 | 341,109.72 | 75,702.48 | 77,699.96 | (8,371.44) | (77,127.45) |

| <u>Dec-14</u> | <u>Total</u> | |
|---------------------|-----------------------|----------------|
| (24,779.23) | (296,146.19) | |
| (74,905.25) | (898,863.00) | |
| 74,905.25 | 898,863.00 | |
| (379,633.89) | (5,575,805.55) | |
| - | - | |
| (27,740.00) | 2,793.00 | |
| - | (216,480.00) | |
| - | - | (6,085,638.74) |
| - | - | |
| (73,844.45) | (861,602.97) | |
| (505,997.57) | (6,947,241.71) | |
| (2,854.00) | (44,469.36) | |
| 508,851.57 | 6,991,711.07 | |

| | |
|-----------|-------------------|
| 364.72 | 29,606.92 |
| 16,043.22 | 259,211.64 |
| 443.46 | 6,912.32 |
| 3,759.67 | 32,203.54 |
| 2,323.17 | 35,015.64 |
| 1,130.52 | 16,920.27 |
| 41,289.77 | 225,721.20 |
| (619.97) | 2,001.12 |
| 313.02 | 3,489.69 |
| 110.00 | 10,354.30 |
| 2,421.72 | 66,548.31 |
| 711.03 | 40,063.37 |
| 6,994.19 | 75,019.50 |
| 670.00 | 3,030.00 |
| - | - |
| - | - |
| 1,479.39 | 19,621.04 |
| 1,901.72 | 14,951.53 |
| 579.64 | 5,376.15 |
| 608.11 | 5,366.96 |
| 536.88 | 8,009.64 |
| 133.24 | 1,452.65 |
| 401.90 | 4,108.66 |
| 3,595.02 | 42,212.10 |
| 273.77 | 3,250.22 |
| 445.67 | 4,276.88 |
| 264.86 | 5,699.00 |
| 346.64 | 4,168.63 |
| 660.98 | 8,707.63 |
| - | - |
| 969.95 | 5,640.22 |
| 221.00 | 2,068.81 |
| 290.98 | 2,431.12 |
| 613.31 | 5,337.29 |
| 701.46 | 8,261.05 |
| 1,401.01 | 13,832.95 |
| 45.53 | 1,225.77 |
| 66.26 | 1,206.44 |
| 341.99 | 4,139.63 |
| 503.74 | 8,789.11 |
| 162.90 | 1,973.16 |
| 287.48 | 3,209.06 |
| - | 6,798.46 |
| - | - |

| <u>Water Sales</u> | |
|--------------------|--------|
| 7460-100-001 | 460100 |
| 7460-200-001 | 460200 |
| 7460-998-001 | 460998 |
| 7461-000-001 | 461000 |
| 7461-001-001 | 461001 |
| 7461-100-001 | 461100 |
| 7461-200-001 | 461200 |
| 7461-300-001 | 461300 |
| 7461-400-001 | 461400 |
| 7462-000-001 | 462000 |

| <u>Other Operating Revenue</u> | Operating Revenue |
|--------------------------------|-------------------|
| 7471-300-001 | 471300 |

| <u>Production Expenses</u> | Production Expenses |
|----------------------------|---------------------|
| 7601-100-001 | 601100 |
| 7602-200-001 | 602200 |
| 7602-205-001 | 602205 |
| 7602-300-001 | 602300 |
| 7602-450-001 | 602450 |
| 7602-500-001 | 602500 |
| 7602-600-001 | 602600 |
| 7602-650-001 | 602650 |
| 7602-700-001 | 602700 |
| 7602-730-001 | 602730 |
| 7602-815-001 | 602815 |
| 7602-860-001 | 602860 |
| 7602-880-001 | 602880 |
| 7602-900-001 | 602900 |
| 7610-200-001 | 610200 |
| 7610-201-001 | 610201 |
| 7623-201-001 | 623201 |
| 7623-211-001 | 623211 |
| 7623-220-001 | 623220 |
| 7623-225-001 | 623225 |
| 7623-231-001 | 623231 |
| 7623-241-001 | 623241 |
| 7623-245-001 | 623245 |
| 7623-250-001 | 623250 |
| 7623-251-001 | 623251 |
| 7623-252-001 | 623252 |
| 7623-261-001 | 623261 |
| 7623-271-001 | 623271 |
| 7623-281-001 | 623281 |
| 7623-290-001 | 623290 |
| 7623-301-001 | 623301 |
| 7623-321-001 | 623321 |
| 7623-351-001 | 623351 |
| 7623-376-001 | 623376 |
| 7623-401-001 | 623401 |
| 7623-421-001 | 623421 |
| 7623-441-001 | 623441 |
| 7623-471-001 | 623471 |
| 7623-501-001 | 623501 |
| 7623-551-001 | 623551 |
| 7623-621-001 | 623621 |
| 7623-651-001 | 623651 |
| 7623-671-001 | 623671 |
| 7623-701-001 | 623701 |

| Dec-14 | Total |
|-------------------|---------------------|
| 296.60 | 3,792.26 |
| 169.31 | 1,867.37 |
| 303.58 | 3,622.71 |
| 2,077.45 | 9,664.61 |
| 1,049.41 | 8,882.21 |
| - | - |
| 341.01 | 5,118.93 |
| 305.63 | 3,431.21 |
| 307.51 | 2,886.57 |
| 957.92 | 8,529.74 |
| 295.11 | 2,987.61 |
| 445.78 | 4,236.33 |
| 345.86 | 4,152.12 |
| - | 3,018.03 |
| 290.70 | 2,165.98 |
| 181.05 | 1,718.75 |
| - | - |
| - | 1,549.96 |
| 897.93 | 10,689.64 |
| 84.13 | 1,360.70 |
| 1,016.65 | 1,016.65 |
| - | - |
| 5,553.75 | 10,932.17 |
| - | - |
| 175.80 | 2,295.89 |
| 6,305.92 | 45,267.88 |
| 37,846.25 | 451,500.11 |
| 3,242.29 | 24,467.92 |
| - | - |
| - | - |
| - | - |
| - | - |
| 321.51 | 3,197.01 |
| - | - |
| 116.70 | 640.98 |
| - | - |
| - | - |
| 4,042.62 | 31,482.62 |
| 1,657.54 | 22,950.45 |
| 314.56 | 1,178.56 |
| 204.13 | 793.69 |
| 86.70 | 4,736.45 |
| 1,079.10 | 18,523.52 |
| - | - |
| - | - |
| - | - |
| - | - |
| 1,072.00 | 29,057.32 |
| 315.65 | 5,259.43 |
| - | - |
| 164,488.10 | 1,731,187.36 |

#DIV/0!

Production Expenses
Transmission & Distrib
Customer Acct & Colle
Administrative & Gene
Inter Div Management

| | |
|--------------|--------|
| 7623-731-001 | 623731 |
| 7623-751-001 | 623751 |
| 7623-801-001 | 623801 |
| 7623-805-001 | 623805 |
| 7623-811-001 | 623811 |
| 7623-816-001 | 623816 |
| 7623-841-001 | 623841 |
| 7623-851-001 | 623851 |
| 7623-882-001 | 623882 |
| 7623-961-001 | 623961 |
| 7623-971-001 | 623971 |
| 7623-981-001 | 623981 |
| 7623-994-001 | 623994 |
| 7623-991-001 | 623991 |
| 7623-993-001 | 623993 |
| 7623-996-001 | 623996 |
| 7624-100-001 | 624100 |
| 7626-100-001 | 626100 |
| 7626-120-001 | 626120 |
| 7631-100-001 | 631100 |
| 7631-500-001 | 631500 |
| 7633-100-001 | 633100 |
| 7633-105-001 | 633105 |
| 7633-140-001 | 633140 |
| 7633-150-001 | 633150 |
| 7633-155-001 | 633155 |
| 7633-199-001 | 633199 |
| 7633-210-001 | 633210 |
| 7633-212-001 | 633212 |
| 7633-214-001 | 633214 |
| 7633-400-001 | 633400 |
| 7633-881-001 | 633881 |
| 7633-973-001 | 633973 |
| 7641-110-001 | 641110 |
| 7641-120-001 | 641120 |
| 7641-160-001 | 641160 |
| 7641-170-001 | 641170 |
| 7641-180-001 | 641180 |
| 7641-190-001 | 641190 |
| 7642-200-001 | 642200 |
| 7641-201-001 | 641201 |
| 7641-203-001 | 641203 |
| 7641-205-001 | 641205 |
| 7641-206-001 | 641206 |
| 7641-210-001 | 641210 |
| 7641-212-001 | 641212 |
| 7641-213-001 | 641213 |
| 7641-214-001 | 641214 |
| 7642-205-001 | 642205 |
| 7652-220-001 | 652220 |
| 7652-201-001 | 652201 |

Transmission & Distribution Expenses & Distribution Expenses

| | |
|----------|-----------|
| - | - |
| - | - |
| - | - |
| 1,993.00 | 2,983.50 |
| 1,396.60 | 28,338.02 |
| 1,762.52 | 13,339.12 |
| - | 12,513.65 |

| | |
|--------------|--------|
| 7660-000-001 | 660000 |
| 7660-001-001 | 660001 |
| 7662-003-001 | 662003 |
| 7662-004-001 | 662004 |
| 7663-100-001 | 663100 |
| 7663-101-001 | 663101 |
| 7664-200-001 | 664200 |

| Dec-14 | Total |
|------------------|-------------------|
| 169.12 | 2,053.81 |
| - | - |
| - | - |
| 40,731.00 | 184,108.35 |
| 5,567.12 | 52,829.52 |
| 543.11 | 50,816.74 |
| 241.26 | 3,700.85 |
| 21,963.08 | 191,529.77 |
| 766.95 | 12,440.70 |
| 55.56 | 2,285,841.39 |
| - | - |
| - | 4,800.98 |
| 166.69 | 14,081.06 |
| 2,253.60 | 39,993.71 |
| 77,609.61 | 637,866.66 |

| | |
|--------------|--------|
| 7665-100-001 | 665100 |
| 7665-250-001 | 665250 |
| 7665-400-001 | 665400 |
| 7673-001-001 | 673001 |
| 7673-002-001 | 673002 |
| 7673-003-001 | 673003 |
| 7673-004-001 | 673004 |
| 7675-000-001 | 675000 |
| 7676-000-001 | 676000 |
| 7677-000-001 | 677000 |
| 7677-001-001 | 677001 |
| 7677-002-001 | 677002 |
| 7677-003-001 | 677003 |
| 7678-000-001 | 678000 |

| | |
|-----------------|-------------------|
| 1,274.40 | 24,237.69 |
| 2,115.63 | 19,340.21 |
| 1,923.47 | 17,487.34 |
| 531.97 | 6,509.24 |
| 5,601.16 | 68,052.33 |
| - | - |
| (5,356.51) | 29,533.33 |
| 6,090.12 | 165,160.14 |

2,461.11

Customer Accounts & Collection Expenses

| | |
|--------------|--------|
| 7902-000-001 | 902000 |
| 7902-001-001 | 902001 |
| 7902-098-001 | 902098 |
| 7902-099-001 | 902099 |
| 7902-100-001 | 902100 |
| 7902-400-001 | 902400 |
| 7904-000-001 | 904000 |

| | |
|-------------------|---------------------|
| 166.03 | 992.94 |
| 628.73 | 6,652.55 |
| 330.00 | 4,708.90 |
| 12,593.31 | 109,824.31 |
| - | 17,004.00 |
| - | 10,189.15 |
| 758.91 | 5,124.02 |
| 26.65 | 39.30 |
| (255.93) | (153.93) |
| - | - |
| - | - |
| - | - |
| 14,247.70 | 154,381.24 |
| - | - |
| 1,264.00 | 44,278.00 |
| 114,738.00 | 1,327,758.00 |
| - | - |
| 116,002.00 | 1,372,036.00 |
| 378,437.53 | 4,060,631.40 |

Administrative and General Expense

| | |
|--------------|--------|
| 7921-000-001 | 921000 |
| 7921-160-001 | 921160 |
| 7923-000-001 | 923000 |
| 7924-000-001 | 924000 |
| 7928-000-001 | 928000 |
| 7930-102-001 | 930102 |
| 7930-200-001 | 930200 |
| 7930-300-001 | 930300 |
| 7930-400-001 | 930400 |
| 7930-401-001 | 930401 |
| 7930-410-001 | 930410 |
| 7950-500-001 | 950500 |

Inter Div Management Fee

| | |
|--------------|--------|
| 7930-500-001 | 930500 |
| 7930-510-001 | 930510 |
| 7930-520-001 | 930520 |

| | |
|------------------|-------------------|
| 100,222.17 | 1,110,588.30 |
| (14,644.95) | (175,831.34) |
| (9.58) | (115.02) |
| (531.70) | (6,380.54) |
| (566.28) | (6,795.19) |
| (943.18) | (13,041.62) |
| (1,177.48) | (15,853.26) |
| 82,349.00 | 892,571.33 |

Depreciation Expense

| | |
|--------------|--------|
| 7403-000-001 | 403000 |
| 7406-100-001 | 406100 |
| 7406-101-001 | 406101 |
| 7406-102-001 | 406102 |
| 7406-103-001 | 406103 |
| 7406-104-001 | 406104 |
| 7406-105-001 | 406105 |

Amortization Expense: CIAC

| | |
|--------------|--------|
| 7405-300-001 | 405300 |
|--------------|--------|

Amortization Expense

| | |
|--------------|--------|
| 7406-200-001 | 407320 |
|--------------|--------|

| <u>Dec-14</u> | <u>Total</u> |
|--------------------|---------------------|
| 4,129.52 | 52,483.79 |
| 16,273.57 | 195,134.39 |
| 64,193.41 | 922,129.15 |
| (1,298.67) | (15,584.04) |
| (117,575.20) | 53,638.38 |
| (38,374.46) | (7,166.82) |
| 100,636.49 | 189,340.17 |
| 33,746.40 | 73,554.40 |
| (21,566.77) | 309,366.13 |
| 502,289.52 | 6,220,118.04 |
| 6,562.05 | 771,593.03 |
| - | - |
| 395.91 | 395.91 |
| - | (3,112.00) |
| - | (4,299.00) |
| 45,973.91 | 392,342.26 |
| 1,072.97 | 13,375.64 |
| - | - |
| 8,293.51 | 96,380.03 |
| - | - |
| 55,340.39 | 502,097.93 |
| (49,174.25) | 276,510.19 |
| 276,510.19 | |
| (49,174.25) | |

7407-100-001 407100

Taxes Other than Income Tax her than Income Tax

7408-110-001 408110

7414-000-001 414000

Income Tax Income Tax

7409-102-001 409102

7409-113-001 409113

7410-102-001 410102

7410-113-001 410113

Non-Operating Revenue Deductions ng Revenue Deductions

7421-000-001 421000

7426-001-001 426001

7420-000-001 420000

7420-100-001 420100

Interest Expense erest Expense

7427-300-001 427300

7428-000-001 428000

7419-000-001 419000

7427-115-001 427115

7427-500-001 427500

| '007 | | 2014 | |
|---------|--------------------------------|-------------|--------------|
| Account | Description | Change 1 | Change 2 |
| 103000 | PROPERTY HELD FUTURE USE | - | - |
| 105222 | CWIP: CONTRACTOR CLEARING | 54,088.23 | 147,311.08 |
| 108000 | ACCUMULATED DEPRECIATION | (90,194.50) | (90,347.08) |
| 108001 | ACCUM DEPREC: COST OF REMOVAL | 1,012.00 | 758.10 |
| 108002 | ACCUMULATED DEPRECIATION: LOSS | 321.33 | - |
| 108999 | ACCUM DEPREC: ACQUIS ADJUSTMNT | - | - |
| 114100 | AQUISITION ADJ | - | - |
| 114101 | ACQ ADJ: WESCO | - | - |
| 114102 | ACQUISITION ADJ: CASTLE REACH | - | - |
| 114103 | ACQUISITION ADJ: WHITE ROCK SR | - | - |
| 114104 | ACQUISITION ADJ: LAMPLIGHTER | - | - |
| 114105 | ACQUISITION ADJ: FLETCHERS | - | - |
| 115100 | ACCUM AMORT OF ACQ ADJUSTMENT | 14,623.39 | 14,759.50 |
| 115101 | ACCUM AMORT OF ACQ ADJ:WESCO | 9.59 | 9.59 |
| 115102 | ACCUM AMORT ACQ ADJ:CASTLE REA | 531.73 | 531.72 |
| 115103 | ACCUM AMORT ACQ ADJ:WHITE ROCK | 566.29 | 566.26 |
| 115104 | ACCUM AMORT ACQ ADJ:LAMPLIGHTR | 1,287.87 | 1,287.86 |
| 115105 | ACCUM AMORT ACQ ADJ:FLETCHERS | 1,522.15 | 1,522.16 |
| 131120 | CASH: BANK OF AMERICA OPERATNG | - | - |
| 131125 | CASH-RBS CITIZENS BANK | - | - |
| 133100 | OTHER SPECIAL DEPOSITS | - | - |
| 141000 | A/R: BILLED WATER REVENUE | (49,655.06) | 112,600.80 |
| 141400 | A/R: MISCELLANEOUS | - | - |
| 143901 | ALLOWANCE FOR DOUBTFUL ACCTS | (2,466.88) | 3,222.08 |
| 143902 | ALLOW DOUBTFUL ACCT: NON-WATER | - | - |
| 151000 | INVENTORY | - | - |
| 151101 | INVENTORY: METERS - PEU | (3,962.87) | 1,971.09 |
| 151400 | INVENTORY: CHEMICALS | - | - |
| 162100 | PREPAID INSURANCE | 1,276.74 | 1,305.23 |
| 162300 | PREPAID PROPERTY TAXES | - | - |
| 162700 | PREPAID EXPENSES | 2,611.22 | (3,493.78) |
| 163310 | PREPAID PROPERTY TAXES | (60,040.90) | (60,040.90) |
| 173150 | A/R: UNBILLED WATER REVENUE | 42,904.00 | (107,933.00) |
| 173153 | AR UNBIL REV:CAP RECOV RECOUP | - | - |
| 173200 | A/R:UNBILLED WATER REV-RECOUP | - | - |
| 181000 | UNAMORTIZED DEBT EXPENSE | (910.97) | 4,063.03 |
| 182200 | ABANDONED 8" MAIN -RANGE RD | - | - |
| 182400 | ABAND PUMP STA: SPRINGWOOD HLS | - | - |
| 184100 | CLEARING ACCOUNT | - | - |
| 186000 | PHASE II & V WAIVER - NC | - | - |
| 186100 | ACQUISITION PREMIUM - MARA | (16,124.76) | (16,273.57) |
| 186130 | SERGEANT WOODS-NEWTON, NH | - | - |
| 186195 | SPRUCE POND-WINDHAM NH-ACQUIST | - | - |
| 186200 | CLEAN/DISPOSE OF TANK SLUDGE | (266.25) | (266.25) |
| 186205 | PELHAM WATER SUPPLY STUDY | - | - |
| 186210 | LAKES REGION WATER CO-ACQUISIT | - | - |

| | | | |
|--------|------------------------------------|------------|------------|
| 186215 | WINNISQUAM VILLAGE CONDO'S | - | - |
| 186220 | DANIELS LAKE ACQ - WEARE, NH | - | - |
| 186230 | FREEDOM VILLAGE ACQUISITION | - | - |
| 186240 | SARBANES-OXLEY | - | - |
| 186250 | BIRCH HILL GIARDIA SUIT | - | - |
| 186260 | NORTH CONWAY LAND SALE | - | - |
| 186270 | LONDONDRRY VULNERABILITY STUDY | - | - |
| 186280 | LITCHFIELD VULNERABILITY STUDY | - | - |
| 186285 | GRANT AVAILABILITY STUDY - NC | - | - |
| 186300 | WINDHAM WATER SUPPLY STUDY | (334.27) | (334.27) |
| 186310 | W&E WATER SYSTEM SUPPLY STUDY | (119.91) | (119.91) |
| 186325 | BEAVER HOLLOW TANK CLEANING | - | - |
| 186360 | W&E WATER SUPPLY STUDY | (22.67) | (22.67) |
| 186380 | RATE CASE EXPENSE: 2007 | - | - |
| 186400 | RATE CASE EXP: NORTH COUNTRY | - | - |
| 186410 | RATE CASE EXPENSE: 2012 | 2,085.60 | - |
| 186420 | LOCKE LAKE LEAK DETECTION | (382.02) | (382.02) |
| 186500 | MANCHESTER SRCE DEV CHARGE:LY | (2,395.37) | (2,395.38) |
| 186510 | MSCD: MAPLE HILLS - DERRY | (275.69) | (275.69) |
| 186675 | WEB SITE UPGRADE 2006 | - | - |
| 186680 | WEB-SITE UPGRADE 2011 | (59.83) | (59.83) |
| 186700 | N CONWAY WATER INTERCONNECT | (511.32) | (511.32) |
| 186701 | N CONWAY WATER PREC-BUY IN FEE | - | - |
| 186710 | SKYVIEW ESTATES - PELHAM | - | - |
| 186720 | BOW HIGHLANDS, BOW NH-ACQUISIT | (28.52) | (28.53) |
| 186730 | CO-BANK DEFERRED PATRONAGE | - | - |
| 186750 | NORTHERN SHORES ACQUIST-TILTON | - | - |
| 188100 | ACQUISITION PREMIUM - MARA | - | - |
| 201100 | COMMON STOCK | - | - |
| 211000 | ADDITIONAL PAID IN CAPITAL | - | - |
| 215500 | RETAINED EARNINGS BEG - PEU | - | - |
| 219000 | OTHER COMPREHENSIVE INCOME | 61,493.40 | 10,679.40 |
| 221000 | LONG TERM DEBT: BONDS & NOTES | - | - |
| 221002 | LTD - SRF LOAN: GREEN HILLS | - | - |
| 221003 | LTD-SRF LOAN PELHAM TANK PROJ | - | - |
| 221004 | LTD-SRF LOAN: MAPLE HILLS | - | - |
| 221005 | LTD - SRF LOAN/BIRCH HILL | - | - |
| 221006 | LTD - SRF LOAN/LOCKE LAKE-2007 | - | - |
| 221007 | LTD - SRF LOAN/LOCKE LAKE 2011 | - | - |
| 221008 | LTD/SRF LOAN: LIBERTY TREE | - | - |
| 221009 | LTD/SRF LOAN: LOCKE LAKE 2012 | - | - |
| 221010 | LTD: COBANK 4.5M LOAN | - | - |
| 221011 | LTD: COBANK 1.7M LOAN (T4) | - | - |
| 221012 | LTD: COBANK 925K LOAN (T3) | - | - |
| 221013 | LTD: LOCKE LAKE 2012-PHASE2 | - | - |
| 221014 | LTD: LOCKE LAKE-WINWOOD & MONROE | - | - |
| 221015 | LTD: SRF LOAN/HICKORY & AVERY | - | - |
| 221016 | LTD: SRF LOAN/W&E MAIN REPLACEMENT | - | - |
| 221017 | LTD: SRF LOAN-HARDWOOD TREATMENT | - | - |

| | | | |
|--------|--------------------------------------|--------------|--------------|
| 221052 | FORGIVABLE DEBT: LTD-GREENHILL | - | - |
| 221056 | FORGIVAB DEBT:LTD LOCKELK 2007 | - | - |
| 221057 | FORGIVABLE DEBT:LOCKE LKE 2011 | - | - |
| 221058 | FORGIVABLE DEBT:LIBERTY TREE | - | - |
| 221059 | FORGIVABLE LTD:LOCKE LAKE 2012 | - | - |
| 221100 | CURRENT PORTION LONG TERM DEBT | - | - |
| 221102 | CURR PORTION LTD:GREEN HILLS | 1,443.75 | 1,443.75 |
| 221103 | CURR PORTION LTD:PELHAM TANK | 2,074.92 | 2,080.94 |
| 221104 | CURR PORTION LTD:MAPLE HILLS | 2,025.00 | 2,030.00 |
| 221105 | CURRENT PORTION LTD:BIRCH HILL | 5,906.51 | 5,920.60 |
| 221106 | CURR PORT LTD:LOCKE LAKE 2007 | 969.00 | 970.00 |
| 221107 | CURR PORT LTD:LOCKE LAKE 2011 | 294.12 | 297.59 |
| 221108 | CURR PORTION LTD:LIBERTY TREE | - | - |
| 221109 | CURR PORT LTD:LOCKE LAKE 2012 | 1,258.92 | 1,261.77 |
| 221110 | CURR PORT LTD:COBANK 4.5M LOAN | - | - |
| 221111 | CURR PORT LTD:COBANK 1.7M (T4) | 4,867.57 | 4,882.74 |
| 221112 | CURR PORT LTD:COBANK 925K (T3) | 2,427.17 | 2,436.05 |
| 221113 | CURR PORT LTD:LOCKE LAKE DAM SITE 2 | | |
| 221115 | CURR PORT LTD:HICKORY & AVERY | | |
| 221116 | CURR PORT LTD:W&E MAIN REPLACEMENT | | |
| 221117 | CURR PORT LTD:HARDWOOD TREATMENT | | |
| 221152 | FORGIVABLE DEBT:STD GREENHILLS | 483.26 | 483.26 |
| 221156 | FORGIVAB DEBT:STD LOCKLKE 2007 | 313.32 | 313.32 |
| 221157 | FORGIVABLE STD:LOCKE LAKE 2011 | 502.09 | 502.09 |
| 221158 | FORGIVABLE STD:LOCKE LAKE DAM SITE 2 | | |
| 221159 | FORGIVABLE STD:LOCKE LAKE 2012 | - | - |
| 222000 | ACCOUNTS PAYABLE | - | - |
| 223202 | NOTE PAYABLE: PCP-2013 3M LOAN | 22,201.24 | 22,250.27 |
| 223212 | CURR PORT LTD: 3M PCP NP | - | - |
| 223800 | INTERCO LOAN NC-INTEGRATED | - | - |
| 224100 | OTHER LIABILITY: DERIVATIVE | (102,489.00) | (17,799.00) |
| 231000 | ACCOUNTS PAYABLE | 184,629.79 | (8,225.89) |
| 233300 | INTERCO PAY/REC: PEU/PCP | 110,075.45 | 150,462.46 |
| 233400 | INTERCO PAY/REC: PEU/TSC | - | - |
| 233500 | INTERCO PAY/REC: PEU/PWS | - | 798.25 |
| 233600 | INTERCO PAY/REC: PEU/PAC | (688.62) | (672.34) |
| 233700 | INTERCO PAY/REC: PEU/PWW | (237,220.26) | (205,217.92) |
| 233800 | AP INTERCO PAY/REC: PEU/PAC | | |
| 233750 | INTERCO LOAN PWW/PEU: RSF | - | - |
| 235250 | HARDSHIP CASES: CREDITS | (1.87) | - |
| 236115 | LOCAL PROPERTY TAXES PAYABLE | (12,537.42) | (18,513.42) |
| 236116 | PUBLIC UTILITY TAX PAYABLE | - | - |
| 237110 | ACCRUED INTEREST LTD | (19,909.12) | (17,982.44) |
| 241300 | MISC CURRENT ACCRUED LIABILITY | (3,846.86) | (21,395.87) |
| 241350 | ACCRUED LIABILITY - RETAINAGE | - | - |
| 247500 | INTEREST - OTHER | - | - |
| 253000 | DEFERRED GAIN-GREEN HILLS SRF | - | - |
| 253001 | DEFERRED GAIN-LOCKE LAKE SRF | - | - |
| 271200 | CONTRIBUTIONS IN AID OF CONST | (1,906.72) | (10,135.78) |

| | | | |
|--------|--------------------------------|------------|------------|
| 271204 | CIAC: MAPLE HILLS GRANT | (4,928.15) | - |
| 271206 | CIAC: LOCKE LAKE GRANT | (1,010.36) | - |
| 271250 | CIAC: LONDONDERRY/MWW CONN | - | - |
| 271300 | CIAC: SEASON LANE, LONDONDERRY | - | - |
| 271302 | CIAC: PELHAM | - | - |
| 271303 | CIAC: LITCHFIELD | - | - |
| 271304 | CIAC: BOW | - | - |
| 271305 | CIAC: LAKEVIEW FARMS - WINDHAM | - | - |
| 271325 | CIAC: MEADOWBROOK PUMP STATION | - | - |
| 271350 | CIAC: OAKWOOD | - | - |
| 271360 | CIAC: SMYTHE WOODS-HOOKSETT | - | - |
| 271370 | CIAC: W&E | - | - |
| 271380 | CIAC: FLETCHERS CORNER:ARSENIC | - | - |
| 271400 | CONTR IN AID OF CONST-DEV INST | - | - |
| 272101 | RESERVE FOR AMORT OF CIAC:PEU | 15,580.72 | 15,590.29 |
| 282200 | DEFERRED INCOME TAXES | - | - |
| 282201 | DEFERRED INCOME TAX - SWAP | 40,995.60 | 7,119.60 |
| 301000 | ORGANIZATION EXPENSE | - | - |
| 301260 | ORGANIZATION EXP: THURSTON WDS | - | - |
| 301270 | ORGANIZATION EXP: LAMPLIGHTER | - | - |
| 301740 | ORGANIZATION EXP: FLETCHERS | - | - |
| 302100 | FRANCHISES & CONSENTS | 75.00 | 600.00 |
| 302230 | FRANCHISE FEES: CASTLE REACH | - | - |
| 302420 | FRANCHISE FEES: WHITE ROCK | - | - |
| 302730 | FRANCHISE FEES: WESCO | - | - |
| 303100 | LAND | - | - |
| 303240 | EASEMENTS | - | - |
| 303250 | EASEMENT - GAGE HILL | - | - |
| 303260 | EASEMENTS: OAKWOOD | - | - |
| 303270 | EASEMENTS: GILCREAST RD | - | - |
| 303500 | DISTRIB RESER & STANDPIPE LAND | - | - |
| 303600 | DISTRIB SYS LAND & RIGHTS/WAY | - | - |
| 304000 | STRUCTURES AND IMPROVEMENTS | - | - |
| 304100 | SOURCE OF SUPPLY STRUCTURES | - | (3,360.00) |
| 304200 | POWER & PUMPING STRUCTURES | - | - |
| 304210 | STRUCTURES & IMPROVE: ROOFING | - | - |
| 304500 | DISTRIBUTION RESERVOIRS | - | - |
| 304550 | BOOSTER STATIONS | (96.98) | - |
| 304800 | WTP - STRUCTURES | - | - |
| 304999 | BUILDINGS/ACQUISITION ADJUSTMT | - | - |
| 307100 | WELLS & SPRINGS | - | - |
| 307210 | WELL PUMPING & PIPING | - | - |
| 309200 | SUPPLY MAINS:S/S PUMPING PLANT | - | - |
| 310000 | POWER GENERATION EQUIPMENT | - | 3,360.00 |
| 311200 | ELECTRIC PUMPING EQUIPMENT | (281.91) | - |
| 311210 | PUMPING EQUIPMENT: PUMPS | (16.91) | 3,426.30 |
| 311220 | PUMPING EQUIPMENT: METERS | (2.26) | - |
| 311600 | OTHER POWER PUMPING EQUIPMENT | - | - |
| 320000 | PURIFICATION SYSTEM EQUIPMENT | - | - |

| | | | |
|--------|--------------------------------|-------------|-------------|
| 320100 | OTHER PRODUCTION EQUIPMENT | - | - |
| 320200 | WATER TREATMENT EQUIPMENT | - | - |
| 320310 | WTP EQUIPMENT-FILTER MEDIA | - | - |
| 330000 | DISTRIBUTION RES & STANDPIPES | - | - |
| 331001 | PAVEMENTS - TRANS MAINS | - | - |
| 331002 | PAVEMENTS - DIST MAINS | - | - |
| 331003 | PAVEMENTS-GATE VALVES | - | - |
| 331100 | MAINS: 6" & LARGER | 847.76 | - |
| 331101 | MAINS: 4" & UNDER | 2,179.95 | - |
| 331102 | MAINS: UNKNOWN SIZE | - | - |
| 331150 | MAINS: CIAC - 6" & LARGER | - | - |
| 331151 | MAINS: CIAC - 4" & UNDER | - | - |
| 331152 | MAINS: CIAC - UNKNOWN SIZE | - | - |
| 331200 | DISTRIBUTION MAINS - NEW | - | - |
| 331250 | GATES: 4" & UNDER | - | - |
| 331251 | GATES: 6" & LARGER | - | - |
| 331252 | GATES: UNKNOWN SIZE | - | - |
| 331300 | DIST MAINS: DEVELOPER INSTALL | - | - |
| 333004 | PAVEMENTS: SERVICES | - | - |
| 333100 | NEW SERVICES | - | - |
| 333200 | RENEWED SERVICES | - | - |
| 333230 | DEV INSTALLED SERVICES: CIAC | 1,906.72 | 10,135.78 |
| 333250 | DEV INSTALLED SERVICES: PAID | 799.68 | 645.67 |
| 334000 | METERING EQUIPMENT | 6,511.35 | 9,411.43 |
| 334100 | RADIOS FOR METERING | 588.59 | 964.22 |
| 335000 | FIRE PROT EQUIP: HYDRANTS | 8,505.82 | - |
| 335005 | HYDRANTS - PAVING | - | - |
| 335100 | HYDRANTS: CIAC | - | - |
| 339000 | OTHER TRANS/DIST EQUIPMENT | - | - |
| 340100 | OFFICE FURNITURE/EQUIPMENT | - | - |
| 343000 | SHOP EQUIPMENT | - | - |
| 344000 | LAB EQUIPMENT | - | - |
| 345500 | POWER OPERATED EQUIP -GEN PLNT | - | - |
| 346000 | COMMUNICATION EQUIPMENT | - | - |
| 347110 | COMPUTER EQUIPMENT | - | - |
| 348000 | MISCELLANEOUS GENERAL EQUIP | - | - |
| 403000 | DEPRECIATION EXPENSE | 90,271.23 | 90,347.08 |
| 405300 | AMORTIZATION EXPENSE: CIAC | (15,580.72) | (15,590.29) |
| 406100 | AMORT OF ACQUISTION ADJUSTMENT | (14,623.39) | (14,759.50) |
| 406101 | AMORT OF WESCO ACQ ADJ | (9.59) | (9.59) |
| 406102 | AMORT OF CASTLE REACH ACQ ADJ | (531.73) | (531.72) |
| 406103 | AMORT OF WHITE ROCK ACQ ADJ | (566.29) | (566.26) |
| 406104 | AMORT OF LAMPLIGHTER ACQ ADJ | (1,287.87) | (1,287.86) |
| 406105 | AMORT FLETCHERS CORNER ACQ ADJ | (1,522.15) | (1,522.16) |
| 407100 | AMORT: ACQUISITION PREMIUM | 16,124.76 | 16,273.57 |
| 407320 | AMORT EXP - DEFERRED CHARGES | 4,395.85 | 4,395.87 |
| 408110 | LOCAL PROPERTY TAXES | 78,554.32 | 78,554.32 |
| 409102 | PROV/FED INC TAX/CURRENT | 2,695.98 | (11,095.86) |
| 409113 | PROVS FOR NH BUS PRFTS TAX CUR | 736.61 | (3,031.66) |

| | | | |
|--------|---------------------------------|--------------|--------------|
| 410102 | PROV FEDL INCOME TAX DEFERRED | - | - |
| 410113 | PROV NH INCOME TAX DEFERRED | - | - |
| 414000 | GAIN FROM FORGIVENESS SRF DEBT | (1,298.67) | (1,298.67) |
| 419000 | INTEREST INCOME | - | - |
| 420000 | AFUDC-INTEREST(DEBT) COMPONENT | (992.00) | (1,057.00) |
| 420100 | AFUDC - EQUITY COMPONENT | (1,370.00) | (1,460.00) |
| 421000 | MISC NON-UTILITY INCOME | - | - |
| 426001 | MISCELLANEOUS NON-UTILITY EXP | - | - |
| 427115 | INTERCOMPANY INTEREST | 7,707.79 | 7,106.10 |
| 427300 | INTEREST EXP: BONDS & NOTES | 37,934.57 | 35,945.92 |
| 427500 | INTEREST - OTHER | - | - |
| 428000 | AMORTIZATION OF DEBT EXPENSE | 1,572.97 | 1,072.97 |
| 438000 | DIVIDENDS: COMMON STOCK | - | - |
| 460100 | WATER SLS:BILLED CAP REC SURCG | (24,589.11) | (24,700.95) |
| 460200 | CBFRR REVENUES | (74,905.25) | (74,905.25) |
| 460998 | CBFRR REVENUES - CONTRA | 74,905.25 | 74,905.25 |
| 461000 | WATER SALES: BILLED REVENUE | (390,807.32) | (445,981.02) |
| 461001 | WATER SALES BILLED RECOUPMENT | - | - |
| 461100 | WATER SALES: UNBILLED REVENUE | (42,904.00) | 107,933.00 |
| 461200 | WATER SALES-UNBILLED RECOUPMNT | - | - |
| 461300 | WATER SLS:UNBIL CAP REC RECOUP | - | - |
| 461400 | WATER SLS:BILLED CAP REC RECOUP | - | - |
| 462000 | FIRE PROTECTION REVENUE | (70,666.54) | (70,670.97) |
| 471300 | MISC OPERATING REVENUE | (950.00) | (2,467.00) |
| 601100 | OTHER PRODUCTION LABOR | 3,141.46 | 2,125.03 |
| 602200 | PURCH WATER: COHAS | 20,173.92 | 20,173.92 |
| 602205 | PURCH WATER: SMYTHE WOODS | 511.55 | 491.33 |
| 602300 | PURCHASED WATER: BIRCH HILL | 4,142.17 | 1,029.67 |
| 602450 | PURCH WATER: BROOK PARK | 1,870.80 | 1,857.60 |
| 602500 | PURCH WATER: SPRINGWOOD | 1,580.13 | 1,533.93 |
| 602600 | PURCH WATER: HUDSON | 15,880.39 | 15,880.39 |
| 602650 | PURCH WATER: SOUTH RD: LY | 146.00 | 146.00 |
| 602700 | PURCH WATER: PINE CREEK-LITCH | 280.20 | 253.80 |
| 602730 | PURCH WATER: WESCO | 659.00 | 795.70 |
| 602815 | PURCH WATER: GREENHILLS | 3,228.97 | 4,650.17 |
| 602860 | PURCH WATER: SETTLERS LN(OKWD) | 1,867.00 | 1,867.00 |
| 602880 | PURCHASED WATER: MAPLE HILLS | 4,971.00 | 4,971.00 |
| 602900 | PURCH WATER: FRANCOUER TRUCKIN | - | - |
| 610200 | SALARIES - WTP | - | - |
| 610201 | BENEFITS - WTP | - | - |
| 623201 | COHAS PUMP STAT: LY - POWER | 1,561.91 | 1,696.82 |
| 623211 | W&E PUMP STATION: WM - POWER | 1,422.14 | 1,415.39 |
| 623220 | STONE SLED BOOST: BOW - POWER | 638.07 | 662.08 |
| 623225 | STONE RDG BOOSTER:EXETER-POWER | 560.05 | 589.49 |
| 623231 | CASTLE REACH PUMP ST:WM -POWER | 727.94 | 617.23 |
| 623241 | FOREST HILLS PUMP ST: LY-POWER | 151.37 | 160.11 |
| 623245 | DANIELS LAKE: POWER | 405.11 | 546.19 |
| 623250 | POWER PURCHASED: LOCKE LAKE | 3,932.35 | 3,669.79 |
| 623251 | POWER PURCHASED: BIRCH HILL | 468.42 | 469.50 |

| | | | |
|--------|--------------------------------|-----------|------------|
| 623252 | POWER PURCHASED: MIDDLETON | 391.58 | 535.26 |
| 623261 | LAMPLIGHTER PUMP ST: WM -POWER | 850.09 | 766.52 |
| 623271 | THURSTON WOODS PUMP ST:LEE-PWR | 452.63 | 475.49 |
| 623281 | FLETCHERS CORNER ST: WM-POWER | 739.64 | 947.75 |
| 623290 | CHESTERBROOK PUMP STAT: POWER | - | - |
| 623301 | GOLDENBROOK PUMP ST: WM -POWER | 544.83 | 556.01 |
| 623321 | SHAKER HGHTS PUMP STAT: POWER | 275.18 | 297.15 |
| 623351 | BEAVER HOLLOW PUMP ST: SN-PWR | 360.65 | 329.92 |
| 623376 | CLEARWATER EST: RAYMOND: POWER | 675.42 | 662.32 |
| 623401 | HARDWOOD PUMP ST: WM - POWER | 730.78 | 954.33 |
| 623421 | WHITE ROCK PUMP ST:BOW - POWER | 1,347.45 | 1,395.12 |
| 623441 | ROLLING HILLS PUMP ST:PW -PWR | 106.61 | 99.81 |
| 623471 | GILCREAST BOOSTER STAT:LY-PWR | 150.21 | 180.18 |
| 623501 | SPRINGWOOD HLS PUMP ST:WM -PWR | 391.99 | 358.04 |
| 623551 | DARRAH BOOSTER STAT: LY- POWER | 698.54 | 519.97 |
| 623621 | COLONIAL DR BOOSTER ST:LF-PWR | 202.31 | 281.47 |
| 623651 | SOUTH RD BOOSTER STAT: LY -PWR | 349.60 | 347.12 |
| 623671 | MEADOWVIEW PUMP STAT: PM - PWR | 947.76 | 1,027.73 |
| 623701 | NESENKEAG PUMP STAT: LY -POWER | - | - |
| 623731 | WESCO BOOSTER STAT: HT - POWER | 418.52 | 466.63 |
| 623751 | ATKINSON PUMP STAT: AN - POWER | 197.54 | 250.46 |
| 623801 | W&E BOOSTER STATION: WM -POWER | 366.06 | 388.77 |
| 623805 | SPRUCE POND PUMP STA: WM - PWR | 1,031.94 | 1,016.37 |
| 623811 | LIBERTY TREE PUMP ST: RD-POWER | 506.97 | 495.10 |
| 623816 | GREEN HILLS PUMP ST: RD -POWER | - | - |
| 623841 | MINISTERIAL HEIGHTS PS:LY -PWR | 575.91 | 597.64 |
| 623851 | PINE HAVEN PUMP ST: LY - POWER | 317.42 | 321.64 |
| 623882 | HARVEST VIL PUMP ST: LY -POWER | 327.31 | 265.89 |
| 623961 | WILLIAMSBURG PUMP ST: PM-POWER | 3,308.41 | (1,605.43) |
| 623971 | AVERY PUMP ST: LY - POWER | 293.19 | 241.48 |
| 623981 | MAPLE HILLS PUMP ST: DY -POWER | 529.98 | 610.11 |
| 623991 | GAGE HILL PUMP ST: PM - POWER | 559.74 | 489.91 |
| 623993 | NORTHERN SHORES-TILTON: POWER | 237.68 | 293.14 |
| 623994 | WINNISQUAM VILLAGE: POWER | 427.16 | 449.45 |
| 623996 | EAST DERRY PUMP ST: DY - POWER | 280.73 | 316.27 |
| 623999 | POWER PURCHASED: CONSULTING | - | - |
| 624100 | OPER LABOR: TREATMENT PLANT | - | - |
| 626100 | OPER EXP T PLANT: MAT & EXP | - | - |
| 626120 | OP EXP-SCADA&ALARM MSTR DIALER | 855.17 | 855.17 |
| 631100 | MAINT OF STRUCT:BOOSTER STAT | 476.57 | - |
| 631500 | MAINT STRUCT: SOURCE/SUPPLY | - | 588.98 |
| 633100 | MAINT PUMP EQUIP: LABOR | - | - |
| 633105 | MAINT PUMP EQUIP: MAT & EXP | 810.68 | 1,660.32 |
| 633140 | MAIN OF STRUCT:BOOSTER STATION | - | - |
| 633150 | MAINT BOOST ST: PHONE | 257.48 | 257.75 |
| 633155 | MAINT BOOST ST:GAS/OIL/PROPANE | 2,372.44 | 6,383.09 |
| 633199 | BOOSTER STATION GENERAL MAINT | 38,101.40 | 36,298.04 |
| 633210 | W&E PUMP STA: WM | 2,908.41 | 957.11 |
| 633212 | W&E PUMP STA: WM - CHEMICALS | - | - |

| | | | |
|--------|--------------------------------|-----------|-----------|
| 633214 | W&E PUMP STA: WM - PROPANE | - | - |
| 633400 | HARDWOOD PUMP STA: WM | - | - |
| 633881 | HARVEST VLGE PUMP STA: LY | - | - |
| 633973 | AVERY PUMP STA: LY - TELEPHONE | - | - |
| 641110 | CHLORINE: | 93.50 | 291.33 |
| 641120 | FERRIC CHLORIDE | - | - |
| 641160 | CORROSION INHIBITOR | 74.94 | 112.41 |
| 641170 | MISC TREATMENT CHEMICALS | - | - |
| 641180 | CARBON DIOXIDE | - | - |
| 641190 | ARSENIC MEDIA REPLACEMENT | 3,920.00 | - |
| 641201 | POLYPHOSPHATE | 152.35 | 87.93 |
| 641203 | POT PERM | - | - |
| 641205 | SODIUM HYDROXIDE | 83.96 | 133.31 |
| 641206 | SALT | 1,160.42 | 751.50 |
| 641210 | SODIUM HEXAMETAPHOSPHATE | - | - |
| 641212 | POT ASH | - | - |
| 641213 | SODA ASH | - | - |
| 641214 | W&E CHEMICALS | - | - |
| 642200 | LABORATORY EXPENSE | 1,737.08 | 1,792.84 |
| 642205 | LAB EXPENSE: OUTSIDE TESTING | 1,438.80 | 1,802.00 |
| 652201 | MAINT PROC EQ:TP SLUDGE REMOVE | - | - |
| 652220 | MAINT PROC EQUIP:SCADA & OTHER | 1,653.42 | 279.70 |
| 660000 | SUPERINTENDENCE: OPERATIONS | - | - |
| 660001 | BENEFITS: OPERATIONS MANAGER | - | - |
| 662003 | MISC GENERAL EXP: OPERATIONS | - | - |
| 662004 | MISC: T&D MATERIAL & SUPPLY | - | - |
| 663100 | METER OPERATING LABOR & EXP | 2,533.94 | 3,548.91 |
| 663101 | MOLE: METER REMOVAL | 356.73 | 175.26 |
| 664200 | OTHER EXPENSE ON CUST PREMISIS | 282.00 | 1,830.47 |
| 665100 | SMALL TOOL EXPENSE: NC | 494.79 | 87.98 |
| 665250 | TRANS/EXP: MISCELLANEOUS | - | - |
| 665400 | GASOLINE | - | - |
| 673001 | MAINT MAINS: REPAIRS | 4,336.27 | 2,926.51 |
| 673002 | MAINT MAINS: GATE PROGRAM | 364.99 | 134.40 |
| 673003 | MAINT MAINS: FLUSHING | - | - |
| 673004 | MAINT GATES: INSPECTION | - | 632.73 |
| 675000 | MAINTENANCE: SERVICES | 21,958.56 | 8,860.70 |
| 676000 | MAINTENANCE: METERS | 2,600.12 | 766.80 |
| 677000 | MAINTENANCE: HYDRANTS | 7,450.46 | 11,662.58 |
| 677001 | MAINTENANCE: HYDRANTS-REPAIRS | - | - |
| 677002 | MAINTENANCE: HYDRANTS-PAINTING | - | - |
| 677003 | MAINTENANCE: HYDRANTS-INSPECTN | 2,877.21 | 388.57 |
| 678000 | MONITOR CONTRACTORS MARKING | 941.65 | 560.37 |
| 902000 | CUSTOMER ORDS: COLLECTIONS | 915.75 | 803.85 |
| 902001 | METER READING | 1,590.59 | 2,164.17 |
| 902098 | METER READING: TRANSFERS | 1,441.55 | 903.43 |
| 902099 | METER READING: EXCEPTIONS | 529.81 | 449.02 |
| 902100 | BILLING & ACCOUNTING | 5,560.62 | 4,632.55 |
| 902400 | WATER BAN | - | - |

| | | | |
|--------|--------------------------------|------------|------------|
| 904000 | UNCOLLECTABLE ACCOUNTS | 4,866.67 | 628.14 |
| 921000 | OFFICE SUPPLIES & EXPENSE | 87.23 | 38.13 |
| 921160 | OFFICE SUP & EXP: PHONE-NC | 508.68 | 534.30 |
| 923000 | OUTSIDE SERVICES | 1,508.00 | (1,492.00) |
| 924000 | INSURANCE EXPENSE | 7,997.17 | 7,897.17 |
| 928000 | REGULATORY COMMISSION EXPENSE | 2,035.00 | 2,035.00 |
| 930102 | LICENSING FEES | 922.50 | 922.50 |
| 930200 | PUBLIC RELATIONS | - | 240.48 |
| 930300 | MEALS | - | - |
| 930400 | MISCELLANEOUS GENERAL EXPENSE | - | - |
| 930401 | MISC GEN EXP:UNREALIZED ACQUIS | - | - |
| 930410 | CHARITABLE CONTRIBUTIONS | - | - |
| 930500 | INTERCOMPANY MGMT FEE: PCP | 3,416.00 | 4,527.00 |
| 930510 | INTERCO MGMT FEE: PWW | 120,010.00 | 104,170.00 |
| 930520 | INTERCO MGT:INSIDE GEN COUNSEL | - | - |
| 950500 | MAINTENANCE:COMPUTER EQUIPMENT | - | - |

| Change 3 | Change 4 | Change 5 | Change 6 | Change 7 | Change 8 |
|--------------|-------------|-------------|-------------|-------------|--------------|
| - | - | - | - | - | - |
| (684,463.13) | 4,431.33 | 4,411.77 | 12,026.30 | 74,003.21 | 29,048.52 |
| 6,400.43 | (91,551.76) | (91,655.22) | (87,379.47) | (91,435.71) | (91,761.10) |
| 420.67 | 1,884.68 | 1,185.89 | 7,880.83 | 2,997.26 | 10,005.71 |
| 19,108.92 | - | - | 5,197.44 | - | - |
| - | - | - | - | - | - |
| 45,809.37 | - | - | - | - | - |
| - | - | - | - | - | - |
| - | - | - | - | - | - |
| - | - | - | - | - | - |
| - | - | - | - | - | - |
| 14,759.50 | 14,529.34 | 14,644.94 | 14,644.93 | 14,644.97 | 14,644.93 |
| 9.57 | 9.59 | 9.59 | 9.59 | 9.58 | 9.59 |
| 531.73 | 531.69 | 531.74 | 531.69 | 531.66 | 531.81 |
| 566.31 | 566.27 | 566.22 | 566.32 | 566.19 | 566.31 |
| 1,287.90 | 1,287.85 | 1,287.87 | 943.18 | 943.14 | 943.22 |
| 1,522.18 | 1,522.14 | 1,522.18 | 1,177.48 | 1,177.45 | 1,177.52 |
| - | - | - | - | - | - |
| - | - | - | - | - | - |
| - | - | - | - | - | - |
| (71,837.68) | (42,437.90) | (25,692.87) | 133,147.23 | 16,379.16 | 172,640.77 |
| - | - | - | - | - | - |
| 1,128.89 | (3,857.25) | 2,442.26 | 2,423.89 | (913.48) | (535.07) |
| - | - | - | - | - | - |
| - | - | - | - | - | - |
| (5,344.35) | 3,719.78 | (3,970.80) | 8,514.27 | (2,076.35) | 2,984.03 |
| - | - | - | - | - | - |
| 1,305.23 | 1,271.79 | 1,305.23 | 1,305.23 | 2,766.03 | (7,897.17) |
| - | - | - | - | - | - |
| (3,493.78) | 2,611.22 | (3,493.78) | 7,676.22 | (1,467.11) | (486.77) |
| (60,058.90) | - | - | 166,874.70 | (55,597.90) | (55,597.90) |
| 47,526.00 | 27,885.00 | 54,214.00 | 13,985.00 | 130,223.00 | (106,402.00) |
| - | - | - | - | - | - |
| - | - | - | - | 325,000.00 | - |
| (1,005.47) | (335.47) | (188.22) | (1,072.97) | (1,072.97) | (1,072.97) |
| - | - | - | - | - | - |
| - | - | - | - | - | - |
| - | - | - | - | - | - |
| - | - | - | - | - | - |
| (16,273.66) | (16,273.57) | (16,273.66) | (16,273.57) | (16,273.57) | (16,273.66) |
| - | - | - | - | - | - |
| - | - | - | - | - | - |
| (266.25) | (266.25) | (266.25) | (266.25) | (266.25) | (266.25) |
| - | - | - | - | - | - |
| - | - | - | - | - | - |

| | | | | | |
|-------------|------------|------------|--------------|-------------|--------------|
| - | - | - | - | - | - |
| - | - | - | - | - | - |
| - | - | - | - | - | - |
| - | - | - | - | - | - |
| - | - | - | - | - | - |
| - | - | - | - | - | - |
| - | - | - | - | - | - |
| - | - | - | - | - | - |
| (334.28) | (334.26) | (334.26) | (334.25) | (334.23) | (334.28) |
| (119.91) | (119.91) | (119.91) | (119.91) | (119.91) | (119.92) |
| - | - | - | - | - | - |
| (22.67) | (22.67) | (22.67) | (22.67) | (22.67) | (22.66) |
| - | - | - | - | - | - |
| - | - | - | - | - | - |
| 5,343.00 | - | 3,523.80 | 3,327.40 | - | 1,811.80 |
| (382.02) | (382.02) | (382.02) | (382.03) | (382.01) | (382.03) |
| (2,395.36) | (2,395.38) | (2,395.36) | (2,395.36) | (2,395.35) | (2,395.39) |
| (275.69) | (275.68) | (275.70) | (275.68) | (275.68) | (275.69) |
| - | - | - | - | - | - |
| (59.83) | (59.83) | (59.82) | (59.83) | (59.82) | (59.83) |
| (511.32) | (511.32) | (511.32) | (500.25) | (500.25) | (500.25) |
| - | - | - | (11.07) | (11.06) | (11.07) |
| - | - | - | - | - | - |
| (28.54) | (28.53) | (28.53) | (28.52) | (28.53) | (28.55) |
| 14,337.66 | - | - | - | - | - |
| - | - | - | - | - | - |
| - | - | - | - | - | - |
| - | - | - | - | - | - |
| 811,650.73 | - | - | - | - | - |
| - | - | - | - | - | - |
| (32,221.20) | 22,070.40 | 35,475.60 | (25,978.80) | (6,423.00) | 40,518.60 |
| - | - | - | - | - | - |
| 4,331.25 | - | - | 4,331.25 | - | - |
| 6,683.46 | - | - | 6,520.66 | - | - |
| 6,452.00 | - | - | 6,318.00 | - | - |
| 18,789.01 | - | - | 18,408.43 | - | - |
| 2,989.00 | - | - | 2,960.00 | - | - |
| 1,144.43 | - | - | 1,050.95 | - | - |
| - | - | - | (126,138.95) | - | - |
| 6,496.76 | - | - | 3,916.09 | - | - |
| 47,574.89 | - | - | 45,702.06 | - | - |
| 16,045.76 | - | - | 15,526.89 | - | - |
| 8,146.81 | - | - | 7,834.68 | - | - |
| - | - | - | - | - | (122,600.40) |
| - | - | - | - | (16,566.10) | - |
| - | - | - | - | - | - |
| - | - | - | - | - | - |
| - | - | - | - | - | - |

| | | | | | |
|--------------|--------------|--------------|--------------|--------------|--------------|
| 1,449.78 | - | - | 1,449.78 | - | - |
| 939.96 | - | - | 939.96 | - | - |
| 1,506.27 | - | - | 1,506.27 | - | - |
| - | - | - | - | - | - |
| (2,887.50) | 1,443.75 | 1,443.75 | (2,887.50) | 1,443.75 | 1,443.75 |
| (4,596.47) | 2,093.06 | 2,099.15 | (4,415.41) | 2,111.37 | 2,117.51 |
| (4,417.00) | 2,040.00 | 2,045.00 | (4,268.00) | 2,055.00 | 2,060.00 |
| (12,854.28) | 5,948.89 | 5,963.10 | (12,431.11) | 5,991.59 | 6,005.89 |
| (2,018.00) | 972.00 | 973.00 | (1,985.00) | 976.00 | 977.00 |
| (843.38) | 304.53 | 308.00 | (739.46) | 314.99 | 318.49 |
| - | - | - | - | - | - |
| (5,232.12) | 1,267.50 | 1,270.38 | (2,642.83) | 1,276.14 | 1,279.03 |
| (3,123.45) | - | 44,093.46 | (45,702.06) | - | - |
| (10,639.79) | 4,914.81 | 5,098.43 | (10,580.87) | 5,128.73 | 4,977.43 |
| (5,381.17) | 2,455.09 | 2,570.35 | (5,361.20) | 2,588.21 | 2,492.01 |
| (966.52) | 483.26 | 483.26 | (966.52) | 483.26 | 483.26 |
| (626.64) | 313.32 | 313.32 | (626.64) | 313.32 | 313.32 |
| (1,004.18) | 502.09 | 502.09 | (1,004.18) | 502.09 | 502.09 |
| - | - | - | - | - | - |
| - | - | - | - | - | - |
| 24,086.01 | 22,348.65 | 22,398.00 | 24,245.93 | 22,497.04 | 22,546.72 |
| (1,786.60) | - | - | (1,798.46) | - | - |
| - | - | - | - | - | - |
| 53,702.00 | (36,784.00) | (59,126.00) | 43,298.00 | 10,705.00 | (67,531.00) |
| (31,173.19) | (9,156.12) | 48,648.10 | (258,160.74) | 236,431.87 | 3,828.92 |
| (535,353.96) | 316,265.65 | 169,278.17 | 30,402.41 | (57,378.39) | 397,067.50 |
| - | - | - | - | - | - |
| 0.50 | 16.49 | 0.51 | 0.51 | 0.51 | 0.51 |
| (712.49) | (737.10) | (555.74) | 194.51 | (2.17) | (2.54) |
| (242,750.42) | (358,519.07) | (251,066.49) | (277,936.80) | (251,583.99) | (243,253.94) |
| - | - | - | - | (599.57) | (576.51) |
| - | - | - | - | - | - |
| - | - | - | - | (7.38) | 2.61 |
| (18,513.41) | (20,469.56) | (74,515.81) | 147,537.62 | (18,513.42) | (18,513.42) |
| - | - | - | - | - | - |
| 38,528.86 | (19,046.49) | 38,318.31 | (18,827.86) | (19,455.45) | (19,455.45) |
| (9,328.86) | (21,621.57) | (30,659.90) | 159,636.64 | (26,547.96) | (34,016.08) |
| - | (5,245.00) | - | 9,171.48 | - | - |
| - | - | - | - | - | - |
| - | - | - | - | - | - |
| - | - | - | - | - | - |
| (8,220.70) | (6,827.20) | (8,334.08) | (9,375.28) | (11,271.58) | (20,843.85) |

| | | | | | |
|-------------|-----------|-----------|-------------|------------|-----------|
| - | - | - | (4,928.00) | - | - |
| - | - | - | (1,003.00) | - | - |
| - | - | - | - | - | - |
| - | - | - | - | - | - |
| - | - | - | - | - | - |
| - | - | - | - | - | - |
| - | - | - | - | - | - |
| - | - | - | - | - | - |
| - | - | - | - | - | - |
| - | - | - | - | - | - |
| - | - | - | - | - | - |
| 15,598.99 | 15,605.30 | 15,616.51 | 14,439.59 | 15,653.42 | 15,698.05 |
| - | - | - | - | - | - |
| (21,480.80) | 14,713.60 | 23,650.40 | (17,319.20) | (4,282.00) | 27,012.40 |
| - | - | - | - | - | - |
| - | - | - | - | - | - |
| - | - | - | - | - | - |
| - | 275.00 | - | - | - | - |
| - | - | - | - | - | - |
| - | - | - | - | - | - |
| - | - | - | - | - | - |
| - | - | - | - | - | - |
| - | - | - | - | - | - |
| - | - | - | - | - | - |
| - | - | - | - | - | - |
| - | - | - | - | - | - |
| - | - | - | - | - | - |
| - | - | - | - | - | - |
| - | - | - | - | - | - |
| (6,853.41) | - | - | - | - | - |
| 376,822.57 | 247.90 | 2,575.57 | - | 2,156.30 | 1,938.46 |
| - | - | - | - | - | - |
| (2,375.48) | - | - | - | - | - |
| - | - | - | - | - | - |
| (24.00) | - | - | - | - | - |
| - | 8,793.14 | 6,225.84 | 10,293.44 | - | - |
| - | - | - | - | - | - |
| 4,416.25 | 1,597.95 | 8,317.00 | - | - | - |
| 5,210.28 | 23,097.13 | 4,826.25 | - | - | - |
| (1,580.00) | - | 2,695.00 | - | - | 4,486.72 |
| - | - | - | - | - | - |
| - | - | - | - | - | - |
| 108,753.29 | 1,130.31 | - | - | - | - |

| | | | | | |
|-------------|-------------|-------------|-------------|-------------|-------------|
| - | - | - | - | - | - |
| - | 4,043.23 | - | - | - | - |
| - | - | - | - | - | - |
| 22,264.53 | - | - | - | - | - |
| - | - | - | - | - | - |
| - | - | - | - | - | - |
| - | - | - | - | - | - |
| 48,394.50 | - | 461.48 | - | 6,387.05 | - |
| - | - | 1,128.39 | 50,840.90 | 2,608.81 | 50,544.58 |
| - | - | - | - | - | - |
| - | - | - | - | - | - |
| - | - | - | - | - | - |
| - | - | - | - | - | - |
| - | 8,726.57 | - | 6,901.46 | - | - |
| - | - | - | - | - | - |
| - | - | - | - | - | - |
| - | - | - | - | - | - |
| - | 30.00 | - | (6.60) | 10,057.16 | - |
| - | - | - | 4,653.90 | - | 15,828.75 |
| 8,220.70 | 6,827.20 | 8,334.08 | 14,627.79 | 7,227.04 | 20,843.85 |
| 1,312.90 | 799.68 | 1,199.52 | 1,199.52 | 399.84 | 4,625.00 |
| (5,328.38) | 7,031.99 | 5,562.46 | (2,485.05) | 19,350.52 | 21,940.92 |
| 132.17 | 505.88 | 749.43 | 826.11 | 1,072.92 | 1,278.69 |
| - | - | - | - | - | - |
| - | - | - | - | - | - |
| - | - | - | - | - | - |
| - | - | - | - | - | - |
| - | - | - | - | - | - |
| - | - | - | - | - | - |
| - | - | - | - | - | - |
| - | - | - | - | - | - |
| 33,661.70 | 2,705.35 | - | - | - | 1,421.96 |
| - | - | - | - | - | - |
| - | - | - | - | - | - |
| 93,054.88 | 91,551.76 | 91,655.22 | 91,806.18 | 91,435.71 | 91,761.10 |
| (15,598.99) | (15,605.30) | (15,616.51) | (19,692.10) | (15,653.42) | (15,698.05) |
| (14,759.50) | (14,529.34) | (14,644.94) | (14,644.93) | (14,644.97) | (14,644.93) |
| (9.57) | (9.59) | (9.59) | (9.59) | (9.58) | (9.59) |
| (531.73) | (531.69) | (531.74) | (531.69) | (531.66) | (531.81) |
| (566.31) | (566.27) | (566.22) | (566.32) | (566.19) | (566.31) |
| (1,287.90) | (1,287.85) | (1,287.87) | (943.18) | (943.14) | (943.22) |
| (1,522.18) | (1,522.14) | (1,522.18) | (1,177.48) | (1,177.45) | (1,177.52) |
| 16,273.66 | 16,273.57 | 16,273.66 | 16,273.57 | 16,273.57 | 16,273.66 |
| 4,395.87 | 4,395.85 | 4,395.84 | 4,395.82 | 4,395.76 | 4,395.92 |
| 78,572.31 | 74,515.81 | 74,515.81 | 73,221.21 | 74,111.32 | 74,111.32 |
| 16,727.05 | (41,811.72) | (2,774.28) | 43,555.41 | 184,106.56 | 47,381.63 |
| 4,570.23 | (11,423.97) | (757.99) | 11,900.38 | 50,302.34 | 12,945.80 |

| | | | | | |
|--------------|--------------|--------------|--------------|--------------|--------------|
| - | - | - | - | - | - |
| - | - | - | - | - | - |
| (1,298.67) | (1,298.67) | (1,298.67) | (1,298.67) | (1,298.67) | (1,298.67) |
| - | - | - | - | - | - |
| (1,063.00) | - | - | - | - | - |
| (1,469.00) | - | - | - | - | - |
| - | - | - | - | - | - |
| - | - | - | - | - | - |
| 8,536.22 | 7,950.10 | 8,327.82 | 7,962.51 | 8,427.96 | 8,282.88 |
| (20,598.43) | 36,880.73 | 37,302.95 | 36,532.97 | 36,823.21 | 37,030.96 |
| - | - | - | - | - | - |
| 1,072.97 | 1,072.97 | 1,072.97 | 1,072.97 | 1,072.97 | 1,072.97 |
| - | - | - | - | - | - |
| (24,591.27) | (24,664.53) | (24,729.57) | (24,629.71) | (24,650.49) | (24,735.35) |
| (74,905.25) | (74,905.25) | (74,905.25) | (74,905.25) | (74,905.25) | (74,905.25) |
| 74,905.25 | 74,905.25 | 74,905.25 | 74,905.25 | 74,905.25 | 74,905.25 |
| (380,181.61) | (381,639.83) | (381,938.78) | (525,121.35) | (560,040.50) | (657,086.02) |
| - | - | - | - | - | - |
| (47,526.00) | (27,885.00) | (54,214.00) | (13,985.00) | (130,223.00) | 106,402.00 |
| - | - | - | - | (325,000.00) | - |
| - | - | - | - | - | - |
| - | - | - | - | - | - |
| (70,902.00) | (70,754.35) | (70,748.50) | (70,772.18) | (70,775.41) | (70,542.95) |
| (2,371.00) | (4,766.00) | (2,589.00) | (5,825.00) | (5,022.00) | (5,939.99) |
| 3,542.40 | 2,405.70 | 1,780.00 | 5,554.39 | 3,779.55 | 3,587.64 |
| 20,569.92 | 19,777.92 | 17,797.92 | 20,041.92 | 29,017.92 | 28,885.92 |
| 511.55 | 471.11 | 491.33 | 521.66 | 865.40 | 784.52 |
| 1,972.17 | 1,972.17 | 2,242.17 | 3,052.17 | 3,167.17 | 3,067.17 |
| 1,868.16 | 1,993.56 | 1,997.52 | 2,657.52 | 5,194.56 | 4,930.56 |
| 1,548.45 | 1,004.61 | 932.01 | 1,206.57 | 2,102.85 | 1,710.81 |
| 15,880.39 | 19,736.71 | 15,880.39 | 17,899.05 | 19,736.71 | 15,880.39 |
| 111.53 | 144.00 | 144.00 | 346.53 | 308.00 | 308.00 |
| 278.88 | 253.80 | 292.08 | 269.64 | 336.96 | 325.08 |
| 659.00 | 1,720.90 | 827.00 | 827.00 | 957.00 | 1,027.70 |
| 9,608.10 | 2,330.77 | 2,671.86 | 3,507.52 | 15,183.74 | 3,356.87 |
| 4,593.03 | 2,934.00 | 2,934.00 | 4,302.00 | 4,302.00 | 3,309.53 |
| 9,207.21 | 6,176.00 | 6,176.00 | 6,282.89 | 5,747.00 | 5,747.00 |
| - | - | - | - | 925.00 | - |
| - | - | - | - | - | - |
| - | - | - | - | - | - |
| 1,458.50 | 1,497.36 | 1,467.13 | 2,060.87 | 2,001.30 | 1,821.26 |
| 1,070.39 | 1,099.05 | 1,179.03 | 1,174.15 | 1,142.24 | 1,142.24 |
| 620.33 | 613.94 | 416.37 | 292.80 | 268.64 | 282.26 |
| 539.99 | 631.69 | 401.03 | 327.53 | 335.74 | 328.07 |
| 614.22 | 611.16 | 586.74 | 620.11 | 1,017.68 | 1,017.68 |
| 156.57 | 138.89 | 112.95 | 97.52 | 117.29 | 110.73 |
| 534.39 | 453.08 | 288.53 | 249.26 | 268.27 | 238.87 |
| 3,682.79 | 4,079.02 | 3,930.83 | 3,251.60 | 3,154.61 | 3,139.31 |
| 419.24 | 320.05 | 192.95 | 212.48 | 109.10 | 111.97 |

| | | | | | |
|-----------|-----------|-----------|-----------|-----------|-----------|
| 492.45 | 412.73 | 458.28 | 262.19 | 192.94 | 184.66 |
| 779.12 | 513.28 | 293.41 | 510.25 | 390.16 | 798.20 |
| 436.03 | 402.67 | 396.95 | 291.02 | 296.65 | 253.29 |
| 1,036.02 | 1,000.19 | 759.88 | 542.72 | 620.91 | 660.84 |
| - | - | - | - | - | - |
| 489.89 | 493.41 | 438.84 | 489.88 | 366.26 | 342.75 |
| 265.96 | 220.74 | 176.22 | 121.33 | 108.14 | 97.80 |
| 264.20 | 426.90 | 111.90 | 96.57 | 182.23 | 91.48 |
| 591.50 | 639.03 | 575.41 | 304.90 | 259.78 | 227.42 |
| 1,178.95 | 1,120.98 | 714.66 | 513.80 | 428.48 | 378.83 |
| 1,195.58 | 1,358.71 | 1,347.65 | 913.63 | 881.28 | 959.43 |
| 94.51 | 94.54 | 102.62 | 112.38 | 130.41 | 118.85 |
| 195.89 | 176.24 | 123.58 | 48.15 | 41.28 | 41.20 |
| 302.07 | 346.91 | 316.39 | 354.55 | 405.79 | 349.26 |
| 470.85 | 655.37 | 810.95 | 821.97 | 1,045.15 | 1,017.49 |
| 273.05 | 257.93 | 159.71 | 104.24 | 120.43 | 112.26 |
| 317.49 | 277.67 | 248.38 | 282.56 | 285.95 | 264.22 |
| 913.96 | 791.76 | 528.26 | 469.07 | - | - |
| - | - | - | - | - | - |
| 456.02 | 378.06 | 315.15 | 209.52 | 223.61 | 248.39 |
| 209.16 | 223.22 | 245.63 | 75.20 | 82.35 | 117.26 |
| 382.21 | 368.07 | 306.58 | 276.66 | 249.53 | 237.36 |
| 991.62 | 1,063.10 | 639.68 | 564.48 | 667.84 | 593.21 |
| 2,008.96 | 769.61 | 796.27 | 488.90 | 541.80 | 482.38 |
| - | - | - | - | - | - |
| 456.28 | 450.71 | 310.18 | 460.96 | 506.51 | 470.79 |
| 307.48 | 316.95 | 277.87 | 268.96 | 319.06 | 256.40 |
| 395.11 | 269.57 | 317.69 | 167.02 | 169.79 | 146.16 |
| 902.28 | 804.47 | 1,035.43 | 959.44 | 1,083.46 | - |
| 243.70 | 214.57 | 347.31 | 178.86 | 289.57 | 248.48 |
| 399.39 | 494.45 | 332.93 | 242.62 | 259.79 | 227.85 |
| 382.57 | 372.13 | 210.07 | 137.69 | - | - |
| 248.48 | 223.53 | 193.55 | 109.01 | 87.97 | 72.31 |
| 444.26 | 413.87 | 385.14 | 324.77 | 286.91 | 235.22 |
| 251.87 | 238.41 | 111.77 | 71.54 | 72.04 | 69.29 |
| - | - | - | - | - | - |
| - | - | - | - | - | - |
| - | 427.34 | - | - | 1,122.62 | - |
| 897.93 | 897.93 | 897.93 | 897.93 | 897.93 | 897.93 |
| - | - | - | - | 800.00 | - |
| - | - | - | - | - | - |
| - | - | - | - | - | - |
| 551.72 | 751.53 | 903.06 | - | - | - |
| - | - | - | - | - | - |
| 219.06 | 153.85 | 178.81 | 234.98 | 115.66 | 235.33 |
| 2,590.62 | 11,406.30 | 744.59 | 1,864.45 | 1,555.66 | 5,153.30 |
| 45,007.98 | 42,877.50 | 45,079.46 | 39,471.63 | 40,538.05 | 38,658.46 |
| 3,667.99 | 589.84 | 371.00 | 1,345.14 | (70.26) | 3,375.30 |
| - | - | - | - | - | - |

| | | | | | |
|-----------|-----------|-----------|-----------|-----------|------------|
| - | - | - | - | - | - |
| - | - | - | - | - | - |
| - | - | - | - | - | - |
| - | - | - | - | - | - |
| 78.58 | 428.63 | 175.87 | 63.91 | 668.00 | 408.17 |
| - | - | - | - | - | - |
| 37.47 | 37.47 | 37.47 | - | - | 74.84 |
| - | - | - | - | - | - |
| - | - | - | - | - | - |
| 3,920.00 | 7,840.00 | 3,920.00 | - | - | - |
| 199.48 | 44.32 | 66.48 | 44.64 | 44.76 | 44.76 |
| - | 196.52 | 196.52 | - | 196.52 | - |
| 1,171.97 | 42.98 | - | 1,225.27 | 86.16 | 86.24 |
| 1,438.80 | 3,544.68 | 654.00 | 902.52 | 1,026.78 | 5,271.24 |
| - | - | - | - | - | - |
| - | - | - | - | - | - |
| - | - | - | - | - | - |
| - | - | - | - | 2,472.12 | (2,472.12) |
| 1,874.46 | 2,049.81 | 1,710.46 | 2,120.22 | 2,267.47 | 1,844.81 |
| 3,411.60 | 2,169.00 | 2,290.80 | 1,173.32 | 1,151.80 | 3,734.60 |
| - | - | - | - | - | - |
| 289.65 | 289.65 | 289.65 | 413.49 | 212.80 | 460.64 |
| - | - | - | - | - | - |
| - | - | - | - | - | - |
| - | - | - | - | - | - |
| - | - | - | - | - | - |
| 2,498.66 | 2,484.06 | 1,678.00 | 2,162.20 | 3,050.96 | 3,729.41 |
| 236.15 | 1,325.26 | 2,680.16 | 262.60 | 611.08 | 329.04 |
| 624.00 | 7,005.00 | 426.00 | 435.00 | 1,050.00 | 312.78 |
| 176.88 | - | 202.00 | 382.16 | 57.40 | 287.18 |
| - | - | - | - | - | - |
| - | - | - | - | - | - |
| 18,516.61 | 32,250.25 | 19,776.21 | 10,511.30 | 541.02 | 4,470.58 |
| 8,279.37 | 11,183.95 | 2,829.00 | 3,713.76 | 5,834.03 | 1,532.02 |
| 2,305.56 | 30,696.18 | 14,966.57 | 269.54 | 651.44 | 590.04 |
| - | 90.00 | (90.00) | - | 301.88 | - |
| 4,702.99 | 40,834.08 | 22,837.99 | 21,949.48 | 10,176.08 | 11,968.49 |
| 668.94 | 1,068.98 | 540.12 | 524.57 | 1,087.55 | 1,508.84 |
| 222.26 | - | 2,235.79 | 315.44 | 366.16 | - |
| - | - | - | - | - | - |
| - | - | - | 888.20 | - | 2,795.58 |
| 35.09 | - | - | - | - | 1,500.25 |
| 1,785.11 | 3,961.14 | 4,721.67 | 4,647.22 | 3,911.45 | 4,298.88 |
| 1,765.68 | 2,078.10 | 3,338.83 | 2,994.69 | 2,217.84 | 2,165.90 |
| 1,777.85 | 1,502.69 | 609.93 | 1,890.43 | 1,067.06 | 1,527.97 |
| 1,085.48 | 1,249.45 | 1,158.62 | 2,067.87 | 1,622.63 | 1,793.40 |
| 652.87 | 462.07 | 484.88 | 404.80 | 550.61 | 652.84 |
| 6,193.50 | 4,330.34 | 5,650.42 | 7,208.92 | 5,525.39 | 4,293.70 |
| - | - | - | - | - | - |

| | | | | | |
|------------|------------|------------|------------|------------|------------|
| (555.33) | 7,397.05 | 870.64 | (1,204.00) | 2,089.40 | 2,816.76 |
| 23.52 | 32.64 | 44.37 | 317.44 | 46.80 | 31.27 |
| 593.94 | 534.72 | 557.95 | 488.49 | 602.63 | 542.66 |
| 1,650.50 | 141.00 | 83.00 | 16.00 | 8.00 | 1,538.00 |
| 7,897.17 | 7,966.21 | 14,820.46 | 1,817.31 | 8,197.17 | 7,897.17 |
| 2,035.00 | 2,035.00 | 2,035.00 | 2,035.00 | 2,035.00 | (74.34) |
| 922.50 | 922.50 | 922.50 | 922.50 | 930.83 | 930.83 |
| 769.76 | 1,013.68 | 1,428.54 | 178.56 | 334.08 | 29.28 |
| - | - | 12.65 | - | - | - |
| - | 102.00 | - | - | - | - |
| - | - | - | - | - | - |
| - | - | - | - | - | - |
| 3,353.00 | 3,783.00 | 3,699.00 | 3,455.00 | 5,351.00 | 3,722.00 |
| 114,479.00 | 138,741.00 | 119,178.00 | 120,259.00 | 120,539.00 | 108,433.00 |
| - | - | - | - | - | - |
| - | - | - | - | - | - |

| Change 9 | Change 10 | Change 11 | Change 12 |
|--------------|--------------|--------------|--------------|
| - | - | - | - |
| 288,206.85 | (120,378.43) | 419,087.81 | 284,237.05 |
| (81,770.59) | (93,006.25) | (93,604.57) | (43,887.55) |
| 683.50 | 35,040.84 | 13,210.94 | 51,230.90 |
| 12,107.59 | - | - | 77,290.82 |
| - | - | - | - |
| - | - | - | 25,839.17 |
| - | - | - | - |
| - | - | - | - |
| - | - | - | - |
| - | - | - | - |
| 14,644.97 | 14,644.95 | 14,644.97 | 14,644.95 |
| 9.58 | 9.59 | 9.58 | 9.59 |
| 531.67 | 531.72 | 531.68 | 531.70 |
| 566.24 | 566.30 | 566.20 | 566.28 |
| 943.18 | 943.18 | 943.19 | 943.18 |
| 1,177.52 | 1,177.48 | 1,177.52 | 1,177.48 |
| - | - | - | - |
| - | - | - | - |
| - | 10,000.00 | (830.00) | - |
| (165,355.00) | (94,059.36) | 121,929.72 | (120,431.12) |
| - | - | - | (14,296.00) |
| 741.49 | (6,439.54) | (1,607.08) | 6,823.95 |
| - | - | - | 14,296.00 |
| - | - | - | - |
| (3,171.24) | (1,463.73) | 452.78 | 6,343.95 |
| - | - | - | - |
| 14,056.63 | (7,897.17) | (6,794.17) | (396.53) |
| - | - | - | - |
| (2,447.45) | 2,238.89 | (1,467.11) | - |
| (55,678.90) | - | 115,191.34 | 114,272.85 |
| 36,753.00 | (45,457.00) | (124,231.00) | 27,740.00 |
| - | - | - | - |
| - | (108,520.00) | - | - |
| (1,072.97) | 5,341.87 | 6,907.47 | 5,119.39 |
| - | - | - | - |
| - | - | - | - |
| - | - | - | - |
| - | - | - | - |
| (16,273.57) | (16,273.66) | (16,273.57) | (16,273.57) |
| - | - | - | - |
| - | - | - | - |
| (266.25) | (266.25) | (266.25) | - |
| - | - | - | - |
| - | - | - | - |

| | | | |
|-------------|------------|------------|--------------|
| - | - | - | - |
| - | - | - | - |
| - | - | - | - |
| - | - | - | - |
| - | - | - | - |
| - | - | - | - |
| - | - | - | - |
| - | - | - | - |
| (334.26) | (334.25) | (334.26) | (334.24) |
| (119.92) | (119.91) | (119.92) | (119.91) |
| - | - | - | - |
| (22.66) | (22.66) | (22.66) | (22.66) |
| - | - | - | - |
| - | - | - | - |
| 2,519.70 | 1,047.60 | 831.90 | 309.00 |
| (382.02) | (382.01) | (382.02) | (382.01) |
| (2,395.37) | (2,395.37) | (2,395.37) | (2,395.36) |
| (275.69) | (275.68) | (275.69) | (275.68) |
| - | - | - | - |
| (59.82) | (59.82) | (59.82) | (59.83) |
| (500.25) | (500.25) | (500.25) | (500.25) |
| (11.06) | (11.07) | (11.06) | (11.06) |
| - | - | - | - |
| (28.55) | (28.51) | (28.56) | (28.52) |
| - | - | - | - |
| - | - | - | - |
| - | - | - | - |
| - | - | - | - |
| - | - | - | - |
| (43,845.60) | 35,459.40 | 34,984.20 | (14,263.20) |
| - | - | - | - |
| 4,331.25 | - | - | 4,331.25 |
| 6,577.67 | - | - | 6,635.20 |
| 6,365.00 | - | - | 6,412.00 |
| 18,540.57 | - | - | 18,673.63 |
| 2,970.00 | - | - | 2,979.00 |
| 1,083.15 | - | - | 1,115.50 |
| - | 140,000.00 | - | 3,956.00 |
| 3,942.79 | - | - | 3,969.65 |
| - | - | - | 92,981.16 |
| 15,672.00 | - | - | 21,180.93 |
| 7,920.76 | - | - | 10,740.80 |
| (63,103.85) | - | - | 7,579.28 |
| - | - | - | (370,188.43) |
| - | - | - | (314,068.93) |
| - | - | - | (349,555.21) |
| - | - | - | (105,247.16) |

| | | | |
|--------------|--------------|--------------|--------------|
| 1,449.78 | - | - | 1,449.78 |
| 939.96 | - | - | 939.96 |
| 1,506.27 | - | - | 1,506.27 |
| | (140,000.00) | - | 5,271.93 |
| - | - | - | - |
| - | - | - | - |
| (2,887.50) | 1,443.75 | 1,443.75 | (2,887.50) |
| (4,454.02) | 2,129.83 | 2,136.02 | (4,492.97) |
| (4,300.00) | 2,070.00 | 2,075.00 | (4,332.00) |
| (12,520.35) | 6,034.60 | 6,048.99 | (12,610.20) |
| (1,992.00) | 979.00 | 980.00 | (1,998.00) |
| (761.15) | 325.51 | 329.04 | (782.93) |
| - | - | - | (3,956.00) |
| (2,660.86) | 1,284.83 | 1,287.74 | (2,678.98) |
| 44,487.85 | - | - | (47,730.54) |
| (10,679.05) | 5,174.28 | 5,024.64 | (15,975.88) |
| (5,419.63) | 2,615.06 | 2,519.85 | (8,107.55) |
| | - | - | (7,579.28) |
| | | | - |
| | | | - |
| | | | - |
| (966.52) | 483.26 | 483.26 | (966.52) |
| (626.64) | 313.32 | 313.32 | (626.64) |
| (1,004.18) | 502.09 | 502.09 | (1,004.18) |
| | - | - | (5,271.93) |
| - | - | - | - |
| - | - | - | - |
| 24,406.90 | 22,646.41 | 22,696.42 | 24,569.05 |
| (1,810.39) | - | - | (1,822.42) |
| - | - | - | - |
| 73,076.00 | (59,099.00) | (58,307.00) | 23,772.00 |
| (321,187.49) | 276,217.44 | (122,537.37) | (51,619.98) |
| 477,812.46 | 486,143.54 | (386,192.02) | ##### |
| - | - | - | - |
| 0.51 | (34.78) | 0.49 | (783.50) |
| (2.95) | (1.99) | (1.99) | 3,183.42 |
| (237,145.54) | (171,358.20) | (235,562.94) | ##### |
| (728.84) | (401.61) | (497.04) | 2,803.57 |
| - | - | - | - |
| (2.89) | - | 2.89 | 6.64 |
| 35,532.84 | (59,154.43) | (60,836.92) | 124,473.35 |
| - | - | - | - |
| 39,353.10 | (11,366.26) | (17,572.59) | 28,298.03 |
| (15,497.86) | (131,766.01) | 155,223.04 | (80,852.34) |
| (24,260.07) | 10,038.52 | (33,301.87) | (6,958.07) |
| - | - | - | - |
| - | - | - | - |
| - | - | - | - |
| (9,895.82) | (14,902.25) | (10,948.00) | (546,120.59) |

| | | | |
|-------------|--------------|------------|--------------|
| - | - | (4,928.26) | - |
| - | - | (995.03) | - |
| - | - | - | - |
| - | - | - | - |
| - | - | - | - |
| - | - | - | - |
| - | - | - | - |
| - | - | - | - |
| - | - | - | - |
| - | - | - | - |
| - | - | - | - |
| 15,721.42 | 15,771.00 | 15,858.24 | 20,228.07 |
| - | (128,511.68) | - | (134,382.89) |
| (29,230.40) | 23,639.60 | 23,322.80 | (9,508.80) |
| - | - | - | - |
| - | - | - | - |
| - | - | - | - |
| - | - | - | - |
| - | - | - | - |
| - | - | - | - |
| - | - | - | - |
| - | - | - | - |
| - | - | - | - |
| - | - | - | - |
| - | - | - | - |
| - | - | - | - |
| - | - | - | - |
| - | - | - | - |
| - | - | - | - |
| - | - | - | - |
| - | - | - | - |
| - | - | - | - |
| - | - | - | - |
| - | - | - | (22,000.00) |
| 32,925.09 | - | - | - |
| - | - | - | - |
| - | - | - | - |
| - | 4,388.30 | - | - |
| - | - | - | - |
| - | - | - | - |
| - | 5,769.00 | - | 27,717.43 |
| - | 2,839.32 | - | (5,835.11) |
| - | - | - | - |
| - | - | - | - |
| - | - | - | - |
| - | - | - | (20,968.21) |
| - | 3,059.18 | 1,412.60 | 4,876.06 |
| - | - | - | - |
| - | - | - | - |
| - | - | - | 9,431.62 |

| | | | |
|-------------|-------------|-------------|--------------|
| - | - | - | - |
| - | - | - | - |
| - | - | - | - |
| 1,717.92 | - | - | - |
| - | - | - | - |
| - | - | - | - |
| - | - | - | - |
| - | 171,198.38 | 33,298.10 | 359,220.86 |
| - | 113,658.99 | 36,548.10 | 15,219.72 |
| - | - | - | (2,724.15) |
| - | - | - | - |
| - | - | - | 0.01 |
| - | - | - | - |
| - | - | - | (5,700.41) |
| 1,587.77 | 6,254.66 | 2,232.00 | 7,246.38 |
| - | 9,045.41 | - | 9,011.70 |
| - | - | - | - |
| - | - | - | 533,905.02 |
| - | - | - | - |
| 2,316.36 | - | - | (20,923.58) |
| - | 4,720.68 | 43,169.40 | (45,816.20) |
| 9,895.82 | 14,902.25 | 10,948.00 | 7,227.04 |
| 1,826.12 | 1,999.20 | 2,399.04 | 399.81 |
| (15,334.89) | 2,889.70 | 2,238.07 | 1,818.23 |
| 1,364.10 | 945.20 | 794.75 | 746.83 |
| - | - | - | 12,040.20 |
| - | - | - | - |
| - | - | - | 4,988.53 |
| - | - | - | - |
| - | - | - | - |
| - | - | - | - |
| - | - | - | - |
| - | - | - | - |
| 11,918.64 | 2,232.24 | - | 4,134.10 |
| - | - | - | - |
| - | - | - | - |
| 91,872.15 | 93,006.25 | 93,604.57 | 100,222.17 |
| (15,721.42) | (15,771.00) | (15,858.24) | (20,228.07) |
| (14,644.97) | (14,644.95) | (14,644.97) | (14,644.95) |
| (9.58) | (9.59) | (9.58) | (9.58) |
| (531.67) | (531.72) | (531.68) | (531.70) |
| (566.24) | (566.30) | (566.20) | (566.28) |
| (943.18) | (943.18) | (943.19) | (943.18) |
| (1,177.52) | (1,177.48) | (1,177.52) | (1,177.48) |
| 16,273.57 | 16,273.66 | 16,273.57 | 16,273.57 |
| 4,395.85 | 4,395.78 | 4,395.86 | 4,129.52 |
| 74,192.31 | 59,154.43 | 118,432.58 | 64,193.41 |
| 48,410.61 | (84,632.84) | (31,348.96) | (117,575.20) |
| 13,226.94 | (38,695.74) | (8,565.30) | (38,374.46) |

| | | | |
|--------------|--------------|--------------|--------------|
| - | 88,703.68 | - | 100,636.49 |
| - | 39,808.00 | - | 33,746.40 |
| (1,298.67) | (1,298.67) | (1,298.67) | (1,298.67) |
| - | - | - | - |
| - | - | - | - |
| - | - | - | - |
| - | - | - | - |
| - | - | - | 395.91 |
| 7,916.12 | 8,096.56 | 7,772.46 | 8,293.51 |
| 36,119.60 | 36,405.13 | 35,990.74 | 45,973.91 |
| - | - | - | - |
| 1,072.97 | 1,072.97 | 1,072.97 | 1,072.97 |
| - | - | - | - |
| (24,630.54) | (24,630.94) | (24,814.50) | (24,779.23) |
| (74,905.25) | (74,905.25) | (74,905.25) | (74,905.25) |
| 74,905.25 | 74,905.25 | 74,905.25 | 74,905.25 |
| (532,303.26) | (476,214.98) | (464,856.99) | (379,633.89) |
| - | - | - | - |
| (36,753.00) | 45,457.00 | 124,231.00 | (27,740.00) |
| - | 108,520.00 | - | - |
| - | - | - | - |
| - | - | - | - |
| (72,683.33) | (75,747.27) | (73,495.02) | (73,844.45) |
| (3,515.37) | (3,131.00) | (5,039.00) | (2,854.00) |
| 1,390.46 | 1,844.39 | 91.18 | 364.72 |
| 24,133.92 | 24,661.92 | 17,933.22 | 16,043.22 |
| 764.30 | 612.65 | 443.46 | 443.46 |
| 2,894.67 | 2,894.67 | 2,009.67 | 3,759.67 |
| 4,122.72 | 3,738.60 | 2,460.87 | 2,323.17 |
| 1,574.85 | 1,595.97 | 999.57 | 1,130.52 |
| 19,736.71 | 10,616.29 | 17,304.01 | 41,289.77 |
| 185.03 | 391.00 | 391.00 | (619.97) |
| 288.12 | 302.64 | 295.47 | 313.02 |
| 957.00 | 907.00 | 907.00 | 110.00 |
| 14,051.60 | 2,669.01 | 2,867.98 | 2,421.72 |
| 6,361.78 | 3,441.00 | 3,441.00 | 711.03 |
| 7,883.21 | 5,432.00 | 5,432.00 | 6,994.19 |
| 1,235.00 | - | 200.00 | 670.00 |
| - | - | - | - |
| - | - | - | - |
| 1,920.70 | 1,501.00 | 1,154.80 | 1,479.39 |
| 1,200.22 | 1,258.37 | 946.59 | 1,901.72 |
| 263.97 | 272.93 | 465.12 | 579.64 |
| 332.13 | 330.27 | 382.86 | 608.11 |
| 659.99 | 524.15 | 475.86 | 536.88 |
| 98.96 | 87.51 | 87.51 | 133.24 |
| 239.79 | 251.74 | 231.53 | 401.90 |
| 3,363.77 | 3,359.73 | 3,053.28 | 3,595.02 |
| 198.70 | 118.09 | 355.95 | 273.77 |

| | | | |
|-----------|-----------|-----------|-----------|
| 211.94 | 325.74 | 363.44 | 445.67 |
| (34.09) | 292.43 | 274.77 | 264.86 |
| 267.49 | 269.02 | 280.75 | 346.64 |
| 680.58 | 502.17 | 555.95 | 660.98 |
| - | - | - | - |
| 369.42 | 578.98 | - | 969.95 |
| 95.09 | 96.00 | 94.20 | 221.00 |
| 89.04 | 87.51 | 99.74 | 290.98 |
| 252.02 | 243.84 | 292.34 | 613.31 |
| 417.84 | 468.58 | 652.36 | 701.46 |
| 859.31 | 891.13 | 1,282.65 | 1,401.01 |
| 147.54 | 128.58 | 44.39 | 45.53 |
| 41.20 | 44.25 | 98.00 | 66.26 |
| 371.97 | 299.50 | 301.17 | 341.99 |
| 879.63 | 1,111.63 | 253.82 | 503.74 |
| 102.33 | 96.00 | 100.53 | 162.90 |
| 199.04 | 174.69 | 174.86 | 287.48 |
| 624.31 | 533.09 | 962.52 | - |
| - | - | - | - |
| 251.56 | 215.71 | 312.49 | 296.60 |
| 109.65 | 107.86 | 79.73 | 169.31 |
| 247.15 | 228.35 | 268.39 | 303.58 |
| 580.82 | 438.10 | - | 2,077.45 |
| 479.34 | 550.35 | 713.12 | 1,049.41 |
| - | - | - | - |
| 381.56 | 264.47 | 302.91 | 341.01 |
| 249.59 | 233.95 | 256.26 | 305.63 |
| 167.16 | 152.89 | 200.47 | 307.51 |
| 31.95 | - | 1,051.81 | 957.92 |
| 259.19 | 201.25 | 174.90 | 295.11 |
| 341.11 | 129.99 | 222.33 | 445.78 |
| 270.02 | 276.73 | 319.17 | - |
| 58.64 | 96.00 | 254.97 | 290.70 |
| 285.47 | 247.34 | 306.67 | 345.86 |
| 61.98 | 63.80 | - | 181.05 |
| - | - | - | - |
| - | - | - | - |
| - | - | - | - |
| 897.93 | 897.93 | 897.93 | 897.93 |
| - | - | - | 84.13 |
| - | (588.98) | - | 1,016.65 |
| - | - | - | - |
| - | 701.11 | - | 5,553.75 |
| - | - | - | - |
| 175.55 | 115.82 | 175.80 | 175.80 |
| 1,636.53 | 3,154.19 | 2,100.79 | 6,305.92 |
| 30,925.40 | 23,612.89 | 33,083.05 | 37,846.25 |
| 1,349.96 | 5,198.32 | 1,532.82 | 3,242.29 |
| - | - | - | - |

| | | | |
|-----------|------------|-----------|-----------|
| - | - | - | - |
| - | - | - | - |
| - | - | - | - |
| - | - | - | - |
| 244.16 | 58.71 | 364.64 | 321.51 |
| - | - | - | - |
| 74.84 | 37.42 | 37.42 | 116.70 |
| - | - | - | - |
| - | - | - | - |
| 3,920.00 | - | 3,920.00 | 4,042.62 |
| 89.52 | 67.32 | 22.44 | 314.56 |
| - | - | - | 204.13 |
| 1,170.39 | 606.12 | 43.35 | 86.70 |
| 850.20 | 778.26 | 1,066.02 | 1,079.10 |
| - | - | - | - |
| - | - | - | - |
| - | - | - | - |
| 2,225.05 | 2,197.79 | 1,472.92 | 1,657.54 |
| 2,284.00 | 2,750.80 | 5,778.60 | 1,072.00 |
| - | - | - | - |
| 718.17 | 25.96 | 310.65 | 315.65 |
| - | - | - | - |
| - | - | - | - |
| - | - | - | - |
| - | 990.50 | - | 1,993.00 |
| 1,750.52 | 1,970.55 | 1,534.21 | 1,396.60 |
| 587.22 | 1,602.90 | 3,410.20 | 1,762.52 |
| 3,228.40 | (2,728.00) | 48.00 | - |
| 19.98 | 100.78 | 75.54 | 169.12 |
| - | - | - | - |
| - | - | - | - |
| 16,555.33 | 13,147.65 | 20,345.62 | 40,731.00 |
| 3,997.02 | 4,827.10 | 4,566.76 | 5,567.12 |
| 179.18 | 250.04 | 365.08 | 543.11 |
| 722.34 | 1,149.74 | 652.90 | 241.26 |
| 19,057.57 | (908.64) | 8,129.39 | 21,963.08 |
| 926.77 | 1,158.54 | 822.52 | 766.95 |
| 1,310.50 | 404.78 | 313.35 | 55.56 |
| - | - | - | - |
| 1,117.20 | - | - | - |
| 5,528.68 | 2,917.47 | 667.10 | 166.69 |
| 5,250.28 | 3,390.88 | 4,271.46 | 2,253.60 |
| 3,114.75 | 2,221.48 | 1,346.42 | 1,274.40 |
| 2,381.65 | 786.52 | 1,925.72 | 2,115.63 |
| 1,481.51 | 1,260.77 | 1,499.16 | 1,923.47 |
| 463.60 | 633.49 | 693.28 | 531.97 |
| 8,667.38 | 6,709.41 | 3,678.94 | 5,601.16 |
| - | - | - | - |

| | | | |
|-----------|-----------|------------|------------|
| 78.18 | 8,126.08 | 9,776.25 | (5,356.51) |
| 49.23 | 121.74 | 34.54 | 166.03 |
| 532.97 | 542.65 | 584.83 | 628.73 |
| 585.40 | 341.00 | - | 330.00 |
| 7,897.17 | 8,097.17 | 16,746.83 | 12,593.31 |
| 980.34 | 1,853.00 | - | - |
| 930.83 | 930.83 | 930.83 | - |
| 35.52 | 203.69 | 131.52 | 758.91 |
| - | - | - | 26.65 |
| - | - | - | (255.93) |
| - | - | - | - |
| - | - | - | - |
| 3,397.00 | 3,597.00 | 4,714.00 | 1,264.00 |
| 93,003.00 | 66,000.00 | 108,208.00 | 114,738.00 |
| - | - | - | - |
| - | - | - | - |

'007

2014

| Account | Description | Year To Date 1 | Year To Date 2 |
|---------|--------------------------------|-----------------|-----------------|
| 103000 | PROPERTY HELD FUTURE USE | 10,011.96 | 10,011.96 |
| 105222 | CWIP: CONTRACTOR CLEARING | 825,718.08 | 973,029.16 |
| 108000 | ACCUMULATED DEPRECIATION | (12,021,894.41) | (12,112,241.49) |
| 108001 | ACCUM DEPREC: COST OF REMOVAL | 477,914.99 | 478,673.09 |
| 108002 | ACCUMULATED DEPRECIATION: LOSS | 1,221,320.35 | 1,221,320.35 |
| 108999 | ACCUM DEPREC: ACQUIS ADJUSTMNT | - | - |
| 114100 | AQUISITION ADJ | (8,930,614.01) | (8,930,614.01) |
| 114101 | ACQ ADJ: WESCO | (7,940.20) | (7,940.20) |
| 114102 | ACQUISITION ADJ: CASTLE REACH | (185,750.00) | (185,750.00) |
| 114103 | ACQUISITION ADJ: WHITE ROCK SR | (230,800.00) | (230,800.00) |
| 114104 | ACQUISITION ADJ: LAMPLIGHTER | (276,666.67) | (276,666.67) |
| 114105 | ACQUISITION ADJ: FLETCHERS | (331,666.66) | (331,666.66) |
| 115100 | ACCUM AMORT OF ACQ ADJUSTMENT | 3,022,947.08 | 3,037,706.58 |
| 115101 | ACCUM AMORT OF ACQ ADJ:WESCO | 2,364.59 | 2,374.18 |
| 115102 | ACCUM AMORT ACQ ADJ:CASTLE REA | 69,625.45 | 70,157.17 |
| 115103 | ACCUM AMORT ACQ ADJ:WHITE ROCK | 82,453.41 | 83,019.67 |
| 115104 | ACCUM AMORT ACQ ADJ:LAMPLIGHTR | 107,953.43 | 109,241.29 |
| 115105 | ACCUM AMORT ACQ ADJ:FLETCHERS | 128,479.95 | 130,002.11 |
| 131120 | CASH: BANK OF AMERICA OPERATNG | - | - |
| 131125 | CASH-RBS CITIZENS BANK | - | - |
| 133100 | OTHER SPECIAL DEPOSITS | 30,000.00 | 30,000.00 |
| 141000 | A/R: BILLED WATER REVENUE | 353,878.31 | 466,479.11 |
| 141400 | A/R: MISCELLANEOUS | 14,296.00 | 14,296.00 |
| 143901 | ALLOWANCE FOR DOUBTFUL ACCTS | (8,200.79) | (4,978.71) |
| 143902 | ALLOW DOUBTFUL ACCT: NON-WATER | (14,296.00) | (14,296.00) |
| 151000 | INVENTORY | - | - |
| 151101 | INVENTORY: METERS - PEU | 24,558.48 | 26,529.57 |
| 151400 | INVENTORY: CHEMICALS | - | - |
| 162100 | PREPAID INSURANCE | 12,784.79 | 14,090.02 |
| 162300 | PREPAID PROPERTY TAXES | - | - |
| 162700 | PREPAID EXPENSES | 14,045.23 | 10,551.45 |
| 163310 | PREPAID PROPERTY TAXES | 120,099.80 | 60,058.90 |
| 173150 | A/R: UNBILLED WATER REVENUE | 495,075.00 | 387,142.00 |
| 173153 | AR UNBIL REV:CAP RECOV RECOUP | - | - |
| 173200 | A/R:UNBILLED WATER REV-RECOUP | - | - |
| 181000 | UNAMORTIZED DEBT EXPENSE | 183,498.59 | 187,561.62 |
| 182200 | ABANDONED 8" MAIN -RANGE RD | - | - |
| 182400 | ABAND PUMP STA: SPRINGWOOD HLS | - | - |
| 184100 | CLEARING ACCOUNT | - | - |
| 186000 | PHASE II & V WAIVER - NC | - | - |
| 186100 | ACQUISITION PREMIUM - MARA | 8,569,244.44 | 8,552,970.87 |
| 186130 | SERGEANT WOODS-NEWTON, NH | - | - |
| 186195 | SPRUCE POND-WINDHAM NH-ACQUIST | - | - |
| 186200 | CLEAN/DISPOSE OF TANK SLUDGE | 2,662.50 | 2,396.25 |
| 186205 | PELHAM WATER SUPPLY STUDY | - | - |
| 186210 | LAKES REGION WATER CO-ACQUISIT | - | - |
| 186215 | WINNISQUAM VILLAGE CONDO'S | - | - |

| | | | |
|--------|------------------------------------|-----------------|-----------------|
| 186220 | DANIELS LAKE ACQ - WEARE, NH | - | - |
| 186230 | FREEDOM VILLAGE ACQUISITION | - | - |
| 186240 | SARBANES-OXLEY | - | - |
| 186250 | BIRCH HILL GIARDIA SUIT | - | - |
| 186260 | NORTH CONWAY LAND SALE | - | - |
| 186270 | LONDONDRY VULNERABILITY STUDY | - | - |
| 186280 | LITCHFIELD VULNERABILITY STUDY | - | - |
| 186285 | GRANT AVAILABILITY STUDY - NC | - | - |
| 186300 | WINDHAM WATER SUPPLY STUDY | 7,353.70 | 7,019.43 |
| 186310 | W&E WATER SYSTEM SUPPLY STUDY | 5,515.96 | 5,396.05 |
| 186325 | BEAVER HOLLOW TANK CLEANING | - | - |
| 186360 | W&E WATER SUPPLY STUDY | 3,218.62 | 3,195.95 |
| 186380 | RATE CASE EXPENSE: 2007 | - | - |
| 186400 | RATE CASE EXP: NORTH COUNTRY | - | - |
| 186410 | RATE CASE EXPENSE: 2012 | 53,494.85 | 53,494.85 |
| 186420 | LOCKE LAKE LEAK DETECTION | 17,190.31 | 16,808.29 |
| 186500 | MANCHESTER SRCE DEV CHARGE:LY | 402,517.16 | 400,121.78 |
| 186510 | MSCD: MAPLE HILLS - DERRY | 46,315.28 | 46,039.59 |
| 186675 | WEB SITE UPGRADE 2006 | - | - |
| 186680 | WEB-SITE UPGRADE 2011 | 2,093.89 | 2,034.06 |
| 186700 | N CONWAY WATER INTERCONNECT | 83,581.29 | 83,069.97 |
| 186701 | N CONWAY WATER PREC-BUY IN FEE | 2,320.00 | 2,320.00 |
| 186710 | SKYVIEW ESTATES - PELHAM | 3,308.80 | 3,308.80 |
| 186720 | BOW HIGHLANDS, BOW NH-ACQUISIT | 4,422.53 | 4,394.00 |
| 186730 | CO-BANK DEFERRED PATRONAGE | 39,532.57 | 39,532.57 |
| 186750 | NORTHERN SHORES ACQUIST-TILTON | - | - |
| 188100 | ACQUISITION PREMIUM - MARA | - | - |
| 201100 | COMMON STOCK | (100.00) | (100.00) |
| 211000 | ADDITIONAL PAID IN CAPITAL | (15,152,157.65) | (15,152,157.65) |
| 215500 | RETAINED EARNINGS BEG - PEU | 137,658.05 | 137,658.05 |
| 219000 | OTHER COMPREHENSIVE INCOME | 293,399.40 | 304,078.80 |
| 221000 | LONG TERM DEBT: BONDS & NOTES | - | - |
| 221002 | LTD - SRF LOAN: GREEN HILLS | (172,287.50) | (172,287.50) |
| 221003 | LTD-SRF LOAN PELHAM TANK PROJ | (383,725.06) | (383,725.06) |
| 221004 | LTD-SRF LOAN: MAPLE HILLS | (488,024.00) | (488,024.00) |
| 221005 | LTD - SRF LOAN/BIRCH HILL | (1,585,465.55) | (1,585,465.55) |
| 221006 | LTD - SRF LOAN/LOCKE LAKE-2007 | (173,700.38) | (173,700.38) |
| 221007 | LTD - SRF LOAN/LOCKE LAKE 2011 | (174,403.66) | (174,403.66) |
| 221008 | LTD/SRF LOAN: LIBERTY TREE | (273,861.05) | (273,861.05) |
| 221009 | LTD/SRF LOAN: LOCKE LAKE 2012 | (386,054.29) | (386,054.29) |
| 221010 | LTD: COBANK 4.5M LOAN | (3,709,039.77) | (3,709,039.77) |
| 221011 | LTD: COBANK 1.7M LOAN (T4) | (1,638,676.20) | (1,638,676.20) |
| 221012 | LTD: COBANK 925K LOAN (T3) | (882,649.64) | (882,649.64) |
| 221013 | LTD: LOCKE LAKE 2012-PHASE2 | (214,295.75) | (214,295.75) |
| 221014 | LTD: LOCKE LAKE-WINWOOD & MONROE | | |
| 221015 | LTD: SRF LOAN/HICKORY & AVERY | | |
| 221016 | LTD: SRF LOAN/W&E MAIN REPLACEMENT | | |
| 221017 | LTD: SRF LOAN-HARDWOOD TREATMENT | | |
| 221052 | FORGIVABLE DEBT: LTD-GREENHILL | (56,578.46) | (56,578.46) |

| | | | |
|--------|--------------------------------------|----------------|----------------|
| 221056 | FORGIVAB DEBT:LTD LOCKELK 2007 | (57,650.88) | (57,650.88) |
| 221057 | FORGIVABLE DEBT:LOCKE LKE 2011 | (110,460.29) | (110,460.29) |
| 221058 | FORGIVABLE DEBT:LIBERTY TREE | | |
| 221059 | FORGIVABLE LTD:LOCKE LAKE 2012 | - | - |
| 221100 | CURRENT PORTION LONG TERM DEBT | - | - |
| 221102 | CURR PORTION LTD:GREEN HILLS | (15,881.25) | (14,437.50) |
| 221103 | CURR PORTION LTD:PELHAM TANK | (23,006.66) | (20,925.72) |
| 221104 | CURR PORTION LTD:MAPLE HILLS | (22,425.00) | (20,395.00) |
| 221105 | CURRENT PORTION LTD:BIRCH HILL | (65,397.61) | (59,477.01) |
| 221106 | CURR PORT LTD:LOCKE LAKE 2007 | (10,692.00) | (9,722.00) |
| 221107 | CURR PORT LTD:LOCKE LAKE 2011 | (3,339.78) | (3,042.19) |
| 221108 | CURR PORTION LTD:LIBERTY TREE | - | - |
| 221109 | CURR PORT LTD:LOCKE LAKE 2012 | (11,430.72) | (10,168.95) |
| 221110 | CURR PORT LTD:COBANK 4.5M LOAN | (176,719.89) | (176,719.89) |
| 221111 | CURR PORT LTD:COBANK 1.7M (T4) | (50,206.77) | (45,324.03) |
| 221112 | CURR PORT LTD:COBANK 925K (T3) | (25,223.90) | (22,787.85) |
| 221113 | CURR PORT LTD:LOCKE LAKE DAM SITE 2 | | |
| 221114 | CURR PORT LTD:LOCKE LAKE W&M | | |
| 221115 | CURR PORT LTD:HICKORY & AVERY | | |
| 221116 | CURR PORT LTD:W&E MAIN REPLACEMENT | | |
| 221117 | CURR PORT LTD:HARDWOOD TREATMENT | | |
| 221152 | FORGIVABLE DEBT:STD GREENHILLS | (5,315.86) | (4,832.60) |
| 221156 | FORGIVAB DEBT:STD LOCKLKE 2007 | (3,446.52) | (3,133.20) |
| 221157 | FORGIVABLE STD:LOCKE LAKE 2011 | (5,522.99) | (5,020.90) |
| 221158 | FORGIVABLE STD:LOCKE LAKE DAM SITE 2 | | |
| 221159 | FORGIVABLE STD:LOCKE LAKE 2012 | - | - |
| 222000 | ACCOUNTS PAYABLE | - | - |
| 223202 | NOTE PAYABLE: PCP-2013 3M LOAN | (2,554,673.28) | (2,532,423.01) |
| 223212 | CURR PORT LTD: 3M PCP NP | (269,080.51) | (269,080.51) |
| 223800 | INTERCO LOAN NC-INTEGRATED | - | - |
| 224100 | OTHER LIABILITY: DERIVATIVE | (488,999.00) | (506,798.00) |
| 231000 | ACCOUNTS PAYABLE | (47,649.76) | (55,875.65) |
| 233300 | INTERCO PAY/REC: PEU/PCP | (2,177,238.41) | (2,026,775.95) |
| 233400 | INTERCO PAY/REC: PEU/TSC | - | - |
| 233500 | INTERCO PAY/REC: PEU/PWS | - | 798.25 |
| 233600 | INTERCO PAY/REC: PEU/PAC | (688.62) | (1,360.96) |
| 233700 | INTERCO PAY/REC: PEU/PWW | (237,220.26) | (442,438.18) |
| 233800 | AP INTERCO PAY/REC: PEU/PAC | | |
| 233750 | INTERCO LOAN PWW/PEU: RSF | - | - |
| 235250 | HARDSHIP CASES: CREDITS | (1.87) | (1.87) |
| 236115 | LOCAL PROPERTY TAXES PAYABLE | (18,513.42) | (37,026.84) |
| 236116 | PUBLIC UTILITY TAX PAYABLE | - | - |
| 237110 | ACCRUED INTEREST LTD | (39,818.24) | (57,800.68) |
| 241300 | MISC CURRENT ACCRUED LIABILITY | (113,927.92) | (135,323.79) |
| 241350 | ACCRUED LIABILITY - RETAINAGE | (43,886.43) | (43,886.43) |
| 247500 | INTEREST - OTHER | - | - |
| 253000 | DEFERRED GAIN-GREEN HILLS SRF | - | - |
| 253001 | DEFERRED GAIN-LOCKE LAKE SRF | - | - |
| 271200 | CONTRIBUTIONS IN AID OF CONST | (4,299,147.90) | (4,309,283.68) |

| | | | |
|--------|--------------------------------|----------------|----------------|
| 271204 | CIAC: MAPLE HILLS GRANT | (23,247.17) | (23,247.17) |
| 271205 | CIAC: MAPLE HILLS GRANT | (23,247.17) | (23,247.17) |
| 271206 | CIAC: LOCKE LAKE GRANT | (4,249.51) | (4,249.51) |
| 271250 | CIAC: LONDONDERRY/MWW CONN | (603,000.00) | (603,000.00) |
| 271300 | CIAC: SEASON LANE, LONDONDERRY | (15,400.00) | (15,400.00) |
| 271302 | CIAC: PELHAM | (84,300.00) | (84,300.00) |
| 271303 | CIAC: LITCHFIELD | (150,367.50) | (150,367.50) |
| 271304 | CIAC: BOW | (19,200.00) | (19,200.00) |
| 271305 | CIAC: LAKEVIEW FARMS - WINDHAM | (46,000.00) | (46,000.00) |
| 271325 | CIAC: MEADOWBROOK PUMP STATION | (18,900.00) | (18,900.00) |
| 271350 | CIAC: OAKWOOD | (36,000.00) | (36,000.00) |
| 271360 | CIAC: SMYTHE WOODS-HOOKSETT | (20,690.39) | (20,690.39) |
| 271370 | CIAC: W&E | (32,805.00) | (32,805.00) |
| 271380 | CIAC: FLETCHERS CORNER:ARSENIC | (68,650.00) | (68,650.00) |
| 271400 | CONTR IN AID OF CONST-DEV INST | (4,536,626.39) | (4,536,626.39) |
| 272101 | RESERVE FOR AMORT OF CIAC:PEU | 1,607,931.18 | 1,623,521.47 |
| 282200 | DEFERRED INCOME TAXES | (3,998,204.07) | (3,998,204.07) |
| 282201 | DEFERRED INCOME TAX - SWAP | 195,599.60 | 202,719.20 |
| 301000 | ORGANIZATION EXPENSE | 386,400.05 | 386,400.05 |
| 301260 | ORGANIZATION EXP: THURSTON WDS | - | - |
| 301270 | ORGANIZATION EXP: LAMPLIGHTER | - | - |
| 301740 | ORGANIZATION EXP: FLETCHERS | - | - |
| 302100 | FRANCHISES & CONSENTS | 450.00 | 1,050.00 |
| 302230 | FRANCHISE FEES: CASTLE REACH | 48,432.05 | 48,432.05 |
| 302420 | FRANCHISE FEES: WHITE ROCK | - | - |
| 302730 | FRANCHISE FEES: WESCO | - | - |
| 303100 | LAND | 508,169.63 | 508,169.63 |
| 303240 | EASEMENTS | 443,891.58 | 443,891.58 |
| 303250 | EASEMENT - GAGE HILL | - | - |
| 303260 | EASEMENTS: OAKWOOD | - | - |
| 303270 | EASEMENTS: GILCREAST RD | - | - |
| 303500 | DISTRIB RESER & STANDPIPE LAND | - | - |
| 303600 | DISTRIB SYS LAND & RIGHTS/WAY | - | - |
| 304000 | STRUCTURES AND IMPROVEMENTS | - | - |
| 304100 | SOURCE OF SUPPLY STRUCTURES | 3,708,171.84 | 3,704,811.84 |
| 304200 | POWER & PUMPING STRUCTURES | 1,675,550.95 | 1,675,550.95 |
| 304210 | STRUCTURES & IMPROVE: ROOFING | 5,650.66 | 5,650.66 |
| 304500 | DISTRIBUTION RESERVOIRS | - | - |
| 304550 | BOOSTER STATIONS | 818,671.56 | 818,671.56 |
| 304800 | WTP - STRUCTURES | 51,800.53 | 51,800.53 |
| 304999 | BUILDINGS/ACQUISITION ADJUSTMT | - | - |
| 307100 | WELLS & SPRINGS | 1,922,902.07 | 1,922,902.07 |
| 307210 | WELL PUMPING & PIPING | 157,891.36 | 157,891.36 |
| 309200 | SUPPLY MAINS:S/S PUMPING PLANT | 480,757.72 | 480,757.72 |
| 310000 | POWER GENERATION EQUIPMENT | 654,992.87 | 658,352.87 |
| 311200 | ELECTRIC PUMPING EQUIPMENT | 1,420,828.21 | 1,420,828.21 |
| 311210 | PUMPING EQUIPMENT: PUMPS | 157,197.22 | 160,623.52 |
| 311220 | PUMPING EQUIPMENT: METERS | 18,636.91 | 18,636.91 |
| 311600 | OTHER POWER PUMPING EQUIPMENT | 4,175.71 | 4,175.71 |

| | | | |
|--------|--------------------------------|---------------|---------------|
| 320000 | PURIFICATION SYSTEM EQUIPMENT | 743,873.98 | 743,873.98 |
| 320100 | OTHER PRODUCTION EQUIPMENT | 19,382.52 | 19,382.52 |
| 320200 | WATER TREATMENT EQUIPMENT | 400,735.07 | 400,735.07 |
| 320310 | WTP EQUIPMENT-FILTER MEDIA | 17,123.56 | 17,123.56 |
| 330000 | DISTRIBUTION RES & STANDPIPES | 1,769,825.80 | 1,769,825.80 |
| 331001 | PAVEMENTS - TRANS MAINS | 877.10 | 877.10 |
| 331002 | PAVEMENTS - DIST MAINS | 741,918.79 | 741,918.79 |
| 331003 | PAVEMENTS-GATE VALVES | 5,826.93 | 5,826.93 |
| 331100 | MAINS: 6" & LARGER | 10,919,606.81 | 10,919,606.81 |
| 331101 | MAINS: 4" & UNDER | 1,486,057.50 | 1,486,057.50 |
| 331102 | MAINS: UNKNOWN SIZE | 5,192,590.09 | 5,192,590.09 |
| 331150 | MAINS: CIAC - 6" & LARGER | 5,305,694.92 | 5,305,694.92 |
| 331151 | MAINS: CIAC - 4" & UNDER | 865,893.03 | 865,893.03 |
| 331152 | MAINS: CIAC - UNKNOWN SIZE | 622,095.25 | 622,095.25 |
| 331200 | DISTRIBUTION MAINS - NEW | 54,173.20 | 54,173.20 |
| 331250 | GATES: 4" & UNDER | 280,981.62 | 280,981.62 |
| 331251 | GATES: 6" & LARGER | 59,091.74 | 59,091.74 |
| 331252 | GATES: UNKNOWN SIZE | 149,726.91 | 149,726.91 |
| 331300 | DIST MAINS: DEVELOPER INSTALL | 298,437.22 | 298,437.22 |
| 333004 | PAVEMENTS: SERVICES | 72,004.92 | 72,004.92 |
| 333100 | NEW SERVICES | 2,000,575.99 | 2,000,575.99 |
| 333200 | RENEWED SERVICES | 743,480.29 | 743,480.29 |
| 333230 | DEV INSTALLED SERVICES: CIAC | 812,265.81 | 822,401.59 |
| 333250 | DEV INSTALLED SERVICES: PAID | 903,449.55 | 904,095.22 |
| 334000 | METERING EQUIPMENT | 915,078.47 | 924,489.90 |
| 334100 | RADIOS FOR METERING | 679,720.60 | 680,684.82 |
| 335000 | FIRE PROT EQUIP: HYDRANTS | 460,105.54 | 460,105.54 |
| 335005 | HYDRANTS - PAVING | 4,605.74 | 4,605.74 |
| 335100 | HYDRANTS: CIAC | 521,666.71 | 521,666.71 |
| 339000 | OTHER TRANS/DIST EQUIPMENT | 89,767.42 | 89,767.42 |
| 340100 | OFFICE FURNITURE/EQUIPMENT | 2,688.66 | 2,688.66 |
| 343000 | SHOP EQUIPMENT | 90,722.67 | 90,722.67 |
| 344000 | LAB EQUIPMENT | 9,592.29 | 9,592.29 |
| 345500 | POWER OPERATED EQUIP -GEN PLNT | - | - |
| 346000 | COMMUNICATION EQUIPMENT | 409,018.36 | 409,018.36 |
| 347110 | COMPUTER EQUIPMENT | 35,182.48 | 35,182.48 |
| 348000 | MISCELLANEOUS GENERAL EQUIP | 368.00 | 368.00 |
| 403000 | DEPRECIATION EXPENSE | 90,271.23 | 180,618.31 |
| 405300 | AMORTIZATION EXPENSE: CIAC | (15,580.72) | (31,171.01) |
| 406100 | AMORT OF ACQUISTION ADJUSTMENT | (14,623.39) | (29,382.89) |
| 406101 | AMORT OF WESCO ACQ ADJ | (9.59) | (19.18) |
| 406102 | AMORT OF CASTLE REACH ACQ ADJ | (531.73) | (1,063.45) |
| 406103 | AMORT OF WHITE ROCK ACQ ADJ | (566.29) | (1,132.55) |
| 406104 | AMORT OF LAMPLIGHTER ACQ ADJ | (1,287.87) | (2,575.73) |
| 406105 | AMORT FLETCHERS CORNER ACQ ADJ | (1,522.15) | (3,044.31) |
| 407100 | AMORT: ACQUISITION PREMIUM | 16,124.76 | 32,398.33 |
| 407320 | AMORT EXP - DEFERRED CHARGES | 4,395.85 | 8,791.72 |
| 408110 | LOCAL PROPERTY TAXES | 78,554.32 | 157,108.64 |
| 409102 | PROV/FED INC TAX/CURRENT | 2,695.98 | (8,399.88) |

| | | | |
|--------|---------------------------------|--------------|--------------|
| 409113 | PROVS FOR NH BUS PRFTS TAX CUR | 736.61 | (2,295.05) |
| 410102 | PROV FEDL INCOME TAX DEFERRED | - | - |
| 410113 | PROV NH INCOME TAX DEFERRED | - | - |
| 414000 | GAIN FROM FORGIVENESS SRF DEBT | (1,298.67) | (2,597.34) |
| 419000 | INTEREST INCOME | - | - |
| 420000 | AFUDC-INTEREST(DEBT) COMPONENT | (992.00) | (2,049.00) |
| 420100 | AFUDC - EQUITY COMPONENT | (1,370.00) | (2,830.00) |
| 421000 | MISC NON-UTILITY INCOME | - | - |
| 426001 | MISCELLANEOUS NON-UTILITY EXP | - | - |
| 427115 | INTERCOMPANY INTEREST | 7,707.79 | 14,813.89 |
| 427300 | INTEREST EXP: BONDS & NOTES | 37,934.57 | 73,880.49 |
| 427500 | INTEREST - OTHER | - | - |
| 428000 | AMORTIZATION OF DEBT EXPENSE | 1,572.97 | 2,645.94 |
| 438000 | DIVIDENDS: COMMON STOCK | - | - |
| 460100 | WATER SLS:BILLED CAP REC SURCG | (24,589.11) | (49,290.06) |
| 460200 | CBFRR REVENUES | (74,905.25) | (149,810.50) |
| 460998 | CBFRR REVENUES - CONTRA | 74,905.25 | 149,810.50 |
| 461000 | WATER SALES: BILLED REVENUE | (390,807.32) | (836,788.34) |
| 461001 | WATER SALES BILLED RECOUPMENT | - | - |
| 461100 | WATER SALES: UNBILLED REVENUE | (42,904.00) | 65,029.00 |
| 461200 | WATER SALES-UNBILLED RECOUPMNT | - | - |
| 461300 | WATER SLS:UNBIL CAP REC RECOUP | - | - |
| 461400 | WATER SLS:BILLED CAP REC RECOUP | - | - |
| 462000 | FIRE PROTECTION REVENUE | (70,666.54) | (141,337.51) |
| 471300 | MISC OPERATING REVENUE | (950.00) | (3,417.00) |
| 601100 | OTHER PRODUCTION LABOR | 3,141.46 | 5,266.49 |
| 602200 | PURCH WATER: COHAS | 20,173.92 | 40,347.84 |
| 602205 | PURCH WATER: SMYTHE WOODS | 511.55 | 1,002.88 |
| 602300 | PURCHASED WATER: BIRCH HILL | 4,142.17 | 5,171.84 |
| 602450 | PURCH WATER: BROOK PARK | 1,870.80 | 3,728.40 |
| 602500 | PURCH WATER: SPRINGWOOD | 1,580.13 | 3,114.06 |
| 602600 | PURCH WATER: HUDSON | 15,880.39 | 31,760.78 |
| 602650 | PURCH WATER: SOUTH RD: LY | 146.00 | 292.00 |
| 602700 | PURCH WATER: PINE CREEK-LITCH | 280.20 | 534.00 |
| 602730 | PURCH WATER: WESCO | 659.00 | 1,454.70 |
| 602815 | PURCH WATER: GREENHILLS | 3,228.97 | 7,879.14 |
| 602860 | PURCH WATER: SETTLERS LN(OKWD) | 1,867.00 | 3,734.00 |
| 602880 | PURCHASED WATER: MAPLE HILLS | 4,971.00 | 9,942.00 |
| 602900 | PURCH WATER: FRANCOUER TRUCKIN | - | - |
| 610200 | SALARIES - WTP | - | - |
| 610201 | BENEFITS - WTP | - | - |
| 623201 | COHAS PUMP STAT: LY - POWER | 1,561.91 | 3,258.73 |
| 623211 | W&E PUMP STATION: WM - POWER | 1,422.14 | 2,837.53 |
| 623220 | STONE SLED BOOST: BOW - POWER | 638.07 | 1,300.15 |
| 623225 | STONE RDG BOOSTER:EXETER-POWER | 560.05 | 1,149.54 |
| 623231 | CASTLE REACH PUMP ST:WM -POWER | 727.94 | 1,345.17 |
| 623241 | FOREST HILLS PUMP ST: LY-POWER | 151.37 | 311.48 |
| 623245 | DANIELS LAKE: POWER | 405.11 | 951.30 |
| 623250 | POWER PURCHASED: LOCKE LAKE | 3,932.35 | 7,602.14 |

| | | | |
|--------|--------------------------------|-----------|-----------|
| 623251 | POWER PURCHASED: BIRCH HILL | 468.42 | 937.92 |
| 623252 | POWER PURCHASED: MIDDLETON | 391.58 | 926.84 |
| 623261 | LAMPLIGHTER PUMP ST: WM -POWER | 850.09 | 1,616.61 |
| 623271 | THURSTON WOODS PUMP ST:LEE-PWR | 452.63 | 928.12 |
| 623281 | FLETCHERS CORNER ST: WM-POWER | 739.64 | 1,687.39 |
| 623290 | CHESTERBROOK PUMP STAT: POWER | - | - |
| 623301 | GOLDENBROOK PUMP ST: WM -POWER | 544.83 | 1,100.84 |
| 623321 | SHAKER HGHTS PUMP STAT: POWER | 275.18 | 572.33 |
| 623351 | BEAVER HOLLOW PUMP ST: SN-PWR | 360.65 | 690.57 |
| 623376 | CLEARWATER EST: RAYMOND: POWER | 675.42 | 1,337.74 |
| 623401 | HARDWOOD PUMP ST: WM - POWER | 730.78 | 1,685.11 |
| 623421 | WHITE ROCK PUMP ST:BOW - POWER | 1,347.45 | 2,742.57 |
| 623441 | ROLLING HILLS PUMP ST:PW -PWR | 106.61 | 206.42 |
| 623471 | GILCREAST BOOSTER STAT:LY-PWR | 150.21 | 330.39 |
| 623501 | SPRINGWOOD HLS PUMP ST:WM -PWR | 391.99 | 750.03 |
| 623551 | DARRAH BOOSTER STAT: LY- POWER | 698.54 | 1,218.51 |
| 623621 | COLONIAL DR BOOSTER ST:LF-PWR | 202.31 | 483.78 |
| 623651 | SOUTH RD BOOSTER STAT: LY -PWR | 349.60 | 696.72 |
| 623671 | MEADOWVIEW PUMP STAT: PM - PWR | 947.76 | 1,975.49 |
| 623701 | NESENKEAG PUMP STAT: LY -POWER | - | - |
| 623731 | WESCO BOOSTER STAT: HT - POWER | 418.52 | 885.15 |
| 623751 | ATKINSON PUMP STAT: AN - POWER | 197.54 | 448.00 |
| 623801 | W&E BOOSTER STATION: WM -POWER | 366.06 | 754.83 |
| 623805 | SPRUCE POND PUMP STA: WM - PWR | 1,031.94 | 2,048.31 |
| 623811 | LIBERTY TREE PUMP ST: RD-POWER | 506.97 | 1,002.07 |
| 623816 | GREEN HILLS PUMP ST: RD -POWER | - | - |
| 623841 | MINISTERIAL HEIGHTS PS:LY -PWR | 575.91 | 1,173.55 |
| 623851 | PINE HAVEN PUMP ST: LY - POWER | 317.42 | 639.06 |
| 623882 | HARVEST VIL PUMP ST: LY -POWER | 327.31 | 593.20 |
| 623961 | WILLIAMSBURG PUMP ST: PM-POWER | 3,308.41 | 1,702.98 |
| 623971 | AVERY PUMP ST: LY - POWER | 293.19 | 534.67 |
| 623981 | MAPLE HILLS PUMP ST: DY -POWER | 529.98 | 1,140.09 |
| 623991 | GAGE HILL PUMP ST: PM - POWER | 559.74 | 1,049.65 |
| 623993 | NORTHERN SHORES-TILTON: POWER | 237.68 | 530.82 |
| 623994 | WINNISQUAM VILLAGE: POWER | 427.16 | 876.61 |
| 623996 | EAST DERRY PUMP ST: DY - POWER | 280.73 | 597.00 |
| 623999 | POWER PURCHASED: CONSULTING | - | - |
| 624100 | OPER LABOR: TREATMENT PLANT | - | - |
| 626100 | OPER EXP T PLANT: MAT & EXP | - | - |
| 626120 | OP EXP-SCADA&ALARM MSTR DIALER | 855.17 | 1,710.34 |
| 631100 | MAINT OF STRUCT:BOOSTER STAT | 476.57 | 476.57 |
| 631500 | MAINT STRUCT: SOURCE/SUPPLY | - | 588.98 |
| 633100 | MAINT PUMP EQUIP: LABOR | - | - |
| 633105 | MAINT PUMP EQUIP: MAT & EXP | 810.68 | 2,471.00 |
| 633140 | MAIN OF STRUCT:BOOSTER STATION | - | - |
| 633150 | MAINT BOOST ST: PHONE | 257.48 | 515.23 |
| 633155 | MAINT BOOST ST:GAS/OIL/PROPANE | 2,372.44 | 8,755.53 |
| 633199 | BOOSTER STATION GENERAL MAINT | 38,101.40 | 74,399.44 |
| 633210 | W&E PUMP STA: WM | 2,908.41 | 3,865.52 |

| | | | |
|--------|--------------------------------|-----------|-----------|
| 633212 | W&E PUMP STA: WM - CHEMICALS | - | - |
| 633214 | W&E PUMP STA: WM - PROPANE | - | - |
| 633400 | HARDWOOD PUMP STA: WM | - | - |
| 633881 | HARVEST VLGE PUMP STA: LY | - | - |
| 633973 | AVERY PUMP STA: LY - TELEPHONE | - | - |
| 641110 | CHLORINE: | 93.50 | 384.83 |
| 641120 | FERRIC CHLORIDE | - | - |
| 641160 | CORROSION INHIBITOR | 74.94 | 187.35 |
| 641170 | MISC TREATMENT CHEMICALS | - | - |
| 641180 | CARBON DIOXIDE | - | - |
| 641190 | ARSENIC MEDIA REPLACEMENT | 3,920.00 | 3,920.00 |
| 641201 | POLYPHOSPHATE | 152.35 | 240.28 |
| 641203 | POT PERM | - | - |
| 641205 | SODIUM HYDROXIDE | 83.96 | 217.27 |
| 641206 | SALT | 1,160.42 | 1,911.92 |
| 641210 | SODIUM HEXAMETAPHOSPHATE | - | - |
| 641212 | POT ASH | - | - |
| 641213 | SODA ASH | - | - |
| 641214 | W&E CHEMICALS | - | - |
| 642200 | LABORATORY EXPENSE | 1,737.08 | 3,529.92 |
| 642205 | LAB EXPENSE: OUTSIDE TESTING | 1,438.80 | 3,240.80 |
| 652201 | MAINT PROC EQ:TP SLUDGE REMOVE | - | - |
| 652220 | MAINT PROC EQUIP:SCADA & OTHER | 1,653.42 | 1,933.12 |
| 660000 | SUPERINTENDENCE: OPERATIONS | - | - |
| 660001 | BENEFITS: OPERATIONS MANAGER | - | - |
| 662003 | MISC GENERAL EXP: OPERATIONS | - | - |
| 662004 | MISC: T&D MATERIAL & SUPPLY | - | - |
| 663100 | METER OPERATING LABOR & EXP | 2,533.94 | 6,082.85 |
| 663101 | MOLE: METER REMOVAL | 356.73 | 531.99 |
| 664200 | OTHER EXPENSE ON CUST PREMISIS | 282.00 | 2,112.47 |
| 665100 | SMALL TOOL EXPENSE: NC | 494.79 | 582.77 |
| 665250 | TRANS/EXP: MISCELLANEOUS | - | - |
| 665400 | GASOLINE | - | - |
| 673001 | MAINT MAINS: REPAIRS | 4,336.27 | 7,262.78 |
| 673002 | MAINT MAINS: GATE PROGRAM | 364.99 | 499.39 |
| 673003 | MAINT MAINS: FLUSHING | - | - |
| 673004 | MAINT GATES: INSPECTION | - | 632.73 |
| 675000 | MAINTENANCE: SERVICES | 21,958.56 | 30,819.26 |
| 676000 | MAINTENANCE: METERS | 2,600.12 | 3,366.92 |
| 677000 | MAINTENANCE: HYDRANTS | 7,450.46 | 19,113.04 |
| 677001 | MAINTENANCE: HYDRANTS-REPAIRS | - | - |
| 677002 | MAINTENANCE: HYDRANTS-PAINTING | - | - |
| 677003 | MAINTENANCE: HYDRANTS-INSPECTN | 2,877.21 | 3,265.78 |
| 678000 | MONITOR CONTRACTORS MARKING | 941.65 | 1,502.02 |
| 902000 | CUSTOMER ORDS: COLLECTIONS | 915.75 | 1,719.60 |
| 902001 | METER READING | 1,590.59 | 3,754.76 |
| 902098 | METER READING: TRANSFERS | 1,441.55 | 2,344.98 |
| 902099 | METER READING: EXCEPTIONS | 529.81 | 978.83 |
| 902100 | BILLING & ACCOUNTING | 5,560.62 | 10,193.17 |

| | | | |
|--------|--------------------------------|------------|------------|
| 902400 | WATER BAN | - | - |
| 904000 | UNCOLLECTABLE ACCOUNTS | 4,866.67 | 5,494.81 |
| 921000 | OFFICE SUPPLIES & EXPENSE | 87.23 | 125.36 |
| 921160 | OFFICE SUP & EXP: PHONE-NC | 508.68 | 1,042.98 |
| 923000 | OUTSIDE SERVICES | 1,508.00 | 16.00 |
| 924000 | INSURANCE EXPENSE | 7,997.17 | 15,894.34 |
| 928000 | REGULATORY COMMISSION EXPENSE | 2,035.00 | 4,070.00 |
| 930102 | LICENSING FEES | 922.50 | 1,845.00 |
| 930200 | PUBLIC RELATIONS | - | 240.48 |
| 930300 | MEALS | - | - |
| 930400 | MISCELLANEOUS GENERAL EXPENSE | - | - |
| 930401 | MISC GEN EXP:UNREALIZED ACQUIS | - | - |
| 930410 | CHARITABLE CONTRIBUTIONS | - | - |
| 930500 | INTERCOMPANY MGMT FEE: PCP | 3,416.00 | 7,943.00 |
| 930510 | INTERCO MGMT FEE: PWW | 120,010.00 | 224,180.00 |
| 930520 | INTERCO MGT:INSIDE GEN COUNSEL | - | - |
| 950500 | MAINTENANCE:COMPUTER EQUIPMENT | - | - |

| Year To Date 3 | Year To Date 4 | Year To Date 5 | Year To Date 6 | Year To Date 7 |
|-----------------|-----------------|-----------------|-----------------|-----------------|
| 10,011.96 | 10,011.96 | 10,011.96 | 10,011.96 | 10,011.96 |
| 288,566.03 | 292,997.36 | 297,409.13 | 309,435.43 | 383,438.64 |
| (12,105,841.06) | (12,197,392.82) | (12,289,048.04) | (12,376,427.51) | (12,467,863.22) |
| 479,093.76 | 480,978.44 | 482,164.33 | 490,045.16 | 493,042.42 |
| 1,240,429.27 | 1,240,429.27 | 1,240,429.27 | 1,245,626.71 | 1,245,626.71 |
| - | - | - | - | - |
| (8,884,804.64) | (8,884,804.64) | (8,884,804.64) | (8,884,804.64) | (8,884,804.64) |
| (7,940.20) | (7,940.20) | (7,940.20) | (7,940.20) | (7,940.20) |
| (185,750.00) | (185,750.00) | (185,750.00) | (185,750.00) | (185,750.00) |
| (230,800.00) | (230,800.00) | (230,800.00) | (230,800.00) | (230,800.00) |
| (276,666.67) | (276,666.67) | (276,666.67) | (276,666.67) | (276,666.67) |
| (331,666.66) | (331,666.66) | (331,666.66) | (331,666.66) | (331,666.66) |
| 3,052,466.08 | 3,066,995.42 | 3,081,640.36 | 3,096,285.29 | 3,110,930.26 |
| 2,383.75 | 2,393.34 | 2,402.93 | 2,412.52 | 2,422.10 |
| 70,688.90 | 71,220.59 | 71,752.33 | 72,284.02 | 72,815.68 |
| 83,585.98 | 84,152.25 | 84,718.47 | 85,284.79 | 85,850.98 |
| 110,529.19 | 111,817.04 | 113,104.91 | 114,048.09 | 114,991.23 |
| 131,524.29 | 133,046.43 | 134,568.61 | 135,746.09 | 136,923.54 |
| - | - | - | - | - |
| - | - | - | - | - |
| 30,000.00 | 30,000.00 | 30,000.00 | 30,000.00 | 30,000.00 |
| 394,641.43 | 352,203.53 | 326,510.66 | 459,657.89 | 476,037.05 |
| 14,296.00 | 14,296.00 | 14,296.00 | 14,296.00 | 14,296.00 |
| (3,849.82) | (7,707.07) | (5,264.81) | (2,840.92) | (3,754.40) |
| (14,296.00) | (14,296.00) | (14,296.00) | (14,296.00) | (14,296.00) |
| - | - | - | - | - |
| 21,185.22 | 24,905.00 | 20,934.20 | 29,448.47 | 27,372.12 |
| - | - | - | - | - |
| 15,395.25 | 16,667.04 | 17,972.27 | 19,277.50 | 22,043.53 |
| - | - | - | - | - |
| 7,057.67 | 9,668.89 | 6,175.11 | 13,851.33 | 12,384.22 |
| - | - | - | 166,874.70 | 111,276.80 |
| 434,668.00 | 462,553.00 | 516,767.00 | 530,752.00 | 660,975.00 |
| - | - | - | - | - |
| - | - | - | - | 325,000.00 |
| 186,556.15 | 186,220.68 | 186,032.46 | 184,959.49 | 183,886.52 |
| - | - | - | - | - |
| - | - | - | - | - |
| - | - | - | - | - |
| - | - | - | - | - |
| 8,536,697.21 | 8,520,423.64 | 8,504,149.98 | 8,487,876.41 | 8,471,602.84 |
| - | - | - | - | - |
| - | - | - | - | - |
| 2,130.00 | 1,863.75 | 1,597.50 | 1,331.25 | 1,065.00 |
| - | - | - | - | - |
| - | - | - | - | - |
| - | - | - | - | - |

| | | | | |
|-----------------|-----------------|-----------------|-----------------|-----------------|
| - | - | - | - | - |
| - | - | - | - | - |
| - | - | - | - | - |
| - | - | - | - | - |
| - | - | - | - | - |
| - | - | - | - | - |
| - | - | - | - | - |
| - | - | - | - | - |
| 6,685.15 | 6,350.89 | 6,016.63 | 5,682.38 | 5,348.15 |
| 5,276.14 | 5,156.23 | 5,036.32 | 4,916.41 | 4,796.50 |
| - | - | - | - | - |
| 3,173.28 | 3,150.61 | 3,127.94 | 3,105.27 | 3,082.60 |
| - | - | - | - | - |
| - | - | - | - | - |
| 58,837.85 | 58,837.85 | 62,361.65 | 65,689.05 | 65,689.05 |
| 16,426.27 | 16,044.25 | 15,662.23 | 15,280.20 | 14,898.19 |
| 397,726.42 | 395,331.04 | 392,935.68 | 390,540.32 | 388,144.97 |
| 45,763.90 | 45,488.22 | 45,212.52 | 44,936.84 | 44,661.16 |
| - | - | - | - | - |
| 1,974.23 | 1,914.40 | 1,854.58 | 1,794.75 | 1,734.93 |
| 82,558.65 | 82,047.33 | 81,536.01 | 81,035.76 | 80,535.51 |
| 2,320.00 | 2,320.00 | 2,320.00 | 2,308.93 | 2,297.87 |
| 3,308.80 | 3,308.80 | 3,308.80 | 3,308.80 | 3,308.80 |
| 4,365.46 | 4,336.93 | 4,308.40 | 4,279.88 | 4,251.35 |
| 53,870.23 | 53,870.23 | 53,870.23 | 53,870.23 | 53,870.23 |
| - | - | - | - | - |
| - | - | - | - | - |
| (100.00) | (100.00) | (100.00) | (100.00) | (100.00) |
| (14,340,506.92) | (14,340,506.92) | (14,340,506.92) | (14,340,506.92) | (14,340,506.92) |
| 137,658.05 | 137,658.05 | 137,658.05 | 137,658.05 | 137,658.05 |
| 271,857.60 | 293,928.00 | 329,403.60 | 303,424.80 | 297,001.80 |
| - | - | - | - | - |
| (167,956.25) | (167,956.25) | (167,956.25) | (163,625.00) | (163,625.00) |
| (377,041.60) | (377,041.60) | (377,041.60) | (370,520.94) | (370,520.94) |
| (481,572.00) | (481,572.00) | (481,572.00) | (475,254.00) | (475,254.00) |
| (1,566,676.54) | (1,566,676.54) | (1,566,676.54) | (1,548,268.11) | (1,548,268.11) |
| (170,711.38) | (170,711.38) | (170,711.38) | (167,751.38) | (167,751.38) |
| (173,259.23) | (173,259.23) | (173,259.23) | (172,208.28) | (172,208.28) |
| (273,861.05) | (273,861.05) | (273,861.05) | (400,000.00) | (400,000.00) |
| (379,557.53) | (379,557.53) | (379,557.53) | (375,641.44) | (375,641.44) |
| (3,661,464.88) | (3,661,464.88) | (3,661,464.88) | (3,615,762.82) | (3,615,762.82) |
| (1,622,630.44) | (1,622,630.44) | (1,622,630.44) | (1,607,103.55) | (1,607,103.55) |
| (874,502.83) | (874,502.83) | (874,502.83) | (866,668.15) | (866,668.15) |
| (214,295.75) | (214,295.75) | (214,295.75) | (214,295.75) | (214,295.75) |
| - | - | - | - | (16,566.10) |
| - | - | - | - | - |
| - | - | - | - | - |
| - | - | - | - | - |
| (55,128.68) | (55,128.68) | (55,128.68) | (53,678.90) | (53,678.90) |

| | | | | |
|----------------|----------------|----------------|----------------|----------------|
| (56,710.92) | (56,710.92) | (56,710.92) | (55,770.96) | (55,770.96) |
| (108,954.02) | (108,954.02) | (108,954.02) | (107,447.75) | (107,447.75) |
| - | - | - | - | - |
| (17,325.00) | (15,881.25) | (14,437.50) | (17,325.00) | (15,881.25) |
| (25,522.19) | (23,429.13) | (21,329.98) | (25,745.39) | (23,634.02) |
| (24,812.00) | (22,772.00) | (20,727.00) | (24,995.00) | (22,940.00) |
| (72,331.29) | (66,382.40) | (60,419.30) | (72,850.41) | (66,858.82) |
| (11,740.00) | (10,768.00) | (9,795.00) | (11,780.00) | (10,804.00) |
| (3,885.57) | (3,581.04) | (3,273.04) | (4,012.50) | (3,697.51) |
| - | - | - | - | - |
| (15,401.07) | (14,133.57) | (12,863.19) | (15,506.02) | (14,229.88) |
| (179,843.34) | (179,843.34) | (135,749.88) | (181,451.94) | (181,451.94) |
| (55,963.82) | (51,049.01) | (45,950.58) | (56,531.45) | (51,402.72) |
| (28,169.02) | (25,713.93) | (23,143.58) | (28,504.78) | (25,916.57) |
| (5,799.12) | (5,315.86) | (4,832.60) | (5,799.12) | (5,315.86) |
| (3,759.84) | (3,446.52) | (3,133.20) | (3,759.84) | (3,446.52) |
| (6,025.08) | (5,522.99) | (5,020.90) | (6,025.08) | (5,522.99) |
| - | - | - | - | - |
| (2,508,337.00) | (2,485,988.35) | (2,463,590.35) | (2,439,344.42) | (2,416,847.38) |
| (270,867.11) | (270,867.11) | (270,867.11) | (272,665.57) | (272,665.57) |
| - | - | - | - | - |
| (453,096.00) | (489,880.00) | (549,006.00) | (505,708.00) | (495,003.00) |
| (87,048.84) | (96,204.96) | (47,556.86) | (305,717.60) | (69,285.73) |
| (2,562,129.91) | (2,245,864.26) | (2,076,586.09) | (2,046,183.68) | (2,103,562.07) |
| - | - | - | - | - |
| 798.75 | 815.24 | 815.75 | 816.26 | 816.77 |
| (2,073.45) | (2,810.55) | (3,366.29) | (3,171.78) | (3,173.95) |
| (685,188.60) | (1,043,707.67) | (1,294,774.16) | (1,572,710.96) | (1,824,294.95) |
| - | - | - | - | (599.57) |
| (1.87) | (1.87) | (1.87) | (1.87) | (9.25) |
| (55,540.25) | (76,009.81) | (150,525.62) | (2,988.00) | (21,501.42) |
| - | - | - | - | - |
| (19,271.82) | (38,318.31) | - | (18,827.86) | (38,283.31) |
| (144,652.65) | (166,274.22) | (196,934.12) | (37,297.48) | (63,845.44) |
| (43,886.43) | (49,131.43) | (49,131.43) | (39,959.95) | (39,959.95) |
| - | - | - | - | - |
| - | - | - | - | - |
| (4,317,504.38) | (4,324,331.58) | (4,332,665.66) | (4,342,040.94) | (4,353,312.52) |

| | | | | |
|----------------|----------------|----------------|----------------|----------------|
| (23,247.17) | (23,247.17) | (23,247.17) | (28,175.17) | (28,175.17) |
| (23,247.17) | (23,247.17) | (23,247.17) | - | - |
| (4,249.51) | (4,249.51) | (4,249.51) | (5,252.51) | (5,252.51) |
| (603,000.00) | (603,000.00) | (603,000.00) | (603,000.00) | (603,000.00) |
| (15,400.00) | (15,400.00) | (15,400.00) | (15,400.00) | (15,400.00) |
| (84,300.00) | (84,300.00) | (84,300.00) | (84,300.00) | (84,300.00) |
| (150,367.50) | (150,367.50) | (150,367.50) | (150,367.50) | (150,367.50) |
| (19,200.00) | (19,200.00) | (19,200.00) | (19,200.00) | (19,200.00) |
| (46,000.00) | (46,000.00) | (46,000.00) | (46,000.00) | (46,000.00) |
| (18,900.00) | (18,900.00) | (18,900.00) | (18,900.00) | (18,900.00) |
| (36,000.00) | (36,000.00) | (36,000.00) | (36,000.00) | (36,000.00) |
| (20,690.39) | (20,690.39) | (20,690.39) | (20,690.39) | (20,690.39) |
| (32,805.00) | (32,805.00) | (32,805.00) | (32,805.00) | (32,805.00) |
| (68,650.00) | (68,650.00) | (68,650.00) | (68,650.00) | (68,650.00) |
| (4,536,626.39) | (4,536,626.39) | (4,536,626.39) | (4,536,626.39) | (4,536,626.39) |
| 1,639,120.46 | 1,654,725.76 | 1,670,342.27 | 1,684,781.86 | 1,700,435.28 |
| (3,998,204.07) | (3,998,204.07) | (3,998,204.07) | (3,998,204.07) | (3,998,204.07) |
| 181,238.40 | 195,952.00 | 219,602.40 | 202,283.20 | 198,001.20 |
| 386,400.05 | 386,400.05 | 386,400.05 | 386,400.05 | 386,400.05 |
| - | - | - | - | - |
| - | - | - | - | - |
| - | - | - | - | - |
| 1,050.00 | 1,325.00 | 1,325.00 | 1,325.00 | 1,325.00 |
| 48,432.05 | 48,432.05 | 48,432.05 | 48,432.05 | 48,432.05 |
| - | - | - | - | - |
| - | - | - | - | - |
| 508,169.63 | 508,169.63 | 508,169.63 | 508,169.63 | 508,169.63 |
| 443,891.58 | 443,891.58 | 443,891.58 | 443,891.58 | 443,891.58 |
| - | - | - | - | - |
| - | - | - | - | - |
| - | - | - | - | - |
| - | - | - | - | - |
| - | - | - | - | - |
| - | - | - | - | - |
| 3,697,958.43 | 3,697,958.43 | 3,697,958.43 | 3,697,958.43 | 3,697,958.43 |
| 2,052,373.52 | 2,052,621.42 | 2,055,196.99 | 2,055,196.99 | 2,057,353.29 |
| 5,650.66 | 5,650.66 | 5,650.66 | 5,650.66 | 5,650.66 |
| - | - | - | - | - |
| 816,296.08 | 816,296.08 | 816,296.08 | 816,296.08 | 816,296.08 |
| 51,800.53 | 51,800.53 | 51,800.53 | 51,800.53 | 51,800.53 |
| - | - | - | - | - |
| 1,922,878.07 | 1,922,878.07 | 1,922,878.07 | 1,922,878.07 | 1,922,878.07 |
| 157,891.36 | 166,684.50 | 172,910.34 | 183,203.78 | 183,203.78 |
| 480,757.72 | 480,757.72 | 480,757.72 | 480,757.72 | 480,757.72 |
| 662,769.12 | 664,367.07 | 672,684.07 | 672,684.07 | 672,684.07 |
| 1,426,038.49 | 1,449,135.62 | 1,453,961.87 | 1,453,961.87 | 1,453,961.87 |
| 159,043.52 | 159,043.52 | 161,738.52 | 161,738.52 | 161,738.52 |
| 18,636.91 | 18,636.91 | 18,636.91 | 18,636.91 | 18,636.91 |
| 4,175.71 | 4,175.71 | 4,175.71 | 4,175.71 | 4,175.71 |

| | | | | |
|---------------|---------------|---------------|---------------|---------------|
| 852,627.27 | 853,757.58 | 853,757.58 | 853,757.58 | 853,757.58 |
| 19,382.52 | 19,382.52 | 19,382.52 | 19,382.52 | 19,382.52 |
| 400,735.07 | 404,778.30 | 404,778.30 | 404,778.30 | 404,778.30 |
| 17,123.56 | 17,123.56 | 17,123.56 | 17,123.56 | 17,123.56 |
| 1,792,090.33 | 1,792,090.33 | 1,792,090.33 | 1,792,090.33 | 1,792,090.33 |
| 877.10 | 877.10 | 877.10 | 877.10 | 877.10 |
| 741,918.79 | 741,918.79 | 741,918.79 | 741,918.79 | 741,918.79 |
| 5,826.93 | 5,826.93 | 5,826.93 | 5,826.93 | 5,826.93 |
| 10,968,001.31 | 10,968,001.31 | 10,968,462.79 | 10,968,462.79 | 10,974,849.84 |
| 1,486,057.50 | 1,486,057.50 | 1,487,185.89 | 1,538,026.79 | 1,540,635.60 |
| 5,192,590.09 | 5,192,590.09 | 5,192,590.09 | 5,192,590.09 | 5,192,590.09 |
| 5,305,694.92 | 5,305,694.92 | 5,305,694.92 | 5,305,694.92 | 5,305,694.92 |
| 865,893.03 | 865,893.03 | 865,893.03 | 865,893.03 | 865,893.03 |
| 622,095.25 | 622,095.25 | 622,095.25 | 622,095.25 | 622,095.25 |
| 54,173.20 | 54,173.20 | 54,173.20 | 54,173.20 | 54,173.20 |
| 280,981.62 | 289,708.19 | 289,708.19 | 296,609.65 | 296,609.65 |
| 59,091.74 | 59,091.74 | 59,091.74 | 59,091.74 | 59,091.74 |
| 149,726.91 | 149,726.91 | 149,726.91 | 149,726.91 | 149,726.91 |
| 298,437.22 | 298,437.22 | 298,437.22 | 298,437.22 | 298,437.22 |
| 72,004.92 | 72,004.92 | 72,004.92 | 72,004.92 | 72,004.92 |
| 2,000,575.99 | 2,000,605.99 | 2,000,605.99 | 2,000,599.39 | 2,010,656.55 |
| 743,480.29 | 743,480.29 | 743,480.29 | 748,134.19 | 748,134.19 |
| 830,622.29 | 837,449.49 | 845,783.57 | 860,411.36 | 867,638.40 |
| 905,408.12 | 906,207.80 | 907,407.32 | 908,606.84 | 909,006.68 |
| 919,161.52 | 926,193.51 | 931,755.97 | 929,270.92 | 948,621.44 |
| 680,816.99 | 681,322.87 | 682,072.30 | 682,898.41 | 683,971.33 |
| 460,105.54 | 460,105.54 | 460,105.54 | 460,105.54 | 460,105.54 |
| 4,605.74 | 4,605.74 | 4,605.74 | 4,605.74 | 4,605.74 |
| 521,666.71 | 521,666.71 | 521,666.71 | 521,666.71 | 521,666.71 |
| 89,767.42 | 89,767.42 | 89,767.42 | 89,767.42 | 89,767.42 |
| 2,688.66 | 2,688.66 | 2,688.66 | 2,688.66 | 2,688.66 |
| 90,722.67 | 90,722.67 | 90,722.67 | 90,722.67 | 90,722.67 |
| 9,592.29 | 9,592.29 | 9,592.29 | 9,592.29 | 9,592.29 |
| - | - | - | - | - |
| 442,680.06 | 445,385.41 | 445,385.41 | 445,385.41 | 445,385.41 |
| 35,182.48 | 35,182.48 | 35,182.48 | 35,182.48 | 35,182.48 |
| 368.00 | 368.00 | 368.00 | 368.00 | 368.00 |
| 273,673.19 | 365,224.95 | 456,880.17 | 548,686.35 | 640,122.06 |
| (46,770.00) | (62,375.30) | (77,991.81) | (97,683.91) | (113,337.33) |
| (44,142.39) | (58,671.73) | (73,316.67) | (87,961.60) | (102,606.57) |
| (28.75) | (38.34) | (47.93) | (57.52) | (67.10) |
| (1,595.18) | (2,126.87) | (2,658.61) | (3,190.30) | (3,721.96) |
| (1,698.86) | (2,265.13) | (2,831.35) | (3,397.67) | (3,963.86) |
| (3,863.63) | (5,151.48) | (6,439.35) | (7,382.53) | (8,325.67) |
| (4,566.49) | (6,088.63) | (7,610.81) | (8,788.29) | (9,965.74) |
| 48,671.99 | 64,945.56 | 81,219.22 | 97,492.79 | 113,766.36 |
| 13,187.59 | 17,583.44 | 21,979.28 | 26,375.10 | 30,770.86 |
| 235,680.95 | 310,196.76 | 384,712.57 | 457,933.78 | 532,045.10 |
| 8,327.17 | (33,484.55) | (36,258.83) | 7,296.58 | 191,403.14 |

| | | | | |
|----------------|----------------|----------------|----------------|----------------|
| 2,275.18 | (9,148.79) | (9,906.78) | 1,993.60 | 52,295.94 |
| - | - | - | - | - |
| - | - | - | - | - |
| (3,896.01) | (5,194.68) | (6,493.35) | (7,792.02) | (9,090.69) |
| - | - | - | - | - |
| (3,112.00) | (3,112.00) | (3,112.00) | (3,112.00) | (3,112.00) |
| (4,299.00) | (4,299.00) | (4,299.00) | (4,299.00) | (4,299.00) |
| - | - | - | - | - |
| - | - | - | - | - |
| 23,350.11 | 31,300.21 | 39,628.03 | 47,590.54 | 56,018.50 |
| 53,282.06 | 90,162.79 | 127,465.74 | 163,998.71 | 200,821.92 |
| - | - | - | - | - |
| 3,718.91 | 4,791.88 | 5,864.85 | 6,937.82 | 8,010.79 |
| - | - | - | - | - |
| (73,881.33) | (98,545.86) | (123,275.43) | (147,905.14) | (172,555.63) |
| (224,715.75) | (299,621.00) | (374,526.25) | (449,431.50) | (524,336.75) |
| 224,715.75 | 299,621.00 | 374,526.25 | 449,431.50 | 524,336.75 |
| (1,216,969.95) | (1,598,609.78) | (1,980,548.56) | (2,505,669.91) | (3,065,710.41) |
| - | - | - | - | - |
| 17,503.00 | (10,382.00) | (64,596.00) | (78,581.00) | (208,804.00) |
| - | - | - | - | (325,000.00) |
| - | - | - | - | - |
| - | - | - | - | - |
| (212,239.51) | (282,993.86) | (353,742.36) | (424,514.54) | (495,289.95) |
| (5,788.00) | (10,554.00) | (13,143.00) | (18,968.00) | (23,990.00) |
| 8,808.89 | 11,214.59 | 12,994.59 | 18,548.98 | 22,328.53 |
| 60,917.76 | 80,695.68 | 98,493.60 | 118,535.52 | 147,553.44 |
| 1,514.43 | 1,985.54 | 2,476.87 | 2,998.53 | 3,863.93 |
| 7,144.01 | 9,116.18 | 11,358.35 | 14,410.52 | 17,577.69 |
| 5,596.56 | 7,590.12 | 9,587.64 | 12,245.16 | 17,439.72 |
| 4,662.51 | 5,667.12 | 6,599.13 | 7,805.70 | 9,908.55 |
| 47,641.17 | 67,377.88 | 83,258.27 | 101,157.32 | 120,894.03 |
| 403.53 | 547.53 | 691.53 | 1,038.06 | 1,346.06 |
| 812.88 | 1,066.68 | 1,358.76 | 1,628.40 | 1,965.36 |
| 2,113.70 | 3,834.60 | 4,661.60 | 5,488.60 | 6,445.60 |
| 17,487.24 | 19,818.01 | 22,489.87 | 25,997.39 | 41,181.13 |
| 8,327.03 | 11,261.03 | 14,195.03 | 18,497.03 | 22,799.03 |
| 19,149.21 | 25,325.21 | 31,501.21 | 37,784.10 | 43,531.10 |
| - | - | - | - | 925.00 |
| - | - | - | - | - |
| - | - | - | - | - |
| 4,717.23 | 6,214.59 | 7,681.72 | 9,742.59 | 11,743.89 |
| 3,907.92 | 5,006.97 | 6,186.00 | 7,360.15 | 8,502.39 |
| 1,920.48 | 2,534.42 | 2,950.79 | 3,243.59 | 3,512.23 |
| 1,689.53 | 2,321.22 | 2,722.25 | 3,049.78 | 3,385.52 |
| 1,959.39 | 2,570.55 | 3,157.29 | 3,777.40 | 4,795.08 |
| 468.05 | 606.94 | 719.89 | 817.41 | 934.70 |
| 1,485.69 | 1,938.77 | 2,227.30 | 2,476.56 | 2,744.83 |
| 11,284.93 | 15,363.95 | 19,294.78 | 22,546.38 | 25,700.99 |

| | | | | |
|------------|------------|------------|------------|------------|
| 1,357.16 | 1,677.21 | 1,870.16 | 2,082.64 | 2,191.74 |
| 1,419.29 | 1,832.02 | 2,290.30 | 2,552.49 | 2,745.43 |
| 2,395.73 | 2,909.01 | 3,202.42 | 3,712.67 | 4,102.83 |
| 1,364.15 | 1,766.82 | 2,163.77 | 2,454.79 | 2,751.44 |
| 2,723.41 | 3,723.60 | 4,483.48 | 5,026.20 | 5,647.11 |
| - | - | - | - | - |
| 1,590.73 | 2,084.14 | 2,522.98 | 3,012.86 | 3,379.12 |
| 838.29 | 1,059.03 | 1,235.25 | 1,356.58 | 1,464.72 |
| 954.77 | 1,381.67 | 1,493.57 | 1,590.14 | 1,772.37 |
| 1,929.24 | 2,568.27 | 3,143.68 | 3,448.58 | 3,708.36 |
| 2,864.06 | 3,985.04 | 4,699.70 | 5,213.50 | 5,641.98 |
| 3,938.15 | 5,296.86 | 6,644.51 | 7,558.14 | 8,439.42 |
| 300.93 | 395.47 | 498.09 | 610.47 | 740.88 |
| 526.28 | 702.52 | 826.10 | 874.25 | 915.53 |
| 1,052.10 | 1,399.01 | 1,715.40 | 2,069.95 | 2,475.74 |
| 1,689.36 | 2,344.73 | 3,155.68 | 3,977.65 | 5,022.80 |
| 756.83 | 1,014.76 | 1,174.47 | 1,278.71 | 1,399.14 |
| 1,014.21 | 1,291.88 | 1,540.26 | 1,822.82 | 2,108.77 |
| 2,889.45 | 3,681.21 | 4,209.47 | 4,678.54 | 4,678.54 |
| - | - | - | - | - |
| 1,341.17 | 1,719.23 | 2,034.38 | 2,243.90 | 2,467.51 |
| 657.16 | 880.38 | 1,126.01 | 1,201.21 | 1,283.56 |
| 1,137.04 | 1,505.11 | 1,811.69 | 2,088.35 | 2,337.88 |
| 3,039.93 | 4,103.03 | 4,742.71 | 5,307.19 | 5,975.03 |
| 3,011.03 | 3,780.64 | 4,576.91 | 5,065.81 | 5,607.61 |
| - | - | - | - | - |
| 1,629.83 | 2,080.54 | 2,390.72 | 2,851.68 | 3,358.19 |
| 946.54 | 1,263.49 | 1,541.36 | 1,810.32 | 2,129.38 |
| 988.31 | 1,257.88 | 1,575.57 | 1,742.59 | 1,912.38 |
| 2,605.26 | 3,409.73 | 4,445.16 | 5,404.60 | 6,488.06 |
| 778.37 | 992.94 | 1,340.25 | 1,519.11 | 1,808.68 |
| 1,539.48 | 2,033.93 | 2,366.86 | 2,609.48 | 2,869.27 |
| 1,432.22 | 1,804.35 | 2,014.42 | 2,152.11 | 2,152.11 |
| 779.30 | 1,002.83 | 1,196.38 | 1,305.39 | 1,393.36 |
| 1,320.87 | 1,734.74 | 2,119.88 | 2,444.65 | 2,731.56 |
| 848.87 | 1,087.28 | 1,199.05 | 1,270.59 | 1,342.63 |
| - | - | - | - | - |
| - | - | - | - | - |
| - | 427.34 | 427.34 | 427.34 | 1,549.96 |
| 2,608.27 | 3,506.20 | 4,404.13 | 5,302.06 | 6,199.99 |
| 476.57 | 476.57 | 476.57 | 476.57 | 1,276.57 |
| 588.98 | 588.98 | 588.98 | 588.98 | 588.98 |
| - | - | - | - | - |
| 3,022.72 | 3,774.25 | 4,677.31 | 4,677.31 | 4,677.31 |
| - | - | - | - | - |
| 734.29 | 888.14 | 1,066.95 | 1,301.93 | 1,417.59 |
| 11,346.15 | 22,752.45 | 23,497.04 | 25,361.49 | 26,917.15 |
| 119,407.42 | 162,284.92 | 207,364.38 | 246,836.01 | 287,374.06 |
| 7,533.51 | 8,123.35 | 8,494.35 | 9,839.49 | 9,769.23 |

| | | | | |
|-----------|-----------|-----------|------------|------------|
| - | - | - | - | - |
| - | - | - | - | - |
| - | - | - | - | - |
| - | - | - | - | - |
| 463.41 | 892.04 | 1,067.91 | 1,131.82 | 1,799.82 |
| - | - | - | - | - |
| 224.82 | 262.29 | 299.76 | 299.76 | 299.76 |
| - | - | - | - | - |
| - | - | - | - | - |
| 7,840.00 | 15,680.00 | 19,600.00 | 19,600.00 | 19,600.00 |
| 439.76 | 484.08 | 550.56 | 595.20 | 639.96 |
| - | 196.52 | 393.04 | 393.04 | 589.56 |
| 1,389.24 | 1,432.22 | 1,432.22 | 2,657.49 | 2,743.65 |
| 3,350.72 | 6,895.40 | 7,549.40 | 8,451.92 | 9,478.70 |
| - | - | - | - | - |
| - | - | - | - | - |
| - | - | - | - | - |
| - | - | - | - | 2,472.12 |
| 5,404.38 | 7,454.19 | 9,164.65 | 11,284.87 | 13,552.34 |
| 6,652.40 | 8,821.40 | 11,112.20 | 12,285.52 | 13,437.32 |
| - | - | - | - | - |
| 2,222.77 | 2,512.42 | 2,802.07 | 3,215.56 | 3,428.36 |
| - | - | - | - | - |
| - | - | - | - | - |
| - | - | - | - | - |
| 8,581.51 | 11,065.57 | 12,743.57 | 14,905.77 | 17,956.73 |
| 768.14 | 2,093.40 | 4,773.56 | 5,036.16 | 5,647.24 |
| 2,736.47 | 9,741.47 | 10,167.47 | 10,602.47 | 11,652.47 |
| 759.65 | 759.65 | 961.65 | 1,343.81 | 1,401.21 |
| - | - | - | - | - |
| - | - | - | - | - |
| 25,779.39 | 58,029.64 | 77,805.85 | 88,317.15 | 88,858.17 |
| 8,778.76 | 19,962.71 | 22,791.71 | 26,505.47 | 32,339.50 |
| 2,305.56 | 33,001.74 | 47,968.31 | 48,237.85 | 48,889.29 |
| 632.73 | 722.73 | 632.73 | 632.73 | 934.61 |
| 35,522.25 | 76,356.33 | 99,194.32 | 121,143.80 | 131,319.88 |
| 4,035.86 | 5,104.84 | 5,644.96 | 6,169.53 | 7,257.08 |
| 19,335.30 | 19,335.30 | 21,571.09 | 21,886.53 | 22,252.69 |
| - | - | - | - | - |
| - | - | - | 888.20 | 888.20 |
| 3,300.87 | 3,300.87 | 3,300.87 | 3,300.87 | 3,300.87 |
| 3,287.13 | 7,248.27 | 11,969.94 | 16,617.16 | 20,528.61 |
| 3,485.28 | 5,563.38 | 8,902.21 | 11,896.90 | 14,114.74 |
| 5,532.61 | 7,035.30 | 7,645.23 | 9,535.66 | 10,602.72 |
| 3,430.46 | 4,679.91 | 5,838.53 | 7,906.40 | 9,529.03 |
| 1,631.70 | 2,093.77 | 2,578.65 | 2,983.45 | 3,534.06 |
| 16,386.67 | 20,717.01 | 26,367.43 | 33,576.35 | 39,101.74 |

| | | | | |
|------------|------------|------------|------------|------------|
| - | - | - | - | - |
| 4,939.48 | 12,336.53 | 13,207.17 | 12,003.17 | 14,092.57 |
| 148.88 | 181.52 | 225.89 | 543.33 | 590.13 |
| 1,636.92 | 2,171.64 | 2,729.59 | 3,218.08 | 3,820.71 |
| 1,666.50 | 1,807.50 | 1,890.50 | 1,906.50 | 1,914.50 |
| 23,791.51 | 31,757.72 | 46,578.18 | 48,395.49 | 56,592.66 |
| 6,105.00 | 8,140.00 | 10,175.00 | 12,210.00 | 14,245.00 |
| 2,767.50 | 3,690.00 | 4,612.50 | 5,535.00 | 6,465.83 |
| 1,010.24 | 2,023.92 | 3,452.46 | 3,631.02 | 3,965.10 |
| - | - | 12.65 | 12.65 | 12.65 |
| - | 102.00 | 102.00 | 102.00 | 102.00 |
| - | - | - | - | - |
| - | - | - | - | - |
| 11,296.00 | 15,079.00 | 18,778.00 | 22,233.00 | 27,584.00 |
| 338,659.00 | 477,400.00 | 596,578.00 | 716,837.00 | 837,376.00 |
| - | - | - | - | - |
| - | - | - | - | - |

| Year To Date 8 | Year To Date 9 | Year To Date 10 | Year To Date 11 | Year To Date 12 |
|-----------------|-----------------|-----------------|-----------------|-----------------|
| 10,011.96 | 10,011.96 | 10,011.96 | 10,011.96 | 10,011.96 |
| 412,487.16 | 700,694.01 | 580,315.58 | 999,403.39 | 1,283,640.44 |
| (12,559,624.32) | (12,641,394.91) | (12,734,401.16) | (12,828,005.73) | (12,871,893.28) |
| 503,048.13 | 503,731.63 | 538,772.47 | 551,983.41 | 603,214.31 |
| 1,245,626.71 | 1,257,734.30 | 1,257,734.30 | 1,257,734.30 | 1,335,025.12 |
| - | - | - | - | - |
| (8,884,804.64) | (8,884,804.64) | (8,884,804.64) | (8,884,804.64) | (8,858,965.47) |
| (7,940.20) | (7,940.20) | (7,940.20) | (7,940.20) | (7,940.20) |
| (185,750.00) | (185,750.00) | (185,750.00) | (185,750.00) | (185,750.00) |
| (230,800.00) | (230,800.00) | (230,800.00) | (230,800.00) | (230,800.00) |
| (276,666.67) | (276,666.67) | (276,666.67) | (276,666.67) | (276,666.67) |
| (331,666.66) | (331,666.66) | (331,666.66) | (331,666.66) | (331,666.66) |
| 3,125,575.19 | 3,140,220.16 | 3,154,865.11 | 3,169,510.08 | 3,184,155.03 |
| 2,431.69 | 2,441.27 | 2,450.86 | 2,460.44 | 2,470.03 |
| 73,347.49 | 73,879.16 | 74,410.88 | 74,942.56 | 75,474.26 |
| 86,417.29 | 86,983.53 | 87,549.83 | 88,116.03 | 88,682.31 |
| 115,934.45 | 116,877.63 | 117,820.81 | 118,764.00 | 119,707.18 |
| 138,101.06 | 139,278.58 | 140,456.06 | 141,633.58 | 142,811.06 |
| - | - | - | - | - |
| - | - | - | - | - |
| 30,000.00 | 30,000.00 | 40,000.00 | 39,170.00 | 39,170.00 |
| 648,677.82 | 483,322.82 | 389,263.46 | 511,193.18 | 390,762.06 |
| 14,296.00 | 14,296.00 | 14,296.00 | 14,296.00 | - |
| (4,289.47) | (3,547.98) | (9,987.52) | (11,594.60) | (4,770.65) |
| (14,296.00) | (14,296.00) | (14,296.00) | (14,296.00) | - |
| - | - | - | - | - |
| 30,356.15 | 27,184.91 | 25,721.18 | 26,173.96 | 32,517.91 |
| - | - | - | - | - |
| 14,146.36 | 28,202.99 | 20,305.82 | 13,511.65 | 13,115.12 |
| - | - | - | - | - |
| 11,897.45 | 9,450.00 | 11,688.89 | 10,221.78 | 10,221.78 |
| 55,678.90 | - | - | 115,191.34 | 229,464.19 |
| 554,573.00 | 591,326.00 | 545,869.00 | 421,638.00 | 449,378.00 |
| - | - | - | - | - |
| 325,000.00 | 325,000.00 | 216,480.00 | 216,480.00 | 216,480.00 |
| 182,813.55 | 181,740.58 | 187,082.45 | 193,989.92 | 199,109.31 |
| - | - | - | - | - |
| - | - | - | - | - |
| - | - | - | - | - |
| - | - | - | - | - |
| 8,455,329.18 | 8,439,055.61 | 8,422,781.95 | 8,406,508.38 | 8,390,234.81 |
| - | - | - | - | - |
| - | - | - | - | - |
| 798.75 | 532.50 | 266.25 | - | - |
| - | - | - | - | - |
| - | - | - | - | - |
| - | - | - | - | - |

| | | | | |
|-----------------|-----------------|-----------------|-----------------|-----------------|
| - | - | - | - | - |
| - | - | - | - | - |
| - | - | - | - | - |
| - | - | - | - | - |
| - | - | - | - | - |
| - | - | - | - | - |
| - | - | - | - | - |
| 5,013.87 | 4,679.61 | 4,345.36 | 4,011.10 | 3,676.86 |
| 4,676.58 | 4,556.66 | 4,436.75 | 4,316.83 | 4,196.92 |
| - | - | - | - | - |
| 3,059.94 | 3,037.28 | 3,014.62 | 2,991.96 | 2,969.30 |
| - | - | - | - | - |
| - | - | - | - | - |
| 67,500.85 | 70,020.55 | 71,068.15 | 71,900.05 | 72,209.05 |
| 14,516.16 | 14,134.14 | 13,752.13 | 13,370.11 | 12,988.10 |
| 385,749.58 | 383,354.21 | 380,958.84 | 378,563.47 | 376,168.11 |
| 44,385.47 | 44,109.78 | 43,834.10 | 43,558.41 | 43,282.73 |
| - | - | - | - | - |
| 1,675.10 | 1,615.28 | 1,555.46 | 1,495.64 | 1,435.81 |
| 80,035.26 | 79,535.01 | 79,034.76 | 78,534.51 | 78,034.26 |
| 2,286.80 | 2,275.74 | 2,264.67 | 2,253.61 | 2,242.55 |
| 3,308.80 | 3,308.80 | 3,308.80 | 3,308.80 | 3,308.80 |
| 4,222.80 | 4,194.25 | 4,165.74 | 4,137.18 | 4,108.66 |
| 53,870.23 | 53,870.23 | 53,870.23 | 53,870.23 | 53,870.23 |
| - | - | - | - | - |
| - | - | - | - | - |
| (100.00) | (100.00) | (100.00) | (100.00) | (100.00) |
| (14,340,506.92) | (14,340,506.92) | (14,340,506.92) | (14,340,506.92) | (14,340,506.92) |
| 137,658.05 | 137,658.05 | 137,658.05 | 137,658.05 | 137,658.05 |
| 337,520.40 | 293,674.80 | 329,134.20 | 364,118.40 | 349,855.20 |
| - | - | - | - | - |
| (163,625.00) | (159,293.75) | (159,293.75) | (159,293.75) | (154,962.50) |
| (370,520.94) | (363,943.27) | (363,943.27) | (363,943.27) | (357,308.07) |
| (475,254.00) | (468,889.00) | (468,889.00) | (468,889.00) | (462,477.00) |
| (1,548,268.11) | (1,529,727.54) | (1,529,727.54) | (1,529,727.54) | (1,511,053.91) |
| (167,751.38) | (164,781.38) | (164,781.38) | (164,781.38) | (161,802.38) |
| (172,208.28) | (171,125.13) | (171,125.13) | (171,125.13) | (170,009.63) |
| (400,000.00) | (400,000.00) | (260,000.00) | (260,000.00) | (256,044.00) |
| (375,641.44) | (371,698.65) | (371,698.65) | (371,698.65) | (367,729.00) |
| (3,615,762.82) | (3,615,762.82) | (3,615,762.82) | (3,615,762.82) | (3,522,781.66) |
| (1,607,103.55) | (1,591,431.55) | (1,591,431.55) | (1,591,431.55) | (1,570,250.62) |
| (866,668.15) | (858,747.39) | (858,747.39) | (858,747.39) | (848,006.59) |
| (336,896.15) | (400,000.00) | (400,000.00) | (400,000.00) | (392,420.72) |
| (16,566.10) | (16,566.10) | (16,566.10) | (16,566.10) | (386,754.53) |
| - | - | - | - | (314,068.93) |
| - | - | - | - | (349,555.21) |
| - | - | - | - | (105,247.16) |
| (53,678.90) | (52,229.12) | (52,229.12) | (52,229.12) | (50,779.34) |

| | | | | |
|----------------|----------------|----------------|----------------|----------------|
| (55,770.96) | (54,831.00) | (54,831.00) | (54,831.00) | (53,891.04) |
| (107,447.75) | (105,941.48) | (105,941.48) | (105,941.48) | (104,435.21) |
| - | - | (140,000.00) | (140,000.00) | (134,728.07) |
| - | - | - | - | - |
| (14,437.50) | (17,325.00) | (15,881.25) | (14,437.50) | (17,325.00) |
| (21,516.51) | (25,970.53) | (23,840.70) | (21,704.68) | (26,197.65) |
| (20,880.00) | (25,180.00) | (23,110.00) | (21,035.00) | (25,367.00) |
| (60,852.93) | (73,373.28) | (67,338.68) | (61,289.69) | (73,899.89) |
| (9,827.00) | (11,819.00) | (10,840.00) | (9,860.00) | (11,858.00) |
| (3,379.02) | (4,140.17) | (3,814.66) | (3,485.62) | (4,268.55) |
| - | - | - | - | (3,956.00) |
| (12,950.85) | (15,611.71) | (14,326.88) | (13,039.14) | (15,718.12) |
| (181,451.94) | (136,964.09) | (136,964.09) | (136,964.09) | (184,694.63) |
| (46,425.29) | (57,104.34) | (51,930.06) | (46,905.42) | (62,881.30) |
| (23,424.56) | (28,844.19) | (26,229.13) | (23,709.28) | (31,816.83) |
| - | - | - | - | (7,579.28) |
| - | - | (242,600.68) | (242,600.68) | - |
| - | - | - | - | - |
| (4,832.60) | (5,799.12) | (5,315.86) | (4,832.60) | (5,799.12) |
| (3,133.20) | (3,759.84) | (3,446.52) | (3,133.20) | (3,759.84) |
| (5,020.90) | (6,025.08) | (5,522.99) | (5,020.90) | (6,025.08) |
| - | - | - | - | (5,271.93) |
| - | - | - | - | - |
| (2,394,300.66) | (2,369,893.76) | (2,347,247.35) | (2,324,550.93) | (2,299,981.88) |
| (272,665.57) | (274,475.96) | (274,475.96) | (274,475.96) | (276,298.38) |
| - | - | - | - | - |
| (562,534.00) | (489,458.00) | (548,557.00) | (606,864.00) | (583,092.00) |
| (65,456.81) | (386,644.30) | (110,426.86) | (232,964.23) | (284,584.21) |
| (1,706,494.57) | (1,228,682.11) | (742,538.57) | (1,128,730.59) | (3,718,161.30) |
| - | - | - | - | - |
| 817.28 | 817.79 | 783.01 | 783.50 | - |
| (3,176.49) | (3,179.44) | (3,181.43) | (3,183.42) | - |
| (2,067,548.89) | (2,304,694.43) | (2,476,052.63) | (2,711,615.57) | - |
| (1,176.08) | (1,904.92) | (2,306.53) | (2,803.57) | - |
| - | - | - | - | - |
| (6.64) | (9.53) | (9.53) | (6.64) | - |
| (40,014.84) | (4,482.00) | (63,636.43) | (124,473.35) | - |
| - | - | - | - | - |
| (57,738.76) | (18,385.66) | (29,751.92) | (47,324.51) | (19,026.48) |
| (97,861.52) | (113,359.38) | (245,125.39) | (89,902.35) | (170,754.69) |
| (39,959.95) | (64,220.02) | (54,181.50) | (87,483.37) | (94,441.44) |
| - | - | - | - | - |
| - | - | - | - | - |
| - | - | - | - | - |
| (4,374,156.37) | (4,384,052.19) | (4,398,954.44) | (4,409,902.44) | (4,956,023.03) |

| | | | | |
|----------------|----------------|----------------|----------------|----------------|
| (28,175.17) | (28,175.17) | (28,175.17) | (33,103.43) | (33,103.43) |
| - | - | - | - | (30,621.48) |
| (5,252.51) | (5,252.51) | (5,252.51) | (6,247.54) | (6,247.54) |
| (603,000.00) | (603,000.00) | (603,000.00) | (603,000.00) | (603,000.00) |
| (15,400.00) | (15,400.00) | (15,400.00) | (15,400.00) | (15,400.00) |
| (84,300.00) | (84,300.00) | (84,300.00) | (84,300.00) | (84,300.00) |
| (150,367.50) | (150,367.50) | (150,367.50) | (150,367.50) | (150,367.50) |
| (19,200.00) | (19,200.00) | (19,200.00) | (19,200.00) | (19,200.00) |
| (46,000.00) | (46,000.00) | (46,000.00) | (46,000.00) | (46,000.00) |
| (18,900.00) | (18,900.00) | (18,900.00) | (18,900.00) | (18,900.00) |
| (36,000.00) | (36,000.00) | (36,000.00) | (36,000.00) | (36,000.00) |
| (20,690.39) | (20,690.39) | (20,690.39) | (20,690.39) | (20,690.39) |
| (32,805.00) | (32,805.00) | (32,805.00) | (32,805.00) | (32,805.00) |
| (68,650.00) | (68,650.00) | (68,650.00) | (68,650.00) | (68,650.00) |
| (4,536,626.39) | (4,536,626.39) | (4,536,626.39) | (4,536,626.39) | (4,536,626.39) |
| 1,716,133.33 | 1,731,854.75 | 1,747,625.75 | 1,763,483.99 | 1,783,712.06 |
| (3,998,204.07) | (3,998,204.07) | (4,126,715.75) | (4,126,715.75) | (4,261,098.64) |
| 225,013.60 | 195,783.20 | 219,422.80 | 242,745.60 | 233,236.80 |
| 386,400.05 | 386,400.05 | 386,400.05 | 386,400.05 | 386,400.05 |
| - | - | - | - | - |
| - | - | - | - | - |
| - | - | - | - | - |
| 1,325.00 | 1,325.00 | 1,325.00 | 1,325.00 | 1,325.00 |
| 48,432.05 | 48,432.05 | 48,432.05 | 48,432.05 | 48,432.05 |
| - | - | - | - | - |
| - | - | - | - | - |
| 508,169.63 | 508,169.63 | 508,169.63 | 508,169.63 | 508,169.63 |
| 443,891.58 | 443,891.58 | 443,891.58 | 443,891.58 | 443,891.58 |
| - | - | - | - | - |
| - | - | - | - | - |
| - | - | - | - | - |
| - | - | - | - | - |
| - | - | - | - | - |
| - | - | - | - | - |
| 3,697,958.43 | 3,697,958.43 | 3,697,958.43 | 3,697,958.43 | 3,675,958.43 |
| 2,059,291.75 | 2,092,216.84 | 2,092,216.84 | 2,092,216.84 | 2,092,216.84 |
| 5,650.66 | 5,650.66 | 5,650.66 | 5,650.66 | 5,650.66 |
| - | - | - | - | - |
| 816,296.08 | 816,296.08 | 820,684.38 | 820,684.38 | 820,684.38 |
| 51,800.53 | 51,800.53 | 51,800.53 | 51,800.53 | 51,800.53 |
| - | - | - | - | - |
| 1,922,878.07 | 1,922,878.07 | 1,928,647.07 | 1,928,647.07 | 1,956,364.50 |
| 183,203.78 | 183,203.78 | 186,043.10 | 186,043.10 | 180,207.99 |
| 480,757.72 | 480,757.72 | 480,757.72 | 480,757.72 | 480,757.72 |
| 672,684.07 | 672,684.07 | 672,684.07 | 672,684.07 | 672,684.07 |
| 1,453,961.87 | 1,453,961.87 | 1,453,961.87 | 1,453,961.87 | 1,432,993.66 |
| 166,225.24 | 166,225.24 | 169,284.42 | 170,697.02 | 175,573.08 |
| 18,636.91 | 18,636.91 | 18,636.91 | 18,636.91 | 18,636.91 |
| 4,175.71 | 4,175.71 | 4,175.71 | 4,175.71 | 4,175.71 |

| | | | | |
|---------------|---------------|---------------|---------------|---------------|
| 853,757.58 | 853,757.58 | 853,757.58 | 853,757.58 | 863,189.20 |
| 19,382.52 | 19,382.52 | 19,382.52 | 19,382.52 | 19,382.52 |
| 404,778.30 | 404,778.30 | 404,778.30 | 404,778.30 | 404,778.30 |
| 17,123.56 | 17,123.56 | 17,123.56 | 17,123.56 | 17,123.56 |
| 1,792,090.33 | 1,793,808.25 | 1,793,808.25 | 1,793,808.25 | 1,793,808.25 |
| 877.10 | 877.10 | 877.10 | 877.10 | 877.10 |
| 741,918.79 | 741,918.79 | 741,918.79 | 741,918.79 | 741,918.79 |
| 5,826.93 | 5,826.93 | 5,826.93 | 5,826.93 | 5,826.93 |
| 10,974,849.84 | 10,974,849.84 | 11,146,048.22 | 11,179,346.32 | 11,538,567.18 |
| 1,591,180.18 | 1,591,180.18 | 1,704,839.17 | 1,741,387.27 | 1,756,606.99 |
| 5,192,590.09 | 5,192,590.09 | 5,192,590.09 | 5,192,590.09 | 5,189,865.94 |
| 5,305,694.92 | 5,305,694.92 | 5,305,694.92 | 5,305,694.92 | 5,305,694.92 |
| 865,893.03 | 865,893.03 | 865,893.03 | 865,893.03 | 865,893.04 |
| 622,095.25 | 622,095.25 | 622,095.25 | 622,095.25 | 622,095.25 |
| 54,173.20 | 54,173.20 | 54,173.20 | 54,173.20 | 48,472.79 |
| 296,609.65 | 298,197.42 | 304,452.08 | 306,684.08 | 313,930.46 |
| 59,091.74 | 59,091.74 | 68,137.15 | 68,137.15 | 77,148.85 |
| 149,726.91 | 149,726.91 | 149,726.91 | 149,726.91 | 149,726.91 |
| 298,437.22 | 298,437.22 | 298,437.22 | 298,437.22 | 832,342.24 |
| 72,004.92 | 72,004.92 | 72,004.92 | 72,004.92 | 72,004.92 |
| 2,010,656.55 | 2,012,972.91 | 2,012,972.91 | 2,012,972.91 | 1,992,049.33 |
| 763,962.94 | 763,962.94 | 768,683.62 | 811,853.02 | 766,036.82 |
| 888,482.25 | 898,378.07 | 913,280.32 | 924,228.32 | 931,455.36 |
| 913,631.68 | 915,457.80 | 917,457.00 | 919,856.04 | 920,255.85 |
| 970,562.36 | 955,227.47 | 958,117.17 | 960,355.24 | 962,173.47 |
| 685,250.02 | 686,614.12 | 687,559.32 | 688,354.07 | 689,100.90 |
| 460,105.54 | 460,105.54 | 460,105.54 | 460,105.54 | 472,145.74 |
| 4,605.74 | 4,605.74 | 4,605.74 | 4,605.74 | 4,605.74 |
| 521,666.71 | 521,666.71 | 521,666.71 | 521,666.71 | 526,655.24 |
| 89,767.42 | 89,767.42 | 89,767.42 | 89,767.42 | 89,767.42 |
| 2,688.66 | 2,688.66 | 2,688.66 | 2,688.66 | 2,688.66 |
| 90,722.67 | 90,722.67 | 90,722.67 | 90,722.67 | 90,722.67 |
| 9,592.29 | 9,592.29 | 9,592.29 | 9,592.29 | 9,592.29 |
| - | - | - | - | - |
| 446,807.37 | 458,726.01 | 460,958.25 | 460,958.25 | 465,092.35 |
| 35,182.48 | 35,182.48 | 35,182.48 | 35,182.48 | 35,182.48 |
| 368.00 | 368.00 | 368.00 | 368.00 | 368.00 |
| 731,883.16 | 823,755.31 | 916,761.56 | 1,010,366.13 | 1,110,588.30 |
| (129,035.38) | (144,756.80) | (160,527.80) | (176,386.04) | |
| (117,251.50) | (131,896.47) | (146,541.42) | (161,186.39) | (175,831.34) |
| (76.69) | (86.27) | (95.86) | (105.44) | (115.03) |
| (4,253.77) | (4,785.44) | (5,317.16) | (5,848.84) | (6,380.54) |
| (4,530.17) | (5,096.41) | (5,662.71) | (6,228.91) | (6,795.19) |
| (9,268.89) | (10,212.07) | (11,155.25) | (12,098.44) | (13,041.62) |
| (11,143.26) | (12,320.78) | (13,498.26) | (14,675.78) | (15,853.26) |
| 130,040.02 | 146,313.59 | 162,587.25 | 178,860.82 | 195,134.39 |
| 35,166.78 | 39,562.63 | 43,958.41 | 48,354.27 | 52,483.79 |
| 606,156.42 | 680,348.73 | 739,503.16 | 857,935.74 | 922,129.15 |
| 238,784.77 | 287,195.38 | 202,562.54 | 171,213.58 | 53,638.38 |

| | | | | |
|----------------|----------------|----------------|----------------|----------------|
| 65,241.74 | 78,468.68 | 39,772.94 | 31,207.64 | (7,166.82) |
| - | - | 88,703.68 | 88,703.68 | 189,340.17 |
| - | - | 39,808.00 | 39,808.00 | 73,554.40 |
| (10,389.36) | (11,688.03) | (12,986.70) | (14,285.37) | (15,584.04) |
| - | - | - | - | - |
| (3,112.00) | (3,112.00) | (3,112.00) | (3,112.00) | (3,112.00) |
| (4,299.00) | (4,299.00) | (4,299.00) | (4,299.00) | (4,299.00) |
| - | - | - | - | - |
| - | - | - | - | 395.91 |
| 64,301.38 | 72,217.50 | 80,314.06 | 88,086.52 | 96,380.03 |
| 237,852.88 | 273,972.48 | 310,377.61 | 346,368.35 | 392,342.26 |
| - | - | - | - | - |
| 9,083.76 | 10,156.73 | 11,229.70 | 12,302.67 | 13,375.64 |
| - | - | - | - | - |
| (197,290.98) | (221,921.52) | (246,552.46) | (271,366.96) | (296,146.19) |
| (599,242.00) | (674,147.25) | (749,052.50) | (823,957.75) | (898,863.00) |
| 599,242.00 | 674,147.25 | 749,052.50 | 823,957.75 | 898,863.00 |
| (3,722,796.43) | (4,255,099.69) | (4,731,314.67) | (5,196,171.66) | (5,575,805.55) |
| - | - | - | - | - |
| (102,402.00) | (139,155.00) | (93,698.00) | 30,533.00 | 2,793.00 |
| (325,000.00) | (325,000.00) | (216,480.00) | (216,480.00) | (216,480.00) |
| - | - | - | - | - |
| - | - | - | - | - |
| (565,832.90) | (638,516.23) | (714,263.50) | (787,758.52) | (861,602.97) |
| (29,929.99) | (33,445.36) | (36,576.36) | (41,615.36) | (44,469.36) |
| 25,916.17 | 27,306.63 | 29,151.02 | 29,242.20 | 29,606.92 |
| 176,439.36 | 200,573.28 | 225,235.20 | 243,168.42 | 259,211.64 |
| 4,648.45 | 5,412.75 | 6,025.40 | 6,468.86 | 6,912.32 |
| 20,644.86 | 23,539.53 | 26,434.20 | 28,443.87 | 32,203.54 |
| 22,370.28 | 26,493.00 | 30,231.60 | 32,692.47 | 35,015.64 |
| 11,619.36 | 13,194.21 | 14,790.18 | 15,789.75 | 16,920.27 |
| 136,774.42 | 156,511.13 | 167,127.42 | 184,431.43 | 225,721.20 |
| 1,654.06 | 1,839.09 | 2,230.09 | 2,621.09 | 2,001.12 |
| 2,290.44 | 2,578.56 | 2,881.20 | 3,176.67 | 3,489.69 |
| 7,473.30 | 8,430.30 | 9,337.30 | 10,244.30 | 10,354.30 |
| 44,538.00 | 58,589.60 | 61,258.61 | 64,126.59 | 66,548.31 |
| 26,108.56 | 32,470.34 | 35,911.34 | 39,352.34 | 40,063.37 |
| 49,278.10 | 57,161.31 | 62,593.31 | 68,025.31 | 75,019.50 |
| 925.00 | 2,160.00 | 2,160.00 | 2,360.00 | 3,030.00 |
| - | - | - | - | - |
| - | - | - | - | - |
| 13,565.15 | 15,485.85 | 16,986.85 | 18,141.65 | 19,621.04 |
| 9,644.63 | 10,844.85 | 12,103.22 | 13,049.81 | 14,951.53 |
| 3,794.49 | 4,058.46 | 4,331.39 | 4,796.51 | 5,376.15 |
| 3,713.59 | 4,045.72 | 4,375.99 | 4,758.85 | 5,366.96 |
| 5,812.76 | 6,472.75 | 6,996.90 | 7,472.76 | 8,009.64 |
| 1,045.43 | 1,144.39 | 1,231.90 | 1,319.41 | 1,452.65 |
| 2,983.70 | 3,223.49 | 3,475.23 | 3,706.76 | 4,108.66 |
| 28,840.30 | 32,204.07 | 35,563.80 | 38,617.08 | 42,212.10 |

| | | | | |
|------------|------------|------------|------------|------------|
| 2,303.71 | 2,502.41 | 2,620.50 | 2,976.45 | 3,250.22 |
| 2,930.09 | 3,142.03 | 3,467.77 | 3,831.21 | 4,276.88 |
| 4,901.03 | 4,866.94 | 5,159.37 | 5,434.14 | 5,699.00 |
| 3,004.73 | 3,272.22 | 3,541.24 | 3,821.99 | 4,168.63 |
| 6,307.95 | 6,988.53 | 7,490.70 | 8,046.65 | 8,707.63 |
| - | - | - | - | - |
| 3,721.87 | 4,091.29 | 4,670.27 | 4,670.27 | 5,640.22 |
| 1,562.52 | 1,657.61 | 1,753.61 | 1,847.81 | 2,068.81 |
| 1,863.85 | 1,952.89 | 2,040.40 | 2,140.14 | 2,431.12 |
| 3,935.78 | 4,187.80 | 4,431.64 | 4,723.98 | 5,337.29 |
| 6,020.81 | 6,438.65 | 6,907.23 | 7,559.59 | 8,261.05 |
| 9,398.85 | 10,258.16 | 11,149.29 | 12,431.94 | 13,832.95 |
| 859.73 | 1,007.27 | 1,135.85 | 1,180.24 | 1,225.77 |
| 956.73 | 997.93 | 1,042.18 | 1,140.18 | 1,206.44 |
| 2,825.00 | 3,196.97 | 3,496.47 | 3,797.64 | 4,139.63 |
| 6,040.29 | 6,919.92 | 8,031.55 | 8,285.37 | 8,789.11 |
| 1,511.40 | 1,613.73 | 1,709.73 | 1,810.26 | 1,973.16 |
| 2,372.99 | 2,572.03 | 2,746.72 | 2,921.58 | 3,209.06 |
| 4,678.54 | 5,302.85 | 5,835.94 | 6,798.46 | 6,798.46 |
| - | - | - | - | - |
| 2,715.90 | 2,967.46 | 3,183.17 | 3,495.66 | 3,792.26 |
| 1,400.82 | 1,510.47 | 1,618.33 | 1,698.06 | 1,867.37 |
| 2,575.24 | 2,822.39 | 3,050.74 | 3,319.13 | 3,622.71 |
| 6,568.24 | 7,149.06 | 7,587.16 | 7,587.16 | 9,664.61 |
| 6,089.99 | 6,569.33 | 7,119.68 | 7,832.80 | 8,882.21 |
| - | - | - | - | - |
| 3,828.98 | 4,210.54 | 4,475.01 | 4,777.92 | 5,118.93 |
| 2,385.78 | 2,635.37 | 2,869.32 | 3,125.58 | 3,431.21 |
| 2,058.54 | 2,225.70 | 2,378.59 | 2,579.06 | 2,886.57 |
| 6,488.06 | 6,520.01 | 6,520.01 | 7,571.82 | 8,529.74 |
| 2,057.16 | 2,316.35 | 2,517.60 | 2,692.50 | 2,987.61 |
| 3,097.12 | 3,438.23 | 3,568.22 | 3,790.55 | 4,236.33 |
| 2,152.11 | 2,422.13 | 2,698.86 | 3,018.03 | 3,018.03 |
| 1,465.67 | 1,524.31 | 1,620.31 | 1,875.28 | 2,165.98 |
| 2,966.78 | 3,252.25 | 3,499.59 | 3,806.26 | 4,152.12 |
| 1,411.92 | 1,473.90 | 1,537.70 | 1,537.70 | 1,718.75 |
| - | - | - | - | - |
| - | - | - | - | - |
| 1,549.96 | 1,549.96 | 1,549.96 | 1,549.96 | 1,549.96 |
| 7,097.92 | 7,995.85 | 8,893.78 | 9,791.71 | 10,689.64 |
| 1,276.57 | 1,276.57 | 1,276.57 | 1,276.57 | 1,360.70 |
| 588.98 | 588.98 | - | - | 1,016.65 |
| - | - | - | - | - |
| 4,677.31 | 4,677.31 | 5,378.42 | 5,378.42 | 10,932.17 |
| - | - | - | - | - |
| 1,652.92 | 1,828.47 | 1,944.29 | 2,120.09 | 2,295.89 |
| 32,070.45 | 33,706.98 | 36,861.17 | 38,961.96 | 45,267.88 |
| 326,032.52 | 356,957.92 | 380,570.81 | 413,653.86 | 451,500.11 |
| 13,144.53 | 14,494.49 | 19,692.81 | 21,225.63 | 24,467.92 |

| | | | | |
|------------|------------|------------|------------|------------|
| - | - | - | - | - |
| - | - | - | - | - |
| - | - | - | - | - |
| - | - | - | - | - |
| 2,207.99 | 2,452.15 | 2,510.86 | 2,875.50 | 3,197.01 |
| - | - | - | - | - |
| 374.60 | 449.44 | 486.86 | 524.28 | 640.98 |
| - | - | - | - | - |
| - | - | - | - | - |
| 19,600.00 | 23,520.00 | 23,520.00 | 27,440.00 | 31,482.62 |
| 684.72 | 774.24 | 841.56 | 864.00 | 1,178.56 |
| 589.56 | 589.56 | 589.56 | 589.56 | 793.69 |
| 2,829.89 | 4,000.28 | 4,606.40 | 4,649.75 | 4,736.45 |
| 14,749.94 | 15,600.14 | 16,378.40 | 17,444.42 | 18,523.52 |
| - | - | - | - | - |
| - | - | - | - | - |
| - | - | - | - | - |
| - | - | - | - | - |
| 15,397.15 | 17,622.20 | 19,819.99 | 21,292.91 | 22,950.45 |
| 17,171.92 | 19,455.92 | 22,206.72 | 27,985.32 | 29,057.32 |
| - | - | - | - | - |
| 3,889.00 | 4,607.17 | 4,633.13 | 4,943.78 | 5,259.43 |
| - | - | - | - | - |
| - | - | - | - | - |
| - | - | - | - | - |
| - | - | 990.50 | 990.50 | 2,983.50 |
| 21,686.14 | 23,436.66 | 25,407.21 | 26,941.42 | 28,338.02 |
| 5,976.28 | 6,563.50 | 8,166.40 | 11,576.60 | 13,339.12 |
| 11,965.25 | 15,193.65 | 12,465.65 | 12,513.65 | 12,513.65 |
| 1,688.39 | 1,708.37 | 1,809.15 | 1,884.69 | 2,053.81 |
| - | - | - | - | - |
| - | - | - | - | - |
| 93,328.75 | 109,884.08 | 123,031.73 | 143,377.35 | 184,108.35 |
| 33,871.52 | 37,868.54 | 42,695.64 | 47,262.40 | 52,829.52 |
| 49,479.33 | 49,658.51 | 49,908.55 | 50,273.63 | 50,816.74 |
| 934.61 | 1,656.95 | 2,806.69 | 3,459.59 | 3,700.85 |
| 143,288.37 | 162,345.94 | 161,437.30 | 169,566.69 | 191,529.77 |
| 8,765.92 | 9,692.69 | 10,851.23 | 11,673.75 | 12,440.70 |
| 22,252.69 | 23,563.19 | 23,967.97 | 24,281.32 | 24,336.88 |
| - | - | - | - | - |
| 3,683.78 | 4,800.98 | 4,800.98 | 4,800.98 | 4,800.98 |
| 4,801.12 | 10,329.80 | 13,247.27 | 13,914.37 | 14,081.06 |
| 24,827.49 | 30,077.77 | 33,468.65 | 37,740.11 | 39,993.71 |
| 16,280.64 | 19,395.39 | 21,616.87 | 22,963.29 | 24,237.69 |
| 12,130.69 | 14,512.34 | 15,298.86 | 17,224.58 | 19,340.21 |
| 11,322.43 | 12,803.94 | 14,064.71 | 15,563.87 | 17,487.34 |
| 4,186.90 | 4,650.50 | 5,283.99 | 5,977.27 | 6,509.24 |
| 43,395.44 | 52,062.82 | 58,772.23 | 62,451.17 | 68,052.33 |

| | | | | |
|------------|--------------|--------------|--------------|--------------|
| - | - | - | - | - |
| 16,909.33 | 16,987.51 | 25,113.59 | 34,889.84 | 29,533.33 |
| 621.40 | 670.63 | 792.37 | 826.91 | 992.94 |
| 4,363.37 | 4,896.34 | 5,438.99 | 6,023.82 | 6,652.55 |
| 3,452.50 | 4,037.90 | 4,378.90 | 4,378.90 | 4,708.90 |
| 64,489.83 | 72,387.00 | 80,484.17 | 97,231.00 | 109,824.31 |
| 14,170.66 | 15,151.00 | 17,004.00 | 17,004.00 | 17,004.00 |
| 7,396.66 | 8,327.49 | 9,258.32 | 10,189.15 | 10,189.15 |
| 3,994.38 | 4,029.90 | 4,233.59 | 4,365.11 | 5,124.02 |
| 12.65 | 12.65 | 12.65 | 12.65 | 39.30 |
| 102.00 | 102.00 | 102.00 | 102.00 | (153.93) |
| - | - | - | - | - |
| - | - | - | - | - |
| 31,306.00 | 34,703.00 | 38,300.00 | 43,014.00 | 44,278.00 |
| 945,809.00 | 1,038,812.00 | 1,104,812.00 | 1,213,020.00 | 1,327,758.00 |
| - | - | - | - | - |
| - | - | - | - | - |

TAB 11

PWW

Filing Requirement Schedules

Puc 1604.06 and Puc 1604.07

Regarding: Puc 1604.07(a)(11) Schedule 3 - Rate Base; Puc 1604.07(a)(12) Schedule 3A - Working Capital; and Puc 1604.07(a)(13) Schedule 3 Attachment - Pro Forma Adjustment Rate Base; these schedules are no longer included in PWW's rate filings because of prior approvals to no longer produce these schedules as follows:

(1) In PWW's last rate case, the Commission agreed that "return on rate base and depreciation components no longer pertain to PWW because, under PWW's current ratemaking methodology, a debt service component effectively replaced return on rate base and depreciation expense." See, Secretarial Letter dated May 31, 2019 in Docket No. DW 19-084 granting waiver of Puc 1604.07(a) (11)-(13).

(2) As to future PWW rate cases, the settlement agreement approved by the Commission in Order No. 26,383 (July 24, 2020) in Docket No. DW 19-084 stated: "[t]he Settling Parties agree and recommend that the Commission require PWW to file its subsequent rate cases in accordance with the procedures and methodologies described in this Agreement, unless otherwise modified by the Commission, and consistent with the computations set forth in the exhibits and attachments to this Agreement." See, Docket No. DW 19-084, Exhibit 9, Settlement Agreement at 52 (emphasis added). See also, Order No. 26,383, where the Commission approved this term: "[w]e expect that future rate case proceedings will follow the procedures and methodologies outlines in the Settlement Agreement and incorporate those terms into this order by reference." Order at 18.

**Pennichuck Water Works, Inc.
Rate Impact on Average Single Family Residential Customer**

Customer Impact

| | <u>DW19-084 Rate Model</u> | |
|--|----------------------------|--------------------|
| Overall Revenue Requirement/Increase (1) | \$ | 42,028,403 |
| Current Water Revenues with CBFRR, excluding QCPACs (2) | \$ | 39,122,488 |
| Overall Revenue % Increase | | 7.43% |
| | <hr/> | |
| | Base Rates (3): | Proposed Rates (4) |
| Monthly 5/8 inch Meter Customer Charge | \$ 26.90 | \$ 28.97 |
| Monthly Volumetric Charge based on Usage (5)(6) | \$ 34.22 | \$ 34.22 |
| Total Average Single Family Residential Monthly Bill | \$ 61.12 | \$ 63.19 |
| Current Monthly QCPAC Surcharge (7) | \$ 0.83 | |
| Total Average Single Family Residential Monthly Bill w/QCPAC Surcharge | \$ 61.95 | |

Customer Impact from New Rates:

| | | |
|---|---------|--|
| Increase to the Total Average Single Family Residential Base Monthly Bill | \$ 2.07 | over tariffed rates granted in DW22-032 |
| Increase to the Total Average Single Family Residential Monthly Bill | \$ 1.24 | over tariffed rates granted in DW22-032 with QCPAC's granted in DW23-015 |

Notes:

- (1) Overall Revenue Requirement using DW19-084 Rate methodology.
- (2) The Current Water Revenues reflect the current tariffed rates granted in DW19-084. The Current Water Revenues do not include the impact of the QCPAC surcharge for QCPAC's placed in service during 2019, 2020 and 2021. The Current Water Revenues are as detailed on Schedule 1C.
- (3) Base rates based on tariffed charges granted in DW19-084 and adjusted annually based to reflect changes to public fire protection rates
- (4) Per Schedule 9 of the 1604.08 schedules the effective rate increase for a volumetric charge for the residential GM customer is 7.68%
Per Schedule 9 of the 1604.08 schedules the effective rate increase for a 5/8" meter charge for the residential GM customer is 7.68%
- (5) Volumetric Charge per CCF granted in DW22-032 (In effect as of August 1, 2023) \$ 4.41
- (6) Average Single Family Residential Monthly Usage (CCF) based on 5 year average 7.76
- (7) Based on the QCPAC granted in DW20-020, DW 22-015 for used and useful 2022 Capex. The QCPAC impact is expected to be 1.36%
- (8) Volumetric Charge per CCF granted in DW22-032 4.41

Pennichuck Water Works, Inc.
Schedule A - Modified per DW19-084
Computation of Revenue Deficiency
For The Twelve Months Ended December 31, 2022

Schedule A

| | 12 Months Ending 12/31/22 | | PRO FORMA Adjustments to 2022 Test Year | | PRO FORMA 12 Months Ending 12/31/22 | | Perm Rate PRO FORMA Adjustments based on FIVE YEAR AVE | | Perm Rate Based on Five Year AVE |
|---|------------------------------|-----|---|------|---|-----|---|------|-------------------------------------|
| City Bond Expense | \$ 7,729,032 | (1) | - | | \$ 7,729,032 | | - | | \$ 7,729,032 |
| Operating Expenses (OE) | \$ 24,565,049 | (2) | \$ (51,927) | (7) | \$ 24,513,122 | | \$ (274,277) | (13) | \$ 24,238,845 |
| Less Non Material Operating Expenses | \$ 546,114 | (3) | - | | \$ 546,114 | | - | | \$ 546,114 |
| Less Amortization Expense | \$ 158,238 | | \$ (32,372) | (9) | \$ 125,866 | | - | | \$ 125,866 |
| OE's subject to Material Operating Expense Factor (MOEF) | \$ 23,860,697 | | | | \$ 23,841,141 | | | | \$ 23,566,865 |
| MOEF | 1.095 | (4) | | | 1.0925 | (8) | | | 1.0925 |
| Material Operating Expense Revenue Requirement (MOERR) | \$ 26,127,463 | | | | \$ 26,046,447 | | | | \$ 25,746,800 |
| Non Material Operating Expenses | \$ 546,114 | | | | \$ 546,114 | | | | \$ 546,114 |
| Amortization Operating Expenses | \$ 158,238 | | | | \$ 125,866 | | | | \$ 125,866 |
| Total Operating Expenses | \$ 26,831,815 | | | | \$ 26,718,427 | | | | \$ 26,418,780 |
| Debt Service Expense | \$ 7,144,321 | (5) | \$ 558,603 | (10) | \$ 7,702,925 | | - | | \$ 7,702,925 |
| Principal and Interest Coverage Requirement | 1.10 | (6) | | | 1.10 | | | | 1.10 |
| Total Debt Service Expense including the .01 DSRR | \$ 7,858,753 | | | | \$ 8,473,217 | | | | \$ 8,473,217 |
| Required Total Revenue Requirement | \$ 42,419,600 | | | | \$ 42,920,676 | | | | \$ 42,621,029 |
| Credit/Debit for refill of RSF accounts to imprecise levels | - | | | | - | | - | (14) | - |
| Less other Operating Revenues | \$ 525,090 | | \$ 67,536 | (11) | \$ 592,626 | | - | | \$ 592,626 |
| Revenues Required from Customer Classes | \$ 41,894,510 | | | | \$ 42,328,050 | | | | \$ 42,028,403 |
| Less Fixed Contract Revenues not subject to Rate Increase | \$ 600,272 | | | | \$ 600,272 | | \$ 694,431 | (15) | \$ 1,294,703 |
| Revenues required from Customer Classes exclusive of Fixed contract revenues | \$ 41,294,238 | | | | \$ 41,727,778 | | | | \$ 40,733,700 |
| Total Current Revenues from Customer Classes | \$ 36,482,523 | | | | \$ 40,764,456 | | \$ (1,641,969) | (16) | \$ 39,122,488 |
| Less Fixed Contract Revenues not subject to Rate Increase | \$ 600,272 | | \$ 694,431 | | \$ 1,294,703 | | - | (17) | \$ 1,294,703 |
| Current Revenues from Customer Classes exclusive of Fixed contract revenues | \$ 35,882,251 | | | | \$ 39,469,754 | | | | \$ 37,827,785 |
| Revenue Increase from Customer Classes | \$ 5,411,986 | | | | \$ 1,563,594 | | | | \$ 2,905,915 |
| Proposed Effective Percent Customer Class Revenue Increase (18) | 15.08% | | | | 3.96% | | | | 7.68% |
| Overall Increase Percentage (19) | 14.83% | | | | 3.84% | | | | 7.43% |
| Total QCPAC Revenues | \$ 2,829,042 | | \$ (369,403) | (12) | \$ 2,459,640 | | - | | \$ 2,459,640 |
| Current Water Revenues from all Customer Classes Inclusive of QCPAC | \$ 38,711,294 | | | | \$ 41,929,394 | | | | \$ 40,287,425 |
| Proposed Effective Percent Customer Class Revenue Increase after removing QCPAC revenues that are already or projected to be collected (21) | 6.67% | | | | -0.48% | | | | 1.11% |

- Notes:
- (1) The 12/31/2022 City Bond expense is PWW's share of the payment to City Bond per Sch 1 Attach A, Pg 2
 - (2) The 12/31/22 Operating expense reflect the operating expenses incurred in 2022 inclusive of amortization expense and non material operating expenses.
 - (3) The 12/31/2022 non material operating expenses. See Tab titled "2022 Non MOE" for calculation of these expenses.
 - (4) The Material Operating Expense Factor (MOEF) approved in DW19-084
 - (5) The 12/31/2021 Debt Service (principal and interest) paid on debt instruments that were in place before the end of 2021 per 1604.06 Schedule 5.
 - (6) The Debt Service Factor approved in DW19-084.
 - (7) Pro Forma adjustments to 2021 Material operating expenses reflecting projected changes to those expenses within 12 months of 12/31/2021 per 1604.06 Sch 1.
 - (8) MOEF approved in DW22-032
 - (9) Pro Forma adjustments to 2022 amortization expenses reflecting projected changes to those expenses within 12 months of 12/31/2022 per 1604.06 Sch 1.
 - (10) Pro Forma adjustment based on adding in the 2023 Principal and Interest payments on 2023 Series Bonds to reflect full year 2023 Prd per 1604.08 Sch 5
 - (11) Pro Forma adjustments to 2022 Other Operating Revenues Per 1604.06 Schedule 1 Attach A Pg 1
 - (12) Pro Forma to Test Year QCPAC revenues per 1604.06 Sch 1C and 1604.06 Sch 1, Attach A, Pg 1. This proforma accounts for a full year of QCPAC Revenues from DW23-015
 - (13) Reflecting pro forma test year operating expenses associated with 5 year average per 1604.06 Schedule 1
 - (14) Reflecting pro forma 3 year credit/debit to Revenue requirement based projected 2023 Year ending BSF balances per Sch 1 Attach A Pg 3
 - (15) Reflecting changes associated with New Special Contract Fixed Contract Fees per 1604.06 Schedule 1C
 - (16) Pro Forma increase to Customer Class Revenues are based on those derived from G-M volumetric and Fixed meter charges, Special Contract Volumetric and Fixed meter charges per 1604.06 Sch 1C
 - (17) Change in fixed fee based on filed or pending filed special contracts for Anhusser-Bosch, Town of Hudson, Town of Milford and PEU
 - (18) Rate increase is the percentage increase to all customer classes exclusive of Special Contract Fixed Fees.

Pennichuck Water Works, Inc.
Overall Rate of Return
For the Twelve Months Ended December 31, 2022

Rate of Return - Sch 1A

| <u>Capital Component</u> | <u>Amount</u> | <u>Ratio</u> | <u>Rate</u> | <u>Average Cost Rate</u> |
|-------------------------------|-----------------------|----------------|-------------|----------------------------------|
| Long-term Debt | \$ 123,919,050 | 98.87% | 2.69% (2) | 2.66% |
| Short-term Debt | \$ - | 0.00% | 0.00% | 0.00% |
| Preferred Stock | \$ - | 0.00% | 0.00% | 0.00% |
| Common Equity | \$ 1,410,543 | 1.13% | 6.12% (1) | 0.07% |
| Overall Rate of Return | <u>\$ 125,329,593</u> | <u>100.00%</u> | | <u>2.73%</u> |

Notes:

(1) The return on equity based on Order 25,292 in DW 11-026 is as follows:

| | |
|-------------------------------------|--------------|
| Average 2022 30 year Treasury bonds | 3.12% |
| Plus 3.0% | <u>3.00%</u> |
| Total | <u>6.12%</u> |

(2) Per Order 25,230 in DW 10-091, the interest rate as reflected on Schedules 5 is calculated on debt net of debt issuance costs

Pennichuck Water Works, Inc.
Operating Income Statement
For The Twelve Months Ended December 31, 2022

Schedule 1

| Account Number | PRO FORMA Adjustments to Test Year (Fixed Contract, recoupment, DW22- 032 | | | Perm Rate PRO FORMA Adjustments based on Five Year Ave | | Perm Rate Based on Five Year Ave | | Twelve Months Twelve Months Twelve Months | | | |
|--|--|---------------------------------|---------------------------------|---|---------------------------------|-------------------------------------|---------------------------|---|---------------------------|---------------------------|---------------------------|
| | Twelve Months 12/31/22 | PRO FORMA 12 Months 12/31/22 | PRO FORMA 12 Months 12/31/22 | PRO FORMA 12 Months 12/31/22 | PRO FORMA 12 Months 12/31/22 | Twelve Months 12/31/21 | Twelve Months 12/31/20 | Twelve Months 12/31/19 | Twelve Months 12/31/21 | Twelve Months 12/31/20 | Twelve Months 12/31/19 |
| Water Sales, less QCPAC Revenues | \$ 36,482,523 | \$ 4,281,933 (1) | \$ 40,764,456 | \$ (1,641,969) | (14),(15) | \$ 39,122,488 | \$ 35,306,957 | \$ 35,083,119 | \$ 30,846,066 | \$ 30,846,066 | \$ 30,846,066 |
| QCPAC Revenues | \$ 2,829,042 | \$ (369,403) (2) | \$ 2,459,640 | \$ - | | \$ 2,459,640 | \$ 2,265,513 | \$ 1,244,729 | \$ 1,049,281 | \$ 1,049,281 | \$ 1,049,281 |
| Total Water Sales | \$ 39,311,566 | | \$ 43,224,096 | \$ (1,641,969) | | \$ 41,582,128 | \$ 37,572,470 | \$ 36,327,848 | \$ 31,895,347 | \$ 31,895,347 | \$ 31,895,347 |
| Water Sales for Resale | 466 19,359 | | 19,359 | | | \$ 19,359 | \$ 11,194 | 10,809 | 3,672 | 3,672 | 3,672 |
| Other Operating Revenue | 471 to 474 505,731 | 67,536 (3) | 573,267 | | | \$ 573,267 | \$ 440,792 | 349,512 | 381,376 | 381,376 | 381,376 |
| Total Revenues | 39,836,656 | | 43,816,722 | (1,641,969) | | 42,174,754 | - | 38,024,455 | 36,688,169 | 36,688,169 | 32,280,395 |
| Operating Expenses | | | | | | | | | | | |
| Production Expenses | 601 to 652 & 926.7 7,037,521 | 615,960 (4) | 7,653,481 | (274,277) | (16) | 7,379,205 | 5,675,210 | 5,287,617 | 5,064,262 | 5,064,262 | 5,064,262 |
| Transmission & Distribution Expenses | 660 to 678 & 921, 926,950 | 83,413 (5) | 3,684,026 | - | | 3,684,026 | 3,311,068 | 3,159,072 | 3,197,561 | 3,197,561 | 3,197,561 |
| Engineering Expense | 660 to 662 1,091,043 | (106,176) (6) | 984,867 | - | | 984,867 | 964,232 | 679,636 | 1,351,622 | 1,351,622 | 1,351,622 |
| Customer Acct & Collection Exp | 902 to 904 1,825,944 | 45,605 (7) | 1,871,548 | - | | 1,871,548 | 1,688,164 | 1,686,045 | 1,583,386 | 1,583,386 | 1,583,386 |
| Admin & General Material Operating Expense | 920 to 950 6,627,992 | 300,071 (8) | 6,928,063 | - | | 6,928,063 | 6,715,113 | 6,346,791 | 5,266,645 | 5,266,645 | 5,266,645 |
| Admin & General Non Material Operating Expense | 920 to 950 546,114 | - | 546,114 | - | | 546,114 | 492,716 | 448,736 | 491,669 | 491,669 | 491,669 |
| Information Services Expense | 920 to 950 1,343,754 | 32,118 (9) | 1,375,872 | - | | 1,375,872 | 1,196,632 | 1,086,015 | 1,132,112 | 1,132,112 | 1,132,112 |
| Inter Div Management Fee, Including PCP allocation | 930 (3,611,063) | (75,867) (10) | (3,686,930) | - | | (3,686,930) | (3,393,198) | (3,312,059) | (3,177,470) | (3,177,470) | (3,177,470) |
| Amortization Expense | 407 158,238 | (32,372) (11) | 125,866 | - | | 125,866 | 150,002 | 120,233 | 138,466 | 138,466 | 138,466 |
| Property Taxes | 408.1 4,001,047 | 114,271 (12) | 4,115,318 | - | | 4,115,318 | 4,631,638 | 4,191,436 | 4,048,124 | 4,048,124 | 4,048,124 |
| Payroll Taxes | 408.1 814,768 | - | 814,768 | - | | 814,768 | 783,124 | 728,335 | 727,089 | 727,089 | 727,089 |
| Income Tax | 409 to 410 1,129,078 | (1,028,951) (13) | 100,128 | - | | 100,128 | 1,286,410 | 1,812,711 | 1,601,908 | 1,601,908 | 1,601,908 |
| Total Operating Expenses | 24,565,049 | (51,927) | 24,513,122 | (274,277) | | 24,238,845 | - | 23,501,111 | 22,234,568 | 22,234,568 | 21,425,574 |

Notes:

- (1) Adjust 2022 Revenues for DW22-032 increase per Schedule 1, Attachment A, Page 1
- (2) Adjust QCPAC revenues per Schedule 1, Attachment A, Page 1
- (3) Adjust other operating revenue to include impact on 2022 jobbing revenues and change to Misc Fees per Schedule 1, Attachment A, Page 1
- (4) Adjust for pro forma Production expenses per 1604.06 Schedule 1, Attachment B
- (5) Adjust for pro forma T&D expenses per 1604.06 Schedule 1, Attachment C
- (6) Adjust for pro forma engineering personnel and salary expenses per 1604.06 Schedule 1, Attachment D
- (7) Adjust for pro forma for Customer Account and Collection expenses per 1604.06 Schedule 1, Attachment F
- (8) Adjust for pro forma Administration and General expenses per 1604.06 Schedule 1 Attachment G, Page 1
- (9) Adjust for pro forma Information Services personnel and salary expenses per 1604.06 Schedule 1, Attachment E
- (10) Adjust Management Fee allocation to subsidiaries per 1604.06 Schedule 1, Attachment H
- (11) Adjust for pro forma Amortization expenses per 1604.06 Schedule 1, Attachment J. This pro forma is assumes no deferred debit to refill the RSF accounts to their imprest levels at the end of 2023.
- (12) Adjust for pro forma Property Tax expenses per 1604.06 Schedule 1, Attachment I
- (13) Adjust for pro forma Income Tax expense per 1604.06 Schedule 1, Attachment K
- (14) Adjust revenues to 5 Year Ave volumetric sales per 1604.06 Schedule 1C
- (15) Adjust for change in rates and sales volumes to PEU, AB, Hudson, Milford & MVD due to approval of new wholesale water contracts approved in 2022 and 2023/2023 per 1604.06 Sch 1C

Pennichuck Water Works, Inc.
 Operating & Maintenance Expenses
 Reconciliation Filing to Annual Report
 For The Twelve Months Ended December 31, 2022

Schedule 1
 Exhibit 1

| | Account Number | Per Filing | 921 to 934 | Account 926.7 | Account 921 | Account 926.0 | Account 950 | Engineering | Inter Div Mgt Fee | Per 2022 Annual Report |
|---|------------------------------|---------------|-------------|---------------|-------------|---------------|-------------|-------------|----------------------|---------------------------|
| Production Expenses | 601 to 652 & 926.7 | \$ 7,037,521 | | (326,116) | | | | | | \$ 6,711,405 |
| Transmission & Distribution Expenses | 660 to 678 & 921, 926,950 | 3,600,613 | 393,075 | 17,617 | (119,019) | (447,214) | (158,031) | 1,091,043 | | 4,378,084 |
| Engineering Expense | 660 to 662 | 1,091,043 | | | | | | (1,091,043) | | - |
| Customer Acct & Collection Exp | 902 to 904 | 1,825,944 | | | (1,394,273) | | | | | 431,671 |
| Administrative & General Expense, MOE | 920 to 950 | 6,627,992 | 1,496,793 | 308,499 | 1,513,291 | 447,214 | 158,031 | | (3,611,063) | 6,940,757 |
| Administrative & General Expense, Non MOE | 921 to 934 | 546,114 | (546,114) | | | | | | | - |
| Information Services Expense | 921 to 934 | 1,343,754 | (1,343,754) | | | | | | | - |
| Inter Div Management Fee | 930 | (3,611,063) | | | | | | | 3,611,063 | - |
| Total Operating Expense | | \$ 18,461,917 | \$ - | \$ - | \$ - | \$ - | \$ - | \$ - | \$ - | \$ 18,461,917 |

Note:

The test year operating and maintenance expenses in the rate filing are presented based on the function area responsible for the associated expenses.
 The annual report is presented based on type of expense per the NHPUC Chart of Accounts. The above schedule reconciles the different presentations.

Account Description

- 926.0 & 926.7 - Union Labor Boot & Clothing Allowance, Holiday & Vacation Pay
- 921 - Office Expenses at the Will Street Facility
- 950 - Garage and Meter Shop Maintenance Expense at the Will Street Facility

Pennichuck Water Works, Inc.
PRO FORMA Adjustment Income or Expense
Total Revenues
For The Twelve Months Ended December 31, 2022

Schedule 1
Attachment A
Page 1

I. Water Sales

A. DW 22-032 Revenue Increase

| | | |
|---|--------------|---------------------|
| I. Based on 10.20% being applied to 5 Year average revenues See Sch 1C | \$ 3,597,593 | |
| | | \$ 3,597,593 |
| II. Adjust PWW test year rates to reflect full year impact of new special contract fixed fees for AB, Milford, Hudson, and MVD | \$ 684,340 | |
| Therefore: | | \$ 684,340 |
| Total Water Sales Consolidated Adjustment - | | \$ 4,281,933 |

B. QCPAC Revenues

| | | |
|---|---------------------|--|
| I. Eliminate QCPAC Recoupment Revenues from 2022 associated with DW21-23 and DW22-006 | \$ (883,860) | |
| Add Full Years Expected Revenues for DW 23-015 | <u>\$ 514,458</u> | Based on DW 23-015 filing, actual results of April 26. |
| Change in QCPQC Revenues | <u>\$ (369,403)</u> | |
| Therefore: | | \$ (369,403) |

C. Volumetric Revenue Adjustments to 5 year Aerge

| | | |
|---|----------------|-----------------------|
| I. Adjust PWW test year rates to impact of 5 year average on volumetric sales for all volumetic customers, GM, AB, Milford, Hudson, and MVD volumetric sales | \$ (1,641,969) | |
| Therefore: | | \$ (1,641,969) |

D. Other Operating Revenues

I. Per Schedule 1B, the following pro forma adjustment reflects the inclusion of jobbing revenues net of expenses adjusted 2023 Union increase of 3.3% inclusive of the 25% make up in revenues due to wage increases as follows:

| | |
|---|-------------------|
| | 2022 |
| Jobbing Labor Expense | 85,673 |
| Labor Direct Overhead @ | 63.74% 54,608 |
| Total Labor and Direct Overhead | <u>\$ 140,281</u> |
| Impact of 25% Mark up to Revenues | \$ 35,070 |
| Proforma increase to Jobbing Labor Exp. | \$ (1,157) |

Therefore: **\$ (1,157)**

II. Increase in Misc Fees Revenue

Pennichuck Water Works, Inc.
PRO FORMA Adjustments to Revenue Requirement
Calculation of PWW's share of City Bond Fixed Revenue Requirement

| | | | |
|--|----|----------------------|--|
| Total City Bond | \$ | 150,570,000 | |
| Bond Interest Rate | | 4.09% | |
| Bond Period | | 30 yrs. | |
| | | | |
| Total City Bond | \$ | 150,570,000 | |
| Less Rate Stabilization Fund | | <u>\$5,000,000</u> | |
| Amount of City Bond to be prorated between Utilities CBFRR | \$ | <u>145,570,000</u> | |
| PWW Share of CBFRR | | <u>88.12%</u> | |
| PWW Prorate share | | <u>\$128,282,230</u> | |
| Add back PWW Pro Rata Share of Rate Stabilization Reserve | \$ | <u>3,920,000</u> | |
| Total PWW Pro Rata Share for CBFRR/MARA | \$ | <u>132,202,230</u> | |
| | | | |
| Bond Interest Rate | | 4.09% | |
| Bond Period | | 30 yrs. | |
| PWW CBFRR Requirement | \$ | 7,729,032 | |

Pro Rata Calculation as follows:⁽¹⁾

| | | | |
|--|----|-------------------|----------------|
| PWW & Southwood Equity (12/31/2011) ⁽²⁾ | \$ | 56,442,675 | 88.12% |
| PEU Equity (12/31/2011) | \$ | 6,540,063 | 10.21% |
| PAC Equity (12/31/2011) | \$ | 1,066,353 | 1.66% |
| | \$ | <u>64,049,091</u> | <u>100.00%</u> |

Calculation of RSF Percentage based on Revenue requirements from DW13-126, 13-128 and 13-130

| | | | |
|------------------------------------|----|--------------|-----------------------------------|
| RSF amount funded by City Bond - | \$ | 5,000,000 | |
| PWW Revenue Requirement - | | \$27,689,214 | per DW13-130 Settlement Agreement |
| PEU Revenue Requirement - | | \$6,913,261 | per DW13-126 Settlement Agreement |
| PAC Revenue Requirement - | | \$745,186 | per DW13-128 Settlement Agreement |
| PWW Share of RSF as a percentage - | | 78.33% | |
| PWW Share of RSF in \$\$ - | \$ | 3,920,000 | |

6. Distribution of RSF funds to Revenue Requirement RSF's ⁽³⁾

| | | |
|--------------|----|-----------|
| CBFRR RSF | \$ | 680,000 |
| MOERR RSF | \$ | 2,850,000 |
| 1.0 DSRR RSF | \$ | 390,000 |

(1) Calculations are from DW11-026

(2) Consists of Equity as of 12/31/2011 as follows:

| | | |
|-----------|----|-------------------|
| PWW | \$ | 54,395,626 |
| Southwood | \$ | 2,047,049 |
| Total | \$ | <u>56,442,675</u> |

(3) PWW RSF fund levels as established in DW16-806

Pennichuck Water Works, Inc.
 PRO FORMA Adjustments To Rate Base
 RSF Balance Calculations
 For the Twelve Months Ended December, 2022

Schedule 1
 Attachment A
 Page 3

I DEFERRED DEBIT/CREDIT to/from RSF ACCOUNTS

| A. | DW22-032 | | | DW22-032 | | | DW22-032 | | | |
|--|-------------------------|----------------|--|-------------------------|-------------------------|-------------------------|-------------------------|---|--|--|
| | 12/31/2021 RSF Balances | 2022 Revenues | 2022 Expenses | 12/31/2022 RSF Balances | 2023 Projected Revenues | 2023 Projected Expenses | 12/31/2023 RSF Balances | | | |
| City Bond Fixed Revenue Requirement | \$ 587,411 | \$ 7,986,243 | \$ 7,729,032 | \$ 844,622 | \$ 7,127,917 (17) | \$ 7,729,032 | \$ 243,507 | | | |
| Material Operating Expense Revenue Requirement | \$ 3,274,024 | \$ 22,269,512 | \$ 24,018,935 (15) | \$ 1,524,601 | \$ 22,873,355 (17) | \$ 23,760,005 (18) | \$ 637,951 | | | |
| 1.0 Debt Service Revenue Requirement | \$ 743,280 | \$ 8,189,785 | \$ 7,144,321 (16) | \$ 1,788,744 | \$ 7,056,183 (17) | \$ 7,301,947 (19) | \$ 1,542,979 | | | |
| Totals | \$ 4,604,714 | | | \$ 4,157,967 | | | \$ 2,424,438 | | | |
| | | | | | | | \$ 3,020,000 | 12/31/2023 balance after refill with 0.1 DSRF funds | | |
| Combined RSF Excess/(Deficit) | \$ 237,967 | \$ (1,495,562) | To be refilled with 2023 and 2024 0.1 DSRF funds therefore | | | \$ | | RSF credit or debit | | |
| Amortize Deferred Credit/Debit over 3 years | \$ 79,322 | \$ (499,521) | | | | | | | | |

No Recoupment

| REVENUES BY REVENUE REQUIREMENT - | 2021 Revenues | 2022 Revenues | 2023 Projected Revenues |
|---|---------------|---------------|-------------------------|
| City Bond Fixed Revenue Requirement | \$ 7,716,780 | \$ 7,986,243 | \$ 7,127,917 |
| Material Operating Expenses Revenue Requirement | \$ 21,390,339 | \$ 22,269,512 | \$ 22,873,355 |
| Non Material Operating Expense Requirement | \$ 554,264 | \$ 573,618 | \$ 504,121 |
| 1.0 Debt Service Revenue Requirement | \$ 7,604,094 | \$ 8,189,785 | \$ 7,056,183 |
| 0.1 Debt Service Revenue Requirement | \$ 758,979 | \$ 817,498 | \$ 705,618 |
| Total Revenues | \$ 38,024,455 | \$ 39,836,656 | \$ 38,267,194 |

Notes:

- (1) CBRR Revenues as a percentage of water sales (exclusive of QCPAC) per DW19-084 21.58%
- (2) MOERR Revenues as a percentage of water sales (exclusive of QCPAC) per DW19-084 57.91%
- (3) NOERR Revenues as a percentage of water sales (exclusive of QCPAC) per DW19-084 1.55%
- (4) 1.0 DSRF Revenues as a percentage of water sales (exclusive of QCPAC) per DW19-084 17.24%
- (5) 0.1 DSRF Revenues as a percentage of water sales (exclusive of QCPAC) per DW19-084 1.72%
- (1) CBRR Revenues as a percentage of QCPAC per DW20-020 0.00%
- (2) MOERR Revenues as a percentage of QCPAC per DW20-020 30.71%
- (3) NOERR Revenues as a percentage of QCPAC per DW20-020 0.00%
- (4) 1.0 DSRF Revenues as a percentage of QCPAC per DW20-020 62.99%
- (5) 0.1 DSRF Revenues as a percentage of QCPAC per DW20-020 6.30%
- CBRR Revenues as a percentage of QCPAC per DW20-020 and DW21-023 0.00%
- MOERR Revenues as a percentage of QCPAC per DW20-020 and DW21-023 30.12%
- NOERR Revenues as a percentage of QCPAC per DW20-020 and DW21-023 0.00%
- 1.0 DSRF Revenues as a percentage of QCPAC per DW20-020 and DW21-023 63.53%
- 0.1 DSRF Revenues as a percentage of QCPAC per DW20-020 and DW21-023 6.35%
- CBRR Revenues as a percentage of QCPAC per DW20-020, DW21-023 and DW22-006 0.00%
- MOERR Revenues as a percentage of QCPAC per DW20-020, DW21-023 and DW22-006 29.64%
- NOERR Revenues as a percentage of QCPAC per DW20-020, DW21-023 and DW22-006 0.00%
- 1.0 DSRF Revenues as a percentage of QCPAC per DW20-020, DW21-023 and DW22-006 63.57%
- 0.1 DSRF Revenues as a percentage of QCPAC per DW20-020, DW21-023 and DW22-006 6.40%
- (1) CBRR Revenues as a percentage of water sales (exclusive of QCPAC) per DW22-032 18.78%
- (2) MOERR Revenues as a percentage of water sales (exclusive of QCPAC) per DW22-034 60.02%
- (3) NOERR Revenues as a percentage of water sales (exclusive of QCPAC) per DW22-034 1.328%
- (4) 1.0 DSRF Revenues as a percentage of water sales (exclusive of QCPAC) per DW22-034 18.07%
- (5) 0.1 DSRF Revenues as a percentage of water sales (exclusive of QCPAC) per DW22-034 1.81%
- CBRR Revenues as a percentage of QCPAC per DW23-015 0.00%
- MOERR Revenues as a percentage of QCPAC per DW23-015 21.57%
- NOERR Revenues as a percentage of QCPAC per DW23-015 0.00%
- 1.0 DSRF Revenues as a percentage of QCPAC per DW23-015 71.30%
- 0.1 DSRF Revenues as a percentage of QCPAC per DW23-015 7.13%
- (6) Total 2020 Operating Expenses less Non material operating expenses of 448,736 Non material operating expenses as defined in DW16-806
- (7) Total 2021 Operating Expenses less Non material operating expenses of 492,716 Non material operating expenses as defined in DW16-806
- (8) Income Taxes proformed out of Material Operating Expenses
- (9) 2021 Principal and Interest Payments per 1604.08 Schedule 5
- (11) 2021 Non QCPAC Revenues \$ 35,758,942
- (12) 2021 QCPAC Revenues from DW20-020 \$ 2,265,513 Includes recoupment of QCPAC between April 23, 2020 and effective date of NHPUC Order #26,555 issued for DW20-020
- (13) 2022 QCPAC Revenues from DW20-021, DW20-023 and DW22-006 \$ 2,829,042
- (14) 2022 Non QCPAC Revenues \$ 37,007,614
- (15) Actual Total 2022 Operating Expenses less Non material operating expenses \$ 24,018,935
- (16) Total 2022 P&I Expenses
- (17) Projected 2023 Revenues based on YTD revenues projected to year end \$ 37,958,200
- and 7 months of DW23-015 QCPAC projected revenues of \$ 308,994
- Total Projected 2023 Revenues - \$ 38,267,194
- (18) Projected 2023 Operating Expenses less Non material operating expenses - based on 10 months of Actual YTD expenses plus 2 months of budget \$ 23,760,005 exclusive of MOEF
- (19) Project 2023 P&I Expenses from 1604.08 Sch 5 - \$ 7,301,947

Pennichuck Water Works, Inc.
PRO FORMA Adjustment Income or Expense
Production Account
For the Twelve Months Ended December 31, 2022

Schedule 1
Attachment B

| | |
|------------------|-------------------|
| | Proformas |
| Test Year | based on 5 |
| Proformas | Year Ave. |

I. Union Salaries

A. In 2021, the Company signed a three year contract with the United Steelworkers Union which called for a 3.3% increase 1/1/2023.

To calculate the pro forma adjustments for production union payroll, the payroll data was extracted from the work order detail report for the year 2022 per Schedule 1B

Therefore:

| | |
|---|-----------|
| Annualize impact of wage increase granted on 01/01/2023 | \$ 23,749 |
| | \$ 23,749 |

Total Production Union Salaries Pro Forma:

\$ 23,749

II. Non-union Salaries

A. During the test year and subsequent year, the Company experienced hirings, terminations and salary increases for production non-union personnel per Schedule 1B. The impact of the changes on base salaries are summarized below:

| Department | Base Salaries | | Proforma |
|------------|---------------|------------|-----------|
| | 2023 | 2022 (1) | |
| Production | \$ 809,523 | \$ 780,949 | \$ 28,574 |

(1) Base Salaries exclude overtime, taxable fringe and other compensation items. Base Salary info can be found on Sch 1 Attach G, Pg 3
 Production Non Union Salary Expense is shared with the affiliates via the Management Fee per Sch 1 Attach H

Total Production Non-Union Salaried Pro Forma:

\$ 28,574

III. Operating and Maintenance Expenses:

A. Effective during 2022, the rates for water purchased from the Manchester Water Works, Derry Water Works, and the Merrimack Village District are projecting increases on both volumetric and meter charges. The calculation of the pro forma adjustment is as follows:

| Provider | 2022 Purchased Water Expense (1) | Percent increase in rates in 2023 | Proforma Increase |
|------------------------------------|----------------------------------|-----------------------------------|-------------------|
| TOTAL DERRY WATER - | \$ 169,493 | 5.10% | \$ 8,644 |
| TOTAL MANCHESTER WATER WORKS - | \$ 185,813 | 9.00% | \$ 16,723 |
| TOTAL MERRIMACK VILLAGE DISTRICT - | \$ 152,323 | 7.66% | \$ 11,668 |
| MILFORD WATER DEPARTMENT - | \$ 28,240 | 29.00% | \$ 8,190 |
| | | | \$ 45,225 |

Therefore:

\$ 45,225

B. Adjustment to purchased water expense associated with 5 Year Average Flows

| Provider | Proforma 2023 Purchased Water Expense | % Change | Proforma Decrease |
|------------------------------------|---------------------------------------|----------|-------------------|
| TOTAL DERRY WATER - | \$ 178,137 | 9.97% | \$ 17,761 |
| TOTAL MANCHESTER WATER WORKS - | \$ 202,536 | 9.97% | \$ 20,194 |
| TOTAL MERRIMACK VILLAGE DISTRICT - | \$ 163,991 | 9.97% | \$ 16,351 |
| MILFORD WATER DEPARTMENT - | \$ 36,430 | 9.97% | \$ 3,632 |
| | | | \$ 57,938 |

Therefore:

\$ 57,938

C. During 2023, the Company negotiated a new electricity supply charge rate (per kilowatt hour) effective Dec 1, 2023 for G and GV Accounts through November 30, 2025

The calculation of the pro forma adjustment is as follows:

| | Total 2022 KWH | 2022 Rate per KWH | 2022 Rate per KWH | Change in Rate | Proforma Change in Electric Supply Costs |
|------------------------------------|----------------|-------------------|-------------------|----------------|--|
| PWW Electric G Accounts Total KWH | 2,795,629 | \$ 0.09020 | \$ 0.09599 | \$ 0.00579 | \$ 16,187 |
| PWW Electric GV Accounts Total KWH | 9,955,026 | \$ 0.09100 | \$ 0.09599 | \$ 0.00499 | \$ 49,676 |
| | | | | | \$ 65,862 |

Therefore:

\$ 65,862

D. Adjustment to electrical expense associated with 5 Year Average Flows

| | Total 2022 KWH | % Change | Change in KWH | 2023 Rate per KWH | Proforma Change in Electric Supply Costs |
|------------------------------------|----------------|----------|---------------|-------------------|--|
| PWW Electric G Accounts Total KWH | 2,795,629 | -5.18% | (144,912) | \$ 0.09599 | \$ (13,910) |
| PWW Electric GV Accounts Total KWH | 9,955,026 | -10.70% | (1,064,778) | \$ 0.09599 | \$ (102,208) |
| | | | | | <u>\$ (116,118)</u> |

Therefore:

\$ (116,118)

E. Effective January 1, 2022 the cost for chemicals at the water treatment plant changed:

The calculation of the pro form adjustment is as follows:

| Chemical | 2022 Unit Cost | 2023 Unit Cost | Change in Chemical cost from 2022 to 2023 | Percentage Change in Price from 2022 to 2023 | 2022 WTP Chemical Costs | Proforma Change in WTP Chemical Costs based Unit Price Change |
|----------------------------|----------------|----------------|--|--|-------------------------|---|
| 50% Caustic Soda pH adjust | \$ 0.4075 | \$ 0.4063 | \$ (0.0012) | -0.29% | \$ 608,017 | \$ (1,790) |
| Ferric Chloride | \$ 0.3660 | \$ 0.5680 | \$ 0.2020 | 55.19% | \$ 671,078 | \$ 370,376 |
| Polymer | \$ 2.1360 | \$ 2.1360 | \$ - | 0.00% | \$ 19,084 | \$ - |
| Sodium Hypochlorite | \$ 0.1244 | \$ 0.1937 | \$ 0.0693 | 55.71% | \$ 89,963 | \$ 50,116 |
| Zinc Ortho-phosphate | \$ 0.9000 | \$ 1.1486 | \$ 0.2486 | 27.62% | \$ 88,242 | \$ 24,374 |
| TKPP | \$ 2.7600 | \$ 3.1700 | \$ 0.4100 | 14.86% | \$ 63,776 | \$ 9,474 |
| | | | Total Proformed Change in WTP Chemical Costs | - | | <u>\$ 452,550</u> |

Therefore:

\$ 452,550

F. Adjustment to chemical costs associated with 5 Year Average Flows

| | 2022 WTP and CWS Proforma Chemical Costs | Percentage Change in WTP/CWS Pumpage (5 Yr Ave to 2022) | Proformed Change in WTP Chemical Costs based on 5 Yr Ave |
|-------------------------------|--|---|--|
| Total 2022 WTP Chemical Costs | \$ 2,013,417 | -10.70% | \$ (215,353) |
| Total 2022 CWS Chemical Costs | \$ 14,346 | -5.18% | \$ (744) |

Therefore:

\$ (216,096)

TOTAL PRODUCTION EXPENSE PRO FORMA:

\$ 615,960 \$ (274,277)

Pennichuck Water Works, Inc.
PRO FORMA Adjustment Income or Expense
Distribution Account
For the Twelve Months Ended December 31, 2022

Schedule 1
Attachment C

I. Union Salaries

A. In 2021, the Company signed a three year contract with the United Steelworkers Union which called for a 3.3% increase 1/1/2023.

To calculate the pro forma adjustments for Distribution union payroll, the payroll data was extracted from the work order detail report for the year 2022 per Schedule 1B.

Therefore:

| | | | |
|---|-----------|--------|---------------|
| Annualize impact of wage increase granted on 01/01/2023 | \$ | 48,637 | |
| | | 48,637 | |
| Total Distribution Union Salaries Pro Forma: | \$ | | 48,637 |

II. Non-union Salaries

A. During the test year and subsequent year, the Company experienced hirings, terminations and salary increases for Distribution non-union personnel per Schedule 1B. The impact of the changes on base salaries are summarized below:

| Department | Base Salaries | | Proforma |
|--------------|---------------|------------|-----------|
| | 2023 | 2022 | |
| Distribution | \$ 554,574 | \$ 519,798 | \$ 34,776 |

(1) Base Salaries exclude overtime, taxable fringe and other compensation items. Base Salary info can be found on Sch1 Attach G Pg 3
 Distribution Non Union Salary Expense is shared with the affiliates via the Management Fee per Sch 1 Attach H

| | | | |
|---|-----------|---------------|--|
| Total Distribution Non-Union Salaries Pro Forma: | \$ | 34,776 | |
| TOTAL DISTRIBUTION EXPENSE PRO FORMA: | | 83,413 | |
| | | 83,413 | |

Pennichuck Water Works, Inc.
PRO FORMA Adjustment Income or Expense
Engineering Account
For the Twelve Months Ended December 31, 2022

Schedule 1
Attachment D

I. Engineering Salaries

A. During the test year and subsequent year, the Company experienced hirings, terminations and salary increases for engineering non-union personnel. The impact of the changes on base salaries are summarized below:

| Department | Base Salaries | | Proforma |
|-------------|---------------|--------------|--------------|
| | 2023 | 2022 | |
| Engineering | \$ 926,167 | \$ 1,032,344 | \$ (106,176) |

(1) Base Salaries exclude overtime, taxable fringe and other compensation items. Base Salary info can be found on Sch 1 Attach G Pg 3
 Engineering Salary Expense is shared with the affiliates via the Management Fee per Sch1, Attach H

| | |
|--|---------------------|
| Therefore: | \$ (106,176) |
| Total Engineering Salaries Pro Forma: | \$ (106,176) |

Pennichuck Water Works, Inc.
PRO FORMA Adjustment Income or Expense
Information Systems Account
For the Twelve Months Ended December 31, 2022

At

I. Information Systems Salaries

- A. During the test year and subsequent year, the Company experienced hirings, terminations and salary increases for Information Systems non-union personnel. The impact of the changes on base salaries are summarized below:

| Department | Base Salaries | | |
|---------------------|---------------|------------|-----------|
| | 2023 | 2022 | Proforma |
| Information Systems | \$ 693,837 | \$ 661,719 | \$ 32,118 |

- (1) Base Salaries exclude overtime, taxable fringe and other compensation items. Base Salary info can be found on Sch 1 Attach G Pg 3 Information Systems Salary Expense is shared with the affiliates via the Management Fee per 1604.06 Sch1, Attach H

Therefore:

Total Information Systems Salaries Pro Forma:

Schedule 1
Attachment E

\$ 32,118

\$ 32,118

Pennichuck Water Works, Inc.
PRO FORMA Adjustment Income or Expense
Customer Account and Collection Expense
For the Twelve Months Ended December 31, 2022

Schedule 1
Attachment F

I. Customer Account and Collection

A. In 2023, the cost of bill and notice processing increased in accordance with the Company's contract with DMM. Postage Rates are also increasing in 2023.

The following pro forma adjustment reflects the impact on costs as follows:

| Activity | Quantity | Projected 2023 Rate | Ave. 2022 Rate | Rate Change | Pro Forma |
|-----------------------------|----------|---------------------|----------------|-------------|-----------|
| Bill Postage ¹ | 343,107 | \$ 0.460 | \$ 0.445 | \$ 0.015 | \$ 5,147 |
| Notice Postage ² | 28,070 | \$ 0.580 | \$ 0.555 | \$ 0.025 | \$ 702 |
| Total Postage Increase | | | | | \$ 5,848 |

Therefore: **\$ 5,848**

- (1) 2022 bill postage rate was \$ 0.430 per bill from Jan 1 through July 31. The rate changed to \$ 0.460 on August 1, 2022. The postage rate was \$ 0.460 per bill from August 1, 2022 through July 31, 2023.
- (2) 2022 notice postage rate was \$ 0.530 per notice from Jan 1 through July 31. The rate changed to \$ 0.580 on August 1, 2022. The postage rate was \$ 0.580 per notice from August 1, 2022 through July 31, 2023.

Pennichuck Water Works, Inc.
PRO FORMA Adjustment Income or Expense
Administrative and General Account
For the Twelve Months Ended December 31, 2022

Schedule 1
Attachment G
Page 1

I. Salaries¹

During the test year and subsequent year, the Company experienced hirings, terminations and salary increases for administrative and general non-union personnel per Schedule 1, Attachment G, Page 2 is as follows:
The impact of the changes on base salaries are summarized below by department:

| | | | |
|------------------------|----|-----------|------------------|
| 2023 Estimated Expense | \$ | 1,723,609 | |
| 2022 Actual Expense | \$ | 1,646,757 | |
| Additional expense | \$ | 76,852 | |
| Therefore: | | | \$ 76,852 |

II. Benefit Allocation¹

To reflect the benefits costs associated with the increase in payroll, summarized on Schedule 1B.

| | Non-Union | Union | Total | |
|-----------------------|------------|-----------|------------|------------------|
| Payroll Pro Forma | \$ 105,900 | \$ 72,386 | \$ 178,286 | |
| Benefits Pro Forma | 48.97% | 63.74% | | |
| Benefits \$ Pro Forma | \$ 51,859 | \$ 46,139 | \$ 97,998 | |
| Therefore: | | | | \$ 97,998 |

III. Regulatory Commission Expense²

In 2022, the Company recorded regulatory commission expense based on quarterly assessments. Based on the latest assessment, the Company expects to incur higher levels in 2023 as follows:

| | | | |
|--|----|---------|-----------------|
| Unaudited Actual 2023 NHPUC Fiscal Yr Assessment | \$ | 180,540 | |
| 2022 Regulatory Expense | \$ | 176,174 | |
| Additional Projected 2022 Expense | \$ | 4,366 | |
| Therefore: | | | \$ 4,366 |

IV. Pension Expense¹

In 2022, the Company is expecting a decrease in pension expenses and health retirement plans based on actuarial valuation. The pro forma adjustment to reflect the increased costs is as follows:

| | Pension | Health Retirement | |
|---------------------|--------------|-------------------|---------------------|
| 2023 Budget Expense | \$ 1,403,976 | \$ 259,428 | |
| 2022 Actual Expense | \$ 1,621,243 | \$ 495,750 | |
| Additional Expense | \$ (217,267) | \$ (236,322) | |
| Therefore: | | | \$ (453,589) |

V. Insurance²

In 2023, the Company is expecting an increase in insurance expenses. The pro forma adjustment to reflect the increased costs is as follows:

| | | | |
|---------------------------------|----|---------|------------------|
| Budgeted 2023 Insurance Expense | \$ | 757,476 | |
| 2022 Actual Insurance Expense | \$ | 660,286 | |
| Additional Insurance Expense | \$ | 97,190 | |
| Therefore: | | | \$ 97,190 |

VI. Group Health Insurance²

In 2023, the Company is expecting an increase in Group Health care costs reflective of the full time employees added during 2021 and 2022 per Sch1, Attach G, Pg 3 and a change in premium.

| | | |
|--|---------------------|-------------------|
| 2023 Budgeted Group Health Insurance Expense | \$ 2,558,854 | |
| 2022 Actual Group Health Insurance Expense | <u>\$ 2,089,820</u> | |
| Therefore: | <u>\$ 469,034</u> | \$ 469,034 |

VII. Group Dental Insurance²

In 2023, the Company is expecting an increase in Group Dental Insurance costs reflective of the full time employees added during 2022 and 2023 as well as a change in the the Company premium.

| | | |
|--|-------------------|-----------------|
| 2023 Budgeted Dental Insurance Expense | \$ 241,039 | |
| 2022 Actual Dental Insurance Expense | <u>\$ 232,819</u> | |
| Therefore: | <u>\$ 8,220</u> | \$ 8,220 |

TOTAL ADMINISTRATIVE & GENERAL PRO FORMA: \$ 300,071

1. Changes in Salary, Benefit, Pension, Early Retirement, Computer Maintenance and Outside Services expense are shared with the affiliate Companies through the management fee allocation per Sch 1 Attach H

Pennichuck Water Works, Inc.
PRO FORMA Adjustment Income or Expense
Administrative and General Account
For the Twelve Months Ended December 31, 2022

- A. During the test year and subsequent year, the Company experienced hirings, terminations and salary increases for administrative and general non-union personnel per Schedule 1B Support Non Union. The impact of the changes on base salaries are summarized below by department:

| Department | Base Salaries | | Proforma |
|------------------------------|---------------|--------------|-----------|
| | 2023 | 2022 | |
| OFFICERS SALARIES & WAGES | \$ 620,257 | \$ 550,542 | |
| SALARIES & WAGES: ACCOUNTING | \$ 735,659 | \$ 761,030 | |
| SALARIES & WAGES - ADMIN | \$ 283,193 | \$ 200,305 | |
| SALARIES & WAGES - PWS | \$ 84,500 | \$ 134,879 | |
| Total Base Salaries | \$ 1,723,609 | \$ 1,646,757 | \$ 76,852 |

(1) Base Salaries exclude overtime, taxable fringe and other compensation items. Base Salary info can be found on Sch 1B 2023 Support Non Union

Therefore: **\$ 76,852**

Total Administrative Salaries Pro Forma: **\$ 76,852**

Pennichuck Water Works, Inc.
PRO FORMA Adjustment Income or Expense
Management Fee Account
For the Twelve Months Ended December 31, 2022

Schedule 1
Attachment H

I. Management Fee Allocated to Affiliates (Rule 1601.01, Section 26)

A. Schedule 1B reflects the payroll pro forma adjustment. Per the management fee (1604.01 Section 26) the allocation to affiliates, including benefits, is as follows:

| | | |
|--|--------|-----------|
| Non Union O&M Payroll Pro Forma | \$ | 105,900 |
| Benefits Pro Forma | \$ | 51,859 |
| Total Pro Forma | \$ | 157,759 |
| % Allocated to Allocated to Affiliates | 27.23% | \$ 42,958 |

Therefore: **\$ (42,958)**

B. In 2023, the Company is expecting a decrease in pension expenses and health retirement plans based on actuarial valuation. The pro forma adjustment to reflect the increased costs is as follows:

| | | | Pension | | Health Retirement |
|---------------------------|--------|-------------|---------|----|-------------------|
| 2023 Budgeted Expense | \$ | 1,403,976 | | \$ | 259,428 |
| 2022 Actual Expense | \$ | 1,621,243 | | \$ | 495,750 |
| Additional Expense | \$ | (217,267) | | \$ | (236,322) |
| % Allocated to Affiliates | 27.23% | \$ (59,162) | | \$ | (64,351) |

Therefore: **\$ 123,512**

C. In 2023, the Company is expecting an increase in insurance expenses. The pro forma adjustment to reflect the decreased costs is as follows:

| | | |
|------------------------------|--------|-----------|
| 2023 Budgeted Expense | \$ | 757,476 |
| 2022 Actual Expense | \$ | 660,286 |
| Additional Insurance Expense | \$ | 97,190 |
| % Allocated to Affiliates | 27.23% | \$ 26,465 |

Therefore: **\$ (26,465)**

D. In 2022, the Company is expecting an increase in Group Health Care expenses as follows:

| | | |
|---------------------------|--------|------------|
| 2023 Budgeted Expense | \$ | 2,558,854 |
| 2022 Actual Expense | \$ | 2,089,820 |
| | \$ | 469,034 |
| % Allocated to Affiliates | 27.23% | \$ 127,718 |

Therefore: **\$ (127,718)**

E. In 2022, the Company is expecting an increase in Group Dental Insurance expenses as follows:

| | | |
|---------------------------|--------|----------|
| 2023 Budgeted Expense | \$ | 241,039 |
| 2022 Actual Expense | \$ | 232,819 |
| | \$ | 8,220 |
| % Allocated to Affiliates | 27.23% | \$ 2,238 |

Therefore: **\$ (2,238)**

TOTAL MANAGEMENT FEE PRO FORMA:

\$ (75,867)

Pennichuck Water Works, Inc.
PRO FORMA Adjustment Income or Expense
Property and Other Taxes Account
For the Twelve Months Ended December 31, 2022

Schedule 1
Attachment I

I. PROPERTY TAXES

- A. To reflect a pro forma property tax adjustment for property added in 2022 QCPAC filing DW23-015.

Therefore: **\$ 114,271**

TOTAL PROPERTY AND OTHER TAXES PRO FORMA: **\$ 114,271**

Pennichuck Water Works, Inc.
PRO FORMA Adjustment Income or Expense
Amortization Account
For the Twelve Months Ended December 31, 2022

Schedule 1
Attachment J

I. AMORTIZATION EXP

A. In 2023, certain accounts will be fully amortized. The following pro forma adjustment reflects elimination of these amortization expenses: (Schedule 2 Attach B Support)

| | <u>Annual</u> <u>Amortization</u> <u>Expense</u> | <u>12/31/22 Asset</u> <u>Balance</u> | <u>Pro Forma</u> <u>Adjustment</u> | |
|--|--|---|---------------------------------------|--------------------|
| Asset Management Assessment Study | \$ 17,764 | \$ 17,764 | \$ 17,764 | |
| Therefore: | | Total | <u>\$ 17,764</u> | \$ (17,764) |
| Watershed Restoration Plan Update | \$ 6,831 | \$ 1,295 | \$ 6,831 | |
| Therefore: | | Total | <u>\$ 6,831</u> | \$ (6,831) |
| Watershed - Roof Leader Education | \$ 1,688 | \$ 1,266 | \$ 1,688 | |
| Therefore: | | | <u>\$ 1,688</u> | \$ (1,688) |
| Watershed Monitoring - Sediment Depth Mo | \$ 3,770 | \$ - | \$ 3,770 | |
| Therefore: | | | <u>\$ 3,770</u> | \$ (3,770) |
| Stormwater BMP Retrofit Evaluation | \$ 2,319 | \$ - | \$ 2,319 | |
| Therefore: | | | <u>\$ 2,319</u> | \$ (2,319) |

Pennichuck Water Works, Inc.
PRO FORMA Adjustment Income or Expense
Income Taxes Account
For the Twelve Months Ended December 31, 2022

Schedule 1
Attachment K

I. INCOME TAX EXPENSE

- A.** To reflect the pro forma adjustment to book basis income taxes versus actual tax payments made to Federal and State Governments in 2022

| Pennichuck Water Works Book Basis 2022 Federal and State Income Taxes | | | | |
|---|---------------------|---------------------------------|-------------|--------------------|
| | 2022 Book Basis (1) | 2022 Actual Tax Payments (2) | | Proforma |
| PROV/FED INC TAX/CURRENT | \$ - | \$ - | \$ - | - |
| PROVS FOR NH BUS PRFTS TAX CUR | \$ - | \$ - | \$ - | - |
| PROV/FED INC TAX/DEFERRED | \$ 817,063 | \$ - | \$ - | (817,063) |
| PROV NH INCOME TAX DEFERRED | \$ 244,743 | \$ - | \$ - | (244,743) |
| NH BUSINESS ENTERPRISE TAX | \$ 100,308 | \$ 100,128 | \$ - | (181) |
| INVESTMENT TAX CREDITS | \$ (33,036) | \$ - | \$ - | 33,036 |
| TOTALS | \$ 1,129,078 | \$ 100,128 | \$ - | (1,028,951) |

Notes:

- (1) Taxes based on 2022 Profit and Loss Statement which reflects taxes calculated on PWW's book basis pretax income at the Federal and State statutory income tax basis
- (2) Cash payments made to the Federal and State Governments based on 2022 Corporate Tax Returns based on PWW's share of PCP BET tax of 72.00% of the actual 2022 tax payment in the amount of \$ 139,066

Pennichuck Water Works, Inc.

Schedule 1B

Payroll Summary

PRO FORMA Adjustments

For the Twelve Months Ended December 31, 2022

| | Twelve Months Ending 12/31/22 | Union Pro Forma Jan 1, 2023 Wage Increase ¹ | Actual Adjusted 2023 Non Union Salaries ² | Total Proforma for Payroll | Total Proformed Twelve Months 12/31/23 |
|---|--|---|---|-------------------------------|--|
| Operations & Maintenance | | | | | |
| Production Salaried | \$ 780,949 | \$ - | \$ 809,523 | \$ 28,574 | \$ 809,523 |
| Production Union | 719,672 | 23,749 | - | 23,749 | 743,421 |
| Distribution/Meter Salaried | 519,798 | - | 554,574 | \$ 34,776 | 554,574 |
| Engineering Salaried (less capitalized labor) | 1,032,344 | - | 926,167 | \$ (106,176) | 926,167 |
| Information Systems Salaried (Less capitalized labor) | 661,719 | - | 693,837 | \$ 32,118 | 693,837 |
| Distribution/Meter Union | 1,473,852 | 48,637 | - | 48,637 | 1,522,489 |
| Officers & PWS | 685,422 | | 704,757 | \$ 19,335 | 704,757 |
| Accounting | 761,030 | | 735,659 | \$ (25,371) | 735,659 |
| Customer Service | 1,356,839 | | 1,396,596 | \$ 39,756 | 1,396,596 |
| Administration | 200,305 | - | 283,193 | \$ 82,888 | 283,193 |
| O&M Salaries & Wages | 8,191,930 | 72,386 | 6,104,306 | 178,286 | 8,370,216 |
| Construction (Union) | | | | | |
| Recurring | 909,177 | 30,003 | - | 30,003 | 939,180 |
| Capitalized | 87,042 | 2,872 | - | 2,872 | 89,915 |
| Other Accou (Union)nts: | | | | | |
| Jobbing - PWW | 85,673 | 2,827 | - | 2,827 | 88,500 |
| Total | \$ 9,273,823 | \$ 108,089 | \$ 6,104,306 | \$ 213,989 | \$ 9,487,811 |

Notes:

- (1) 2023 Union Contract Wage Increase - 3.30%
- (2) Projected 12/31/2023 Payroll based on April 2023 adjustments to pay based on 2080 hours per year, no OT.

PENNICHUCK WATER WORKS, INC.

Schedule 1B Support

**Non Union Payroll
For The Twelve Months Ended
December 31, 2022**

| | | Salaried Payroll for 12/31/2022 |
|--------|-------------------------------------|------------------------------------|
| 610200 | SUPERINTENDENCE - WTP | 257,271 |
| 610300 | OFFICE SALARIES & WAGES: WTP | 211,505 |
| 642100 | PURIFICATION LABOR | 312,173 |
| | TOTAL PRODUCTION NON UNION | 780,949 |
| 660000 | SUPERINTENDENCE: OPERATIONS | 292,904 |
| 660300 | OFFICE SALARIES & WAGES: OPS | 226,894 |
| | TOTAL DISTRIBUTION NON UNION | 519,798 |
| 660200 | SALARIES & WAGES - ENGINEERING(2) | 1,032,344 |
| 920100 | OFFICERS SALARIES & WAGES | 550,542 |
| 920004 | SALRIES & WAGES: PWS | 134,879 |
| 920002 | SALARIES & WAGES: ACCOUNTING | 761,030 |
| 920003 | SALARIES & WAGES: IS | 664,470 |
| 920000 | SALARIES & WAGES - ADMIN | 200,305 |
| 920001 | WAGES: REVENUE & CUSTOMER OPER | 1,356,839 |
| | TOTAL NON UNION SALARIES | 6,001,157 |

| |
|---|
| Position |
| Accounting Admin |
| Chief Financial Officer, Treasurer, and Controller |
| Mgr Regulatory Affairs, Internal Controls, Bus Services |
| Accounting Admin |
| Financial Analyst |
| Assistant Controller |
| Senior Accounting Administrator |
| Staff Accountant I |
| Staff Accountant II |
| |
| |
| Assistant Distribution Manager |
| Training Coordinator |
| Construction/Maintenance Coordinator II |
| Distribution Administrative Assistant |
| Distribution Manager |
| Meter & Inventory Supervisor |
| Operations Coordinator |
| |
| |
| CAD Technician |
| Chief Engineer |
| Distribution Engineer |
| Engineer |
| Engineer |
| Engineering Business Analyst |
| GIS Technician I |
| Engineering Construction Manager |
| Engineering Program Administrator |
| Engineering Technician II |
| Environmental Scientist |
| GIS Administrator |
| Manager, Construction Services |
| Manager, Distribution Engineering |
| Manager, Engineering Services |
| |
| |
| Corporate Trainer |
| Director, HR |
| HR Generalist |

| |
|--|
| |
| |
| Director, IT |
| IT Analyst |
| Senior Business Systems Analyst |
| Senior Business Systems Analyst |
| Senior Network Administrator |
| Senior Operations Analyst |
| |
| |
| Assistant Treasurer and Corporate Secretary |
| Chief Executive Officer |
| Chief Operating Officer |
| |
| |
| Operations and Maintenance Service Coordinator |
| |
| AR Specialist II |
| Billing Specialist |
| Billing Specialist |
| Billing Specialist |
| Billing Specialist |
| Coordinator, Cross Connections |
| Customer Communications Coordinator |
| Customer Service Specialist II |
| Customer Service Specialist II |
| Customer Service Specialist II |
| Customer Service Specialist II |
| Director, Revenue & Customer Operations |
| Project Support Specialist |
| RCO Generalist |
| RCO Generalist |
| RCO Generalist |
| RCO Generalist |
| Senior Customer Service Specialist |
| Senior Receptionist |
| Supervisor, Corporate Communications |
| Supervisor, Customer Service |
| RCO Supervisor |
| RCO Manager |
| Training Coordinator |
| |

| |
|--|
| |
| Compliance & Laboratory Technician |
| Compliance and Laboratory Technician |
| Director, Water Supply and Community Systems |
| Electrician II |
| Lead Water Quality Analyst |
| Senior Compliance/Laboratory Analyst |
| Senior Electrical/SCADA Technician |
| Senior Operations Supervisor |
| Water Quality Manager |
| Water Supply Accounting Administrator |
| |
| |
| |

| Department | Pay Type (Current) | New Salary |
|-------------------|-------------------------------|-------------------|
| Accounting | 2080 | \$53,612.00 |
| Accounting | 52 | \$165,599.72 |
| Accounting | 52 | \$89,784.24 |
| Accounting | 2080 | \$56,645.06 |
| Accounting | 52 | \$63,000.08 |
| Accounting | 52 | \$107,000.00 |
| Accounting | 2080 | \$56,810.04 |
| Accounting | 52 | \$70,000.00 |
| Accounting | 52 | \$73,207.83 |
| | | \$735,658.97 |
| | | |
| Distribution | 52 | \$101,137.95 |
| Distribution | 2080 | \$73,361.60 |
| Distribution | 2080 | \$74,099.25 |
| Distribution | 2080 | \$54,159.87 |
| Distribution | 52 | \$116,264.67 |
| Distribution | 52 | \$77,521.34 |
| Distribution | 2080 | \$58,029.63 |
| | | \$554,574.31 |
| | | |
| Engineering | 2080 | \$68,325.00 |
| Engineering | 52 | \$159,723.99 |
| Engineering | 52 | \$76,245.18 |
| Engineering | 52 | \$75,602.05 |
| Engineering | 52 | \$77,682.00 |
| Engineering | 52 | \$107,860.12 |
| Engineering | 2080 | \$52,000.00 |
| Engineering | 2080 | \$82,222.03 |
| Engineering | 2080 | \$58,311.05 |
| Engineering | 2080 | \$68,242.35 |
| Engineering | 52 | \$67,210.00 |
| Engineering | 52 | \$84,069.38 |
| Engineering | 52 | \$111,383.72 |
| Engineering | 52 | \$104,421.71 |
| Engineering | 52 | \$125,943.94 |
| | | \$1,319,242.52 |
| | | |
| Human Resources | 52 | \$75,482.16 |
| Human Resources | 52 | \$143,809.55 |
| Human Resources | 52 | \$63,901.48 |

| | | |
|---------------------------------|------|----------------|
| | | \$283,193.19 |
| | | |
| Information Systems | 52 | \$165,320.66 |
| Information Systems | 52 | \$71,287.04 |
| Information Systems | 52 | \$124,799.88 |
| Information Systems | 52 | \$127,622.48 |
| Information Systems | 52 | \$112,291.56 |
| Information Systems | 52 | \$95,265.84 |
| | | \$696,587.46 |
| | | |
| Officers | 52 | \$146,836.04 |
| Officers | 52 | \$241,537.70 |
| Officers | 52 | \$231,883.14 |
| | | \$620,256.88 |
| | | |
| PWW- Sales | 2080 | \$84,500.00 |
| | | |
| Revenue and Customer Operations | 2080 | \$51,639.08 |
| Revenue and Customer Operations | 2080 | \$52,204.34 |
| Revenue and Customer Operations | 2080 | \$52,703.04 |
| Revenue and Customer Operations | 2080 | \$51,581.84 |
| Revenue and Customer Operations | 2080 | \$54,314.04 |
| Revenue and Customer Operations | 1560 | \$40,714.88 |
| Revenue and Customer Operations | 2080 | \$47,871.70 |
| Revenue and Customer Operations | 2080 | \$51,739.25 |
| Revenue and Customer Operations | 2080 | \$48,946.02 |
| Revenue and Customer Operations | 2080 | \$46,446.40 |
| Revenue and Customer Operations | 2080 | \$43,423.04 |
| Revenue and Customer Operations | 52 | \$130,405.80 |
| Revenue and Customer Operations | 2080 | \$52,811.37 |
| Revenue and Customer Operations | 2080 | \$42,089.59 |
| Revenue and Customer Operations | 2080 | \$48,258.45 |
| Revenue and Customer Operations | 2080 | \$50,960.00 |
| Revenue and Customer Operations | 2080 | \$51,153.65 |
| Revenue and Customer Operations | 2080 | \$52,692.64 |
| Revenue and Customer Operations | 2080 | \$50,260.70 |
| Revenue and Customer Operations | 52 | \$71,425.63 |
| Revenue and Customer Operations | 52 | \$80,893.28 |
| Revenue and Customer Operations | 52 | \$67,275.00 |
| Revenue and Customer Operations | 52 | \$84,951.88 |
| Revenue and Customer Operations | 2080 | \$71,834.05 |
| | | \$1,396,595.67 |

| | | |
|--------------|------|--------------|
| | | |
| Water Supply | 2080 | \$55,692.21 |
| Water Supply | 2080 | \$51,617.28 |
| Water Supply | 52 | \$166,251.56 |
| Water Supply | 2080 | \$75,705.34 |
| Water Supply | 2080 | \$74,042.99 |
| Water Supply | 2080 | \$61,627.74 |
| Water Supply | 2080 | \$91,145.31 |
| Water Supply | 52 | \$82,099.43 |
| Water Supply | 52 | \$100,390.37 |
| Water Supply | 2080 | \$50,950.56 |
| | | \$809,522.79 |
| | | |
| | | |

CONFIDENTIAL

| New Rate - Hourly | Weekly Indicator |
|--------------------------|-------------------------|
| \$ 25.77500 | |
| | Weekly |
| | Weekly |
| \$ 27.23320 | |
| | Weekly |
| | Weekly |
| \$ 27.31252 | |
| | Weekly |
| | Weekly |
| | |
| | |
| | Weekly |
| \$35.27 | |
| \$ 35.62464 | |
| \$ 26.03840 | |
| | Weekly |
| | Weekly |
| \$ 27.89886 | |
| | |
| | |
| \$ 32.84856 | |
| | Weekly |
| | Weekly |
| | Weekly |
| | Weekly |
| | Weekly |
| \$25 | |
| \$ 39.52982 | |
| \$ 28.03416 | |
| \$ 32.80882 | |
| | Weekly |
| | Weekly |
| | Weekly |
| | Weekly |
| | Weekly |
| | |
| | |
| | Weekly |
| | Weekly |
| | Weekly |

CONFIDENTIAL

| | |
|-------------|--------|
| | |
| | |
| | Weekly |
| \$ 34.27262 | Weekly |
| | Weekly |
| | Weekly |
| | Weekly |
| | Weekly |
| | |
| | |
| | Weekly |
| | Weekly |
| | Weekly |
| | |
| | |
| \$38.63 | |
| | |
| \$ 24.82648 | |
| \$ 25.09824 | |
| \$ 25.33800 | |
| \$ 24.79896 | |
| \$ 26.11252 | |
| \$26.09928 | |
| \$ 23.01524 | |
| \$ 24.87464 | |
| \$ 23.53174 | |
| \$22.33 | |
| \$ 20.87646 | |
| | Weekly |
| \$ 25.39008 | |
| \$ 20.23538 | |
| \$ 23.20118 | |
| \$24.50 | |
| \$ 24.59310 | |
| \$ 25.33300 | |
| \$ 24.16380 | |
| | Weekly |
| | Weekly |
| | Weekly |
| | Weekly |
| \$ 34.53560 | |
| | |

CONFIDENTIAL

| | |
|-------------|--------|
| | |
| \$ 26.77510 | |
| \$ 24.81600 | |
| | Weekly |
| \$ 36.39680 | |
| \$ 35.59759 | |
| \$ 29.62872 | |
| \$ 43.81986 | |
| | Weekly |
| | Weekly |
| \$ 24.49546 | |
| | |
| | |
| | |

| | PWW Capital | 070 WTP Maintenance | 080 OPS Maintenance | Fleet | PWW Jobbing | PWS Maintenance | PWS Jobbing | PAC Capital | PAC Maintenance | PEU Capital | PEU Maintenance | Total |
|-------------------------------|-------------|------------------------|------------------------|------------|-------------|--------------------|-------------|-------------|--------------------|-------------|--------------------|--------------|
| Labor | 66,896.97 | 719,671.66 | 1,344,595.08 | 129,257.18 | 85,672.98 | 344,209.09 | 65,209.24 | - | 82,022.40 | 20,145.39 | 792,801.05 | 3,650,481.04 |
| Contractor Clearing | 221,461.01 | 1,284.09 | 544,197.46 | 178,648.05 | 38,501.60 | - | - | - | 30,896.10 | 237,092.50 | 54,525.34 | 1,306,606.15 |
| Inventory | 127,940.04 | 1,583,217.89 | 99,485.25 | - | 32,029.50 | 930.54 | 17,212.07 | 1,598.47 | 3,916.03 | 69,774.98 | 102,073.40 | 2,038,178.17 |
| Truck | 32,937.00 | 99,473.75 | 366,842.00 | 3,680.50 | 38,943.75 | 121,364.00 | 18,926.25 | - | 13,828.75 | 9,521.00 | 261,314.75 | 966,831.75 |
| Backhoe | 8,160.75 | 1,071.00 | 17,466.75 | - | 9,666.75 | - | 548.25 | - | 1,479.75 | 2,316.75 | 9,590.25 | 50,300.25 |
| Compressor | 114.00 | - | 6,838.50 | - | 503.50 | - | - | - | 94.00 | - | 1,027.00 | 8,577.00 |
| Inspection Fees | - | - | - | - | 111,444.00 | - | - | - | - | - | - | 111,444.00 |
| Overhead | 10,123.54 | - | - | - | 75,307.46 | - | - | 31.98 | - | 7,070.47 | - | 92,533.45 |
| Labor Overhead | 48,681.95 | - | - | - | 93,825.76 | 249,637.09 | 49,392.02 | - | 59,479.74 | 14,668.87 | 576,054.08 | 1,091,739.51 |
| Misc General Equipment | - | - | 5,700.00 | - | 20.00 | - | - | - | - | - | 1,073.00 | 6,793.00 |
| Total Costs | 516,315.26 | 2,404,718.39 | 2,385,125.04 | 311,585.73 | 485,915.30 | 716,140.72 | 151,287.83 | 1,630.45 | 191,716.77 | 360,589.96 | 1,798,458.87 | 9,323,484.32 |
| Total Costs w/o OH & CWIP | 284,730.71 | 2,403,434.30 | 1,840,927.58 | 132,937.68 | 372,106.24 | 716,140.72 | 151,287.83 | 1,598.47 | 160,820.67 | 116,426.99 | 1,743,933.53 | 7,924,344.72 |
| % of Total | 5.54% | 25.79% | 25.58% | 3.34% | 5.21% | 7.68% | 1.62% | 0.02% | 2.06% | 3.87% | 19.29% | 100.00% |
| % of Total w/o OH & CWIP | 3.59% | 30.33% | 23.23% | 1.68% | 4.70% | 9.04% | 1.91% | 0.02% | 2.03% | 1.47% | 22.01% | 100.00% |
| Ovhd Allocable to Work Orders | 155,719 | 725,255 | 719,346 | 93,973 | 146,550 | 215,986 | 45,628 | 492 | 57,821 | 108,753 | 542,409 | 2,811,932 |
| Totals by Company: | | | | | | | | | | | | |
| PWW | 155,719 | 725,255 | 719,346 | 93,973 | 146,550 | | | | | | | 1,840,843 |
| PEU | | | | | | | | | | 108,753 | 542,409 | 651,162 |
| PAC | | | | | | | | 492 | 57,821 | | | 58,313 |
| PWS | | | | | | 215,986 | 45,628 | | | | | 261,614 |
| Total Overhead | 155,719 | 725,255 | 719,346 | 93,973 | 146,550 | 215,986 | 45,628 | 492 | 57,821 | 108,753 | 542,409 | 2,811,932 |
| % Labor | 0.02 | 0.20 | 0.37 | 0.04 | 0.02 | 0.09 | 0.02 | - | 0.02 | 0.01 | 0.22 | 1.00 |
| | | | | | | | | | | | | 1.00 |

Pennichuck Water Works, Inc.

Schedule 2

Balance Sheet

Assets and Deferred Charges

For the Twelve Months Ended December 31, 2022

| Account Number | 12/31/22 | 13 Month Test Year Average | 12/31/21 | 12/31/20 | |
|-----------------------------------|--------------------------|-------------------------------|-----------------------|-----------------------|-----------------------|
| <u>PLANT ASSETS</u> | | | | | |
| Plant in Service | 301 to 348 | 250,882,641 | 248,411,158 | 248,380,595 | 240,661,540 |
| Work in process | 105 | 821,351 | 1,020,846 | 182,108 | 400,477 |
| Utility Plant | | 251,703,993 | 249,432,004 | 248,562,703 | 241,062,017 |
| Accumulated depreciation | 108 | 71,323,316 | 70,757,211 | 69,144,805 | 64,695,087 |
| Net Plant | | 180,380,677 | 178,674,793 | 179,417,899 | 176,366,929 |
| Acquisition Adjustment, net | 114 & 115 | (183,536) | (197,049) | (210,562) | (237,588) |
| Net Utility Plant | | 180,197,140 | 178,477,744 | 179,207,337 | 176,129,342 |
| <u>CURRENT ASSETS</u> | | | | | |
| Cash | 131 | 9,292,919 | 10,191,870 | 12,964,785 | 8,217,341 |
| Accounts receivable-billed, net | 141 & 143 | 3,506,409 | 3,072,310 | 2,295,405 | 2,785,611 |
| Accounts receivable-unbilled, net | 173 | 2,070,271 | 4,254,363 | 5,452,201 | 3,782,856 |
| Accounts receivable-other | 142 | 382 | (8,389) | (1,142) | (23,260) |
| Materials & Supplies | 151 | 989,109 | 901,231 | 760,016 | 596,158 |
| Prepaid expenses | 162 | 850,257 | 790,589 | 442,172 | 440,114 |
| Prepaid property taxes | 163 & 236 | 786,897 | 298,299 | 630,472 | 1,041,392 |
| Prepaid income taxes | 162.3 | - | - | - | - |
| Intercompany advances | 233 | 29,688,336 | 24,262,762 | 24,350,477 | 26,136,932 |
| | | 47,184,580 | 43,763,034 | 46,894,386 | 42,977,144 |
| <u>OTHER ASSETS</u> | | | | | |
| Debt issuance expenses | 181 | 14,283,429 | 15,594,779 | 11,988,090 | 14,810,580 |
| Other & Def Charges | 180,182,183,184 & 186 | 61,962,410 | 70,281,351 | 72,231,238 | 78,897,118 |
| | | 76,245,840 | 85,876,130 | 84,219,328 | 93,707,698 |
| TOTAL ASSETS | | \$ 303,627,560 | \$ 308,116,908 | \$ 310,321,050 | \$ 312,814,184 |

Pennichuck Water Works, Inc.
Balance Sheet
Equity and Liabilities
For the Twelve Months Ended December 31, 2022

Schedule 2A

| | Account Number | 12/31/22 | 13 Month Test Year Average | 12/31/21 | 12/31/20 |
|---|-------------------|-----------------------|-------------------------------|-----------------------|-----------------------|
| STOCKHOLDERS' EQUITY | | | | | |
| Common stock | 201 | \$ 30,000 | \$ 30,000 | \$ 30,000 | \$ 30,000 |
| Paid in capital | 211 | 91,201,250 | 92,176,368 | 97,539,518 | 101,130,972 |
| Retained earnings | 215 & 438 | 748,845 | 272,377 | 198,279 | 2,409,721 |
| | | <u>91,980,095</u> | <u>92,478,745</u> | <u>97,767,797</u> | <u>103,570,693</u> |
| LONG TERM DEBT | | | | | |
| Bonds, notes and mortgages | 221 | 121,830,126 | 121,377,104 | 120,406,069 | 117,829,362 |
| Current portion of long term debt | 221 | 7,444,880 | 6,657,484 | 8,464,216 | 6,977,755 |
| Intercompany advances | 223 | - | - | - | - |
| | | <u>129,275,006</u> | <u>128,034,588</u> | <u>128,870,286</u> | <u>124,807,117</u> |
| CURRENT LIABILITIES | | | | | |
| Accounts payable | 231 | 2,286,937 | 998,020 | 1,725,700 | 1,367,393 |
| Accrued taxes | 236 | 56,136 | 273,798 | 137,387 | (4,163) |
| Accrued interest | 237 | 1,377,544 | 1,054,557 | 1,328,861 | 1,268,319 |
| Other accrued expenses | 241 | 842,559 | 1,289,018 | 1,079,320 | 719,957 |
| Customer deposits & other | 235 | 352,194 | 97,378 | 60,809 | 67,538 |
| | | <u>4,915,370</u> | <u>3,712,771</u> | <u>4,332,078</u> | <u>3,419,043</u> |
| OTHER LIABILITIES AND DEFERRED CREDITS | | | | | |
| Deferred income taxes | 282 | 24,859,618 | 24,330,989 | 24,281,310 | 23,504,403 |
| Unamortized ITC | 255 | 338,454 | 354,972 | 371,490 | 404,526 |
| Deferred Tax liability & Other | 253 & 283 | 6,025,384 | 5,888,003 | 949,025 | 1,032,796 |
| Customer advances | 252 | 84,000 | 84,000 | 84,000 | 84,000 |
| CIAC, net | 271 & 272 | 33,015,439 | 32,898,447 | 33,097,304 | 32,549,141.28 |
| Accrued Pension liability | 241 | 6,177,033 | 11,948,780 | 12,158,919 | 15,423,508 |
| Unamortized Premium on Debt | 251 | 3,555,877 | 3,619,078 | 3,660,443 | 3,109,042 |
| Other Deferred Credits | | 3,401,284 | 4,749,509 | 4,748,398 | 4,909,915 |
| | | <u>77,457,089</u> | <u>83,873,779</u> | <u>79,350,890</u> | <u>81,017,331</u> |
| TOTAL EQUITY AND LIABILITIES | | <u>\$ 303,627,560</u> | <u>\$ 308,099,882</u> | <u>\$ 310,321,050</u> | <u>\$ 312,814,184</u> |

Pennichuck Water Works, Inc.
Accumulated Depreciation
For the Twelve Months Ended December 31, 2022

Schedule 2
Attachment A

| Account Classification | Asset Account Number | 12/31/22 | 12/31/21 |
|--|----------------------|-----------------------------|-----------------------------|
| Structures | 301 | \$ 21,028,313 | \$ 19,635,052 |
| Pumping and Distribution Equipment | 304 to 310 | 13,006,597 | 11,994,301 |
| Transmission and Distribution Mains | 311 to 320 | 29,583,182 | 27,883,518 |
| Services | 331 | 7,528,893 | 7,107,996 |
| Meters | 333 | 3,399,815 | 3,159,747 |
| Hydrants | 334 | 2,192,530 | 2,078,115 |
| Intangible Plant | 335 | 239,724 | 229,893 |
| Other Equipment | 339 to 348 | <u>10,072,358</u> | <u>9,889,416</u> |
| TOTAL | | <u>\$ 87,051,412</u> | <u>\$ 81,978,037</u> |
| Accumulated Depreciation - Loss | | \$ (7,125,293) | \$ (7,057,859) |
| Accumulated Depreciation - Cost of Removal | | \$ (7,251,384) | \$ (6,695,160) |
| Theoretical Depreciation Reserve | | <u>\$ (3,531,600)</u> | <u>\$ (3,531,600)</u> |
| GRAND TOTAL | | <u>\$ 69,143,136</u> | <u>\$ 64,693,418</u> |

Notes:

Pennichuck Water Works, Inc.
Material and Supplies
For the Twelve Months Ended December 31, 2022

Schedule 2B

| | 12/31/22 | 13 Month Average | 12/31/21 | 12/31/19 |
|--------------------------------|----------------|---------------------|----------------|----------------|
| INVENTORY: PIPES & FITTINGS | 421,683 | 402,520 | 354,623 | 364,536 |
| INVENTORY: NEW METERS | 189,002 | 201,087 | 105,679 | 98,473 |
| INVENTORY: MISC T & D | 1,076 | 638 | 879 | 1,289 |
| INVENTORY: WTP SPARE PARTS | - | - | - | - |
| INVENTORY: WTP CHEMICALS | 331,000 | 284,205 | 110,678 | 151,220 |
| INVENTORY: FLEET/VEHICLES | (75) | (75) | (75) | - |
| INVENTORY: BACKUP GENERAT FUEL | 20,553 | 20,553 | 20,553 | 20,553 |
| INV: CUSTOMER HANDBOOK/FOLDER | - | - | - | - |
| INV: CUSTOMER BROCHURE/INSERTS | - | - | - | - |
| INVENTORY: BILLING & ACCTING | 19,426 | 12,699 | 3,821 | 4,422 |
| | 982,665 | 921,626 | 596,158 | 640,493 |

Pennichuck Water Works, Inc.
Materials and Supply (Inventory)
For The Thirteen Months Ended December 31, 2022

Schedule 2B Support

| ACCOUNT # | DESCRIPTION | Dec-21 | Jan-22 | Feb-22 | Mar-22 | Apr-22 | May-22 | Jun-22 | Jul-22 | Aug-22 | Sep-22 | Oct-22 | Nov-22 | Dec-22 | Average | Dec-19 |
|-----------|---------------------------------|----------------|----------------|----------------|----------------|----------------|----------------|------------------|------------------|----------------|----------------|----------------|----------------|----------------|----------------|----------------|
| 151100 | INVENTORY: PIPES & FITTINGS | 354,623 | 385,718 | 376,186 | 412,447 | 416,165 | 426,144 | 406,801 | 403,158 | 398,936 | 406,646 | 410,500 | 413,747 | 421,683 | 402,520 | 364,536 |
| 151101 | INVENTORY: NEW METERS | 105,679 | 214,793 | 273,584 | 236,383 | 241,980 | 208,374 | 207,765 | 194,347 | 193,890 | 171,764 | 155,297 | 221,267 | 189,002 | 201,087 | 98,473 |
| 151150 | INVENTORY: MISC T & D | 879 | 145 | 771 | 613 | 513 | 931 | 658 | 658 | 567 | 567 | 553 | 367 | 1,076 | 638 | 1,289 |
| 151200 | INVENTORY: WTP SPARE PARTS | - | - | - | - | - | - | - | - | - | - | - | - | - | - | - |
| 151201 | INVENTORY: WTP CHEMICALS | 110,678 | 222,400 | 219,657 | 233,449 | 273,993 | 294,391 | 370,387 | 395,710 | 347,222 | 296,565 | 325,441 | 273,772 | 331,000 | 284,205 | 151,220 |
| 151250 | INVENTORY: FLEET/VEHICLES | (75) | (75) | (75) | (75) | (75) | (75) | (75) | (75) | (75) | (75) | (75) | (75) | (75) | (75) | - |
| 151300 | INVENTORY: BACKUP GENERAT FUEL | 20,553 | 20,553 | 20,553 | 20,553 | 20,553 | 20,553 | 20,553 | 20,553 | 20,553 | 20,553 | 20,553 | 20,553 | 20,553 | 20,553 | 20,553 |
| 151600 | INV: CUSTOMER HANDBOOK/FOLDER | - | - | - | - | - | - | - | - | - | - | - | - | - | - | - |
| 151615 | INV: CUSTOMER BROCHURE/INSERTS | - | - | - | - | - | - | - | - | - | - | - | - | - | - | - |
| 151625 | INVENTORY: CUST CONSERVATION | - | - | - | - | - | - | - | - | - | - | - | - | - | - | - |
| 151650 | INVENTORY: BILLING & ACCTING | 3,821 | 14,574 | 12,880 | 11,195 | 9,510 | 19,664 | 17,586 | 15,536 | 13,245 | 11,437 | 9,282 | 6,932 | 19,426 | 12,699 | 4,422 |
| 151700 | INVENTORY: POCKET FOLDERS | - | - | - | - | - | - | - | - | - | - | - | - | - | - | - |
| 151725 | INVENTORY: EDUCATIONAL SUPPLIES | - | - | - | - | - | - | - | - | - | - | - | - | - | - | - |
| 151730 | INVENTORY: CCR'S | - | - | - | - | - | - | - | - | - | - | - | - | - | - | - |
| | | <u>596,158</u> | <u>858,109</u> | <u>903,555</u> | <u>914,566</u> | <u>962,639</u> | <u>969,981</u> | <u>1,023,675</u> | <u>1,029,886</u> | <u>974,338</u> | <u>907,457</u> | <u>921,552</u> | <u>936,562</u> | <u>982,665</u> | <u>921,626</u> | <u>640,493</u> |

Pennichuck Water Works, Inc.
Contributions In Aid of Construction
For the Twelve Months Ended December, 2018-2022

Schedule 2C

| | | 2018 | 2019 | 2020 | 2021 | 2022 |
|--------|---|--------------------|---------------------|---------------------|---------------------|-------------------|
| 271200 | CONTRIBUTIONS IN AID OF CONST | 36,257,056 | 38,401,772 | 38,786,616 | 40,156,714 | 40,919,361 |
| 271201 | CIAC: BON TERRAIN | 959,061 | 959,061 | 959,061 | 959,061 | 959,061 |
| 271202 | CIAC: TAYLOR FALLS BOOSTER STA | 150,000 | 150,000 | 150,000 | 150,000 | 150,000 |
| 271205 | CIAC: TOWN OF AMHERST | 43,000 | 43,000 | 43,000 | 43,000 | 43,000 |
| 271210 | CIAC: MAST ROAD | 8,500 | 8,500 | 8,500 | 8,500 | 8,500 |
| 271220 | CIAC: LITTLE POND MAINS | 148,435 | 148,435 | 148,435 | 148,435 | 148,435 |
| 271225 | CIAC: PWDRHILL/DUNLAP WDS TANK | 55,080 | 55,080 | 55,080 | 55,080 | 55,080 |
| 271230 | CIAC: URBAN RUNOFF | 62,600 | 62,600 | 62,600 | 62,600 | 62,600 |
| 271240 | CIAC-NEW SERVICES:ENGLISH WOOD | 7,611 | 7,611 | 7,611 | 7,611 | 7,611 |
| 271250 | CIAC: SAFE WATER DRINKING ACT | 55,366 | 55,366 | 55,366 | 55,366 | 55,366 |
| 271260 | CIAC: AUTUMN WOODS BOOSTER STA | 82,592 | 82,592 | 82,592 | 82,592 | 82,592 |
| 271270 | CIAC: CHERRY LANE WELL | 35,000 | 35,000 | 35,000 | 35,000 | 35,000 |
| 271275 | CIAC: MANCHESTER INTERCONNECT | 422,612 | 422,612 | 422,612 | 422,612 | 422,612 |
| 271310 | CIAC - MAPLEWOOD | 252,351 | 264,139 | 269,612 | 278,874 | 283,084 |
| 271320 | CIAC - LAUREL WOODS | 242,349 | 242,349 | 242,349 | 242,349 | 242,349 |
| 271400 | CONTR IN AID OF CONST-DEV INST | 2,348,456 | 2,348,456 | 2,348,456 | 2,348,456 | 2,348,456 |
| 271550 | CIAC: AUTUMN WOODS | 189,755 | 189,755 | 189,755 | 189,755 | 189,755 |
| | TOTAL CIAC | 41,319,822 | 41,319,822 | 43,476,326 | 43,866,643 | 45,246,003 |
| 272101 | RESERVE FOR AMORT OF CIAC:PWV | (9,662,193) | (10,500,577) | (11,317,502) | (12,148,699) | 12,997,421 |
| | TOTAL RESERVE FOR AMORT OF CIAC | (9,662,193) | (10,500,577) | (11,317,502) | (12,148,699) | 12,997,421 |
| | TOTAL OF CIAC & RESERVE FOR CIAC | 31,657,629 | 30,819,244 | 32,158,825 | 31,717,944 | 58,243,424 |

**Pennichuck Water Works, Inc.
Computation of Thirteen Month Average Balance
For The Thirteen Months Ended December 31, 2022**

**Schedule 3B
By Account Name**

| Description | Dec-21 | Jan-22 | Feb-22 | Mar-22 | Apr-22 | May-22 | Jun-22 | Jul-22 | Aug-22 | Sep-22 | Oct-22 | Nov-22 | Dec-22 | Average |
|------------------------------|--------------------|--------------------|--------------------|--------------------|--------------------|--------------------|--------------------|--------------------|--------------------|--------------------|--------------------|--------------------|--------------------|--------------------|
| Plant in Service | 179,207,337 | 248,210,633 | 248,233,255 | 248,334,461 | 248,380,880 | 247,481,784 | 246,553,680 | 247,344,419 | 247,499,281 | 247,929,504 | 248,618,952 | 249,327,432 | 250,699,105 | 242,909,286 |
| Accum Deprec | 87,053,081 | 87,583,871 | 88,114,265 | 88,583,303 | 89,105,864 | 88,807,414 | 88,822,037 | 89,340,504 | 89,859,217 | 90,145,783 | 90,659,879 | 91,190,072 | 91,230,597 | 89,268,914 |
| Accum Deprec: Loss | 7,251,384 | 7,251,662 | 7,253,456 | 7,257,006 | 7,258,163 | 7,259,909 | 7,261,943 | 7,322,616 | 7,324,631 | 7,371,952 | 7,451,138 | 7,493,279 | 7,806,631 | 7,351,059 |
| Accum Deprec: COR | 7,125,293 | 7,120,427 | 7,120,427 | 7,142,075 | 7,145,985 | 7,337,598 | 7,898,820 | 7,898,820 | 7,895,223 | 7,971,309 | 7,976,838 | 7,975,710 | 8,569,049 | 7,629,044 |
| Theoretical Reserve | 3,531,600 | 3,531,600 | 3,531,600 | 3,531,600 | 3,531,600 | 3,531,600 | 3,531,600 | 3,531,600 | 3,531,600 | 3,531,600 | 3,531,600 | 3,531,600 | 3,531,600 | 3,531,600 |
| Acquisition Adjustment | 844,905 | 844,905 | 844,905 | 844,905 | 844,905 | 844,905 | 844,905 | 844,905 | 844,905 | 844,905 | 844,905 | 844,905 | 844,905 | 844,905 |
| Accum Amort Acq Adj | 634,343 | 636,595 | 638,847 | 641,100 | 643,352 | 645,604 | 647,856 | 650,108 | 652,360 | 654,612 | 656,864 | 659,117 | 661,369 | 647,856 |
| CIAC | 45,330,003 | 45,359,374 | 45,359,374 | 45,386,469 | 45,411,456 | 45,432,196 | 45,488,972 | 45,503,745 | 45,596,014 | 45,732,530 | 45,742,093 | 45,759,054 | 46,096,860 | 45,553,703 |
| Reserve of CIAC Amort | 12,148,699 | 12,218,971 | 12,289,243 | 12,359,554 | 12,429,893 | 12,500,264 | 12,570,733 | 12,641,037 | 12,711,508 | 12,782,274 | 12,853,071 | 12,923,657 | 12,997,421 | 12,571,256 |
| Rate Stabilization Fund | 6,295,395 | 3,707,666 | 3,824,231 | 3,255,315 | 3,661,037 | 3,974,351 | 4,361,620 | 5,722,784 | 5,981,355 | 5,814,240 | 7,530,359 | 5,475,739 | 3,331,092 | 4,841,168 |
| O&M Allowance | 2,099,013 | 2,070,542 | 1,841,534 | 2,031,704 | 1,971,951 | 2,264,239 | 2,744,265 | 2,640,852 | 2,640,486 | 2,378,709 | 2,459,564 | 2,367,694 | 1,904,710 | 2,262,713 |
| Materials & Supplies | 760,016 | 768,081 | 890,137 | 865,110 | 978,192 | 943,424 | 915,105 | 905,294 | 895,813 | 847,621 | 922,424 | 1,035,678 | 989,109 | 901,231 |
| Prepaid expenses | 470,382 | 463,564 | 650,727 | 824,083 | 869,561 | 915,627 | 983,617 | 929,145 | 979,420 | 1,011,524 | 752,662 | 919,474 | 882,611 | 819,415 |
| Prepaid Property Taxes | 488,922 | 288,765 | 28,235 | (272,883) | (301,118) | (609,153) | 767,534 | 420,729 | 73,923 | - | (346,806) | (260,544) | 786,897 | 81,885 |
| Prepaid Income Taxes | - | - | - | - | - | - | - | - | - | - | - | - | - | - |
| Other & Def Charges | 72,231,238 | 71,999,355 | 71,762,579 | 71,527,445 | 71,297,501 | 71,074,897 | 70,852,090 | 70,635,553 | 70,412,305 | 70,187,376 | 69,968,459 | 69,746,359 | 61,962,410 | 70,281,351 |
| Less: Clearing Account | (28,210) | (28,240) | (27,576) | (28,240) | (28,240) | (28,240) | (28,240) | (28,240) | (28,240) | (28,240) | (30,341) | (30,341) | (32,354) | (28,827) |
| Cust Advance | 84,000 | 84,000 | 84,000 | 84,000 | 84,000 | 84,000 | 84,000 | 84,000 | 84,000 | 84,000 | 84,000 | 84,000 | 84,000 | 84,000 |
| Customer deposits & other | 60,809 | 48,588 | 43,550 | 49,559 | 42,010 | 54,864 | 81,332 | 80,111 | 88,632 | 99,281 | 114,145 | 150,838 | 352,194 | 97,378 |
| Deferred Income Tax | 17,328,458 | 17,328,458 | 17,328,458 | 17,328,458 | 17,328,458 | 17,328,458 | 17,328,458 | 17,328,458 | 17,328,458 | 17,328,458 | 17,328,458 | 17,328,458 | 17,894,490 | 17,371,999 |
| Deferred Tax Liability | 246,109 | 246,109 | 246,109 | 246,109 | 246,109 | 246,109 | 246,109 | 246,109 | 246,109 | 246,109 | 246,109 | 246,109 | 246,109 | 246,109 |
| Unamortized ITC | 371,490 | 368,737 | 365,984 | 363,231 | 360,478 | 357,725 | 354,972 | 352,219 | 349,466 | 346,713 | 343,960 | 341,207 | 338,454 | 354,972 |
| Deferred Rental Credits | 23,680 | 21,537 | 19,393 | 17,250 | 17,250 | 17,250 | 17,250 | 17,250 | 17,250 | 17,250 | 17,250 | 17,250 | 17,250 | 18,239 |
| | 140,929,297 | 206,410,521 | 205,685,808 | 204,621,528 | 204,454,706 | 204,175,460 | 205,849,067 | 206,873,896 | 206,212,094 | 205,663,933 | 207,024,669 | 205,263,643 | 197,049,499 | 200,016,472 |
| MARA | - | - | - | - | - | - | - | - | - | - | - | - | - | - |
| MARA | 60,834,486 | 60,669,014 | 60,498,526 | 60,328,039 | 60,157,552 | 59,987,065 | 59,816,577 | 59,646,091 | 59,475,604 | 59,305,116 | 59,134,629 | 58,964,142 | 58,793,655 | 59,816,192 |
| Total MARA | 60,834,486 | 60,669,014 | 60,498,526 | 60,328,039 | 60,157,552 | 59,987,065 | 59,816,577 | 59,646,091 | 59,475,604 | 59,305,116 | 59,134,629 | 58,964,142 | 58,793,655 | 59,816,192 |
| Ashley Commons | (104,498) | (103,556) | (102,615) | (101,674) | (100,732) | (99,791) | (98,849) | (97,908) | (96,967) | (96,025) | (95,084) | (94,142) | (93,201) | (98,849) |
| French Hill | (339,958) | (337,238) | (334,518) | (331,799) | (329,079) | (326,359) | (323,640) | (320,920) | (318,200) | (315,481) | (312,761) | (310,041) | (307,322) | (323,640) |
| Armory - South Nashua | (74,686) | (74,058) | (73,430) | (72,803) | (72,175) | (71,548) | (70,920) | (70,292) | (69,665) | (69,037) | (68,409) | (67,782) | (67,154) | (70,920) |
| Glenn Ridge | (26,038) | (25,833) | (25,628) | (25,423) | (25,218) | (25,013) | (24,808) | (24,603) | (24,398) | (24,193) | (23,988) | (23,783) | (23,578) | (24,808) |
| Amherst Street | (246,463) | (245,683) | (244,903) | (244,123) | (243,343) | (242,563) | (241,783) | (241,003) | (240,223) | (239,443) | (238,663) | (237,883) | (237,103) | (241,783) |
| Total Forgivable Debt | (791,641) | (786,368) | (781,094) | (775,820) | (770,547) | (765,273) | (759,999) | (754,726) | (749,452) | (744,178) | (738,905) | (733,631) | (728,357) | (760,000) |

Pennichuck Water Works, Inc.
 Computation of Thirteen Month Average Balance
 For The Thirteen Months Ended December 31, 2022

Schedule 3C

| Description | Dec-21 | Jan-22 | Feb-22 | Mar-22 | Apr-22 | May-22 | Jun-22 | Jul-22 | Aug-22 | Sep-22 | Oct-22 | Nov-22 | Dec-22 | Average |
|--------------------------------|--------------------|--------------------|--------------------|--------------------|--------------------|--------------------|--------------------|--------------------|--------------------|--------------------|--------------------|--------------------|--------------------|--------------------|
| Unfunded FAS 106 Costs: | | | | | | | | | | | | | | |
| EARLY RETIREE LIABILITY-HEALTH | - | - | - | - | - | - | - | - | - | - | - | - | - | - |
| POST-65 HEALTH LIABILITY | (5,549,218) | (5,464,036) | (5,484,939) | (5,505,319) | (5,525,960) | (5,546,602) | (5,567,243) | (5,587,623) | (5,608,002) | (5,628,382) | (5,648,761) | (5,669,141) | (3,877,574) | (5,435,600) |
| VEBA TRUST - UNION | 506,773 | 572,953 | 572,953 | 572,953 | 572,953 | 572,953 | 572,953 | 572,953 | 572,953 | 572,953 | 572,953 | 572,953 | 354,362 | 551,048 |
| VEBA TRUST - NON-UNION | 132,530 | 121,780 | 121,780 | 121,780 | 121,780 | 121,780 | 121,780 | 121,780 | 121,780 | 121,780 | 121,780 | 121,780 | 121,929 | 122,619 |
| Unfunded FAS 106 Costs: | (4,909,915) | (4,769,302) | (4,790,205) | (4,810,585) | (4,831,226) | (4,851,868) | (4,872,509) | (4,892,889) | (4,913,268) | (4,933,648) | (4,954,027) | (4,974,407) | (3,401,284) | (4,761,933) |
| Unfunded FAS 158 Costs: | | | | | | | | | | | | | | |
| DEFERRED ASSET: PENSION | 12,524,649 | 8,417,857 | 8,382,151 | 8,346,444 | 8,310,737 | 8,275,031 | 8,239,324 | 8,203,617 | 8,167,911 | 8,132,204 | 8,096,497 | 8,060,791 | 2,024,671 | 8,090,914 |
| DEFERRED ASSET:POST 65 HEALTH | 1,672,464 | 1,102,409 | 1,098,719 | 1,095,030 | 1,091,340 | 1,087,651 | 1,083,961 | 1,080,272 | 1,076,582 | 1,072,893 | 1,069,203 | 1,065,514 | (645,748) | 996,176 |
| DEF ASSET:EARLY RETIRE HEALTH | - | - | - | - | - | - | - | - | - | - | - | - | - | - |
| DEFERRED ASSET - SERP | 815,219 | 840,805 | 840,805 | 838,814 | 838,814 | 838,814 | 836,777 | 836,777 | 836,777 | 834,696 | 834,696 | 834,696 | 865,524 | 837,940 |
| ACCRUED LIAB PENSION-SHORT TRM | - | - | - | - | - | - | - | - | - | - | - | - | - | - |
| ACCURED LIABILITY: PENSION | (15,423,508) | (12,132,405) | (12,230,891) | (12,329,377) | (12,302,863) | (12,401,349) | (12,499,835) | (12,473,322) | (12,571,808) | (12,670,294) | (12,643,780) | (12,742,266) | (6,177,033) | (12,199,902) |
| EARLY RETIREE LIAB-HEALTH - ST | - | - | - | - | - | - | - | - | - | - | - | - | - | - |
| POST-65 HEALTH LIABILITY - ST | - | - | - | - | - | - | - | - | - | - | - | - | - | - |
| ACC LIAB: SUP EXEC RETIRE PLAN | (308,452) | (229,551) | (224,137) | (231,740) | (224,127) | (216,381) | (231,443) | (223,697) | (215,952) | (228,150) | (220,404) | (212,659) | (230,391) | (230,545) |
| Unfunded FAS 158 Costs: | (719,627) | (2,000,885) | (2,133,354) | (2,280,830) | (2,286,098) | (2,416,235) | (2,571,216) | (2,576,353) | (2,706,490) | (2,858,651) | (2,863,788) | (2,993,925) | (4,162,977) | (2,505,418) |

Pennichuck Water Works, Inc.
2021 Miscellaneous Fees

| PWW | | | | | | | |
|------------------------------|------------------|-----------------|--------------------------------|----------------------|----------------------------------|------------------------|--|
| Misc Charge Description | 2021 Quantity | 2021 Misc Fee | Total Amount Billed in 2021 | Requests 2022 Fee | Projected Revenues at new Fee | Additional Revenues | |
| Return Item Fee | 261 | \$ 15.00 | \$ 3,915.00 | \$ 18.00 | \$ 4,698.00 | \$ 783.00 | |
| Water Off After Hours | 9 | \$ 63.00 | \$ 567.00 | \$ 95.00 | \$ 855.00 | \$ 288.00 | |
| Water Off Regular Hours | 172 | \$ 46.00 | \$ 7,912.00 | \$ 67.00 | \$ 11,524.00 | \$ 3,612.00 | |
| Water On After Hours | 3 | \$ 63.00 | \$ 189.00 | \$ 95.00 | \$ 285.00 | \$ 96.00 | |
| Water On Regular Hours | 135 | \$ 46.00 | \$ 6,210.00 | \$ 67.00 | \$ 9,045.00 | \$ 2,835.00 | |
| Water On/Off After Hours | 18 | \$ 63.00 | \$ 1,134.00 | \$ 95.00 | \$ 1,710.00 | \$ 576.00 | |
| Water On/Off Regular Hours | 66 | \$ 46.00 | \$ 3,036.00 | \$ 67.00 | \$ 4,422.00 | \$ 1,386.00 | |
| Collection Fee After Hours | 24 | \$ 63.00 | \$ 1,512.00 | \$ 63.00 | \$ 1,512.00 | \$ - | |
| Collection Fee Regular Hours | 316 | \$ 46.00 | \$ 14,536.00 | \$ 46.00 | \$ 14,536.00 | \$ - | |
| Property Transfer Fee | 2,222 | \$ 20.00 | \$ 44,440.00 | \$ 30.00 | \$ 66,660.00 | \$ 22,220.00 | |
| Inspection of Services | 212 | \$ 160.00 | \$ 33,920.00 | \$ 230.00 | \$ 48,760.00 | \$ 14,840.00 | |
| New Service Applications | 238 | \$ 20.00 | \$ 4,760.00 | \$ 108.00 | \$ 25,704.00 | \$ 20,944.00 | |
| Main Extension footage | 2,530 | \$ 3.00 | \$ 7,590.00 | \$ 3.44 | \$ 8,703.20 | \$ 1,113.20 | |
| | | Totals - | \$ 129,721.00 | | \$ 198,414.20 | | |

Projected increase in Misc Fees based on 2021 activity - \$ 68,693.20

| | DW23-015 | % by Revenue |
|--|----------------|--------------|
| Total OERR - \$ | 114,271 | 21.57% |
| Total DSRR - \$ | 377,666 | 71.30% |
| Total 0.1 DSRR - \$ | 37,767 | 7.13% |
| Total 2020 Annual QCPAC revenues - \$ | 529,704 | |

| | Requested DW 22-032 Revenues | QCPAC For 2022 Capital Additions pro forma | QCPAC Surcharge for 2022 Capital Addition | QCPAC For 2023 Capital Additions pro forma | QCPAC Surcharge for 2023 Capital Additions | QCPAC For 2024 Capital Additions pro forma | QCPAC Surcharge for 2024 Capital Additions | QCPAC For 2025 Capital Additions pro forma | QCPAC Surcharge for 2025 Capital Additions |
|--|------------------------------|--|---|--|--|--|--|--|--|
| City Bond Fixed Revenue Requirement (CBRR) | \$ 7,729,032 | \$ - | \$ 7,729,032 | \$ 7,729,032 | \$ 7,729,032 | \$ 7,729,032 | \$ 7,729,032 | \$ 7,729,032 | \$ 7,729,032 |
| DW 22-032 Operating Expense Revenue Requirement, with MOEF, per Settlement Agreement | \$ 25,249,661 (1) | \$ 114,271 (4) | \$ 25,363,932 | \$ 244,264 (4) | \$ 25,608,196 | \$ 452,061 (4) | \$ 26,060,257 | \$ 209,136 (4) | \$ 26,269,393 |
| DW 22-032 Annual Principal and Interest Payments per Settlement Agreement | \$ 7,436,923 (2) | \$ 377,666 (7) | \$ 7,814,589 | \$ 856,213 (8) | \$ 8,670,802 | \$ 1,411,675 (8) | \$ 10,082,477 | \$ 774,747 -8 | \$ 10,857,224 |
| Principal and Interest Coverage Requirement | 1.10 (3) | | 1.10 | | 1.10 | | 1.10 | | 1.10 |
| DW 22-032 Principal and Interest Revenue Requirement | \$ 8,180,615 | | \$ 8,596,048 | | \$ 9,537,882 | | \$ 11,090,725 | | \$ 11,942,946 |
| DW 22-032 RSF Debit | \$ (422,871) (11) | | \$ (422,871) | | \$ (422,871) | | \$ (422,871) | | \$ (422,871) |
| DW 22-032 Revenue Requirement per Settlement Agreement inclusive of RSF Debit | \$ 40,736,437 (10) | | \$ 41,266,140 | | \$ 42,452,239 | | \$ 44,457,143 | | \$ 45,518,500 |
| DW 22-032 Revenue Requirement less Other Revenues | \$ 40,143,045 | | \$ 40,672,748 | | \$ 41,858,847 | | \$ 43,863,751 | | \$ 44,925,108 |
| DW 22-032 Revenue Requirement less Other Revenues less Fixed Special Contract Revenues | \$ 39,057,359 (6) | | \$ 39,587,062 | | \$ 40,773,161 | | \$ 42,778,065 | | \$ 43,839,422 |
| Percent QCPAC Surcharge (5) | | | 1.36% | | 3.04% | | 5.13% | | 2.72% |
| Cumulative QCPAC Surcharge (9) | | | 1.36% | | 4.39% | | 9.53% | | 12.24% |
| Cumulative QCPAC monthly increase in average single family residential bill | | | \$ 0.83 | | \$ 2.69 | | \$ 5.84 | | \$ 7.50 |
| Average monthly single family residential bill with QCPAC | \$ 61.28 | | \$ 62.11 | | \$ 63.97 | | \$ 67.11 | | \$ 68.78 |

- Notes:
 (1) Operating Expense Revenue requirement is the sum of the Total Operating Expenses, Property Tax Expense, Amortization Expense and Payroll Tax Expenses agreed to in the Settlement agreement for DW 22-032
 (2) Annual Principal and interest payments for PWW debt associated with all plant in service as agreed to in the settlement agreement for DW 22-032.
 (3) Principal and interest coverage of 1.10 is as approved in DW 16-80C.
 (4) QCPAC operating expenses are based on the property taxes for used and useful plant added during the year
 (5) QCPAC percent revenue surcharges based on increase in revenues which are reflected in the Settlement agreement in DW 22-032
 (6) Reduction in revenues associated with fixed contracts as follows:
 Hudson Annual Fixed Chg \$ 457,083 Midval Annual Fixed Chg \$ 81,000 A-B Annual Fixed Chg \$ 356,622 PEU Annual Fixed Chg \$ 190,981
 30 year bond with interest rate of 3.38%
 30 year bond with interest rate of 5.005716% (Total All In Interest Cost of all Series Bonds)
 30 year bond with interest rate of 5.50% for 2023 through 2025 Capital Expenditures unless funding is via an SRF/DWGTFF financing.
 (7) QCPAC Principal and Interest expenses for DWGTFF financing are based on a
 (8) QCPAC Principal and Interest expenses for 2023, 2024 and 2025 QCP's are based on
 (9) Cumulative surcharge percentage is based on total surcharge revenues collected divided by the revenues agreed to in the settlement in DW 22-032 that are imposed by the QCPAC.
 (10) Operating expense revenues agreed to in the Settlement Agreement per DW 22-032 less total Other Revenues of
 (11) RSF debit agreed to in Settlement Agreement in DW 22-032

Impact on Single Family Residential Home:

| | DW 22-032 |
|--|-----------|
| Monthly meter charge agreed to in Settlement in DW 22-032 - \$ | 26.90 |
| Average Single Family Consumption as filed in DW 22-032 (CCF) - | 7.76 |
| Volumetric Charge agreed to in Settlement in DW 22-032 - \$ | 4.43 |
| Ave. Single Family monthly bill with rates projected upon completion of DW 22-032 - \$ | 61.28 |

Computation of QCPAC Surcharge
As filed with Petition on 2/14/2022

| DW20-020 | | | % by Revenue | DW20-020 and DW21-023 | | | % by Revenue |
|---|-----------|------------------|--------------|--|-----------|------------------|--------------|
| Total OERR - | \$ | 416,593 | 30.71% | Total OERR - | \$ | 571,676 | 30.12% |
| Total DSRR - | \$ | 854,442 | 62.99% | Total DSRR - | \$ | 1,205,838 | 63.53% |
| Total 0.1 DSRR - | \$ | 85,444 | 6.30% | Total 0.1 DSRR - | \$ | 120,584 | 6.35% |
| Total 2020 Annual QCPAC revenues - | \$ | 1,356,480 | | Total 2020 and 2021 Annual QCPAC revenues - | \$ | 1,898,097 | |

| DW20-020, DW21-023 and DW22-006 | | | % by Revenue |
|--|-----------|------------------|--------------|
| Total OERR - | \$ | 747,836 | 29.64% |
| Total DSRR - | \$ | 1,614,186 | 63.97% |
| Total 0.1 DSRR - | \$ | 161,419 | 6.40% |
| Total 2020, 2021 and 2022 Annual QCPAC revenues - | \$ | 2,523,440 | |

| | Approved DW19-084 Revenues | QCPAC For 2019 Capital Additions | QCPAC Surcharge for 2019 Capital Additions | QCPAC For 2020 Capital Additions pro forma | QCPAC Surcharge for 2020 Capital Additions | QCPAC For 2021 Capital Additions pro forma | QCPAC Surcharge for 2021 Capital Additions | QCPAC For 2022 Capital Additions pro forma | QCPAC Surcharge for 2022 Capital Addition | QCPAC For 2023 Capital Additions pro forma | QCPAC Surcharge for 2023 Capital Additions |
|---|----------------------------|----------------------------------|--|--|--|--|--|--|---|--|--|
| City Bond Fixed Revenue Requirement (CBFR) | \$ 7,729,032 | \$ - | \$ 7,729,032 | \$ - | \$ 7,729,032 | \$ - | \$ 7,729,032 | \$ - | \$ 7,729,032 | \$ - | \$ 7,729,032 |
| DW19-084 Operating Expense Revenue Requirement | \$ 21,296,618 (1) | \$ 416,593 | \$ 21,713,211 | \$ 155,083 (4) | \$ 21,868,294 | \$ 176,160 (4) | \$ 22,044,454 (4) | \$ 285,772 (4) | \$ 22,330,225 | \$ 207,236 (4) | \$ 22,537,461 |
| DW19-084 Annual Principal and Interest Payments | \$ 6,176,477 (2) | \$ 854,442 | \$ 7,030,919 | \$ 351,395 (5) | \$ 7,382,314 | \$ 408,348 (6) | \$ 7,790,662 | \$ 778,703 (10) | \$ 8,569,365 | \$ 523,272 (10) | \$ 9,092,637 |
| Principal and Interest Coverage Requirement | 1.10 (3) | | 1.10 | | 1.10 | | 1.10 | | 1.10 | | 1.10 |
| DW19-084 Principal and Interest Revenue Requirement | \$ 6,794,124 | | \$ 7,234,011 | | \$ 8,120,546 | | \$ 8,569,728 | | \$ 9,426,302 | | \$ 10,001,900 |
| DW19-084 Revenue Requirement | \$ 35,819,774 | | \$ 37,176,254 | | \$ 37,217,871 | | \$ 38,343,214 | | \$ 39,485,559 | | \$ 40,268,593 |
| DW19-084 Revenue Requirement less Other Revenues | \$ 35,399,062 (12) | | \$ 36,755,541 | | \$ 37,297,159 | | \$ 37,922,502 | | \$ 39,064,846 | | \$ 39,847,681 |
| DW19-084 Revenue Requirement less Other Revenues less Fixed Special Contract Revenues | \$ 34,792,618 (8) | | \$ 36,149,098 | | \$ 36,690,716 (8) | | \$ 37,316,058 (8) | | \$ 38,458,403 | | \$ 39,241,237 |
| Percent QCPAC Surcharge (7) | | | 3.90% | | 1.56% | | 1.80% | | 3.28% | | 2.25% |
| Cumulative QCPAC Surcharge (11) | | | 3.90% | | 5.46% | | 7.25% | | 10.54% | | 12.79% |
| Cumulative QCPAC monthly increase in average single family residential bill | | | \$ 2.17 | | \$ 3.04 | | \$ 4.04 | | \$ 5.86 | | \$ 7.12 |
| Average monthly single family residential bill with QCPAC | \$ 55.65 | | \$ 57.82 | | \$ 58.69 | | \$ 59.69 | | \$ 61.52 | | \$ 62.77 |

- Notes:
- Operating Expense Revenue requirement is the sum of the Total Operating Expenses, Property Tax Expense, Amortization Expense and Payroll Tax Expenses approved in NHFUC Order #26,425.
 - Annual Principal and interest payments for PWW debt associated with all plant in service as approved in DW 19-084.
 - Principal and interest coverage of 1.10 is as approved in DW 16-806.
 - QCPAC operating expenses are based on the property taxes for used and useful plant added during the year
 - Portion of Annual Principal and interest payments for debt associated with plant placed in service between 1/1/2020 and 12/31/2020 based on a
 - QCPAC Principal and Interest expenses for Bonds to be sold in April 2022 to pay for 2021 QCP's are based on 30
 - QCPAC percent revenue surcharges based on increase in revenues from the revenues granted in DW 19-084
 - Reduction in revenues associated with fixed contracts as follows: Hudson Annual Fixed Chg \$ 32,800
 - QCPAC Principal and Interest expenses for DWGTF financing are based on a 30 year bond with interest rate of 3.38%
 - QCPAC Principal and Interest expenses for 2022, 2023 and 2024 Bonds to be 2022, 2023 and 2024 QCP's are based on 30
 - Cumulative surcharge percentage is based on total surcharge revenues collected divided by the revenues granted in DW 19-084 that are impacted by the QCPAC.
 - Operating expense revenues approved in DW 19-084 less Total Other Revenues of \$ 420,712

30 year bond with a projected interest rate of 4.056692% based on a bond issuance in April 2021 for 2021 through 2024 Capital Expenditures unless funding is via an SRF/DWGTF financing.

4.50% A-B Annual Fixed Chg \$ 371,430 PEU Annual Fixed Chg \$ 121,213

5.00% for 2022 through 2024 Capital Expenditures unless funding is via an SRF/DWGTF financing.

Impact on Single Family Residential Home:

| | DW19-084 |
|--|----------|
| Monthly meter charge approved in DW 19-084 - | \$ 24.34 |
| Average Single Family Consumption per DW 19-084 (CCF) - | 7.77 |
| Volametric Charge approved in DW 19-084 - | \$ 4.03 |
| Ave. Single Family monthly bill with rates approved in DW 19-084 - | \$ 55.65 |

| | 1 | 2 |
|---|---------------------|---------------------|
| | <u>Jan-22</u> | <u>Feb-22</u> |
| <u>Water Sales</u> | | |
| 461000 WATER SALES: BILLED REVENUE | (2,235,799.59) | (2,001,064.14) |
| 461001 WATER SALES BILLED RECOUPMENT | (84,199.86) | (82,430.74) |
| 461100 WATER SALES: UNBILLED REVENUE | 299,952.00 | (9,431.00) |
| 461200 WATER SALES-UNBILLED RECOUPMNT | 84,199.86 | 82,430.74 |
| 471100 QCPAC SURCHARGE | (105,266.25) | (285,262.14) |
| 471105 QCPAC BILLED RECOUPMENT | - | - |
| 471110 QCPAC UNBILLED RECOUPMENT | - | - |
| 471115 QCPAC BILLED RECOUPMENT-2020 | - | - |
| 471120 QCPAC UNBILLED RECOUPMENT-2020 | - | - |
| 471125 QCPAC BILLED RECOUPMENT-2021 | - | - |
| 471130 QCPAC UNBILLED RECOUPMENT-2021 | - | - |
| 471135 BILLED RECOUPMENT: MISCELLANEOUS | - | - |
| 471140 UNBILLED RECOUPMENT: MISCELLANEOUS | - | - |
| 467000 INTERCONNECT - PEU | - | - |
| 460200 CBFRR REVENUES | (644,086.00) | (644,086.00) |
| 460998 CBFRR REVENUES - CONTRA | 644,086.00 | 644,086.00 |
| 462000 FIRE PROTECTION REVENUE | (508,303.35) | (508,237.81) |
| | 2,549,417.19 | 2,803,995.09 |
| | | |
| 466000 WATER SALES FOR RESALE | - | - |
| <u>Other Operating Revenue</u> | | |
| 415200 JOBBING REVENUE | (46,793.77) | (15,251.08) |
| 474001 FINANCE CHARGES | - | - |
| 471300 MISC OPERATING REVENUE | (5,109.00) | (4,248.00) |
| 416000 JOBBING EXPENSE | 12,762.46 | 10,080.96 |
| 472600 LEASE INCOME | (1,071.66) | (1,071.66) |
| 474000 OTHER WATER REVENUE | (9,376.84) | (10,129.24) |
| 474100 OTHER REVENUE: SOLAR REBATE | - | - |
| | 49,588.81 | 20,619.02 |
| | | |
| Total Revenues | 2,599,006.00 | 2,824,614.11 |
| <u>Production Expenses</u> | | |
| 601100 OTHER PROD LABOR: CORE | 8,309.67 | 4,534.13 |
| 601101 OTHER PROD LABOR: COMM SYSTEMS | - | - |
| 601500 OTHER PROD LABOR:SRCE/SUPPLY | 2,172.17 | 1,867.20 |
| 602000 PURCH WATER: MILFORD-BARTLETT | 189.13 | 189.13 |
| 602400 PURCHASED WATER: DREW WOODS | 8,881.75 | 8,881.75 |
| 602500 PURCH WATER: GREATBROOK | 754.11 | 677.61 |
| 602502 PURCH WATER: LITTLE POND | 6,344.12 | - |
| 602550 PURCH WATER: SOUHEGAN WOODS | 273.25 | 966.93 |
| 602600 PURCH WATER: GREENFIELD | 8,366.04 | 6,337.04 |
| 602670 PURCH WATER: DONALD STREET | 9,585.36 | - |
| 602675 PURCH WATER:FEDERAL HL-MILFORD | 2,848.81 | 633.19 |
| 602680 PURCHASED WTR: ASHLEY COMMONS | 404.34 | 402.64 |
| 602900 PURCH WATER: FRANCOUER TRUCKS | - | - |
| 603100 OTHER PROD MATERIAL & EXPENSE | 201.61 | - |
| 603101 TRT PLANT: OFFICE SUPPLIES | 833.34 | 1,843.42 |
| 610200 SUPERINTENDENCE - WTP | 21,733.99 | 19,730.28 |

| | | | |
|--------|---------------------------------|-----------|-----------|
| 610300 | OFFICE SALARIES & WAGES: WTP | 16,140.48 | 14,808.76 |
| 623100 | POWER PURCHASED: TRT PLT ELEC | 66,224.15 | 41,274.41 |
| 623102 | POWER PURCHASED: BT ELECTRIC | 314.64 | 456.75 |
| 623103 | POWER PURCHASED: AVD ELECTRIC | 128.52 | 157.65 |
| 623110 | POWER PURCHASED: ATHERTON COMM | 265.93 | 333.87 |
| 623112 | POWER PURCHASED: RICHARDSON | - | - |
| 623113 | POWER PURCHASED: HI-LO | 542.39 | 503.27 |
| 623114 | POWER PURCHASED: TWIN RIDGE | 2,261.15 | 2,204.53 |
| 623115 | POWER PURCHASED: DREW | 2,343.86 | 2,493.15 |
| 623116 | POWER PURCHASED: GLENN RIDGE | 1,238.68 | 1,313.62 |
| 623117 | POWER PURCHASED: ASHLEY COMMON | - | - |
| 623118 | POWER PURCHASED: BEDFORD | - | - |
| 623119 | POWER PURCHASED: GREATBROOK | - | - |
| 623120 | POWER PURCHASED: MAPLE HAVEN | 1,032.33 | 1,011.53 |
| 623121 | POWER PURCHASED: GLENWDLANDS | 657.58 | 659.22 |
| 623122 | POWER PURCHASED: COUNTY RD-BDF | 1,785.15 | - |
| 623123 | POWER PURCHASED: BOWERS LANDING | 931.68 | 1,072.96 |
| 623124 | POWER PURCH: PILGRIM CR-NASHUA | 701.59 | 719.19 |
| 623200 | POWER PURCHASED: MERR RIVER | 34,930.37 | 11,727.89 |
| 623210 | POWER PURCHASED: SNOW STA GAS | 57.06 | 55.16 |
| 623211 | BOOSTER STAT: TIMB - ELECTRIC | 9,272.98 | 7,897.86 |
| 623212 | BOOSTER STAT: ARMORY-ELECTRIC | 1,113.49 | 1,149.42 |
| 623240 | POWER PURCHASED: FOUNDERS VIL | 1,083.32 | 1,293.72 |
| 623252 | BOOSTER STAT: BADGER HILL-ELEC | 2,509.79 | 2,257.38 |
| 623278 | BOOSTER STAT: BOWERS LAND:ELEC | - | - |
| 623350 | BOOSTER STAT: COBURN ELECTRIC | 1,346.09 | 1,536.80 |
| 623362 | BOOSTER STAT: CABOT PRES-ELEC | 687.98 | 765.71 |
| 623372 | BOOSTER STAT: VALLEFIELD-ELEC | 1,496.02 | 1,420.96 |
| 623403 | BOOSTER STAT: ENGLISH WDS-ELEC | 580.22 | 565.48 |
| 623428 | BOOSTER STAT: INDIAN RCK-ELECT | 557.98 | 629.58 |
| 623450 | BOOSTER STAT: PWDR HILL-ELEC | 1,918.84 | 2,335.17 |
| 623478 | BOOSTER STAT: FEDERAL HILL-ELEC | 1,071.72 | 1,116.37 |
| 623500 | BOOSTER STAT: PINE HILL-ELECT | 1,473.61 | 3,182.16 |
| 623550 | BOOSTER STAT: AUTUMN WDS-ELEC | 1,990.20 | 1,729.53 |
| 623653 | BOOSTER STAT: SOUHEGAN WDS-ELEC | 1,014.62 | 1,129.44 |
| 623672 | BOOSTER STAT: DONALD ST-ELEC | 1,644.70 | 1,596.35 |
| 623702 | BOOSTER STAT: ORCHARD-ELECTRIC | 1,030.54 | 974.00 |
| 623751 | BOOSTER STAT: SKY MEADOW-ELEC | 1,580.95 | 1,600.09 |
| 623772 | BOOSTER STAT: GREAT BAY - ELEC | 1,017.22 | 1,007.43 |
| 623810 | BOOSTER STAT: DUNSTABLE-ELEC | 1,744.90 | 1,830.14 |
| 623851 | BOOSTER STAT: KESSLER-ELECTRIC | 372.79 | 382.35 |
| 623861 | BOOSTER STAT: SHAKESPEAR -ELEC | 1,080.51 | 1,060.04 |
| 623892 | BOOSTER STAT: SWEET HILL-ELECT | 851.15 | 795.80 |
| 623962 | BOOSTER STAT: MILFORD ELECTRIC | 1,849.21 | 2,083.96 |
| 623971 | BOOSTER STAT: SOUHEGAN - ELEC | 1,185.45 | 959.69 |
| 623975 | BOOSTER STAT: PILGRIM HL-ELECT | 231.04 | 280.42 |
| 623976 | BOOSTER STAT: TARA HEIGHTS | 1,248.83 | 3,265.84 |
| 623990 | BOOSTER STAT: E STREET ELECT | 1,790.02 | 1,625.14 |
| 623998 | SOLAR POWER REBATE | - | - |
| 623999 | POWER PURCHASED: CONSULTING | 165.00 | 165.00 |
| 624100 | OPER LABOR: TREATMENT PLANT | 28,259.11 | 28,258.26 |
| 626100 | OPER EXP T PLANT: MAT & EXP | 662.68 | 483.37 |
| 626110 | OPER EXP T PLANT: GAS/OIL | 8,076.19 | 8,905.69 |
| 626120 | OPER EXP T PLANT: PHONE | 698.35 | 728.86 |
| 626122 | OPER EXP T PLANT: HOUSEKEEPING | 147.65 | - |
| 626130 | OPER EXP WTP: SMALL TOOLS | 67.98 | - |

| | | | |
|--------|--------------------------------|-------------|-------------|
| 626200 | OPER EXP SNOW STA: MAT & EXP | - | - |
| 626300 | OPER EXP MERR RIVER: MAT & EXP | - | - |
| 631100 | MAINT STRUCT:T PLANT/D&M/SNOW | 4,847.72 | 4,569.67 |
| 631101 | MAINT STRUCT:COMM SYS/BOOSTERS | - | - |
| 631102 | MAINT OF STRUCT: CORE BOOSTERS | 444.86 | - |
| 631200 | MAINT STRUCT: SNOW STATION | - | - |
| 631500 | MAINT STRUCT: SRCE/SUPPLY | 3,354.92 | 2,492.37 |
| 633100 | MAINT PUMP EQUIP:TREATMENT PLT | 661.76 | 3,472.44 |
| 633106 | MAINT PUMP EQUIP: CORE SYSTEMS | - | 100.00 |
| 633110 | MAINT OF PUMP EQUIP: COMM SYS | - | 1,605.22 |
| 633140 | MAINT CORE BOOSTER STAT: PHONE | - | - |
| 633150 | MAINT COMM BOOSTER STAT:PHONE | - | - |
| 633155 | MAIN COM BOOST ST:GAS/OIL/PROP | - | - |
| 633160 | MAINT CORE BOOST:GAS/OIL/PROPN | 360.93 | 2,900.25 |
| 652300 | PWW-DUTY PAY (WTP) | 2,782.85 | 3,062.08 |
| 633198 | BOOST STAT GEN MAINT: COM SYS | 14,565.82 | 10,705.27 |
| 633199 | BOOSTER STATION GENERAL MAINT | 3,945.03 | 4,400.34 |
| 641110 | CHLORINE: TREATMENT PLANT | 4,743.81 | 3,713.55 |
| 641111 | CHLORINE: COMMUNITY SYSTEMS | - | 70.24 |
| 641120 | FERRIC CHLORIDE | 42,725.76 | 37,866.53 |
| 641130 | AMMONIUM SULFATE-COMM SYSTEMS | - | - |
| 641140 | POLYMERS | 1,582.82 | 989.26 |
| 641150 | CARBON DIOXIDE: GAS - CORE | - | - |
| 641160 | CORROSION INHIBITOR | 4,840.18 | 4,254.61 |
| 641161 | ZINC ORTHOPHOSPHATE-COMM SYS | - | - |
| 641165 | CHEMICALS: BON TERRAIN | - | - |
| 641170 | MISC TREATMENT CHEMICALS | - | - |
| 641190 | TKPP DRY | 2,239.22 | 1,727.40 |
| 641191 | ARSENIC MEDIA REPLACEMENT | 6,738.30 | - |
| 641201 | POLYPHOSPHATE: CORE | - | - |
| 641203 | POTASSIUM PERMAGATE | - | 162.99 |
| 641205 | SODIUM HYDROXIDE | 23,587.60 | 21,715.90 |
| 641206 | SALT | 945.52 | 1,014.71 |
| 641210 | SODIUM HEXAMETAPHOSPHATE | - | - |
| 641212 | POT ASH | 945.28 | 577.67 |
| 641220 | POLYPHOSPHATE-COMM SYSTEMS | - | - |
| 641221 | POTASSIUM PERMAGATE-COMM SYS | - | - |
| 641222 | SODIUM HYDROXIDE-COMM SYSTEMS | - | - |
| 641223 | SALT - COMMUNITY SYSTEMS | - | - |
| 641225 | POT ASH - COMMUNITY SYSTEMS | - | - |
| 642100 | PURIFICATION LABOR | 23,443.67 | 22,198.27 |
| 642160 | MAINT PURIF EUIP: CAUSTIC | - | - |
| 642200 | LABORATORY EXPENSE | 4,905.24 | 5,644.48 |
| 642201 | LABORTORY EXP-COMMUNITY SYSTEM | - | - |
| 642205 | LAB EXPENSE:OUTSIDE TEST-CORE | 9,148.68 | 4,809.06 |
| 642210 | LAB EXP: OUTSIDE TEST-COMM SYS | 3,323.44 | 1,317.72 |
| 643000 | WTP - NON-UNION VEHICLES | 934.23 | 912.82 |
| 643001 | WTP - UNION TRUCKS | 7,705.76 | 3,656.98 |
| 643002 | WTP - FUEL PURCHASED | 8,177.29 | 10,960.70 |
| 643004 | TRANSPORTATION EXP:CREDITS WTP | (17,234.75) | (15,122.25) |
| 643005 | WTP-VEH REGISTRATION:NON-UNION | - | - |
| 643006 | WTP-VEH REGISTRATION: UNION | - | - |
| 643007 | WTP-VEH REGISTRAT: TRAILERS | - | - |
| 643008 | WTP: TRAILERS | - | - |
| 652100 | MAINT PURIF EQU: TREAT PLANT | - | - |
| 652200 | MAINT PROC EQU: TRT PLANT | 4,425.86 | 8,733.71 |

| | | | | |
|--------|--------|--|-------------------|-------------------|
| | 652201 | MAINT PROC EQ: TP SLUDGE REMOV | 34,261.55 | 28,784.41 |
| | 652220 | MAINT OF PROC EQ: SCADA & OTHR | 2,797.78 | 717.30 |
| | 652221 | MAINT PROC EQUIP:SCADA-COM SYS | 1,832.72 | 520.69 |
| 662006 | 926610 | TRAINING EDUCATIONAL SEMINARS | 388.34 | 1,767.09 |
| | 926700 | VAC,HOL, BOOT ALLOW-TRT PLT | 14,247.20 | 27,962.30 |
| | | | 497,943.77 | 416,131.07 |
| | | <u>Transmission & Distribution Expenses</u> | | |
| | 660000 | SUPERINTENDENCE: OPERATIONS | 24,043.61 | 21,029.28 |
| | 660300 | OFFICE SALARIES & WAGES: OPS | 18,353.87 | 16,453.89 |
| | 662003 | MISC GEN EXPENSE/OPERATIONS | 482.84 | 6,589.73 |
| | 662004 | MISC T&D MATERIALS & SUPPLIES | 891.92 | 588.26 |
| | 662005 | MISC GEN EXP: OPS DOT PHYSICAL | 486.34 | 245.00 |
| | 662006 | TRAINING UNION | 510.37 | 771.19 |
| | 663100 | METER OPERATING LABOR & EXP | 12,216.92 | 15,410.26 |
| | 663101 | MOLE: METER REMOVAL | 93.80 | 457.83 |
| | 663102 | MOLE: DPAC | - | - |
| | 663200 | METER OPER LABOR & EXP-COM SYS | - | - |
| | 663201 | MOLE:METER REMOVAL-COMM SYSTEM | - | - |
| | 664200 | OTHER EXPENSE ON CUST PREMISIS | 767.10 | 373.07 |
| | 664201 | OTHER EXP ON CUST PREM-COM SYS | - | - |
| | 665000 | STORES EXPENSE | 4,945.58 | 4,215.40 |
| | 665087 | TRANS/EXP CONST/MAINT VEH #87 | - | - |
| | 665100 | SMALL TOOLS EXPENSE | 3,101.10 | 4,304.91 |
| | 665101 | OPS - UNION TRUCKS | 9,217.36 | 11,966.14 |
| | 665102 | OPS - NON-UNION VEHICLES | 539.21 | 143.12 |
| | 665103 | OPS - BOOM TRUCK | - | - |
| | 665104 | OPS - BACKHOES | 631.70 | 291.76 |
| | 665105 | OPS - DUMP TRUCKS | 6,715.80 | 4,780.81 |
| | 665106 | NORTH COUNTRY - UNION TRUCKS | - | - |
| | 665107 | NORTH COUNTRY - NON-UNION VEH | - | - |
| | 665108 | OPS - TRAILERS | 255.98 | 880.87 |
| | 665110 | OPS-VEH REGISTRAT:NON-UNION VE | - | - |
| | 665111 | OPS-VEH REGISTRAT:UNION TRUCKS | - | - |
| | 665112 | OPS-VEH REGISTRAT: BOOM TRUCK | - | - |
| | 665113 | OPS-VEH REGISTRAT: BACKHOES | - | - |
| | 665114 | OPS-VEH REGISTRAT: DUMP TRUCKS | - | - |
| | 665115 | OPS-VEH REGISTRAT:NC-NON-UNION | - | - |
| | 665116 | OPS-VEH REGISTRAT: NC-UNION | - | - |
| | 665117 | OPS-VEH REGISTRAT: TRAILERS | - | - |
| | 665118 | OPS-VEH REGISTRATION:COMPRESS | - | - |
| | 665119 | OPS: REGISTRATION-NC TRAILERS | - | - |
| | 665200 | TRANS/EXP PAC MAINT VEH #200 | - | - |
| | 665201 | TRANS/EXP PAC VEHICILE #201 | - | - |
| | 665250 | TRANS/EXP: MISCELLANEOUS | 12,611.01 | 7,785.14 |
| | 665400 | FUEL PURCHASED: GAS/DIESEL | 9,139.73 | 14,612.32 |
| | 665410 | MOTOR OIL | - | - |
| | 665480 | VACTOR MACHINE | - | - |
| | 665500 | COMPRESSOR EXPENSE | 455.68 | - |
| | 665700 | TRANS/EXP: CREDITS | - | - |
| | 665701 | TRANS/EXP TRUCK (CREDIT) | (52,801.00) | (49,617.00) |
| | 665702 | TRANS/EXP BACKHOE (CREDIT) | (2,865.00) | (3,157.50) |
| | 665703 | TRANS/EXP COMPRESSOR (CREDIT) | - | (1,539.00) |
| | 665999 | INVENTORY ADJUSTMENT | - | - |
| | 662007 | EMPLOYEE RELATIONS | 2,898.07 | 1,763.61 |
| | 673001 | MAINT MAINS: REPAIRS | 13,132.25 | 17,547.01 |
| | 673002 | MAINT MAINS: GATE PROGRAM | 12,549.38 | 1,183.20 |

| | | | |
|--------|---|-------------------|-------------------|
| 673003 | MAINT MAINS: FLUSHING LN | 2,669.49 | 1,748.48 |
| 673004 | MAINT GATES: INSPECTION | 1,450.30 | 7,981.14 |
| 673005 | MAINT GATES: INSPECTION | - | - |
| 673010 | MAINT MAINS:REPAIRS-COMM SYS | - | - |
| 673012 | MAINT MAINS:GATE PROG-COMM SYS | - | - |
| 673013 | MAINT MAINS:FLUSHING-COMM SYS | - | - |
| 673111 | UNION LABOR: CLEARING | (13,187.53) | 949.46 |
| 673140 | MAINT GATES-INSPECTIONS-COMSYS | - | - |
| 673222 | CONTRACTOR: CLEARING | 26,233.98 | (23,945.38) |
| 673900 | MAINT OF MAINS: W HOLLIS PRV | 16.21 | 16.21 |
| 675000 | MAINTENANCE: SERVICES | 21,730.08 | 23,961.06 |
| 675001 | MAINT: SERVICES - COMM SYSTEMS | - | - |
| 676000 | MAINTENANCE: METERS | 8,171.68 | 3,339.78 |
| 676001 | MAINT: METERS - COMM SYSTEMS | - | - |
| 677000 | MAINTENANCE: HYDRANTS | - | - |
| 677001 | MAINTENANCE: HYDRANTS-REPAIRS | 9,493.88 | 22,786.69 |
| 677002 | MAINTENANCE: HYDRANTS-PAINTING | - | - |
| 677003 | MAINTENANCE: HYDRANTS-INSPECTN | 9,541.77 | 8,868.19 |
| 677011 | MAINT: HYDRANTS-COMM SYSTEMS | - | - |
| 677012 | MAINT HYDRANTS:PAINT-COMM SYS | - | - |
| 662100 | PWW-DUTY PAY (WTP) | 3,316.31 | 3,499.26 |
| 677013 | MAINT HYDRANTS:INSPECT-COM SYS | - | - |
| 678000 | MONITOR CONTRACTORS MARKING | 8,885.84 | 7,327.80 |
| 678001 | MONITOR CONTR MARKING-COMM SYS | - | - |
| 678950 | MAINT: MISC GENERAL EQUIPMENT | 284.68 | 3,711.54 |
| 921200 | RENTAL EXP PARKING: WILL ST | - | - |
| 921300 | OFFICE SUPPLY & EXP- WILL ST | 2,808.51 | 1,252.70 |
| 921310 | OFFICE EXPENSE: WILL ST-GAS | 3,435.37 | 5,967.09 |
| 921320 | OFFICE EXPENSE: WILL ST-ELECT | 4,363.83 | 4,721.34 |
| 921330 | OFFICE EXPENSE: WILL ST-PHONE | 2,758.35 | 4,725.51 |
| 926002 | EMP BENEFIT-BOOTS,VAC,HOL-OPS | 26,627.21 | 26,763.66 |
| 950120 | MAINTENANCE: GARAGE | 22,920.39 | 21,537.82 |
| 950130 | MAINTENANCE: METER SHOP | - | - |
| | | 219,893.97 | 202,291.65 |
| | <u>Engineering Expense</u> | | |
| 660001 | ENGINEERING VEHICLES | (1,044.25) | 436.22 |
| 660002 | ENGINEERING - FUEL PURCHASED | 1,335.86 | 1,111.30 |
| 660003 | ENGINEERING-VEH REGISTRATION | - | - |
| 660200 | SALARIES & WAGES - ENGINEERING | 124,284.72 | 107,315.38 |
| 922000 | MISC EXP: TRNSF-CR (OVERHEAD) | (27,531.35) | (14,597.98) |
| 662001 | ENGINEERING DEPT: EXPENSE | 1,244.40 | 350.21 |
| | | 98,289.38 | 94,615.13 |
| | <u>Customer Accounts & Collection Expenses</u> | | |
| 902000 | CUSTOMER ORDS: COLLECTIONS | - | - |
| 903000 | CUSTOMER ORDS: COLLECTIONS | - | - |
| 902001 | METER READING | 4,843.03 | 2,343.92 |
| 902002 | WATER BAN: COMMUNITY SYSTEMS | - | - |
| 902003 | EMPLOY BENEF-BOOTS/VACA/HOL-CS | - | - |
| 902004 | SICK - CUST SERVICE - UNION | - | - |
| 903004 | SICK - CUST SERVICE - UNION | - | - |
| 902010 | CUST ORDS:COLLECTIONS-COM SYS | - | - |
| 902011 | METER READING: COMM SYSTEMS | - | - |
| 902096 | METER READING-EXCEPT: COMM SYS | - | - |
| 902097 | METER READING-TRANSF: COMM SYS | - | - |
| 902098 | METER READING: TRANSFERS | 1,269.63 | 986.75 |
| 902099 | METER READING: EXCEPTIONS | 436.37 | 997.32 |

| | | | |
|--------|--|-------------------|-------------------|
| 902100 | BILLING & ACCOUNTING | - | - |
| 903100 | BILLING & ACCOUNTING | 26,982.13 | 17,835.82 |
| 921140 | COURIER & EXPRESS MAIL EXPENSE | - | - |
| 930200 | PUBLIC RELATIONS | - | - |
| 902400 | WATER BAN | - | - |
| 920001 | WAGES: REVENUE & CUSTOMER OPER | 105,401.10 | 97,535.06 |
| 903003 | EMPLOYEE BENEFITS:BOOTS/VACATION | - | - |
| 904000 | UNCOLLECTABLE ACCOUNTS | 6,681.32 | 1,026.68 |
| | | 145,613.58 | 120,725.55 |
| | <u>Administrative and General Expense</u> | | |
| 920000 | SALARIES & WAGES - ADMIN | 16,610.34 | 16,071.07 |
| 920001 | WAGES: REVENUE & CUSTOMER OPER | - | - |
| 920002 | SALARIES & WAGES: ACCOUNTING | 60,699.46 | 54,624.62 |
| 920003 | SALARIES & WAGES: IS | - | - |
| 920004 | SALARIES & WAGES: PWS | 8,615.91 | 7,216.44 |
| 920005 | SALARIES & WAGES: PWS ADMIN | - | - |
| 920100 | OFFICERS SALARIES & WAGES | 47,070.13 | 44,723.62 |
| 920200 | OFFICER'S SALARIES TRXF OUT | - | - |
| 921000 | OFFICE SUPPLIES & EXPENSE | 1,719.81 | 1,111.50 |
| 921001 | TRANS/EXP MAIN OFFICE - VEH #1 | - | - |
| 921002 | SENIOR MANAGEMENT VEHICLES | - | - |
| 921003 | SENIOR MGMT - FUEL PURCHASED | 86.97 | 92.40 |
| 921004 | SENIOR MGMT-VEH REGISTRATION | - | - |
| 921130 | OFFICE EQUIP: RENTAL/LEASE EXP | 3,640.54 | 2,104.54 |
| 921131 | VEHICLE LEASES | - | - |
| 921133 | IT VEHICLE EXPENSE-FUEL | - | - |
| 921134 | IT VEHICLE EXPENSE-REGISTRATION | - | - |
| 921132 | IT VEHICLE EXPENSE | - | - |
| 921140 | COURIER & EXPRESS MAIL EXPENSE | - | - |
| 921150 | RENTAL EXPENSE: HECOP III | 27,499.56 | 27,500.00 |
| 921160 | OFFICE EXP: MANCHESTR ST-PHONE | - | - |
| 921170 | OFFICE EXPENSE: MANCH ST ELECT | - | - |
| 921180 | OFFICE EXPENSE: NASHUA ELECTRIC | 4,515.86 | 4,415.81 |
| 921190 | OFFICE EXPENSE: NASHUA OTHER UTIL | 2,588.73 | 3,369.77 |
| 922000 | MISC EXP: TRNSF-CR (OVERHEAD) | (390.55) | (646.39) |
| 922200 | LABOR: OVERHEAD | (84,742.66) | (83,333.79) |
| 923000 | OUTSIDE SERVICES | 34,510.31 | 32,232.09 |
| 924000 | INSURANCE EXPENSE | 59,004.53 | 61,182.26 |
| 926001 | OFFICER'S LIFE INSURANCE | 525.21 | 525.27 |
| 926100 | SICKNESS & FUNERAL PAY | - | - |
| 926200 | PENSION- DB PLAN | 134,192.75 | 134,192.75 |
| 926250 | GROUP PENSION: 401K | 23,287.80 | 23,015.15 |
| 926255 | EARLY RETIREE HEALTH EXPENSE | - | - |
| 926260 | POST-65 RETIREMENT HEALTH EXP | 31,806.75 | 31,806.75 |
| 926300 | EMPLOYEE SERVICE AWARDS | - | - |
| 926400 | GROUP HEALTH INSURANCE | 206,428.57 | 180,954.14 |
| 926401 | HEALTH INSURANCE:OPT OUT | - | - |
| 926410 | GROUP DENTAL | 18,568.69 | 18,797.46 |
| 926420 | GROUP LIFE/DISABILITY INSURANC | 3,354.28 | 3,276.78 |
| 926440 | EMPLOYEE BENEFITS/ SECTION 125 | - | - |
| 926500 | MISC EMPLOYEE BENEFITS | 301.25 | 423.75 |
| 926501 | MISC EMPLOYEE BENEFITS-WELLNESS | 1,120.00 | (412.93) |
| 926502 | MISC EMPLOYEE BENEFITS-ACTIVITIES | - | - |
| 926503 | MISC EMPLOYEE BENEFITS-SAFETY | 779.00 | 700.00 |
| 926505 | EMPLOYEE RELATIONS | - | - |
| 926600 | TUITION REIMBURSEMENTS | 1,050.00 | - |

| | | | |
|--------|---|---------------------|---------------------|
| 926610 | TRAINING EDUCATIONAL SEMINARS | 1,576.92 | 1,240.92 |
| 926801 | SUP BEN: SUP EXE RETIRE PLAN | - | - |
| 928000 | REGULATORY COMMISSION EXPENSE | 16,020.00 | 16,020.00 |
| 930100 | MEETINGS & CONVENTIONS | 75.00 | 783.81 |
| 930101 | MEMBERSHIPS | 2,101.00 | 2,191.00 |
| 930102 | LICENSING FEES | 1,721.67 | 1,240.67 |
| 930300 | MEALS | 150.07 | - |
| 930400 | MISCELLANEOUS GENERAL EXPENSE | 16,130.29 | 469.00 |
| 930405 | MISC GEN EXP: RECRUITMENT FEES | 684.75 | 183.75 |
| 930410 | CHARITABLE CONTRIBUTIONS | - | - |
| 950100 | MAINTENANCE: OFFICE PROPERTY | - | - |
| 950110 | MAINTENANCE: MANCHESTER STREET | 7,957.59 | 19,633.26 |
| 950200 | MAINT: OFFICE FURNT & EQUIP | - | - |
| 950300 | MAINT: COMMUNICATION EQUIP | - | - |
| 950400 | MAINT: MISC GENERAL EQUIP | - | - |
| 950500 | MAINT: COMPUTER EQUIPMENT | - | - |
| | | 649,260.53 | 605,705.47 |
| | <u>IS Expenses</u> | | |
| 920003 | SALARIES & WAGES: IS | 57,657.43 | 53,326.85 |
| 922000 | MISC EXP: TRNSF-CR (OVERHEAD) | - | - |
| 921000 | OFFICE SUPPLIES & EXPENSE | 1,189.98 | 1,689.97 |
| 921132 | IT VEHICLE EXPENSE | - | - |
| 921133 | IT VEHICLE EXPENSE-FUEL | - | - |
| 921134 | IT VEHICLE EXPENSE-REGISTRATION | - | - |
| 921160 | OFFICE EXP: MANCHESTR ST-PHONE | 1,513.10 | 1,495.50 |
| 950300 | MAINT: COMMUNICATION EQUIP | 1,031.84 | 1,264.63 |
| 950500 | MAINT: COMPUTER EQUIPMENT | 48,464.76 | 48,304.33 |
| | | 109,857.11 | 106,081.28 |
| | <u>Inter Div Management Fee</u> | | |
| 930500 | INTERCOMPANY MGMT FEE: PCP | 19,432.00 | 25,324.00 |
| 930510 | INTCO MGMT FEE:TSC/PWS/PAC/PEU | (340,897.00) | (326,258.00) |
| 930520 | INTERCO MGT:INSIDE GEN COUNSEL | - | - |
| | Total Operating Expenses | 1,399,393.34 | 1,244,616.15 |
| | <u>Depreciation Expense</u> | | |
| 403000 | DEPRECIATION EXPENSE | 530,789.89 | 530,393.83 |
| 406100 | AMORT OF BON TERRAIN ACQ ADJ | (849.62) | (849.62) |
| 406101 | AMORT OF SOUHEGAN WDS ACQ ADJ | (1,402.51) | (1,402.51) |
| | | 528,537.76 | 528,141.70 |
| | <u>Amortization Expense: CIAC</u> | | |
| 405300 | AMORTIZATION EXPENSE: CIAC | (70,271.90) | (70,271.71) |
| | | (70,271.90) | (70,271.71) |
| | <u>Amortization Expense</u> | | |
| 407320 | AMORT EXP - DEFERRED CHARGES | 13,344.14 | 13,344.04 |
| 407100 | AMORT: ACQUISITION PREMIUM | 165,472.68 | 170,487.24 |
| | | 178,816.82 | 183,831.28 |
| 414000 | GAIN FROM ARRA LOAN FORGIVNESS | (5,273.67) | (5,273.67) |
| 414100 | GAIN ON DISP/UTIL PROP-PAPP ND | - | - |
| 921161 | RENT EXP-HECOP III FITUP ALLOW | - | - |
| | <u>Taxes Other than Income Tax</u> | | |
| 408110 | LOCAL PROPERTY TAXES | 304,541.35 | 258,491.25 |
| 408120 | MEDICARE TAX EXPENSE | 11,045.14 | 10,860.90 |

| | | | |
|--------|--|---------------------|---------------------|
| 408121 | FICA TAX EXPENSE | 47,227.52 | 46,439.69 |
| 408122 | FUTA TAX EXPENSE | 3,569.87 | 642.36 |
| 408123 | SUTA TAX EXPENSE - NH | 11,248.03 | 8,111.31 |
| 408125 | SUTA TAX EXPENSE - MASS | 506.42 | 467.80 |
| 408130 | NH BET TAXES | 245.08 | - |
| 408126 | EXCISE TAXES | - | - |
| | | 378,383.41 | 325,013.31 |
| | <u>Income Tax</u> | | |
| 409102 | PROV/FED INC TAX/CURRENT | (58,400.09) | 27,177.48 |
| 409113 | PROVS FOR NH BUS PRFTS TAX CUR | (20,457.86) | 10,504.75 |
| 409120 | MASS EXERCISE TAX | - | - |
| 410102 | PROV/FED INC TAX/DEFERRED | - | - |
| 410113 | PROV NH INCOME TAX DEFERRED | - | - |
| 410120 | PROV MA INCOME TAX DEFERRED | - | - |
| 411000 | AMORT OF REGULATORY LIABILITY | - | - |
| 412000 | INVESTMENT TAX CREDITS | (2,753.00) | (2,753.00) |
| | | (81,610.95) | 34,929.23 |
| | Total Operating Deducts | 2,327,974.81 | 2,240,986.29 |
| | Net Operating Income | 271,031.19 | 583,627.82 |
| | <u>Non-Operating Revenue Deductions</u> | | |
| 421000 | MISC NON-UTILITY INCOME | - | - |
| 426000 | NON-OPERATING REVENUE DEDUCTS | - | - |
| 426001 | MISCELLANEOUS NON-UTILITY EXP | - | - |
| | Other Income | - | - |
| 420000 | AFUDC-INTEREST(DEBT) COMPONENT | - | - |
| 420100 | AFUDC - EQUITY COMPONENT | - | - |
| | | - | - |
| | <u>Interest Expense</u> | | |
| 427300 | INTEREST EXP: BONDS & NOTES | 404,786.25 | 400,212.69 |
| 427200 | LINE OF CREDIT INTEREST | 10,176.19 | 10,030.41 |
| 427325 | INTEREST EXP:DEBT SERVICE COST | - | - |
| 428000 | AMORTIZATION OF DEBT EXPENSE | 257,302.03 | 257,302.03 |
| 428001 | AMORT OF ORIGINAL ISSUE DISCNT | - | - |
| 428002 | AMORTIZATION OF DISCOUNT ON BONDS | - | - |
| 429000 | AMORTIZATION: PREMIUM ON DEBT | (13,258.71) | (13,258.71) |
| 427115 | INTERCOMPANY INTEREST | (5,559.34) | (5,163.40) |
| 419000 | INTEREST INCOME | - | - |
| | Total Interest | 653,446.42 | 649,123.02 |
| | Net Income (Or Loss) - MTD | (382,415.23) | (65,495.20) |
| | Net Income (Or Loss) - YTD | (382,415.23) | (447,910.43) |

| | 3 | 4 | 5 | 6 | 7 | 8 |
|---------------------|---------------------|---------------------|---------------------|---------------------|---------------------|--------|
| | Mar-22 | Apr-22 | May-22 | Jun-22 | Jul-22 | Aug-22 |
| (2,007,954.32) | (2,195,036.94) | (2,064,305.72) | (2,679,954.86) | (3,721,511.71) | (3,442,880.85) | |
| (82,081.10) | (82,964.93) | (82,276.18) | (81,365.66) | (80,995.63) | (76,418.65) | |
| (179,351.00) | 395,417.00 | (475,851.00) | (765,978.00) | 58,589.00 | (511,438.00) | |
| 82,081.10 | 82,964.93 | 82,276.18 | 81,365.66 | 80,995.63 | 76,418.65 | |
| 92,918.20 | (104,655.11) | (137,722.15) | (171,371.13) | (228,244.16) | (212,614.65) | |
| (378,878.88) | (192,232.12) | (191,359.77) | (190,689.45) | (189,426.74) | (182,367.16) | |
| 378,878.88 | 192,232.12 | 191,359.77 | 190,689.45 | 189,426.74 | 182,367.16 | |
| - | - | (179,962.90) | (179,624.22) | (178,526.02) | (190.52) | |
| - | (538,647.79) | 179,962.90 | 179,624.22 | 178,526.02 | 190.52 | |
| - | - | - | - | - | - | |
| - | - | - | - | - | - | |
| - | - | - | - | - | - | |
| - | - | - | - | - | - | |
| (644,086.00) | (644,086.00) | (644,086.00) | (644,086.00) | (644,086.00) | (644,086.00) | |
| 644,086.00 | 644,086.00 | 644,086.00 | 644,086.00 | 644,086.00 | 644,086.00 | |
| (508,041.05) | (484,593.67) | (509,269.73) | (509,778.14) | (510,251.04) | (510,848.94) | |
| 2,602,428.17 | 2,927,516.51 | 3,187,148.60 | 4,127,082.13 | 4,401,417.91 | 4,677,782.44 | |
| - | (405.00) | (2,727.00) | (4,428.00) | (3,456.00) | (1,863.00) | |
| (22,100.43) | (26,009.54) | (31,774.41) | (47,568.36) | (27,439.12) | (42,376.01) | |
| - | - | - | - | - | - | |
| (3,450.00) | (4,556.00) | (7,482.00) | (7,271.00) | (9,025.00) | (8,991.00) | |
| 14,525.24 | 10,844.80 | 18,930.76 | 24,683.12 | 12,738.21 | 24,002.74 | |
| (1,071.66) | (1,071.66) | (1,071.66) | (1,071.66) | (1,071.66) | (1,071.66) | |
| (10,116.48) | (10,151.68) | (10,159.16) | (10,165.32) | (10,180.72) | (11,102.88) | |
| - | - | - | - | - | - | |
| 22,213.33 | 30,944.08 | 31,556.47 | 41,393.22 | 34,978.29 | 39,538.81 | |
| 2,624,641.50 | 2,958,865.59 | 3,221,432.07 | 4,172,903.35 | 4,439,852.20 | 4,719,184.25 | |
| 6,518.30 | 4,443.04 | 6,364.51 | 8,977.67 | 7,181.36 | 5,558.12 | |
| - | - | - | - | - | - | |
| 1,459.29 | 2,071.39 | 1,688.29 | 1,911.39 | 2,541.20 | 3,826.78 | |
| 246.80 | 246.80 | 246.80 | 181.16 | (2,265.68) | 181.16 | |
| 11,323.23 | 11,323.23 | 11,323.23 | 11,323.23 | 16,352.63 | 16,352.63 | |
| 677.61 | 677.61 | 1,131.45 | 745.83 | 745.83 | 751.14 | |
| 2,863.50 | 2,960.94 | 3,659.26 | 6,322.62 | 7,410.70 | 9,440.70 | |
| 966.93 | (2,207.11) | (1,886.35) | - | - | 1,197.14 | |
| 6,337.04 | 20,253.21 | 16,889.18 | 16,889.18 | (9,544.50) | 22,296.40 | |
| 4,482.18 | 4,233.78 | 4,606.38 | 12,306.78 | 15,908.58 | 20,255.58 | |
| 636.19 | 1,435.60 | 1,056.43 | 1,056.43 | 1,153.78 | 1,153.78 | |
| 402.64 | 402.64 | 483.43 | 483.43 | (19.41) | 437.50 | |
| - | - | 1,738.50 | - | 4,006.00 | - | |
| (6.80) | 98.97 | - | - | - | - | |
| 464.30 | 965.58 | 1,747.58 | 1,549.71 | 391.38 | 1,131.50 | |
| 24,290.91 | 20,741.51 | 21,557.97 | 20,887.93 | 20,018.52 | 22,329.20 | |

| | | | | | |
|-----------|-----------|------------|-----------|-----------|------------|
| 18,603.29 | 16,990.48 | 17,938.36 | 17,463.13 | 18,429.53 | 19,840.04 |
| 50,160.18 | 50,861.53 | 84,298.13 | 88,868.22 | 97,582.50 | 102,821.40 |
| 348.90 | 184.92 | 482.66 | 178.80 | 155.31 | 156.38 |
| 193.71 | 84.75 | 307.34 | 194.28 | 176.28 | 173.71 |
| 248.03 | 52.15 | 132.74 | 115.85 | 115.85 | 119.77 |
| - | - | - | - | - | - |
| 573.14 | 542.13 | 420.26 | 273.56 | 168.89 | 148.38 |
| 1,935.56 | 1,111.87 | 1,012.62 | 731.66 | 761.08 | 669.36 |
| 2,125.12 | 1,855.49 | 1,898.36 | 3,085.80 | 3,749.37 | 3,748.91 |
| 1,302.62 | 1,097.59 | 1,090.45 | 603.62 | 666.83 | 556.77 |
| - | - | - | - | - | - |
| - | - | - | - | - | - |
| - | - | - | - | - | - |
| 987.36 | 721.51 | 675.37 | 597.38 | 538.73 | 488.81 |
| 772.56 | 666.47 | 617.25 | 433.87 | 394.42 | 388.08 |
| - | - | 6,911.20 | 986.30 | 1,110.40 | 1,010.97 |
| 968.26 | 936.75 | 476.49 | 502.54 | 456.03 | 519.99 |
| 688.87 | 578.45 | 454.71 | 331.56 | 276.83 | 232.32 |
| 27,921.54 | 28,381.26 | 41,565.84 | 54,600.64 | 55,279.29 | 56,219.42 |
| 55.16 | 60.86 | 57.06 | 62.77 | 55.16 | 55.83 |
| 7,896.01 | 7,314.95 | 8,049.03 | 10,851.41 | 11,746.55 | 12,399.06 |
| 1,192.93 | 1,062.53 | 826.28 | 910.72 | 959.73 | 1,110.07 |
| 1,094.18 | 442.50 | 2,236.35 | 2,169.08 | 918.57 | 852.05 |
| 2,147.47 | 2,027.00 | 2,548.93 | 2,345.94 | 2,429.23 | 2,347.99 |
| - | - | - | - | - | - |
| 1,433.42 | 659.56 | 2,204.30 | 1,867.55 | 1,831.27 | 2,035.59 |
| - | 482.68 | 899.07 | 654.02 | 1,039.06 | 856.25 |
| 1,304.67 | 768.82 | 780.28 | 418.30 | 317.79 | 311.39 |
| 577.87 | 587.25 | 300.68 | 298.97 | 359.96 | 336.17 |
| 497.13 | 100.20 | 230.88 | 250.60 | 267.56 | 259.51 |
| 1,761.43 | 1,315.65 | 1,696.42 | 2,245.67 | 2,790.91 | 2,606.35 |
| 992.53 | 554.97 | 354.00 | 718.19 | 640.93 | 196.29 |
| 1,643.96 | 1,301.37 | 4,260.57 | 3,700.49 | 3,034.75 | 3,062.70 |
| 1,871.91 | 1,199.63 | 559.96 | 638.43 | 991.22 | 914.64 |
| 1,029.13 | 479.09 | 1,439.84 | 1,128.35 | 1,023.53 | 993.85 |
| 1,458.95 | 1,400.60 | 2,273.18 | 2,824.45 | 3,560.92 | 3,331.28 |
| 943.69 | 577.25 | 380.52 | 329.56 | 277.34 | 273.89 |
| 1,697.13 | 1,616.68 | 1,616.58 | 1,801.41 | 2,118.30 | 1,926.12 |
| 1,648.85 | 920.51 | 682.57 | 444.82 | 499.46 | 598.48 |
| 1,736.68 | 1,566.26 | 1,402.44 | 4,739.42 | 6,170.01 | 6,536.46 |
| 375.02 | 350.52 | 347.39 | 177.32 | 169.27 | 145.91 |
| 1,144.27 | 1,073.70 | 683.63 | 507.27 | 681.52 | 720.89 |
| 740.51 | 457.89 | 245.76 | 314.40 | 350.73 | 348.00 |
| 1,575.96 | 1,417.35 | 2,298.57 | 5,472.93 | 5,689.62 | 3,337.85 |
| 901.50 | 896.41 | 1,399.44 | 1,639.95 | 1,761.66 | 1,740.76 |
| 227.96 | 78.91 | 276.38 | 220.32 | 211.87 | 193.87 |
| 3,079.79 | 2,839.83 | (4,947.16) | 482.43 | 456.63 | 434.98 |
| 1,697.03 | 1,629.41 | 1,432.48 | 1,600.43 | 2,010.94 | 2,357.78 |
| - | - | - | - | - | - |
| 165.00 | - | 165.00 | 165.00 | 165.00 | 165.00 |
| 29,177.63 | 26,095.71 | 27,074.69 | 25,941.58 | 28,565.34 | 27,458.93 |
| 1,306.11 | 905.54 | 600.39 | 791.09 | 756.30 | 1,037.12 |
| 8,208.79 | 6,367.10 | 2,355.06 | 755.92 | 360.00 | 291.62 |
| 718.66 | 718.04 | 717.99 | 704.64 | 933.62 | 1,178.25 |
| 79.87 | 187.30 | 182.53 | 285.41 | 249.61 | 88.61 |
| 88.96 | 598.90 | 1,523.39 | 20.58 | 413.86 | 2,154.40 |

| | | | | | |
|-------------|-------------|-------------|-------------|-------------|-------------|
| - | - | - | - | - | - |
| - | - | - | - | - | - |
| 4,660.07 | 6,986.60 | 1,607.17 | 3,212.45 | 5,040.88 | 21,576.65 |
| 77.07 | - | 19.98 | 36.92 | - | - |
| - | - | 2,353.39 | - | 731.56 | - |
| - | - | - | - | - | - |
| 159.06 | - | 167.80 | 192.48 | 249.79 | 10,011.50 |
| 450.00 | 11,791.01 | 1,936.45 | 562.88 | 550.00 | 574.80 |
| 100.00 | 100.00 | 100.00 | 100.00 | 241.91 | 4,971.66 |
| - | 36.76 | - | 405.01 | - | - |
| - | - | - | - | - | - |
| - | - | - | - | - | - |
| - | - | 2,624.01 | - | - | 6.31 |
| 363.99 | 1,249.55 | 237.69 | 179.20 | 5.54 | 3.11 |
| 3,183.25 | 2,804.69 | 3,076.96 | 2,987.81 | 2,974.87 | 3,376.86 |
| 25,494.79 | 12,388.80 | 20,707.60 | 16,497.61 | 17,760.87 | 17,411.70 |
| 2,579.06 | 4,229.63 | 3,629.34 | 4,477.14 | 4,862.05 | 5,713.63 |
| 5,096.68 | 4,354.88 | 7,394.93 | 9,935.89 | 11,793.01 | 12,845.45 |
| - | - | - | - | - | - |
| 48,195.30 | 38,587.02 | 64,297.08 | 77,569.88 | 86,570.34 | 85,609.54 |
| - | - | - | - | - | - |
| 1,187.11 | 1,187.11 | 1,582.82 | 2,077.45 | 1,780.67 | 2,671.00 |
| - | - | - | - | - | - |
| 4,721.58 | 4,321.32 | 5,396.10 | 11,552.34 | 9,980.21 | 13,152.54 |
| - | - | - | - | - | - |
| - | - | - | - | - | - |
| - | - | - | - | - | - |
| 2,175.24 | 4,405.01 | 6,118.07 | 7,464.05 | 9,084.06 | 8,950.47 |
| - | - | - | - | - | 7,553.82 |
| - | - | - | 336.85 | 1,531.16 | 765.58 |
| - | - | - | 162.99 | - | - |
| 50,818.92 | 29,683.38 | 60,781.07 | 77,699.21 | 93,250.21 | 78,324.12 |
| 691.70 | 405.09 | 416.66 | 1,082.34 | 2,396.60 | 814.97 |
| - | - | - | - | - | - |
| 420.13 | - | 1,620.00 | 1,560.00 | 1,680.00 | 1,706.32 |
| - | - | - | - | - | - |
| - | - | - | - | - | - |
| - | - | - | - | - | - |
| - | - | 289.50 | - | - | 289.50 |
| - | - | - | - | - | - |
| 25,600.31 | 24,830.82 | 26,937.09 | 26,987.84 | 25,245.69 | 24,901.26 |
| - | - | - | - | - | - |
| 9,232.25 | 8,091.21 | 4,923.88 | 7,379.22 | 1,675.59 | 8,733.10 |
| - | - | 677.35 | - | 1,577.19 | - |
| 5,164.08 | 8,486.72 | 7,174.56 | 11,128.31 | 12,452.37 | 5,490.47 |
| 1,675.82 | 854.94 | 1,472.20 | 1,037.82 | 4,823.18 | 6,942.70 |
| 547.74 | - | 493.38 | 208.35 | 444.82 | 1,877.14 |
| 2,664.23 | 5,704.31 | 3,671.25 | 7,900.70 | 14,190.82 | 8,756.55 |
| 9,988.56 | 10,808.20 | 10,984.37 | 13,262.82 | 12,167.66 | 11,652.91 |
| (19,025.50) | (16,415.75) | (16,415.75) | (29,227.25) | (21,811.50) | (22,900.50) |
| - | - | - | - | - | 906.00 |
| 39.50 | - | - | - | 1,018.00 | 10,872.33 |
| - | - | - | - | - | 408.00 |
| - | - | - | - | - | - |
| - | - | - | - | - | - |
| 13,072.08 | 9,602.65 | 13,306.97 | 12,040.59 | 7,180.73 | 16,524.13 |

| | | | | | |
|-------------------|-------------------|-------------------|-------------------|-------------------|-------------------|
| 31,784.15 | 32,761.55 | 45,357.40 | 52,326.24 | 60,970.82 | 56,940.84 |
| 2,555.50 | 1,731.34 | 1,023.05 | 2,347.70 | 1,043.30 | 1,845.75 |
| 744.39 | 632.54 | 632.54 | 702.54 | 702.54 | 702.54 |
| 618.33 | 1,756.19 | 913.68 | 2,323.86 | 137.34 | 190.68 |
| 22,642.02 | 29,556.40 | 24,720.79 | 26,969.35 | 21,158.49 | 16,135.76 |
| 505,638.83 | 480,699.48 | 606,272.30 | 682,562.58 | 721,010.72 | 800,973.07 |
| 26,337.90 | 25,000.75 | 24,838.40 | 25,682.84 | 21,974.92 | 25,434.29 |
| 21,843.54 | 19,204.11 | 19,854.32 | 18,986.63 | 17,594.53 | 19,903.81 |
| 3,406.99 | 9,262.06 | 151.93 | 6,539.38 | 9,890.60 | 5,773.79 |
| 131.34 | 312.07 | 161.40 | 1,876.63 | 691.10 | 477.39 |
| 560.49 | 704.52 | 147.00 | 328.00 | 237.00 | 460.55 |
| 3,575.76 | 11,116.72 | 2,286.67 | 2,500.13 | 2,021.44 | 1,741.79 |
| 24,437.45 | 14,371.20 | 23,650.22 | 21,758.51 | 16,674.37 | 19,209.90 |
| 2,261.42 | 4,240.40 | 1,994.45 | 281.40 | 301.41 | 348.89 |
| - | - | - | - | - | - |
| - | - | - | - | - | - |
| - | - | - | - | - | - |
| 609.52 | 184.46 | 1,445.98 | 2,205.50 | 566.99 | 4,968.39 |
| - | - | - | - | - | - |
| 4,486.39 | 4,004.63 | 4,772.44 | 4,712.22 | 4,064.85 | 4,817.60 |
| - | - | - | - | - | - |
| 3,436.85 | 744.71 | 3,311.58 | 1,858.21 | 1,580.42 | 6,340.52 |
| 12,329.91 | 12,358.47 | 2,559.09 | 5,766.18 | 10,018.44 | 16,033.00 |
| - | - | - | 1,934.36 | 122.41 | 1,336.20 |
| - | - | - | - | - | - |
| 2,316.90 | 484.14 | - | 3,191.74 | 547.62 | - |
| 1,607.87 | 2,238.50 | 1,711.47 | 1,226.81 | 8,949.54 | 4,372.48 |
| - | - | - | - | - | - |
| - | - | - | - | - | - |
| 712.17 | - | - | 55.74 | - | 3,891.56 |
| - | - | - | - | - | 1,903.80 |
| - | - | - | - | - | 11,987.36 |
| - | - | - | - | - | 419.88 |
| - | - | - | - | - | 266.00 |
| - | - | - | - | - | 3,369.10 |
| - | - | - | - | - | - |
| - | - | - | - | - | - |
| - | - | - | - | - | 3,576.30 |
| - | - | - | - | - | 78.00 |
| - | - | - | - | - | - |
| - | - | - | - | - | - |
| - | - | - | - | - | - |
| 13,054.84 | 10,929.11 | 1,116.27 | 11,787.02 | 8,040.69 | 8,032.61 |
| 13,751.11 | 16,891.67 | 19,972.85 | 21,136.56 | 18,565.66 | 19,664.50 |
| - | - | - | - | - | - |
| - | - | - | - | - | - |
| 1,109.59 | - | - | - | - | - |
| - | - | - | - | - | - |
| (60,881.75) | (61,754.25) | (72,361.25) | (57,974.75) | (67,335.00) | (73,528.25) |
| (3,720.00) | (2,295.00) | (3,382.50) | (2,336.25) | (4,341.75) | (5,701.50) |
| (826.50) | (1,225.50) | (912.00) | (627.00) | (721.00) | (1,222.00) |
| - | (367.88) | 35.94 | - | - | - |
| 1,559.12 | 281.02 | 280.50 | 3,538.77 | 425.36 | 522.71 |
| 13,106.70 | 13,751.51 | 13,474.51 | 99,266.25 | 14,819.91 | 25,678.59 |
| 16,423.15 | 17,643.46 | 56,467.31 | 35,761.89 | 43,343.55 | 37,118.97 |

| | | | | | |
|-------------------|-------------------|-------------------|-------------------|-------------------|-------------------|
| 5,359.16 | 24,377.90 | 63,773.52 | 29,740.27 | (2,093.80) | 1,626.65 |
| 15,725.59 | 2,266.43 | 1,768.44 | 13,955.44 | 11,957.98 | 19,540.29 |
| - | - | - | - | - | - |
| - | - | - | - | - | - |
| - | - | - | - | - | - |
| 10,054.94 | 4,111.40 | 1,582.70 | (3,377.74) | 10,029.66 | (9,197.34) |
| - | - | - | - | - | - |
| (1,816.48) | 1,193.07 | 3,923.85 | 322.81 | 2,604.40 | 3,014.28 |
| 16.21 | 16.21 | 16.21 | 16.21 | 16.21 | 16.22 |
| 24,400.26 | 21,667.24 | 43,972.73 | 56,004.53 | 38,985.23 | 61,781.41 |
| - | - | - | - | - | - |
| 3,574.24 | 2,537.54 | 1,833.86 | 2,964.15 | 3,217.51 | 6,220.87 |
| - | - | - | - | - | - |
| - | 82.50 | - | - | - | - |
| 15,183.61 | 2,817.70 | 4,160.24 | 18,732.70 | 5,236.98 | 7,695.90 |
| 683.82 | - | 2,431.42 | 12,258.74 | 13,067.01 | 8,482.09 |
| 6,854.76 | 451.05 | 352.09 | 9,261.22 | 20,463.08 | 4,375.01 |
| - | - | - | - | - | - |
| - | - | - | - | - | - |
| 3,560.85 | 3,322.64 | 3,681.35 | 4,151.48 | 3,364.77 | 3,958.80 |
| - | - | - | - | - | - |
| 19,481.73 | 16,098.19 | 12,112.20 | 14,854.43 | 13,263.09 | 20,090.57 |
| - | - | - | - | - | - |
| 3,803.31 | 485.36 | 1,363.82 | 772.16 | 70.46 | 581.40 |
| - | - | - | - | - | - |
| 1,852.10 | 822.92 | 663.73 | 2,996.14 | 1,460.91 | 1,156.97 |
| 4,641.92 | 2,055.75 | 649.71 | 302.99 | 150.27 | 279.19 |
| 4,186.48 | 3,559.45 | 2,809.71 | 2,835.34 | 3,446.75 | 3,153.12 |
| 3,541.67 | 2,854.09 | 3,062.64 | 2,896.80 | 5,078.63 | 3,304.43 |
| 23,737.49 | 29,619.18 | 39,444.69 | 29,083.93 | 44,281.73 | 38,651.17 |
| 13,331.43 | 6,213.53 | 9,538.19 | 14,804.91 | 8,158.18 | 10,396.35 |
| - | - | - | - | - | - |
| 259,803.85 | 222,633.03 | 298,717.68 | 422,033.28 | 290,792.11 | 332,403.61 |
| 3,377.10 | 282.47 | 919.54 | 2,257.52 | 4,300.65 | 2,624.07 |
| 1,774.57 | 1,901.67 | 2,230.70 | 3,610.52 | 2,628.79 | 2,685.72 |
| 296.60 | - | - | - | - | 3,280.80 |
| 126,086.30 | 119,985.30 | 124,154.71 | 132,296.98 | 123,834.40 | 125,086.53 |
| (27,925.51) | (28,301.07) | (39,246.04) | (37,182.36) | (19,125.40) | (47,724.40) |
| 296.35 | 558.67 | 157.26 | 3,281.39 | 453.75 | 1,063.87 |
| 103,905.41 | 94,427.04 | 88,216.17 | 104,264.05 | 112,092.19 | 87,016.59 |
| - | - | - | - | - | - |
| - | 607.66 | 2,104.82 | 2,112.40 | 1,531.58 | 2,438.13 |
| 4,374.97 | 3,578.02 | 1,452.99 | 1,361.22 | 1,626.30 | 1,605.80 |
| - | - | - | - | - | - |
| - | - | - | - | - | - |
| - | - | - | - | - | - |
| - | - | - | - | - | - |
| - | - | - | - | - | - |
| - | - | - | - | - | - |
| - | - | - | - | - | - |
| 860.23 | 1,116.48 | 3,116.50 | 2,791.27 | 3,230.68 | 3,560.39 |
| 397.41 | 367.88 | 780.52 | 674.93 | 1,511.13 | 1,005.01 |

| | | | | | |
|-------------------|-------------------|-------------------|-------------------|-------------------|-------------------|
| - | - | - | - | - | - |
| 25,578.70 | 24,126.68 | 24,491.15 | 26,003.96 | 34,911.85 | 25,707.89 |
| - | - | - | - | - | - |
| 3,015.53 | 1,071.10 | 19,351.92 | 5,843.15 | - | 2,953.47 |
| - | - | - | - | 3,207.32 | - |
| 121,228.44 | 112,336.36 | 120,046.56 | 118,209.57 | 104,854.49 | 121,641.88 |
| - | - | - | - | - | - |
| 5,313.08 | 453.75 | 1,466.24 | 4,435.95 | 1,719.63 | 4,859.10 |
| 160,768.36 | 143,657.93 | 172,810.70 | 161,432.45 | 152,592.98 | 163,771.67 |
| 18,112.89 | 17,098.27 | 18,110.03 | 15,968.25 | 15,610.21 | 16,503.68 |
| - | - | - | - | - | - |
| 66,072.59 | 62,498.87 | 66,198.19 | 67,962.10 | 61,699.88 | 62,987.16 |
| - | - | - | - | - | - |
| 8,987.66 | 8,560.01 | 8,486.31 | 8,025.49 | 7,684.44 | 17,130.49 |
| - | - | - | - | - | - |
| 43,121.16 | 43,270.08 | 47,862.02 | 51,996.02 | 40,795.72 | 41,920.67 |
| - | - | - | - | - | - |
| 1,160.28 | 1,732.61 | 1,984.09 | 3,459.52 | 1,620.41 | 4,329.17 |
| - | - | - | - | - | - |
| - | - | 142.22 | - | - | - |
| 260.27 | 229.57 | 111.31 | 190.70 | 175.95 | 158.80 |
| - | - | - | - | - | - |
| 3,603.20 | 3,603.20 | 5,107.33 | 11,633.53 | 9,314.31 | 1,872.37 |
| - | - | - | - | - | - |
| - | - | - | - | - | - |
| - | - | - | - | - | - |
| - | - | - | - | - | - |
| 27,500.00 | 27,500.00 | 27,500.00 | 27,500.00 | 27,500.00 | 27,500.00 |
| - | - | - | - | - | - |
| - | - | - | - | - | - |
| 4,665.53 | 4,267.81 | 4,427.29 | 4,299.12 | 4,940.87 | 5,133.28 |
| 2,232.82 | 1,944.72 | 1,483.24 | 358.51 | 414.75 | 668.58 |
| (1,717.84) | (587.91) | (1,749.67) | (821.91) | (1,618.49) | (1,557.63) |
| (93,191.05) | (101,124.88) | (92,224.43) | (84,337.30) | (75,398.12) | (94,698.36) |
| 28,938.37 | 38,462.32 | 43,789.82 | 29,996.48 | 26,379.54 | 22,985.74 |
| 55,535.67 | 59,397.36 | 6,845.47 | 59,397.15 | 59,397.11 | 59,390.21 |
| 525.27 | 525.27 | 525.27 | 525.27 | 525.27 | 525.27 |
| - | - | - | - | - | - |
| 134,192.75 | 134,192.75 | 134,192.75 | 134,192.75 | 134,192.75 | 134,192.75 |
| 22,601.71 | 29,407.18 | 24,381.33 | 24,510.16 | 30,836.09 | 24,741.71 |
| - | - | - | - | - | - |
| 31,806.75 | 31,806.75 | 31,806.75 | 31,806.75 | 31,806.75 | 31,806.75 |
| - | - | - | - | - | - |
| 174,418.51 | 176,834.83 | 178,931.03 | 172,185.49 | 191,519.17 | 161,329.49 |
| - | - | - | 11,625.00 | - | - |
| 18,675.00 | 19,495.86 | 19,416.23 | 19,852.71 | 19,787.97 | 19,347.13 |
| 3,254.28 | 3,286.99 | 3,061.28 | 3,110.28 | 3,413.28 | 3,413.28 |
| - | - | - | - | - | - |
| 311.25 | 211.25 | 410.22 | 253.50 | - | 253.50 |
| (81.55) | (65.24) | (27.96) | (34.95) | (21.21) | - |
| - | 98.54 | - | - | 647.05 | 799.55 |
| - | - | 220.00 | - | - | 2,300.00 |
| 307.82 | - | 24.57 | - | - | 535.83 |
| 5,821.00 | - | - | 3,191.00 | - | 4,200.00 |

| | | | | | |
|---------------------|---------------------|---------------------|---------------------|---------------------|---------------------|
| (3,699.93) | 1,311.92 | 1,849.38 | 5,675.00 | 4,966.68 | 1,765.81 |
| 18,617.00 | - | - | 24,844.00 | - | - |
| 16,020.00 | 16,020.00 | 16,020.00 | 16,020.00 | 16,020.00 | 16,020.00 |
| 360.00 | 1,927.10 | 4,597.07 | 280.00 | 5,402.06 | 1,879.20 |
| 2,627.24 | 2,618.08 | 2,484.91 | 2,219.07 | 2,463.74 | 2,868.74 |
| 1,163.67 | 916.67 | 1,414.53 | 959.66 | 966.67 | 966.67 |
| 76.22 | 323.52 | 232.78 | 357.99 | 599.94 | 211.14 |
| 740.60 | 779.00 | 753.24 | 507.00 | 549.00 | 3,261.86 |
| 2,547.00 | 1,433.50 | 3,421.00 | 982.50 | 329.00 | 2,802.16 |
| - | - | - | - | - | - |
| 1,600.00 | - | - | - | - | - |
| 4,593.63 | 4,615.76 | 11,635.34 | 10,790.96 | 3,830.13 | 10,827.77 |
| - | - | - | - | - | - |
| - | - | - | - | - | - |
| - | - | - | - | - | - |
| - | - | - | - | - | - |
| 601,759.77 | 592,591.76 | 573,422.94 | 659,481.80 | 626,350.92 | 588,372.77 |
| 63,772.97 | 56,204.86 | 60,407.00 | 52,906.23 | 50,551.84 | 53,417.29 |
| - | - | - | - | (1,657.96) | (1,092.57) |
| - | 525.70 | 787.49 | - | - | 29.96 |
| - | - | - | - | - | - |
| - | - | - | - | - | - |
| - | - | - | - | - | - |
| 2,391.21 | 4,240.34 | 7,835.38 | 1,777.74 | 1,807.64 | 3,087.64 |
| 1,815.59 | 1,815.59 | 7,104.14 | 2,375.54 | 1,824.58 | 2,375.54 |
| 48,969.43 | 58,168.99 | 47,222.70 | 53,173.57 | 56,969.04 | 46,720.20 |
| 116,949.20 | 120,955.48 | 123,356.71 | 110,233.08 | 109,495.14 | 104,538.06 |
| 20,196.00 | 28,098.00 | 21,702.00 | 24,320.00 | 25,073.00 | 26,623.00 |
| (395,877.00) | (350,303.00) | (354,194.00) | (309,593.00) | (252,565.00) | (319,104.00) |
| - | - | - | - | - | - |
| 1,373,144.42 | 1,332,759.72 | 1,530,304.50 | 1,854,734.24 | 1,784,842.06 | 1,784,594.77 |
| 532,674.82 | 530,467.22 | 532,443.13 | 506,524.06 | 518,466.49 | 518,712.98 |
| (849.62) | (849.62) | (849.62) | (849.62) | (849.62) | (849.62) |
| (1,402.52) | (1,402.52) | (1,402.51) | (1,402.52) | (1,402.51) | (1,402.51) |
| 530,422.68 | 528,215.08 | 530,191.00 | 504,271.92 | 516,214.36 | 516,460.85 |
| (70,311.73) | (70,338.14) | (70,371.17) | (70,469.42) | (70,304.30) | (70,471.00) |
| (70,311.73) | (70,338.14) | (70,371.17) | (70,469.42) | (70,304.30) | (70,471.00) |
| 13,365.67 | 13,365.15 | 13,365.34 | 13,365.56 | 13,365.38 | 13,365.31 |
| 170,487.24 | 170,487.25 | 170,487.24 | 170,487.24 | 170,486.46 | 170,487.24 |
| 183,852.91 | 183,852.40 | 183,852.58 | 183,852.80 | 183,851.84 | 183,852.55 |
| (5,273.67) | (5,273.67) | (5,273.67) | (5,273.67) | (5,273.67) | (5,273.67) |
| - | - | - | - | - | - |
| - | - | - | - | - | - |
| 301,619.67 | 301,118.27 | 308,034.38 | 431,264.71 | 346,805.80 | 346,805.80 |
| 12,929.71 | 12,121.73 | 12,929.02 | 13,262.03 | 12,515.59 | 13,591.92 |

| | | | | | |
|---------------------|---------------------|---------------------|---------------------|---------------------|---------------------|
| 55,285.67 | 51,830.92 | 55,282.72 | 56,706.54 | 53,514.98 | 57,189.02 |
| 99.02 | 97.56 | 137.30 | 230.79 | 181.86 | 75.23 |
| 2,722.16 | 1,003.97 | 553.40 | 724.30 | (1,684.13) | 582.54 |
| 34.64 | (152.96) | - | - | - | - |
| - | 150.00 | - | - | - | - |
| - | - | - | - | 259.47 | - |
| 372,690.87 | 366,169.49 | 376,936.82 | 502,188.37 | 411,593.57 | 418,244.51 |
| (22,576.68) | 28,871.12 | 43,199.04 | 150,036.51 | 225,734.12 | 282,583.47 |
| (6,708.33) | 6,758.59 | 17,161.05 | 59,602.80 | 89,674.09 | 112,257.78 |
| - | - | - | - | - | - |
| - | - | - | - | - | - |
| - | - | - | - | - | - |
| - | - | - | - | - | - |
| (2,753.00) | (2,753.00) | (2,753.00) | (2,753.00) | (2,753.00) | (2,753.00) |
| (32,038.01) | 32,876.71 | 57,607.09 | 206,886.31 | 312,655.21 | 392,088.25 |
| 2,352,487.47 | 2,368,261.59 | 2,603,247.15 | 3,176,190.55 | 3,133,579.07 | 3,219,496.26 |
| 272,154.03 | 590,604.00 | 618,184.92 | 996,712.80 | 1,306,273.13 | 1,499,687.99 |
| - | - | - | - | - | - |
| - | - | - | - | - | - |
| - | - | - | - | - | - |
| - | - | - | - | - | - |
| - | - | - | - | - | - |
| - | - | - | - | - | - |
| - | - | - | - | - | - |
| 340,908.52 | 392,940.88 | 405,609.30 | 389,080.35 | 402,790.20 | 402,636.00 |
| (55,906.02) | 20,896.01 | (8,948.57) | 885.29 | 9,157.53 | 5,832.44 |
| - | - | - | - | - | - |
| 257,724.82 | 258,472.29 | 258,472.95 | 257,002.82 | 257,314.92 | 257,314.92 |
| - | - | - | - | - | - |
| - | - | - | - | - | - |
| (13,258.71) | (13,414.09) | (13,414.09) | (13,414.09) | (13,414.09) | (13,414.09) |
| (4,649.05) | (9,167.25) | (18,311.07) | (32,458.75) | (32,103.91) | (47,999.11) |
| - | - | - | - | - | - |
| 524,819.56 | 649,727.84 | 623,408.52 | 601,095.62 | 623,744.65 | 604,370.16 |
| (252,665.53) | (59,123.84) | (5,223.60) | 395,617.18 | 682,528.48 | 895,317.83 |
| (700,575.96) | (759,699.80) | (764,923.40) | (369,306.22) | 313,222.26 | 1,208,540.09 |

| | 9 | 10 | 11 | 12 | | 12 |
|---------------------|---------------------|---------------------|---------------------|----------------------|-------|------------|
| | Sep-22 | Oct-22 | Nov-22 | Dec-22 | Total | |
| (3,853,513.46) | (2,616,920.56) | (2,193,648.41) | (2,254,573.97) | (31,267,165) | | |
| (79,719.89) | (38,552.07) | - | (1.53) | (771,006) | | |
| 841,725.00 | 198,749.00 | 194,201.00 | 441,354.00 | 487,938 | | |
| 79,719.89 | 38,552.07 | - | 1.53 | 771,006 | | |
| (235,317.96) | (167,981.15) | (192,235.73) | (197,429.86) | (1,945,182) | | |
| (179,626.78) | (177,210.74) | (175,885.34) | (173,869.59) | (2,031,547) | | |
| 179,626.78 | 177,210.74 | 175,885.34 | 173,869.59 | 2,031,547 | | |
| (73.48) | (16.27) | (438.39) | (4.72) | (538,837) | | |
| 73.48 | 16.27 | 438.39 | 4.72 | 189 | | |
| - | - | - | (35,727.85) | (35,728) | | (883,860) |
| - | - | (345,212.59) | 35,727.85 | (309,485) | | 2,829,042 |
| - | - | - | - | - | | |
| - | - | - | 400,735.12 | 400,735 | | |
| - | - | - | - | - | | |
| (644,086.00) | (644,086.00) | (644,086.00) | (644,086.00) | (7,729,032) | | |
| 644,086.00 | 644,086.00 | 644,086.00 | 644,086.00 | 7,729,032 | | |
| (511,470.82) | (510,999.38) | (511,115.64) | (521,122.45) | (6,104,032) | | |
| 3,758,577.24 | 3,097,152.09 | 3,048,011.37 | 2,131,037.16 | 39,311,565.90 | | 36,482,523 |
| (2,295.00) | (3,915.00) | (270.00) | - | (19,359) | | |
| (31,279.31) | (28,654.05) | (31,732.75) | (64,229.08) | (415,208) | | |
| - | - | - | - | - | | |
| (9,135.00) | (7,939.52) | (5,931.93) | (5,525.40) | (78,664) | | |
| 16,612.14 | 14,604.57 | 16,933.44 | 26,960.72 | 203,679 | | |
| (1,071.66) | (1,071.66) | (1,071.66) | (1,071.66) | (12,860) | | |
| (11,098.08) | (11,100.00) | (11,101.44) | (11,085.60) | (125,767) | | |
| - | - | (19,311.42) | (57,600.00) | (76,911) | | 525,090 |
| 35,971.91 | 34,160.66 | 52,215.76 | 112,551.02 | 505,731 | | |
| 3,796,844.15 | 3,135,227.75 | 3,100,497.13 | 2,243,588.18 | 39,836,656.28 | | |
| 3,639.97 | 4,015.23 | 3,856.98 | 4,186.51 | 67,585 | | |
| - | - | - | - | - | | |
| 1,871.30 | 4,006.58 | 3,848.68 | 3,540.63 | 30,805 | | |
| 135.10 | 930.39 | 152.52 | 565.53 | 999 | | |
| 23,960.07 | 11,584.30 | 11,159.39 | 27,027.86 | 169,493 | | |
| 759.79 | 751.14 | 757.94 | 728.61 | 9,159 | | |
| 9,911.66 | 7,784.22 | 4,958.89 | 4,541.77 | 66,198 | | |
| 11,642.67 | 1,197.14 | 639.95 | (602.54) | 12,188 | | |
| 22,296.40 | 9,846.86 | 10,321.39 | 9,846.86 | 140,135 | | |
| 21,124.98 | 13,797.18 | 8,384.43 | 4,929.03 | 119,614 | | |
| 1,153.78 | 702.87 | 621.76 | 702.87 | 13,155 | | |
| 534.29 | 437.50 | 442.16 | 516.08 | 4,927 | | |
| 515.00 | - | - | - | 6,260 | | 542,129 |
| 17.11 | 8.95 | - | 22.69 | 343 | | |
| 645.07 | 49.77 | 472.73 | 2,693.42 | 12,788 | | |
| 22,867.10 | 20,129.87 | 23,363.41 | 19,620.75 | 257,271 | | |

| | | | | | |
|-----------|------------|-----------|-----------|----------------|-----------|
| 19,071.97 | 15,179.62 | 19,169.92 | 17,869.12 | 211,505 | |
| 64,508.75 | 65,102.85 | 42,062.52 | 45,720.42 | 799,485 | |
| 150.08 | 158.06 | 188.90 | 259.85 | 3,035 | |
| 166.31 | 169.87 | 184.78 | 154.63 | 2,092 | |
| 86.66 | 38.74 | 41.14 | 69.23 | 1,620 | |
| - | - | - | - | - | |
| 131.04 | 121.46 | 172.34 | 415.86 | 4,013 | |
| 669.00 | 680.26 | 682.54 | 881.21 | 13,601 | |
| 3,192.46 | 2,772.88 | 3,470.72 | 3,858.44 | 34,595 | |
| 480.50 | 586.34 | 961.22 | 961.25 | 10,859 | |
| - | - | - | - | - | |
| - | - | - | - | - | |
| - | - | - | - | - | |
| 441.37 | 374.59 | 604.01 | 733.06 | 8,206 | |
| 345.86 | 392.09 | 610.98 | 711.31 | 6,650 | |
| 1,034.31 | 939.32 | 962.94 | 1,192.84 | 15,933 | |
| 603.17 | 1,338.97 | 723.09 | 896.60 | 9,427 | |
| 215.67 | 272.73 | 326.23 | 481.21 | 5,279 | |
| 51,754.52 | 51,403.60 | 43,335.96 | 24,656.45 | 481,777 | |
| 70.66 | 63.38 | 63.38 | 69.72 | 726 | |
| 10,578.55 | 9,010.57 | 7,219.77 | 7,815.42 | 110,052 | |
| 1,075.45 | 1,047.05 | 609.42 | 908.90 | 11,966 | |
| 648.32 | 568.43 | 785.51 | 795.92 | 12,888 | |
| 2,127.63 | 1,923.09 | 1,849.65 | 2,090.66 | 26,605 | |
| - | - | - | - | - | |
| 1,774.91 | 1,759.32 | 1,911.71 | 1,780.53 | 20,141 | |
| 716.83 | 384.66 | 261.61 | 447.16 | 7,195 | |
| 310.00 | 317.26 | 337.10 | 440.91 | 8,224 | |
| 311.61 | 212.47 | 334.37 | 453.50 | 4,919 | |
| 157.76 | 150.30 | 249.39 | 339.66 | 3,691 | |
| 2,117.38 | 1,526.66 | 1,306.43 | 1,505.97 | 23,127 | |
| 508.74 | 300.44 | 638.71 | 948.65 | 8,042 | |
| 3,017.72 | 1,492.38 | 1,711.90 | 1,569.19 | 29,451 | |
| 834.38 | 714.43 | 675.07 | 935.93 | 13,055 | |
| 887.78 | 946.02 | 795.05 | 813.29 | 11,680 | |
| 2,669.53 | 1,581.89 | 1,162.52 | 1,243.18 | 24,748 | |
| 273.43 | 251.40 | 293.51 | 556.80 | 6,162 | |
| 2,081.57 | 1,587.97 | 1,309.37 | 1,527.39 | 20,464 | |
| 422.40 | 520.11 | 608.27 | 759.80 | 9,130 | |
| 4,722.83 | 3,058.52 | 911.81 | 1,848.02 | 36,267 | |
| 162.16 | 158.23 | 256.97 | 305.88 | 3,204 | |
| 647.12 | 437.64 | 369.68 | 774.74 | 9,181 | |
| 341.81 | 313.37 | 314.62 | 405.16 | 5,479 | |
| 1,801.13 | 1,749.82 | 1,163.36 | 2,140.81 | 30,581 | |
| 1,388.81 | 891.59 | 810.38 | 826.80 | 14,402 | |
| 171.02 | 163.46 | 178.49 | 166.84 | 2,401 | |
| 434.84 | 422.76 | 399.00 | 872.03 | 8,990 | |
| 2,765.34 | 1,740.31 | 1,512.24 | 1,419.01 | 21,580 | |
| - | (1,811.42) | 1,811.42 | - | - | |
| 165.00 | 165.00 | 165.00 | 165.00 | 1,815 | 1,882,735 |
| 26,931.30 | 28,811.08 | 30,843.47 | 29,025.36 | 336,442 | |
| 979.29 | 1,569.12 | 2,007.98 | 918.69 | 12,018 | |
| 373.55 | 579.68 | 1,672.21 | 7,478.91 | 45,425 | |
| 1,009.13 | 945.77 | 71.50 | 895.43 | 9,320 | |
| - | 68.41 | 765.17 | - | 2,055 | |
| 368.99 | 647.99 | 943.66 | 635.74 | 7,464 | |

| | | | | |
|-------------|-------------|-------------|-------------|------------------|
| - | - | - | - | - |
| - | - | - | - | - |
| 1,651.26 | 1,960.38 | 1,490.47 | 14,539.23 | 72,143 |
| - | - | 216.00 | 200.63 | 551 |
| - | - | 792.00 | - | 4,322 |
| - | - | - | - | - |
| - | 450.00 | 26,885.22 | 1,157.58 | 45,121 |
| 7,003.60 | 842.63 | 1,440.00 | 4,321.37 | 33,607 |
| 100.00 | 555.28 | 100.00 | 100.00 | 6,569 |
| - | - | - | - | 2,047 |
| - | - | - | - | - |
| - | - | - | - | - |
| 1,469.26 | 535.74 | 626.28 | 214.60 | 5,476 |
| 3,061.14 | 11.84 | 48.80 | 208.70 | 8,631 |
| 3,120.53 | 2,636.87 | 3,372.91 | 3,190.31 | 36,570 |
| 18,953.72 | 14,660.74 | 20,104.67 | 19,775.10 | 209,027 |
| 7,176.08 | 3,961.41 | 5,972.32 | 7,072.57 | 58,019 |
| 8,252.05 | 6,692.02 | 6,935.46 | 8,205.20 | 89,963 |
| - | - | - | - | 70 |
| 58,982.31 | 50,305.53 | 38,584.10 | 41,784.66 | 671,078 |
| - | - | - | - | - |
| 1,932.82 | 1,478.04 | 1,364.34 | 1,250.65 | 19,084 |
| - | - | - | - | - |
| 9,180.11 | 7,118.18 | 5,950.48 | 7,774.01 | 88,242 |
| - | - | - | - | - |
| - | - | - | - | - |
| - | - | - | - | - |
| 6,679.46 | 5,480.16 | 4,521.13 | 4,932.14 | 63,776 |
| - | - | - | - | 14,292 |
| 581.85 | 520.59 | 643.09 | 612.47 | 4,992 |
| - | - | - | - | 326 |
| 53,990.41 | 43,176.99 | 37,429.65 | 37,559.62 | 608,017 |
| 1,063.00 | 1,134.12 | (9,678.12) | - | 287 |
| - | - | - | - | - |
| 1,584.44 | 1,803.45 | 621.88 | 435.33 | 12,955 |
| - | - | - | - | - |
| - | - | - | - | - |
| - | - | - | - | - |
| - | - | 12,114.04 | 1,583.09 | 14,276 |
| - | - | - | - | - |
| 29,492.86 | 26,387.95 | 29,771.55 | 26,375.58 | 312,173 |
| - | - | - | - | - |
| 6,526.67 | 5,707.83 | 7,028.18 | 3,544.71 | 73,392 |
| - | - | 62.88 | 1,100.00 | 3,417 |
| 11,658.71 | 12,819.43 | 11,960.46 | 12,688.48 | 112,981 |
| 1,875.22 | 3,036.66 | 2,275.40 | 3,724.64 | 32,360 |
| 883.36 | 311.59 | 255.29 | 457.64 | 7,326 |
| 10,416.49 | 5,733.40 | 7,468.96 | 17,885.95 | 95,755 |
| 9,783.32 | 7,410.34 | 9,589.98 | 9,219.75 | 124,006 |
| (25,375.00) | (26,446.50) | (22,960.00) | (26,376.00) | (259,311) |
| - | - | - | - | 906 |
| (5,471.13) | 860.68 | - | (860.68) | 6,459 |
| - | - | - | - | 408 |
| - | - | - | 255.29 | 255 |
| - | - | - | - | - |
| 11,660.96 | 12,968.52 | 18,905.78 | 18,057.87 | 146,480 |

1,587,357

| | | | | |
|-------------------|-------------------|-------------------|-------------------|---------------------|
| 70,826.14 | 41,393.81 | 35,090.92 | 41,517.37 | 532,015 |
| 1,085.50 | 3,009.89 | 1,395.80 | 6,256.72 | 25,810 |
| 737.54 | 737.54 | 737.54 | 966.24 | 9,649 |
| 811.37 | 4,663.75 | 2,269.74 | 1,776.40 | 17,617 |
| 25,485.89 | 23,077.29 | 46,404.37 | 30,139.11 | 308,499 |
| 671,952.87 | 544,038.69 | 558,588.79 | 551,708.88 | 7,037,521.05 |
| 26,503.80 | 24,352.29 | 25,660.36 | 22,045.82 | 292,904 |
| 19,736.60 | 18,381.44 | 18,351.90 | 18,229.38 | 226,894 |
| 6,550.16 | 12,012.93 | 10,621.18 | 13,032.49 | 84,314 |
| 809.08 | 250.04 | 504.44 | 330.83 | 7,025 |
| 140.00 | 505.38 | 176.00 | 2,025.27 | 6,016 |
| 5,824.39 | 8,165.72 | 2,443.64 | 117.99 | 41,076 |
| 17,782.55 | 17,222.06 | 11,443.01 | 15,027.18 | 209,204 |
| 457.52 | 3,438.61 | 3,281.97 | 502.95 | 17,661 |
| - | - | - | - | - |
| - | - | - | - | - |
| - | - | - | - | - |
| 3,725.29 | 1,880.26 | 1,119.07 | 4,735.81 | 22,581 |
| - | - | - | - | - |
| 6,116.12 | 11,040.77 | 4,384.25 | 6,319.91 | 63,880 |
| - | - | - | - | - |
| 1,217.70 | 1,358.17 | 2,224.21 | 858.30 | 30,337 |
| 11,234.20 | 8,940.47 | 5,725.90 | 6,035.32 | 112,184 |
| - | 255.29 | - | - | 4,331 |
| 145.88 | - | - | - | 146 |
| 75.91 | - | 410.32 | 4,170.88 | 12,121 |
| 1,504.21 | 6,381.06 | 4,480.84 | 128.28 | 44,098 |
| - | - | - | - | - |
| - | - | - | - | - |
| - | 137.28 | 4,487.82 | 1,367.61 | 11,789 |
| - | - | - | - | 1,904 |
| 1,872.00 | (37.60) | - | - | 13,822 |
| - | - | - | - | 420 |
| - | - | - | - | 266 |
| - | - | - | - | 3,369 |
| - | - | - | - | - |
| - | - | - | - | - |
| - | - | - | - | - |
| - | - | - | 148.00 | 3,724 |
| - | - | - | - | 78 |
| - | - | - | - | - |
| - | - | - | - | - |
| 6,700.91 | 9,619.78 | 6,090.97 | 8,917.25 | 104,686 |
| 16,363.78 | 15,045.54 | 19,358.63 | 21,641.58 | 206,144 |
| - | - | - | - | - |
| - | - | - | - | - |
| - | - | - | - | 1,565 |
| - | - | - | - | - |
| (58,252.25) | (55,107.00) | (50,718.50) | (52,605.00) | (712,936) |
| (4,998.00) | (4,877.25) | (5,838.00) | (6,787.50) | (50,300) |
| (634.50) | (681.50) | (282.00) | - | (8,671) |
| - | - | - | (1,631.35) | (1,963) |
| 10,077.50 | 4,562.36 | 4,112.50 | 1,874.10 | 31,896 |
| 11,594.05 | 68,394.55 | 70,878.99 | 32,139.42 | 393,784 |
| 26,767.00 | 21,031.71 | 8,277.85 | 20,412.79 | 296,980 |

| | | | | |
|-------------------|-------------------|-------------------|-------------------|---------------------|
| 1,783.29 | 9,105.79 | 1,156.54 | 807.24 | 140,055 |
| 13,988.34 | 11,655.29 | 16,959.14 | 10,468.81 | 127,717 |
| - | - | - | - | - |
| - | - | - | - | - |
| - | - | - | - | - |
| - | - | - | - | - |
| 4,966.54 | (17,370.25) | 19,808.53 | (8,370.37) | (0) |
| - | - | - | - | - |
| (4,773.17) | (2,536.64) | 1,252.64 | (5,473.36) | - |
| 16.21 | 16.21 | 16.21 | 16.21 | 195 |
| 37,389.11 | 152,048.03 | 33,927.61 | 43,380.84 | 559,248 |
| - | - | - | - | - |
| 1,619.72 | 3,154.57 | 16,564.91 | 3,460.56 | 56,659 |
| - | - | - | - | - |
| - | - | - | - | 83 |
| 10,003.06 | 18,570.43 | 12,830.00 | 21,807.89 | 149,319 |
| 4,460.25 | 2,052.00 | - | - | 43,435 |
| 7,166.67 | 13,111.04 | 11,258.29 | 10,565.75 | 102,269 |
| - | - | - | - | - |
| - | - | - | - | - |
| 3,564.50 | 3,065.87 | 4,236.18 | 3,884.34 | 43,606 |
| - | - | - | - | - |
| 15,243.50 | 12,125.13 | 12,309.38 | 9,599.03 | 161,391 |
| - | - | - | - | - |
| 2,702.25 | 2,237.95 | 1,473.83 | 3,559.44 | 21,046 |
| - | - | - | - | - |
| 1,286.04 | 2,082.49 | 1,086.87 | 1,895.29 | 19,365 |
| 146.42 | 382.61 | 731.27 | 1,378.15 | 20,121 |
| 2,818.34 | 2,629.06 | 2,940.96 | 3,671.48 | 41,136 |
| 9,031.32 | (5,745.98) | 3,461.14 | 3,428.65 | 38,397 |
| 38,316.34 | 28,613.24 | 68,251.74 | 53,823.88 | 447,214 |
| 13,420.31 | 13,182.43 | 9,985.44 | 14,541.68 | 158,031 |
| - | - | - | - | - |
| 274,462.94 | 420,651.63 | 365,446.03 | 291,482.82 | 3,600,612.60 |
| 1,575.89 | 1,876.41 | 520.94 | 41.76 | 17,168 |
| 1,791.29 | 1,651.36 | 1,946.70 | 1,991.39 | 24,660 |
| - | - | - | - | 3,577 |
| 117,115.82 | 112,660.43 | 115,432.58 | 97,165.45 | 1,425,419 |
| (36,383.63) | (38,500.36) | (37,693.03) | (38,863.90) | (393,075) |
| 2,295.29 | 1,376.25 | 813.70 | 1,402.45 | 13,294 |
| 86,394.66 | 79,064.09 | 81,020.89 | 61,737.15 | 1,091,042.75 |
| - | - | - | - | - |
| 2,564.82 | - | 135.51 | - | 11,495 |
| 1,969.33 | 2,163.64 | 976.08 | 1,969.33 | 28,265 |
| - | - | - | - | - |
| - | - | - | - | - |
| - | - | - | - | - |
| - | - | - | - | - |
| - | - | - | - | - |
| - | - | - | - | - |
| - | - | - | - | - |
| - | - | - | - | - |
| 3,148.22 | 2,482.99 | 2,503.23 | 2,901.98 | 27,968 |
| 1,124.75 | 1,074.41 | 521.55 | 657.05 | 9,548 |

| | | | | |
|-------------|-------------|-------------|--------------|--------------|
| - | - | - | - | - |
| 26,758.28 | 25,086.20 | 30,443.37 | 25,635.92 | 313,562 |
| - | - | - | - | - |
| 2,366.44 | 25.20 | 142.44 | 2,664.19 | 37,433 |
| - | - | - | - | 3,207 |
| 118,525.52 | 106,248.08 | 121,299.30 | 109,513.09 | 1,356,839 |
| - | - | - | - | - |
| (1,166.59) | (32.14) | (61.00) | 12,929.14 | 37,625 |
| 155,290.77 | 137,048.38 | 155,960.48 | 156,270.70 | 1,825,943.55 |
| - | - | - | - | - |
| 16,800.99 | 15,491.94 | 17,276.89 | 16,650.40 | 200,305 |
| - | - | - | - | - |
| 65,592.91 | 61,271.72 | 70,695.19 | 60,727.75 | 761,030 |
| - | - | - | - | - |
| 15,009.71 | 14,327.63 | 15,862.87 | 14,972.16 | 134,879 |
| - | - | - | - | - |
| 47,091.53 | 46,370.85 | 49,069.67 | 47,251.02 | 550,542 |
| - | - | - | - | - |
| 4,316.89 | 2,162.52 | 1,587.25 | 3,369.67 | 28,554 |
| - | 364.22 | 203.57 | 134.12 | 702 |
| - | - | - | - | 142 |
| 149.25 | 143.86 | 149.89 | 138.32 | 1,887 |
| 591.80 | - | - | - | 592 |
| 3,338.51 | 3,983.51 | 3,408.37 | 3,693.32 | 55,303 |
| - | - | - | - | - |
| - | - | - | - | - |
| - | - | - | - | - |
| - | - | - | - | - |
| 27,500.00 | 27,500.00 | 27,500.00 | 27,500.00 | 330,000 |
| - | - | - | - | - |
| - | - | - | - | - |
| 4,904.39 | 3,941.66 | 3,827.75 | 4,304.99 | 53,644 |
| 187.82 | 752.30 | 693.08 | 2,166.24 | 16,861 |
| (2,371.13) | (2,393.14) | (2,276.90) | (1,094.43) | (17,226) |
| (79,608.28) | (71,716.58) | (66,159.31) | (80,566.97) | (1,007,102) |
| 28,066.02 | 44,161.60 | 24,398.74 | 4,957.69 | 358,879 |
| 59,381.86 | 60,279.93 | 59,449.66 | 61,024.31 | 660,286 |
| 525.31 | 525.27 | 525.27 | 525.27 | 6,303 |
| - | - | - | - | - |
| 134,192.75 | 134,192.75 | 134,192.75 | (166,113.25) | 1,310,007 |
| 30,287.33 | 24,159.20 | 24,022.21 | 29,986.25 | 311,236 |
| - | - | - | - | - |
| 31,806.75 | 31,806.75 | 31,806.75 | 145,876.10 | 495,750 |
| - | 250.00 | 6,834.75 | - | 7,085 |
| 142,953.81 | 176,150.09 | 166,994.16 | 137,746.00 | 2,066,445 |
| - | - | - | 11,750.00 | 23,375 |
| 19,208.52 | 19,266.24 | 20,460.90 | 19,941.88 | 232,819 |
| 3,413.28 | 3,415.28 | 3,415.28 | 3,417.28 | 39,832 |
| - | - | - | - | - |
| 253.50 | 1,383.01 | 200.00 | 1,002.48 | 5,004 |
| - | 81.95 | - | 13.98 | 572 |
| 4,114.07 | 3,851.62 | - | 3,597.92 | 13,109 |
| - | - | 220.00 | 322.00 | 4,541 |
| - | - | - | - | 868 |
| - | - | 1,488.00 | - | 15,750 |

| | | | | |
|---------------------|---------------------|---------------------|---------------------|----------------------|
| 2,275.00 | 8,842.00 | 11,776.50 | 3,060.37 | 40,641 |
| 22,024.00 | - | - | 8,291.00 | 73,776 |
| 16,020.00 | 16,020.00 | 929.00 | 15,045.00 | 176,174 |
| 8,165.34 | 2,465.12 | 2,944.07 | 4,583.59 | 33,462 |
| 2,193.74 | 2,610.24 | 2,261.24 | 2,216.23 | 28,855 |
| 1,066.67 | 1,270.67 | 966.67 | 1,187.67 | 13,842 |
| 422.45 | 122.14 | 132.06 | (12.06) | 2,616 |
| (1,386.81) | 738.46 | 369.00 | 419.27 | 23,330 |
| 2,725.72 | 1,102.35 | 214.25 | 450.00 | 16,876 |
| - | - | - | - | - |
| - | - | - | - | 1,600 |
| 4,578.50 | 7,300.01 | 3,094.13 | 12,103.05 | 100,960 |
| - | - | - | - | - |
| - | - | - | - | - |
| - | - | - | - | - |
| - | - | - | - | - |
| 615,792.20 | 642,195.17 | 618,533.71 | 400,638.62 | 7,174,105.66 |
| 56,665.63 | 52,867.76 | 56,379.54 | 50,312.17 | 664,470 |
| - | - | - | - | (2,751) |
| - | (3,921.60) | 125.86 | 80.82 | 508 |
| - | - | - | - | - |
| - | - | - | - | - |
| - | - | - | - | - |
| 1,894.79 | (9,876.26) | 1,884.00 | 1,881.07 | 19,932 |
| 3,486.45 | 2,375.54 | 1,824.58 | 2,375.54 | 29,670 |
| 51,615.29 | 65,339.67 | 53,295.82 | 53,681.63 | 631,925 |
| 113,662.16 | 106,785.11 | 113,509.80 | 108,331.23 | 1,343,754.36 |
| 29,295.00 | 21,960.00 | 23,430.00 | (10,984.00) | 254,469 |
| (339,180.00) | (289,426.00) | (316,264.00) | (271,871.00) | (3,865,532) |
| - | - | - | - | - |
| - | - | - | - | - |
| 1,607,670.60 | 1,662,317.07 | 1,600,225.70 | 1,287,314.40 | 18,461,916.97 |
| 517,947.57 | 522,480.05 | 530,193.34 | 579,169.15 | 6,350,263 |
| (849.62) | (849.62) | (849.62) | (849.62) | (10,195) |
| (1,402.52) | (1,402.52) | (1,402.51) | (1,402.52) | (16,830) |
| 515,695.43 | 520,227.91 | 527,941.21 | 576,917.01 | 6,323,236.91 |
| - | - | - | - | - |
| (70,765.67) | (70,796.74) | (70,585.81) | (73,764.09) | (848,722) |
| (70,765.67) | (70,796.74) | (70,585.81) | (73,764.09) | (848,721.68) |
| - | - | - | - | - |
| 13,365.69 | 13,344.18 | 12,217.11 | 12,430.58 | 158,238 |
| 170,487.24 | 170,487.25 | 170,487.24 | 170,487.24 | 2,040,832 |
| 183,852.93 | 183,831.43 | 182,704.35 | 182,917.82 | 2,199,069.71 |
| - | - | - | - | - |
| (5,273.67) | (5,273.67) | (5,273.67) | (5,273.67) | (63,284) |
| - | - | - | - | - |
| - | - | - | - | - |
| - | - | - | - | - |
| - | - | - | - | - |
| 346,805.75 | 346,805.80 | 356,197.88 | 352,556.82 | 4,001,047 |
| 12,630.08 | 11,641.92 | 13,659.18 | 13,587.07 | 150,774 |

| | | | | |
|---------------------|---------------------|---------------------|---------------------|----------------------|
| 51,616.69 | 47,608.57 | 54,756.16 | 54,020.57 | 631,479 |
| 14.06 | 56.72 | 120.25 | 1,364.51 | 6,590 |
| 210.39 | (1,484.67) | 265.83 | 2,556.33 | 24,809 |
| - | - | - | - | 856 |
| - | - | - | 99,913.27 | 100,308 |
| - | - | - | - | 259 |
| 411,276.97 | 404,628.34 | 424,999.30 | 523,998.57 | 4,916,123.53 |
| 151,943.85 | 7,768.24 | 27,747.51 | (864,084.57) | - |
| 60,360.51 | 3,085.97 | 11,022.85 | (343,262.20) | (0) |
| - | - | - | - | - |
| - | - | - | 817,063.00 | 817,063 |
| - | - | - | 244,743.00 | 244,743 |
| - | - | - | - | - |
| - | - | - | - | - |
| (2,753.00) | (2,753.00) | (2,753.00) | (2,753.00) | (33,036) |
| 209,551.36 | 8,101.21 | 36,017.36 | (148,293.77) | 1,028,770.00 |
| 2,852,007.95 | 2,703,035.55 | 2,696,028.44 | 2,343,816.27 | 32,017,111.40 |
| 944,836.20 | 432,192.20 | 404,468.69 | (100,228.09) | 7,819,544.88 |
| - | (17,500.00) | 17,500.00 | - | - |
| - | - | - | - | - |
| - | - | - | - | - |
| - | 17,500.00 | (17,500.00) | - | - |
| - | - | - | - | - |
| - | - | - | - | - |
| - | - | - | - | - |
| 339,409.90 | 401,843.51 | 390,030.36 | 401,533.01 | 4,671,781 |
| 8,456.70 | 10,453.53 | (94,898.59) | 21,933.74 | (61,931) |
| - | - | - | - | - |
| 257,314.92 | 257,314.92 | 257,314.92 | 257,314.92 | 3,090,166 |
| - | - | - | - | - |
| - | - | - | - | - |
| (13,414.09) | (13,414.09) | (13,414.09) | (13,414.09) | (160,503) |
| (50,795.28) | (67,994.82) | (88,713.18) | (105,898.25) | (468,813) |
| - | - | - | - | - |
| 540,972.15 | 588,203.05 | 450,319.42 | 561,469.33 | 7,070,699.74 |
| 403,864.05 | (138,510.85) | (63,350.73) | (661,697.42) | 748,845.14 |
| 1,612,404.14 | 1,473,893.29 | 1,410,542.56 | 748,845.14 | |

| | | | | |
|--------|-----------------------------------|-----------|-----------|------------|
| 921002 | SENIOR MANAGEMENT VEHICLES | - | - | - |
| 921003 | SENIOR MGMT - FUEL PURCHASED | 86.97 | 92.40 | 260.27 |
| 921004 | SENIOR MGMT-VEH REGISTRATION | - | - | - |
| 923000 | OUTSIDE SERVICES | 34,510.31 | 32,232.09 | 28,938.37 |
| 926001 | OFFICER'S LIFE INSURANCE | 525.21 | 525.27 | 525.27 |
| 926500 | MISC EMPLOYEE BENEFITS | 301.25 | 423.75 | 311.25 |
| 926501 | MISC EMPLOYEE BENEFITS-WELLNESS | 1,120.00 | (412.93) | (81.55) |
| 926502 | MISC EMPLOYEE BENEFITS-ACTIVITIES | - | - | - |
| 926505 | EMPLOYEE RELATIONS | - | - | 307.82 |
| 926600 | TUITION REIMBURSEMENTS | 1,050.00 | - | 5,821.00 |
| 926610 | TRAINING EDUCATIONAL SEMINARS | 1,576.92 | 1,240.92 | (3,699.93) |
| 930100 | MEETINGS & CONVENTIONS | 75.00 | 783.81 | 360.00 |
| 930101 | MEMBERSHIPS | 2,101.00 | 2,191.00 | 2,627.24 |
| 930200 | PUBLIC RELATIONS | - | - | 3,015.53 |
| 930300 | MEALS | 150.07 | - | 76.22 |
| 930410 | CHARITABLE CONTRIBUTIONS | - | - | - |

Pennichuck Water Works, Inc.
Accounts Excluded From MOERR
DW 22-032
Twelve Months 12/31/2022

| | | | | | | | |
|-----------|-----------|-----------|-----------|-----------|-----------|-----------|-----------|
| - | 142.22 | - | - | - | - | - | - |
| 229.57 | 111.31 | 190.70 | 175.95 | 158.80 | 149.25 | 143.86 | 149.89 |
| - | - | - | - | - | 591.80 | - | - |
| 38,462.32 | 43,789.82 | 29,996.48 | 26,379.54 | 22,985.74 | 28,066.02 | 44,161.60 | 24,398.74 |
| 525.27 | 525.27 | 525.27 | 525.27 | 525.27 | 525.31 | 525.27 | 525.27 |
| 211.25 | 410.22 | 253.50 | - | 253.50 | 253.50 | 1,383.01 | 200.00 |
| (65.24) | (27.96) | (34.95) | (21.21) | - | - | 81.95 | - |
| 98.54 | - | - | 647.05 | 799.55 | 4,114.07 | 3,851.62 | - |
| - | 24.57 | - | - | 535.83 | - | - | - |
| - | - | 3,191.00 | - | 4,200.00 | - | - | 1,488.00 |
| 1,311.92 | 1,849.38 | 5,675.00 | 4,966.68 | 1,765.81 | 2,275.00 | 8,842.00 | 11,776.50 |
| 1,927.10 | 4,597.07 | 280.00 | 5,402.06 | 1,879.20 | 8,165.34 | 2,465.12 | 2,944.07 |
| 2,618.08 | 2,484.91 | 2,219.07 | 2,463.74 | 2,868.74 | 2,193.74 | 2,610.24 | 2,261.24 |
| 1,071.10 | 19,351.92 | 5,843.15 | - | 2,953.47 | 2,366.44 | 25.20 | 142.44 |
| 323.52 | 232.78 | 357.99 | 599.94 | 211.14 | 422.45 | 122.14 | 132.06 |
| - | - | - | - | - | - | - | - |

Total of Non

Test Year

| | | | 2022 Totals | | |
|---------------------------|-------------------|--|--------------------|------------|--|
| | | | | | |
| - | 142.22 | | | 142.22 | |
| 138.32 | 1,887.29 | | | 1,887.29 | |
| - | 591.80 | | | 591.80 | |
| 4,957.69 | 358,878.72 | | | 358,878.72 | |
| 525.27 | 6,303.22 | | | 6,303.22 | |
| 1,002.48 | 5,003.71 | | | 5,003.71 | |
| 13.98 | 572.09 | | | 572.09 | |
| 3,597.92 | 13,108.75 | | | 13,108.75 | |
| - | 868.22 | | | 868.22 | |
| - | 15,750.00 | | | 15,750.00 | |
| 3,060.37 | 40,640.57 | | | 40,640.57 | |
| 4,583.59 | 33,462.36 | | | 33,462.36 | |
| 2,216.23 | 28,855.23 | | | 28,855.23 | |
| 2,664.19 | 37,433.44 | | | 37,433.44 | |
| (12.06) | 2,616.25 | | | 2,616.25 | |
| - | - | | | - | |
| RSF backed O&M Expenses - | | | | 546,113.87 | |

Assets

Land

| | | | |
|--------|-----|------|--------------------------------|
| 303100 | 001 | 2000 | LAND: POWDER HILL |
| 303150 | 001 | 2000 | LAND - TINKER RD (SANDERSON) |
| 303200 | 001 | 2000 | SOURCE OF SUPPLY & WATER RIGHT |
| 303201 | 001 | 2000 | SOURCE/SUPPLY WATER RIGHTS:BED |
| 303240 | 001 | 2000 | EASEMENTS: ENGLISH WOODS |
| 303250 | 001 | 2000 | EASEMENTS: AUTUMN WOODS |
| 303300 | 001 | 2000 | EASEMENTS |
| 303400 | 001 | 2000 | TRANSMISSION SYSTEM LAND |
| 303500 | 001 | 2000 | DISTRIB RESER & STANDPIPE LAND |
| 303501 | 001 | 2000 | ASHLEY CMNS INTER WATER RIGHTS |
| 303550 | 001 | 2000 | DREW WOODS INTER WATER RIGHTS |
| 303600 | 001 | 2000 | DISTRIB SYS LAND & RIGHTS/WAY |
| 303650 | 001 | 2000 | DIST SYS LAND & RIGHTS:SHGN WD |
| 303700 | 001 | 2000 | GENERAL AND MISCELLANEOUS LAND |

Structures

| | | | |
|--------|-----|------|--------------------------------|
| 304100 | 001 | 2000 | SOURCE OF SUPPLY STRUCTURES |
| 304101 | 001 | 2000 | SOURCE/SUPPLY STRUCT-BON TERR |
| 304102 | 001 | 2000 | S/S STRUCTURES: CIAC |
| 304103 | 001 | 2000 | SOURCE/SUPPLY STRUCTS: AVD |
| 304150 | 001 | 2000 | S/S STRUCTS: MERR RIVER STA |
| 304155 | 001 | 2000 | SOURCE/SUPPLY STRUCTS: AUTUMN |
| 304200 | 001 | 2000 | POWER & PUMPING STRUCTURES |
| 304201 | 001 | 2000 | HEATING SYSTEM |
| 304204 | 001 | 2000 | POWER & PUMP STRUCT:ENG WDS |
| 304210 | 001 | 2000 | STRUCT & IMPROVEMENTS: ROOFING |
| 304250 | 001 | 2000 | S/S STRUCTS:VALLEYFIELD |
| 304265 | 001 | 2000 | POWER & PUMP STRUCT-SOUHEGN WD |
| 304300 | 001 | 2000 | PURIFICATION SYSTEM STRUCTURES |
| 304500 | 001 | 2000 | DISTRIBUTION RESERVOIRS |
| 304550 | 001 | 2000 | BOOSTER STATIONS |
| 304551 | 001 | 2000 | BOOSTER STATIONS: CIAC |
| 304555 | 001 | 2000 | BOOSTER STATIONS: AUTUMN WOODS |
| 304557 | 001 | 2000 | BOOSTER STATIONS - GREAT BAY |
| 304670 | 001 | 2000 | BOOSTER STATIONS: DONALD ST |
| 304700 | 001 | 2000 | GENERAL & MISC STRUCTURES |
| 304701 | 001 | 2000 | NEW OFFICE AT YARD |
| 304750 | 001 | 2000 | WILL STREET EXPANSION |
| 304757 | 001 | 2000 | GEN & MISC STRUCTS:GREENFIELD |
| 304800 | 001 | 2000 | WATER TREATMENT STRUCTURES |
| 304950 | 001 | 2000 | MANCHESTER ST LEASEHOLD IMPRV |
| 304951 | 001 | 2000 | LH IMPROV-HECOPIII FITUP ALLOW |
| 305000 | 001 | 2000 | COLCT & IMPOUNDING RESERVOIRS |
| 305110 | 001 | 2000 | SOURCE/SUPPLY STRUCT: HOLT DAM |
| 305120 | 001 | 2000 | SOURCE/SPPLY STRUCT:BOWERS DAM |
| 305130 | 001 | 2000 | SOURCE/SPPLY STRCT: HARRIS DAM |
| 305140 | 001 | 2000 | SOURCE/SUPPLY STRCT:SUPPLY PND |
| 305145 | 001 | 2000 | SRCE/SPPLY STRCT:URBAN RUNOFF |
| 306000 | 001 | 2000 | LAKE,RIVER, OTHER INTAKES: S/S |

| | | | |
|--------|-----|------|--------------------------------|
| 307100 | 001 | 2000 | WELLS & SPRINGS - PWW |
| 307210 | 001 | 2000 | WELL PUMPS & PIPING |
| 307250 | 001 | 2000 | WELLS & SPRINGS-BADGER HILL |
| 307251 | 001 | 2000 | WELLS & SPRINGS - VALLEYFIELD |
| 308200 | 001 | 2000 | INFILT GALLERIES &TUNNELS: S/S |
| 309200 | 001 | 2000 | SUPPLY MAINS-SOURCE OF SUPPLY |

Equipment

| | | | |
|-----------|-----|------|---------------------------------------|
| 0000:3101 | 001 | 2000 | POWER GENERATION EQUIPMENT |
| 311200 | 001 | 2000 | ELECTRIC PUMPING EQUIPMENT |
| 311201 | 001 | 2000 | ELECTRIC PUMP EQUIP - BON TERR |
| 311202 | 001 | 2000 | ELECTRIC PUMP EQUIP: MERR RIV |
| 311203 | 001 | 2000 | ELECTRIC PUMP EQUIP: TAYLOR FL |
| 311205 | 001 | 2000 | ELECTRIC PUMPING EQUIP: AUTUMN |
| 311207 | 001 | 2000 | ELECTRIC PUMP EQUIP: GREAT BAY |
| 311210 | 001 | 2000 | ELECTRIC PUMPING EQUIP: PUMPS |
| 311220 | 001 | 2000 | ELECTRIC PUMPING EQUIP: METERS |
| 311230 | 001 | 2000 | ELECTRIC PUMPING EQUIP-CHEMICAL PUMPS |
| 311250 | 001 | 2000 | ELEC PUMPING EQUIP-VALLEYFIELD |
| 311265 | 001 | 2000 | ELEC PUMP EQUIP - SOUHEGAN WDS |
| 311300 | 001 | 2000 | DIESEL PUMPING EQUIPMENT |
| 311400 | 001 | 2000 | HYDRAULIC PUMPING EQUIPMENT |
| 311500 | 001 | 2000 | NATURAL GAS PUMPING EQUIPMENT |
| 311600 | 001 | 2000 | OTHER POWER PUMPING EQUIPMENT |
| 311603 | 001 | 2000 | OTHER PWR & PUMP EQUIP-POWDER |
| 311605 | 001 | 2000 | OTHER PWR & PUMP EQUIP-AUTUMN |
| 311607 | 001 | 2000 | OTHER PWR & PUMP EQUIP-GRT BAY |
| 320000 | 001 | 2000 | PURIFICATION SYSTEM EQUIPMENT |
| 320005 | 001 | 2000 | PURIFICATION SYS EQUIP-AUTUMN |
| 320006 | 001 | 2000 | PURIF SYS EQUIP-SOUHEGAN WOODS |
| 320007 | 001 | 2000 | PURIFICATION SYS EQUIP-BT |
| 320008 | 001 | 2000 | PURIF SYS EQUIP: SWEET HILL |
| 320017 | 001 | 2000 | PURIFICATION EQUIP: GREAT BAY |
| 320100 | 001 | 2000 | OTHER PRODUCTION EQUIPMENT |
| 320101 | 001 | 2000 | OTHER PRODUCTION EQUIP: CIAC |
| 320105 | 001 | 2000 | OTHER PROD EQUIP: AUTUMN WOODS |
| 320200 | 001 | 2000 | WATER TREATMENT EQUIPMENT |
| 320250 | 001 | 2000 | PURIF SYS EQUIP-VALLEYFIELD |
| 320310 | 001 | 2000 | WATER TREATMENT: FILTER MEDIA |
| 320360 | 001 | 2000 | OTHER PROD EQUIP: CABOT PRES |

Transmission & Distribution

| | | | |
|--------|-----|------|--------------------------------|
| 114100 | 001 | 2000 | AQUISITION ADJ - BON TERRAIN |
| 114101 | 001 | 2000 | ACQUISITION ADJ-SOUHEGAN WOODS |
| 115101 | 001 | 2000 | ACCUM AMORT:SOUHEGN WD ACQ ADJ |
| 115102 | 001 | 2000 | ACCUM AMORT: BON TERR ACQ ADJ |
| 330160 | 001 | 2000 | DISTRIBUTION RES: SHAKESPEARE |
| 330165 | 001 | 2000 | DISTRIBUTION RES: FIFIELD TANK |
| 330170 | 001 | 2000 | DISTRIBUTION RES: POWDER HILL |
| 330171 | 001 | 2000 | DISTRIBUTION RES: GREAT BAY |
| 330174 | 001 | 2000 | DISTRIBUTION RES: ENGLISH WOOD |
| 330500 | 001 | 2000 | DISTRIBUTION RESERVIORS |
| 331000 | 001 | 2000 | PAVEMENTS - GENERAL |
| 331001 | 001 | 2000 | PAVEMENTS - TRANS MAINS |
| 331002 | 001 | 2000 | PAVEMENTS - DIST MAINS |
| 331003 | 001 | 2000 | PAVEMENTS - GATE VALVES |

| | | | |
|--------|-----|------|--------------------------------|
| 331100 | 001 | 2000 | TRANSMISSION MAINS |
| 331101 | 001 | 2000 | TRANS & DIST MAINS - BON TERRN |
| 331102 | 001 | 2000 | T&D MAINS:DEV INST:BON TERRAIN |
| 331150 | 001 | 2000 | TRANS MAINS: DEVELOPER INSTALL |
| 331165 | 001 | 2000 | TRANS MAINS - SOUHEGAN WOODS |
| 331200 | 001 | 2000 | DISTRIBUTION MAINS - NEW |
| 331201 | 001 | 2000 | DISTRIBUTION SYSTEM EQUIPMENT |
| 331204 | 001 | 2000 | DISTRIBUTION MAINS: ENG WOODS |
| 331205 | 001 | 2000 | DISTRIBUTION MAINS: AUTUMN |
| 331206 | 001 | 2000 | DIST MAINS: SOUHEGAN WOODS |
| 331220 | 001 | 2000 | DIST MAINS IN LITTLE PND |
| 331250 | 001 | 2000 | DIST MAINS: GATE VALVES |
| 331251 | 001 | 2000 | GATES: 4" & UNDER - CORE |
| 331252 | 001 | 2000 | GATES: 4" & UNDER - COMM SYS |
| 331253 | 001 | 2000 | GATES: 6" & LARGER - CORE |
| 331254 | 001 | 2000 | GATES: 6" & LARGER - COMM SYS |
| 331256 | 001 | 2000 | DIST MAINS:GATE VALVES-DUNLAP |
| 331257 | 001 | 2000 | DIST MAINS:VALLEYFIELD |
| 331300 | 001 | 2000 | DIST MAINS: DEVELOPER INSTALL |
| 331305 | 001 | 2000 | DEV INST:DIST MAINS-LTLE POND |
| 331350 | 001 | 2000 | DIST MAINS: TAYLOR FALLS |
| 331360 | 001 | 2000 | DIST MAINS: CABOT PRESERVE |
| 331770 | 001 | 2000 | DISTRIBUTION MAINS - GREAT BAY |
| 333004 | 001 | 2000 | PAVEMENTS: SERVICES |
| 333100 | 001 | 2000 | NEW SERVICES |
| 333101 | 001 | 2000 | NEW SERVICES - BON TERRAIN |
| 333102 | 001 | 2000 | NEW SERV:DEV INSTALL:BON TERR |
| 333120 | 001 | 2000 | NEW SERVICES - POWDER HILL |
| 333122 | 001 | 2000 | NEW SERVICES - LITTLE POND |
| 333140 | 001 | 2000 | NEW SERVICES - ENGLISH WOODS |
| 333150 | 001 | 2000 | NEW SERVICES-VALLEYFIELD |
| 333165 | 001 | 2000 | NEW SERVICES - SOUHEGAN WOODS |
| 333200 | 001 | 2000 | RENEWED SERVICES |
| 333230 | 001 | 2000 | DEVELOPER INSTALLED SERV: CIAC |
| 333250 | 001 | 2000 | DEVELOPER INSTALLED SERV: PAID |
| 334000 | 001 | 2000 | METERING EQUIPMENT |
| 334001 | 001 | 2000 | NEW METERS - BON TERRAIN |
| 334100 | 001 | 2000 | RADIOS FOR METERING |
| 334220 | 001 | 2000 | NEW METERS - LITTLE POND |
| 334250 | 001 | 2000 | NEW METERS: BADGER HILL |
| 334360 | 001 | 2000 | NEW METERS - CABOT PRESERVE |
| 334370 | 001 | 2000 | NEW METERS: VALLEYFIELD |
| 334400 | 001 | 2000 | NEW METERS - ENGLISH WOODS |
| 334450 | 001 | 2000 | NEW METERS - BARTLETT COMMONS |
| 334500 | 001 | 2000 | NEW METERS - AUTUMN WOODS |
| 334570 | 001 | 2000 | NEW METERS: GREENFIELD FARMS |
| 334600 | 001 | 2000 | NEW METERS - DUNLAP WOODS |
| 334650 | 001 | 2000 | NEW METERS - SOUHEGAN WOODS |
| 334770 | 001 | 2000 | NEW METERS-GREAT BAY |
| 334890 | 001 | 2000 | NEW METERS: SWEET HILL |
| 334900 | 001 | 2000 | NEW METERS - ATHERTON COMMONS |
| 334920 | 001 | 2000 | NEW METERS: LAUREL WOODS |
| 334950 | 001 | 2000 | CONSTRUCTION METERS |
| 335000 | 001 | 2000 | FIRE PROT EQUIP: HYDRANTS |
| 335001 | 001 | 2000 | NEW HYDRANTS - BON TERRAIN |
| 335002 | 001 | 2000 | HYDRANTS:DEV INSTALL: BON TERR |

| | | | |
|--------|-----|------|---------------------------------|
| 335005 | 001 | 2000 | PAVEMENTS: HYDRANTS |
| 335100 | 001 | 2000 | HYDRANTS: CIAC |
| 335200 | 001 | 2000 | NEW HYDRANTS: POWDER HILL |
| 335205 | 001 | 2000 | FIRE PROTECTION: AUTUMN |
| 335220 | 001 | 2000 | NEW HYDRANTS - LITTLE POND |
| 335650 | 001 | 2000 | NEW HYDRANTS - SOUHEGAN WOODS |
| 339000 | 001 | 2000 | OTHER TRANS/DIST EQUIPMENT |
| 339100 | 001 | 2000 | OTHER PLANT&MISC EQ-INTANGIBLE |
| 339200 | 001 | 2000 | OTHER PLANT & MISC EQ-S/S PUMP |
| 339300 | 001 | 2000 | OTHER PLANT & MISC EQUIP -WTP |
| 339360 | 001 | 2000 | OTHER TRANS/DIST EQUIP: CABOT |
| 339500 | 001 | 2000 | OTHER TRANS/DIST EQUIP: AUTUMN |
| 339650 | 001 | 2000 | OTHER TRANS/DIST EQUIP: SOUHEG |
| 339770 | 001 | 2000 | OTHER TRANS/DIST EQUIP: GRT BAY |

Miscellaneous Equipment

| | | | |
|--------|-----|------|--------------------------------|
| 340100 | 001 | 2000 | OFFICE EQUIPMENT |
| 341000 | 001 | 2000 | TRANSPORTATION EQUIPMENT |
| 343000 | 001 | 2000 | SHOP EQUIPMENT |
| 343001 | 001 | 2000 | SHOP EQUIP: BON TERRAIN |
| 344000 | 001 | 2000 | LABORATORY EQUIPMENT |
| 345000 | 001 | 2000 | POWER OPERATED EQUIPMENT |
| 346000 | 001 | 2000 | COMMUNICATION EQUIPMENT |
| 346250 | 001 | 2000 | COMMUNICATION EQUIP: BADGER HL |
| 346500 | 001 | 2000 | COMMUNICATION EQUIP: AUTUMN WD |
| 346650 | 001 | 2000 | COMMUNICATION EQUIP-SOUHEGN WD |
| 346770 | 001 | 2000 | COMMUNICATION EQUIP: GREAT BAY |
| 347110 | 001 | 2000 | COMPUTER EQUIP-HRDWARE/SFTWARE |
| 348000 | 001 | 2000 | MISCELLANEOUS GENERAL EQUIP |
| 348001 | 001 | 2000 | MISC GENERAL EQUIP - BON TERR |

Intangible Plant

| | | | |
|--------|-----|------|-----------------------|
| 301000 | 001 | 2000 | ORGANIZATION EXPENSE |
| 302000 | 001 | 2000 | FRANCHISES & CONSENTS |

Total Plant in Service

Accumulated Depreciation

| | | | |
|--------|-----|------|-------------------------------|
| 108000 | 001 | 2000 | ACCUMULATED DEPRECIATION |
| 108001 | 001 | 2000 | ACCUM DEPREC: COST OF REMOVAL |
| 108002 | 001 | 2000 | ACCUMULATED DEPREC: GAIN/LOSS |
| 108100 | 001 | 2000 | THEORETICAL DEP RESEVE-2007 |

Net Plant in Service

Construction Work in Progress

| | | | |
|--------|-----|------|-------------------------------|
| 105111 | 001 | 2000 | CWIP: LABOR CLEARING |
| 105222 | 001 | 2000 | CWIP: CONTRACTOR CLEARING |
| 105333 | 001 | 2000 | CWIP: WTP EVAL & CAPITAL PLAN |
| 105444 | 001 | 2000 | CWIP: OPERATIONS BUILDING |

Total Plant

Current Assets

Cash

| | | | |
|-----------|-----|------|--|
| 0110:1311 | 001 | 2000 | PETTY CASH: WTP |
| 131111 | 001 | 2000 | PETTY CASH: OPERATIONS |
| 131112 | 001 | 2000 | PETTY CASH: OFFICE |
| 131115 | 001 | 2000 | PETTY CASH : ENGINEERING |
| 131125 | 001 | 2000 | CASH-PAYROLL RBS CITIZENS BANK |
| 131120 | 001 | 2000 | CASH-BANK OF AMERICA: PWW |
| 131140 | 001 | 2000 | CASH - TD BANK |
| 131230 | 001 | 2000 | CASH PAYROLL - TD BANK |
| 131350 | 001 | 2000 | RESTRICTED CASH - RSF TD BANK |
| 131360 | 001 | 2000 | RESTRICTED CASH - 2014 BOND PROJECT FUND |
| 131361 | 001 | 2000 | RESTRICTED CASH - BOND REFUND ESCROW FUND |
| 131370 | 001 | 2000 | RESTRICTED CASH - 2015 BOND PROJECT FUND |
| 131371 | 001 | 2000 | RESTRICTED CASH - 2015 BOND FUND ESCROW FUND |
| 131375 | 001 | 2000 | DSRR 1.0 RSF |
| 131380 | 001 | 2000 | MOERR RSF |
| 131385 | 001 | 2000 | MOERR |
| 131390 | 001 | 2000 | DSRR 1.0 |
| 131372 | 001 | 2000 | RESTRICTED CASH-2018 BOND PROJECT FUND |
| 131373 | 001 | 2000 | RESTRICTED CASH-2019 BOND PROJECT FUND |
| 131374 | 001 | 2000 | RESTRICTED CASH-2020 BOND PROJECT FUND |
| 131376 | 001 | 2000 | RESTRICTED CASH-2020C BOND PROJECT FUND |
| 131377 | 001 | 2000 | RESTRICTED CASH-2021 BOND PROJECT FUND |
| 131378 | 001 | 2000 | RESTRICTED CASH-2022 BOND PROJECT FUND |
| 135100 | 001 | 2000 | INVESTMENTS-BOND PROJECT FUND |
| 131395 | 001 | 2000 | DSRR 0.1 |
| 171360 | 001 | 2000 | ACCRUED INTEREST INCOME-2014 BOND PROJ FUND |
| 171370 | 001 | 2000 | ACCRUED INTEREST INCOME-2015 BOND PROJ FUND |
| 181360 | 001 | 2000 | DISCOUNT ON BONDS-2014 BOND PROJ FUND |
| 181370 | 001 | 2000 | DISCOUNT ON BONDS-2015 BOND PROJ FUND |
| 131300 | 001 | 2000 | RESTRICTED CASH - RSF |
| 131200 | 001 | 2000 | CASH-PAYROLL |

Accounts Receivable, Net

| | | | |
|--------|-----|------|--------------------------------|
| 141000 | 001 | 2000 | A/R: BILLED WATER REVENUE |
| 141150 | 001 | 2000 | A/R: BILLED WATER REVENUE |
| 141350 | 001 | 2000 | A/R: MVD REMOVAL GRANTS |
| 141100 | 001 | 2000 | |
| 141400 | 001 | 2000 | A/R: MISCELLANEOUS |
| 141450 | 001 | 2000 | A/R: MISC COMPUTERS |
| 142200 | 001 | 2000 | A/R: JOBBING |
| 143901 | 001 | 2000 | ALLOW FOR DOUBTFUL ACCTS-WATER |
| 143902 | 001 | 2000 | ALLOW FOR DOUBTFUL ACCTS-JOBNG |

Unbilled Revenue

| | | | |
|--------|-----|------|--|
| 173150 | 001 | 2000 | A/R: UNBILLED WATER REV-QRTLTY |
| 173151 | 001 | 2000 | A/R: UNBILLED WATER REV-MONTH |
| 173152 | 001 | 2000 | A/R: UNBLLD REVENUE-RECOUPMENT |
| 173153 | 001 | 2000 | A/R UNBILLED:RECOUP STEP INCR |
| 173154 | 001 | 2000 | A/R UNBILLED:RECOUP -2020 |
| 173155 | 001 | 2000 | A/R QCPAC UNBILLED RECOUPMENT - 2021 |
| 173156 | 001 | 2000 | A/R UNBILLED RECOUPMENT: MISCELLANEOUS |

Inventory & Supplies

| | | | |
|--------|-----|------|-----------------------------|
| 151100 | 001 | 2000 | INVENTORY: PIPES & FITTINGS |
|--------|-----|------|-----------------------------|

| | | | |
|--------|-----|------|--------------------------------|
| 151101 | 001 | 2000 | INVENTORY: NEW METERS |
| 151150 | 001 | 2000 | INVENTORY: MISC T & D |
| 151200 | 001 | 2000 | INVENTORY: WTP SPARE PARTS |
| 151201 | 001 | 2000 | INVENTORY: WTP CHEMICALS |
| 151250 | 001 | 2000 | INVENTORY: FLEET/VEHICLES |
| 151300 | 001 | 2000 | INVENTORY:BACKUP GENERAT FUEL |
| 151600 | 001 | 2000 | INV: CUSTOMER HANDBOOK/FOLDER |
| 151615 | 001 | 2000 | INV: CUSTOMER BROCHURE/INSERTS |
| 151625 | 001 | 2000 | INVENTORY: CUST CONSERVATION |
| 151650 | 001 | 2000 | INVENTORY: BILLING & ACCTING |
| 151700 | 001 | 2000 | INVENTORY: POCKET FOLDERS |
| 151725 | 001 | 2000 | INVENTORY:EDUCATIONAL SUPPLIES |
| 151730 | 001 | 2000 | INVENTORY: CCR'S |
| 184200 | 001 | 2000 | INVENTORY-WIP |

Prepaid Expenses & Other

| | | | |
|--------|-----|------|--------------------------------|
| 162100 | 001 | 2000 | PREPAID INSURANCE |
| 162150 | 001 | 2000 | PREPAID COMPUTER CLASSES |
| 162200 | 001 | 2000 | PREPAID COMPUTER MAINTENANCE |
| 163310 | 001 | 2000 | PREPAID PROPERTY TAXES |
| 162350 | 001 | 2000 | PREPAID OFFICE EQUIPMENT |
| 162400 | 001 | 2000 | CLEARING ACCOUNT (DO NOT USE) |
| 162450 | 001 | 2000 | PREPAID HECOP III OFFICE LEASE |
| 162500 | 001 | 2000 | PREPAID POSTAGE |
| 162700 | 001 | 2000 | PREPAID EXPENSES |
| 162300 | 001 | 2000 | PREPAID TAXES |
| 162310 | 001 | 2000 | PREPAID PROPERTY TAXES |
| 184100 | 001 | 2000 | CLEARING ACCOUNT |

| | | | |
|--------|-----|------|---------------------------|
| 233300 | 001 | 2000 | INTERCO PAY/REC: PWW/PCP |
| 233400 | 001 | 2000 | INTERCO PAY/REC: PWW/TSC |
| 233500 | 001 | 2000 | INTERCO PAY/REC: PWW/PWS |
| 233600 | 001 | 2000 | INTERCO PAY/REC: PWW/PAC |
| 233650 | 001 | 2000 | INTERCO LOAN PWW/PAC: RSF |
| 233700 | 001 | 2000 | INTERCO PAY/REC: PWW/PEU |

Total Current Assets

Other Assets

Abandoned Property

| | | | |
|--------|-----|------|--------------------------------|
| 182110 | 001 | 2000 | ABAND PROP:CABOT PRESERVE WELL |
| 182120 | 001 | 2000 | ABAND PROP: DUNLAP WOODS WELLS |
| 182300 | 001 | 2000 | SERV ABAND: BRIDGE/SANDERS ST |
| 182500 | 001 | 2000 | MAIN ABANDONMENT: CUSHING AVE |

Other Deferred Charges

| | | | |
|--------|-----|------|-----------------------------|
| 186100 | 001 | 2000 | ACQUISITION PREMIUM - MARA |
| 186120 | 001 | 2000 | FIFIELD TANK INSPECTION |
| 186126 | 001 | 2000 | MAST ROAD RAILROAD CROSSING |
| 186130 | 001 | 2000 | SERGEANT WOODS - NEWTON NH |
| 186136 | 001 | 2000 | WATER ST OFFICE RELOCATION |
| 186140 | 001 | 2000 | SARBANES-OXLEY |
| 186145 | 001 | 2000 | 2ND STEP DEFERRED EXPENSE |
| 186150 | 001 | 2000 | BOND DEFEASANCE PREMIUM |

| | | | |
|--------|-----|------|--|
| 186155 | 001 | 2000 | NORTHWEST PRESSURE SYSTEM ANALYSIS |
| 186160 | 001 | 2000 | DISTRIBUTION SYSTEM ANALYSIS - HUDSON |
| 186165 | 001 | 2000 | PWW RRA-ERP 2021 |
| 186172 | 001 | 2000 | MERRIMACK INTERCONNECT STUDY |
| 186173 | 001 | 2000 | BERKELY/SWART TERRACE STUDY |
| 186175 | 001 | 2000 | CROSS CONNECTION SURVEY-NASHUA |
| 186180 | 001 | 2000 | PWW TRADEMARK |
| 186202 | 001 | 2000 | UNION NEGOTIATIONS - 2002 |
| 186203 | 001 | 2000 | UNION NEGOTIATIONS - 2006-2007 |
| 186204 | 001 | 2000 | UNION NEGOTIATIONS - 2010 |
| 186205 | 001 | 2000 | UNION NEGOTIATIONS - 2013 |
| 186206 | 001 | 2000 | UNION NEGOTIATIONS - 2015 |
| 186207 | 001 | 2000 | UNION NEGOTIATIONS - 2017 |
| 186208 | 001 | 2000 | UNION NEGOTIATIONS - 2021 |
| 186210 | 001 | 2000 | TYNGSBORO WHOLESALE AGREEMENT |
| 186215 | 001 | 2000 | PWW/PEU-COST OF SERVICE STUDY |
| 186220 | 001 | 2000 | COST OF SERVICE STUDY 2001 |
| 186225 | 001 | 2000 | EMPLOYEE RECRUITOR FEES |
| 186230 | 001 | 2000 | SYNERGEN TRAINING - 2007 |
| 186233 | 001 | 2000 | WILL STREET RENOVATIONS 2006 |
| 186235 | 001 | 2000 | RATE CASE: 2008 |
| 186240 | 001 | 2000 | RATE CASE - 2006 |
| 186241 | 001 | 2000 | 2010 DEFERRED RATE CASE EXP |
| 186242 | 001 | 2000 | RATE CASE EXPENSE: 2012 |
| 186243 | 001 | 2000 | RATE CASE EXPENSE: 2015 |
| 186244 | 001 | 2000 | RATE CASE EXPENSE: 2018 |
| 186245 | 001 | 2000 | DEFERRED ASSET - SERP |
| 186246 | 001 | 2000 | RATE CASE - 2021 |
| 186250 | 001 | 2000 | ADULT LEARNCTR-NASHUA LAW SUIT |
| 186255 | 001 | 2000 | MERRIMACK VILLAGE DAM |
| 186256 | 001 | 2000 | MERRIMACK VILLAGE DAM:PHASE II |
| 186257 | 001 | 2000 | MERRIMACK VILLAGE DAM DEOMOLIT |
| 186260 | 001 | 2000 | NASHUA AERIAL PHOTOGRAPHY PROJ |
| 186270 | 001 | 2000 | STUDY: BROOK DAMS ACTION PLAN |
| 186275 | 001 | 2000 | 2007 CELL TOWER LEASE SALE |
| 186300 | 001 | 2000 | HI-LO WELL #4 REDEVELOP 2010 |
| 186320 | 001 | 2000 | TARIFF FILING: SYS UPGRADE FEE |
| 186325 | 001 | 2000 | RATE CASE EXPENSE: 2004 |
| 186330 | 001 | 2000 | PENNICHUCK POND AQUIFER STUDY |
| 186335 | 001 | 2000 | WATERSHED PROTECTION VIDEOS-PENN BROOK |
| 186420 | 001 | 2000 | WATERSHED STUDY |
| 186421 | 001 | 2000 | RESERVOIR STORAGE & SEDIMENT MONITORING |
| 186425 | 001 | 2000 | NRPC - MUTUAL AID STUDY |
| 186430 | 001 | 2000 | CATCH BASIN MARKING 2004 |
| 186450 | 001 | 2000 | PENNICHUCK BROOK WATERSHED STY |
| 186451 | 001 | 2000 | WATERSHED GRDWTR MONT:PENN BRK |
| 186452 | 001 | 2000 | WATERSHED SCHOOL EDUCATION |
| 186453 | 001 | 2000 | PENNICHUCK BROOK SAEF YIELD EVALUATION |
| 186454 | 001 | 2000 | SOURCE WATER PROTECTION STUDY |
| 186455 | 001 | 2000 | HARRIS POND BATHYMETRIC SURVEY |
| 186456 | 001 | 2000 | HARRIS & BOWERS POND VEGETATION ASSESSMENT |
| 186457 | 001 | 2000 | INFILL & DREDGING FEAS STUDY: HARRIS/BOWERS/TINKER |
| 186458 | 001 | 2000 | HARRIS POND DAM LOD & STUDY |
| 186459 | 001 | 2000 | SUPPLY POND DAM LOD & STUDY |
| 186460 | 001 | 2000 | STUMP PD WATRSHD:COMM BAS EDUC |
| 186461 | 001 | 2000 | STUMP PD STORMWATER BMP |

| | | | |
|--------|-----|------|--|
| 186465 | 001 | 2000 | STORMWATER BMP RETROFIT EVAL |
| 186466 | 001 | 2000 | STORMWATER BMP OUTREACH |
| 186470 | 001 | 2000 | TOWN OF MILFORD-WATERSHED STDY |
| 186475 | 001 | 2000 | UPPER MERRIMACK WTRSHED STUDY |
| 186480 | 001 | 2000 | FACILIT STUDY:NASHUA/MERRIMACK |
| 186485 | 001 | 2000 | WATERSHED MONITOR-SEDIMENT DEP |
| 186490 | 001 | 2000 | WATERSHED-ROOF LEADER EDUCAT |
| 186500 | 001 | 2000 | WATERSHED:BMP RETROFIT EVAL |
| 186510 | 001 | 2000 | WATERSHED RESTORATION PLAN |
| 186520 | 001 | 2000 | FEAS STUDY-STSWEEP/CATCH BASIN |
| 186530 | 001 | 2000 | K-M NATURAL GAS STUDY |
| 186550 | 001 | 2000 | OSHA COMPLIANCE |
| 186560 | 001 | 2000 | ENGINEERING STUDY - CHEMICAL FEED AT WTP |
| 186600 | 001 | 2000 | ASSET MANAGEMENT ASSESS STUDY |
| 186610 | 001 | 2000 | RISK ASSESSMENT & EMERG PLAN |
| 186650 | 001 | 2000 | EMINENT DOMAIN COSTS |
| 186670 | 001 | 2000 | PENNICHUCK BROOK WATERSHED WEB |
| 186671 | 001 | 2000 | PENNICHUCK BROOK PONDS AERIAL |
| 186675 | 001 | 2000 | WEB SITE UPGRADE 2006 |
| 186680 | 001 | 2000 | WEB-SITE UPGRADE 2012 |
| 186690 | 001 | 2000 | CWS PHASE II & V WAIVER |
| 186700 | 001 | 2000 | ONGOING WATERSHED STUDY 00-04 |
| 186710 | 001 | 2000 | WATERSHED PROTECT STUDY - 2005 |
| 186720 | 001 | 2000 | COMPENSATION STUDY 2004 |
| 186730 | 001 | 2000 | COMPENSATION STUDY: 2008 |
| 186770 | 001 | 2000 | WTP SLUDGE TANK CLEANING 2015 |
| 186775 | 001 | 2000 | WTP SLUDGE TANK CLEANING 2005 |
| 186780 | 001 | 2000 | PWW BOND APPLICATION FEE |
| 186790 | 001 | 2000 | LINE OF CREDIT TD BANK |
| 186860 | 001 | 2000 | MSDC EXP - BEDFORD/POWDER HILL |
| 186861 | 001 | 2000 | MSDC EXP - MANCHESTER WATER WORKS |
| 186863 | 001 | 2000 | DEPRECIATION STUDY - 2006 |
| 186865 | 001 | 2000 | DEPRECIATION STUDY 2007 |
| 186870 | 001 | 2000 | COST OF REMOVAL ANALYSIS-2007 |
| 186901 | 001 | 2000 | MILFORD: MASON DR FEASIBILITY |
| 186910 | 001 | 2000 | FILTRATION MEDIA STUDY 2001 |
| 186950 | 001 | 2000 | DEFERRED ASSET: PENSION |
| 186955 | 001 | 2000 | DEFERRED ASSET:POST 65 HEALTH |
| 186960 | 001 | 2000 | DEF ASSET:EARLY RETIRE HEALTH |
| 186998 | 001 | 2000 | EMINENT DOMAIN ALLOWANCE |
| 183000 | 001 | 2000 | DEFERRED TAX ASSET |
| 183001 | 001 | 2000 | GROSS-UP TO REG ASSET AFUDC |
| 183100 | 001 | 2000 | PRELIM SURVEY/INVESTIGATE CHR |
| 162900 | 001 | 2000 | DEFERRED ASSET - PENSION |
| 162905 | 001 | 2000 | DEFERRED ASSET-POST 65 HEALTH |
| 162915 | 001 | 2000 | DEFR ASSET:EARLY RETIRE HEALTH |
| 181000 | 001 | 2000 | UNAMORTIZED DEBT EXPENSE |
| 181100 | 001 | 2000 | UNAMORT DEBT EXPENSE: OID |
| 174100 | 001 | 2000 | RIGHT OF USE: 25 WALNUT STREET |

Total Other Assets

Total Assets

Equity and Liabilities

Shareholder's Equity

| | | | |
|--------|-----|------|----------------------------|
| 201100 | 001 | 2000 | COMMON STOCK |
| 211000 | 001 | 2000 | ADDITIONAL PAID IN CAPITAL |
| 219100 | 001 | 2000 | OTHER COMPREHENSIVE INCOME |
| 438000 | 001 | 2100 | DIVIDENDS: COMMON STOCK |

Retained Earnings

| | | | |
|--------|-----|------|-----------------------------|
| 215500 | 001 | 2000 | RETAINED EARNINGS BEG - PWW |
|--------|-----|------|-----------------------------|

Net Profit or Loss

Total Equity

Total Long Term Debt

| | | | |
|--------|-----|------|---------------------------------------|
| 221000 | 001 | 2000 | LONG TERM DEBT: BONDS & NOTES |
| 221001 | 001 | 2000 | LTD: PAYCHECK PROTECTION PROGRAM LOAN |
| 221002 | 001 | 2000 | LONG TERM DEBT-SRF/HUBBARD |
| 221003 | 001 | 2000 | LONG TERM DEBT: TWIN RIDGE SRF |
| 221005 | 001 | 2000 | SRF LOAN CONTRACT #4 |
| 221006 | 001 | 2000 | LTD - SRF/ASHLEY COMMONS |
| 221007 | 001 | 2000 | LTD - SRF/FRENCH HILL |
| 221008 | 001 | 2000 | LTD: SRF/ARMORY-SOUTH NASHUA |
| 221009 | 001 | 2000 | LTD: SRF/GLEN RIDGE |
| 221010 | 001 | 2000 | LTD: SRF/DREW WOODS |
| 221011 | 001 | 2000 | LTD: AULI |
| 221012 | 001 | 2000 | LTD: 1997 BFANH |
| 221013 | 001 | 2000 | LTD: 2005A BONDS |
| 221014 | 001 | 2000 | LTD: 2005B BONDS |
| 221015 | 001 | 2000 | LTD: 2005C BONDS |
| 221016 | 001 | 2000 | LTD: SERIES A BONDS |
| 221017 | 001 | 2000 | LTD: SERIES BC-3 BONDS |
| 221018 | 001 | 2000 | LTD: SERIES BC-4 BONDS |
| 221019 | 001 | 2000 | LTD: CROSS ST-AMHERST |
| 221020 | 001 | 2000 | LTD: BOSTON POST RD-AMHERST |
| 221021 | 001 | 2000 | LTD: BURKE STREET |
| 221022 | 001 | 2000 | LTD: 2014A BONDS |
| 221023 | 001 | 2000 | LTD: 2014B BONDS |
| 221024 | 001 | 2000 | LTD: SRF/TIMBERLINE BOOSTER STATION |
| 221025 | 001 | 2000 | LTD: SRF/RAW WATER TRANSMISSION |
| 221026 | 001 | 2000 | LTD: SERIES 2015A BONDS |
| 221027 | 001 | 2000 | LTD: SERIES 2015B BONDS |
| 221028 | 001 | 2000 | LTD:SRF NASHUA CORE-AMHERST ST |
| 221029 | 001 | 2000 | LTD:SERIES 2018A BONDS |
| 221030 | 001 | 2000 | LTD:SERIES 2018B BONDS |
| 221031 | 001 | 2000 | LTD:SERIES 2019A BONDS |
| 221032 | 001 | 2000 | LTD:SERIES 2019B BONDS |
| 221033 | 001 | 2000 | LTD: DWGTF 3.375M LOAN |
| 221034 | 001 | 2000 | LTD: DWGTF/MERRIMACK INTAKE 5.5M |
| 221035 | 001 | 2000 | LTD:SERIES 2020A BONDS |
| 221036 | 001 | 2000 | LTD:SERIES 2020B BONDS |
| 221037 | 001 | 2000 | LTD:SERIES 2020C BONDS |
| 221038 | 001 | 2000 | LTD:SERIES 2021A BONDS |

| | | | |
|--------|-----|------|--------------------------------|
| 221039 | 001 | 2000 | LTD:SERIES 2021B BONDS |
| 221040 | 001 | 2000 | LTD:SERIES 2022B BONDS |
| 221041 | 001 | 2000 | LTD:SERIES 2022B BONDS |
| 221056 | 001 | 2000 | FORGIVABLE DEBT: ASHLEY COMMON |
| 221057 | 001 | 2000 | FORGIVABLE DEBT: FRENCH HILL |
| 221058 | 001 | 2000 | FORGIVABLE DEBT:ARMORY-NASHUA |
| 221059 | 001 | 2000 | FORGIVABLE DEBT: GLEN RIDGE |
| 221060 | 001 | 2000 | FORGIVABLE DEBT: AMHERST ST |
| 221200 | 001 | 2000 | ORIGINAL ISSUE DISCOUNT |

Long Term Debt

Current Liabilities

| | | | |
|--------|-----|------|--|
| 232100 | 001 | 2000 | FIXED ASSET LINE OF CREDIT |
| 221100 | 001 | 2000 | CURRENT PORTION LONG TERM DEBT |
| 221101 | 001 | 2000 | STD: PAYCHECK PROTECTION PROGRAM LOAN |
| 221102 | 001 | 2000 | CURRENT PORTION LTD:HUBBARD |
| 221105 | 001 | 2000 | CURRENT PORTION LTD:CONT #4 |
| 221106 | 001 | 2000 | CURR PORTION LTD: ASHLEY COMM |
| 221107 | 001 | 2000 | CURR PORTION LTD:FRENCH HILL |
| 221108 | 001 | 2000 | CURRENT PORTION LTD: ARMORY |
| 221109 | 001 | 2000 | CURRENT PORTION LTD:GLEN RIDGE |
| 221110 | 001 | 2000 | CURRENT PORTION LTD:DREW WOODS |
| 221111 | 001 | 2000 | CURRENT PORTION LTD: AULI |
| 221112 | 001 | 2000 | CURRENT PORTION LTD:1997 BFANH |
| 221121 | 001 | 2000 | CURRENT PORTION LTD: NASHUA CORE-2014 |
| 221122 | 001 | 2000 | CURRENT PORTION LTD:2014A |
| 221123 | 001 | 2000 | CURRENT PORTION LTD:2014B |
| 221124 | 001 | 2000 | CURRENT PORTION LTD:TIMBERLINE BOOSTER STATION |
| 221125 | 001 | 2000 | CURRENT PORTION LTD:SRF RAW WATER TRANSMISSION |
| 221126 | 001 | 2000 | CURRENT PORTION LTD: 2015A |
| 221127 | 001 | 2000 | CURRENT PORTION LTD: 2015B |
| 221128 | 001 | 2000 | CURRENT PORTION LTD: SRF NASHUA CORE |
| 221129 | 001 | 2000 | CURRENT PORTION LTD: SERIES 2018A |
| 221130 | 001 | 2000 | CURRENT PORTION LTD: SERIES 2018B |
| 221131 | 001 | 2000 | CURRENT PORTION LTD: SERIES 2019A |
| 221132 | 001 | 2000 | CURRENT PORTION LTD: SERIES 2019B |
| 221133 | 001 | 2000 | CURRENT PORTION LTD: DWGTF 3.375M LOAN |
| 221134 | 001 | 2000 | CURRENT PORTION LTD: DWGTF/MERRIMACK INTAKE 5.5M |
| 221135 | 001 | 2000 | CURRENT PORTION LTD: SERIES 2020A |
| 221136 | 001 | 2000 | CURRENT PORTION LTD: SERIES 2020B |
| 221137 | 001 | 2000 | CURRENT PORTION LTD: SERIES 2020C |
| 221138 | 001 | 2000 | CURRENT PORTION LTD: SERIES 2021A |
| 221139 | 001 | 2000 | CURRENT PORTION LTD: SERIES 2021B |
| 221140 | 001 | 2000 | CURRENT PORTION LTD: SERIES 2022B |
| 221141 | 001 | 2000 | CURRENT PORTION LTD: SERIES 2022B |
| 221156 | 001 | 2000 | FORGIVABLE DEBT: STD ASHLEY CM |
| 221157 | 001 | 2000 | FORGIVABLE DEBT: STD FRENCH HL |
| 221158 | 001 | 2000 | FORGIVABLE DEBT: STD ARMORY NA |
| 221159 | 001 | 2000 | FORGIVABLE DEBT: STD GLENRIDGE |
| 221160 | 001 | 2000 | FORGIVABLE DEBT: AMHERST ST |

Current Portion of Long Term Debt

Accounts Payable & Accr Expenses

| | | | |
|--------|-----|------|------------------|
| 222000 | 001 | 2000 | ACCOUNTS PAYABLE |
| 231000 | 001 | 2000 | ACCOUNTS PAYABLE |

| | | | |
|--------|-----|------|---------------------------------|
| 231111 | 001 | 2000 | ACCOUNTS PAYABLE |
| 231222 | 001 | 2000 | ACCOUNTS PAYABLE |
| 231999 | 001 | 2000 | RECEIVING ACCRUAL |
| 236110 | 001 | 2000 | PAYROLL TAXES PAYABLE |
| 236111 | 001 | 2000 | FICA TAXES PAYABLE |
| 236112 | 001 | 2000 | EMPLOYEE WITHHOLDING PAYABLE |
| 236113 | 001 | 2000 | SUTA TAX PAYABLE - NH |
| 236114 | 001 | 2000 | FED UNEMPLOYMENT TAX PAYABLE |
| 236115 | 001 | 2000 | LOCAL PROPERTY TAXES PAYABLE |
| 236117 | 001 | 2000 | SECTION 125 WITHHOLDING |
| 236118 | 001 | 2000 | MASS STATE TAX |
| 236119 | 001 | 2000 | ACCRUED TAXES |
| 237110 | 001 | 2000 | ACCRUED INTEREST LTD |
| 237115 | 001 | 2000 | ACCR INT BC1 AUCTION RATE BNDS |
| 237120 | 001 | 2000 | ACCRUED INTEREST - LOC |
| 241100 | 001 | 2000 | UNION DUES PAYABLE |
| 241210 | 001 | 2000 | 401K WITHHOLDING PAYABLE |
| 241215 | 001 | 2000 | 401K LOAN WITHHOLDING PAYABLE |
| 241220 | 001 | 2000 | UNITED WAY WITHHELD |
| 241223 | 001 | 2000 | DEPENDENT CARE - FSA |
| 241226 | 001 | 2000 | LTD INSURANCE |
| 241228 | 001 | 2000 | CAR AND/OR HOME INS WITHHELD |
| 241230 | 001 | 2000 | LIFE INSURANCE WITHHELD |
| 241237 | 001 | 2000 | VOLUNTARY ACCIDENT INS WITHHELD |
| 241238 | 001 | 2000 | VISION INSURANCE WITHHELD |
| 241300 | 001 | 2000 | MISC CURRENT ACCRUED LIABILITY |
| 241350 | 001 | 2000 | ACCRUED LIABILITY - RETAINAGE |
| 241900 | 001 | 2000 | ACCRUED PAYROLL |
| 241905 | 001 | 2000 | ACCRUED EMPLOYER PAYROLL TAXES |
| 241910 | 001 | 2000 | ACCRUED VACATION - PWW |

| | | | |
|--------|-----|------|--------------------------------|
| 241236 | 001 | 2000 | ACCRUED LIAB PENSION-SHORT TRM |
| 241304 | 001 | 2000 | EARLY RETIREE LIAB-HEALTH - ST |
| 241316 | 001 | 2000 | POST-65 HEALTH LIABILITY - ST |

| | | | |
|--------|-----|------|--------------------|
| 228900 | 001 | 2000 | MASS TAXES PAYABLE |
|--------|-----|------|--------------------|

Customer Deposits

| | | | |
|--------|-----|------|--------------------------------------|
| 235100 | 001 | 2000 | SERVICE INSTALLATION DEPOSITS |
| 235150 | 001 | 2000 | CONSTRUCTION METER DEPOSITS |
| 235250 | 001 | 2000 | HARDSHIP CASE: CREDITS |
| 235350 | 001 | 2000 | DEPOSITS - MERRIMACK SOURCE DEV |
| 235550 | 001 | 2000 | SERVICE DEPOSITS: SALISBURY |
| 235551 | 001 | 2000 | SERVICE DEPOSITS: SALS B METERS |
| 235600 | 001 | 2000 | SERVICE INSTALL DEPOSITS - PAC |
| 235700 | 001 | 2000 | SERVICE INST DEPOSITS - PEU |
| 235750 | 001 | 2000 | DEPOSIT-AMHERST (TCI) PROJECT ESCROW |
| 235800 | 001 | 2000 | DEPOSITS |
| 235850 | 001 | 2000 | DEPOSITS - SG BEDFORD |
| 235855 | 001 | 2000 | DEPOSITS - TOWN OF BEDFORD (PFOA) |

Total Current Liabilities

Other Deferred Credits

| | | | |
|--------|-----|------|--------------------------------|
| 241305 | 001 | 2000 | EARLY RETIREE LIABILITY-HEALTH |
| 241315 | 001 | 2000 | POST-65 HEALTH LIABILITY |
| 186440 | 001 | 2000 | VEBA TRUST - UNION |
| 186445 | 001 | 2000 | VEBA TRUST - NON-UNION |

| | | | |
|--------|-----|------|-----------------------------------|
| 241306 | 001 | 2000 | ACC LIAB: SUP EXEC RETIRE PLAN |
| 253001 | 001 | 2000 | DEFERRED RENT LIABILITY |
| 253002 | 001 | 2000 | OTHER DEFERRED CREDITS |
| 253005 | 001 | 2000 | DEFRENT CR-HECOP III FITUP ALO |
| 241360 | 001 | 2000 | LEASE LIABILITY: 25 WALNUT STREET |
| 253101 | 001 | 2000 | DEFERRED GAIN:ASHLEY CMNS ARRA |

| | | | |
|--------|-----|------|----------------------------|
| 263231 | 001 | 2000 | ACCURED LIABILITY: PENSION |
|--------|-----|------|----------------------------|

| | | | |
|--------|-----|------|---------------------------------------|
| 241235 | 001 | 2000 | ACCRUED STOCK COMP EXPENSE |
| 251000 | 001 | 2000 | UNAMORTIZED DEBT PREMIUM |
| 251001 | 001 | 2000 | UNAMORTIZED DEBT PREMIUM-SERIES 2014A |
| 251002 | 001 | 2000 | UNAMORTIZED DEBT PREMIUM-SERIES 2015A |
| 251003 | 001 | 2000 | UNAMORTIZED DEBT PREMIUM-SERIES 2015B |
| 251004 | 001 | 2000 | UNAMORTIZED DEBT PREMIUM-SERIES 2018B |
| 251005 | 001 | 2000 | UNAMORTIZED DEBT PREMIUM-SERIES 2019B |
| 251006 | 001 | 2000 | UNAMORTIZED DEBT PREMIUM-SERIES 2020A |
| 251007 | 001 | 2000 | UNAMORTIZED DEBT PREMIUM-SERIES 2021A |
| 251008 | 001 | 2000 | UNAMORTIZED DEBT PREMIUM-SERIES 2022A |
| 255100 | 001 | 2000 | UNAMORTIZED INVESTMENT CREDIT |
| 283105 | 001 | 2000 | REG LIABILITY-EXCESS DEF TAX |
| 283106 | 001 | 2000 | DEF TAX LIAB-UNAMORTIZED ITC |
| 283107 | 001 | 2000 | GROSSUP TO REG LIAB EXCESS DEF |

| | | | |
|--------|-----|------|--------------------------------------|
| 282100 | 001 | 2000 | DEFERRED TAX ASSET |
| 282200 | 001 | 2000 | DEFERRED INCOME TAXES |
| 283100 | 001 | 2000 | ACCUM DEFERRED INC TAX-REG LIABILITY |
| 282201 | 001 | 2000 | DEF TAX OFFSET TO REG LIAB ITC |
| 282202 | 001 | 2000 | DEF TAX OFFSET TO GU REG ASSET |
| 282203 | 001 | 2000 | DEF TAX OFFSET TO GU REG LIAB |

Contributions in Aid of Construction - All Divisions

| | | | |
|--------|-----|------|--------------------------------|
| 271200 | 001 | 2000 | CONTRIBUTIONS IN AID OF CONST |
| 271201 | 001 | 2000 | CIAC: BON TERRAIN |
| 271202 | 001 | 2000 | CIAC: TAYLOR FALLS BOOSTER STA |
| 271205 | 001 | 2000 | CIAC: TOWN OF AMHERST |
| 271210 | 001 | 2000 | CIAC: MAST ROAD |
| 271220 | 001 | 2000 | CIAC: LITTLE POND MAINS |
| 271225 | 001 | 2000 | CIAC: PWDRHILL/DUNLAP WDS TANK |
| 271230 | 001 | 2000 | CIAC: URBAN RUNOFF |
| 271240 | 001 | 2000 | CIAC-NEW SERVICES:ENGLISH WOOD |
| 271250 | 001 | 2000 | CIAC: SAFE WATER DRINKING ACT |
| 271260 | 001 | 2000 | CIAC: AUTUMN WOODS BOOSTER STA |
| 271270 | 001 | 2000 | CIAC: CHERRY LANE WELL |
| 271275 | 001 | 2000 | CIAC: MANCHESTER INTERCONNECT |
| 271310 | 001 | 2000 | CIAC - MAPLEWOOD |
| 271320 | 001 | 2000 | CIAC - LAUREL WOODS |
| 271400 | 001 | 2000 | CONTR IN AID OF CONST-DEV INST |

| | | | |
|--------|-----|------|-------------------------------|
| 271550 | 001 | 2000 | CIAC: AUTUMN WOODS |
| 252001 | 001 | 2000 | CUST ADV FOR CONST: MVD INTER |

Reserve for Amort of CIAC: All

| | | | |
|--------|-----|------|-------------------------------|
| 272101 | 001 | 2000 | RESERVE FOR AMORT OF CIAC:PWW |
|--------|-----|------|-------------------------------|

Total Deferred Credits

Total Equity & Liabilities

Pennichuck Water W
Balance She
January - Decemb

| 12 | 1 | 2 | 3 | 4 |
|---------------------|---------------------|---------------------|---------------------|---------------------|
| Dec-21 | Jan-22 | Feb-22 | Mar-22 | Apr-22 |
| 934,502.70 | 934,502.70 | 934,502.70 | 934,502.70 | 934,502.70 |
| - | - | - | - | - |
| - | - | - | - | - |
| - | - | - | - | - |
| - | - | - | - | - |
| 228,178.93 | 228,178.93 | 228,178.93 | 228,178.93 | 228,178.93 |
| - | - | - | - | - |
| 552,513.16 | 552,513.16 | 552,513.16 | 552,513.16 | 552,513.16 |
| 688,358.24 | 688,358.24 | 688,358.24 | 688,358.24 | 688,358.24 |
| - | - | - | - | - |
| - | - | - | - | - |
| - | - | - | - | - |
| 2,403,553.03 | 2,403,553.03 | 2,403,553.03 | 2,403,553.03 | 2,403,553.03 |
| 4,843,997.59 | 4,843,997.59 | 4,843,997.59 | 4,844,140.53 | 4,844,140.53 |
| - | - | - | - | - |
| 404,000.00 | 404,000.00 | 404,000.00 | 404,000.00 | 404,000.00 |
| - | - | - | - | - |
| - | - | - | - | - |
| - | - | - | - | - |
| 3,499,067.24 | 3,499,067.24 | 3,499,067.24 | 3,503,015.07 | 3,503,015.07 |
| - | - | - | - | - |
| - | - | - | - | - |
| 25,289.68 | 25,289.68 | 25,289.68 | 25,289.68 | 25,289.68 |
| - | - | - | - | - |
| - | - | - | - | - |
| - | - | - | - | - |
| 3,772.19 | 3,772.19 | 3,772.19 | 3,772.19 | 3,772.19 |
| 2,945,533.84 | 2,945,533.84 | 2,945,533.84 | 2,946,105.59 | 2,946,105.59 |
| 65,787.00 | 65,787.00 | 65,787.00 | 65,787.00 | 65,787.00 |
| - | - | - | - | - |
| - | - | - | - | - |
| - | - | - | - | - |
| 316,409.86 | 316,409.86 | 316,409.86 | 316,600.44 | 316,600.44 |
| 7,449,164.44 | 7,449,164.44 | 7,449,164.44 | 7,449,164.44 | 7,449,164.44 |
| 20,460.19 | 20,460.19 | 20,460.19 | 20,460.19 | 20,460.19 |
| - | - | - | - | - |
| 24,450,102.22 | 24,450,102.22 | 24,450,102.22 | 24,450,279.19 | 24,450,279.19 |
| 387,272.05 | 387,272.05 | 387,272.05 | 387,272.05 | 387,272.05 |
| - | - | - | - | - |
| 4,983,156.52 | 4,983,156.52 | 4,983,156.52 | 4,983,156.52 | 4,983,156.52 |
| - | - | - | - | - |
| - | - | - | - | - |
| - | - | - | - | - |
| - | - | - | - | - |
| 6,922,599.07 | 6,922,599.07 | 6,922,599.07 | 6,925,777.75 | 6,925,777.75 |

| | | | | |
|----------------------|----------------------|----------------------|----------------------|----------------------|
| 1,190,259.55 | 1,190,259.55 | 1,190,259.55 | 1,190,259.55 | 1,190,259.55 |
| 239,965.72 | 239,965.72 | 239,965.72 | 240,156.30 | 240,156.30 |
| - | - | - | - | - |
| - | - | - | - | - |
| 1,543.33 | 1,543.33 | 1,543.33 | 1,543.33 | 1,543.33 |
| 3,781,114.53 | 3,781,114.53 | 3,781,114.53 | 3,781,386.79 | 3,781,386.79 |
| 61,529,495.02 | 61,529,495.02 | 61,529,495.02 | 61,538,166.61 | 61,538,166.61 |
| 1,384,381.53 | 1,384,381.53 | 1,384,381.53 | 1,384,803.54 | 1,384,803.54 |
| 5,633,605.22 | 5,633,605.22 | 5,633,605.22 | 5,634,020.42 | 5,634,020.42 |
| - | - | - | - | - |
| - | - | - | - | - |
| - | - | - | - | - |
| - | - | - | - | - |
| 1,110,159.29 | 1,115,254.19 | 1,118,309.09 | 1,124,401.00 | 1,132,550.80 |
| 6,047.12 | 6,047.12 | 6,047.12 | 6,047.12 | 6,047.12 |
| 17,059.82 | 17,059.82 | 17,059.82 | 17,168.73 | 17,168.73 |
| - | - | - | - | - |
| - | - | - | - | - |
| - | - | - | - | - |
| 15,857.20 | 15,857.20 | 15,857.20 | 15,857.20 | 15,857.20 |
| 248,484.33 | 248,484.33 | 248,484.33 | 248,484.33 | 248,484.33 |
| 54,759.15 | 54,759.15 | 54,759.15 | 54,759.15 | 54,759.15 |
| - | - | - | - | - |
| - | - | - | - | - |
| - | - | - | - | - |
| 742,341.49 | 742,341.49 | 742,341.49 | 742,552.49 | 742,552.49 |
| - | - | - | - | - |
| - | - | - | - | - |
| - | - | - | - | - |
| - | - | - | - | - |
| 76,495.62 | 76,495.62 | 76,495.62 | 76,495.62 | 76,495.62 |
| 13,500.00 | 13,500.00 | 13,500.00 | 13,500.00 | 13,500.00 |
| - | - | - | - | - |
| 15,955,229.61 | 15,955,229.61 | 15,955,229.61 | 15,955,256.84 | 15,955,256.84 |
| - | - | - | - | - |
| 1,370,554.05 | 1,370,554.05 | 1,370,554.05 | 1,376,761.67 | 1,376,761.67 |
| - | - | - | - | - |
| 26,628,474.43 | 26,633,569.33 | 26,636,624.23 | 26,650,108.11 | 26,658,257.91 |
| (384,880.18) | (384,880.18) | (384,880.18) | (384,880.18) | (384,880.18) |
| (460,025.00) | (460,025.00) | (460,025.00) | (460,025.00) | (460,025.00) |
| 391,854.31 | 393,256.82 | 394,659.33 | 396,061.85 | 397,464.37 |
| 242,488.79 | 243,338.41 | 244,188.03 | 245,037.65 | 245,887.27 |
| - | - | - | - | - |
| - | - | - | - | - |
| - | - | - | - | - |
| - | - | - | - | - |
| 12,090,084.97 | 12,090,084.97 | 12,090,084.97 | 12,090,084.97 | 12,090,084.97 |
| 322,272.32 | 322,272.32 | 322,272.32 | 322,272.32 | 322,272.32 |
| 360,604.84 | 360,604.84 | 360,604.84 | 360,604.84 | 360,604.84 |
| 5,961,528.08 | 5,961,528.08 | 5,961,528.08 | 5,962,821.33 | 5,962,821.33 |
| 239,018.36 | 239,018.36 | 239,018.36 | 239,018.36 | 239,018.36 |

| | | | | |
|---------------|---------------|---------------|---------------|---------------|
| 13,075,686.45 | 13,075,686.45 | 13,075,686.45 | 13,075,686.45 | 13,075,686.45 |
| 1,440,589.96 | 1,440,589.96 | 1,440,589.96 | 1,440,589.96 | 1,440,589.96 |
| 531,932.04 | 531,932.04 | 531,932.04 | 531,932.04 | 531,932.04 |
| 235,507.36 | 235,507.36 | 235,507.36 | 235,507.36 | 235,507.36 |
| - | - | - | - | - |
| 45,506,770.73 | 45,506,770.73 | 45,506,770.73 | 45,523,240.18 | 45,523,240.18 |
| 122,253.28 | 122,253.28 | 122,253.28 | 122,253.28 | 122,253.28 |
| - | - | - | - | - |
| - | - | - | - | - |
| - | - | - | - | - |
| - | - | - | - | - |
| 3,109,343.93 | 3,109,343.93 | 3,112,963.01 | 3,126,097.93 | 3,129,241.29 |
| 49,003.13 | 49,003.13 | 49,003.13 | 49,084.81 | 49,084.81 |
| 26,478.68 | 26,478.68 | 26,478.68 | 26,499.10 | 26,499.10 |
| 64,058.55 | 64,058.55 | 64,058.55 | 64,058.55 | 64,058.55 |
| 67,980.24 | 67,980.24 | 67,980.24 | 67,980.24 | 67,980.24 |
| - | - | - | - | - |
| - | - | - | - | - |
| 26,342,415.29 | 26,342,415.29 | 26,342,415.29 | 26,342,415.29 | 26,342,415.29 |
| - | - | - | - | - |
| - | - | - | - | - |
| - | - | - | - | - |
| - | - | - | - | - |
| 1,482,092.25 | 1,482,092.25 | 1,482,092.25 | 1,482,092.25 | 1,482,092.25 |
| 4,805,138.54 | 4,805,138.54 | 4,805,138.54 | 4,805,463.35 | 4,805,463.35 |
| - | - | - | - | - |
| - | - | - | - | - |
| - | - | - | - | - |
| - | - | - | - | - |
| - | - | - | - | - |
| - | - | - | - | - |
| 3,867,166.58 | 3,867,166.58 | 3,874,149.83 | 3,886,824.00 | 3,891,000.71 |
| 7,261,375.47 | 7,286,536.57 | 7,286,536.57 | 7,313,631.66 | 7,338,618.43 |
| 1,958,670.45 | 1,963,584.52 | 1,963,584.52 | 1,974,716.15 | 1,984,924.63 |
| 4,513,201.01 | 4,515,700.25 | 4,521,250.14 | 4,527,139.71 | 4,526,939.13 |
| - | - | - | - | - |
| 2,469,600.32 | 2,470,278.69 | 2,471,441.61 | 2,473,513.68 | 2,467,215.39 |
| - | - | - | - | - |
| - | - | - | - | - |
| - | - | - | - | - |
| - | - | - | - | - |
| - | - | - | - | - |
| - | - | - | - | - |
| - | - | - | - | - |
| - | - | - | - | - |
| - | - | - | - | - |
| - | - | - | - | - |
| - | - | - | - | - |
| - | - | - | - | - |
| - | - | - | - | - |
| - | - | - | - | - |
| 2,660.60 | 2,660.60 | 2,660.60 | 2,660.60 | 2,660.60 |
| 3,163,769.40 | 3,163,769.40 | 3,163,769.40 | 3,164,729.13 | 3,164,729.13 |
| - | - | - | - | - |
| - | - | - | - | - |

| | | | | |
|------------------------|------------------------|------------------------|------------------------|------------------------|
| 100,205.95 | 100,205.95 | 100,205.95 | 100,205.95 | 100,205.95 |
| 1,836,665.65 | 1,836,665.65 | 1,836,665.65 | 1,836,665.65 | 1,836,665.65 |
| 900.00 | 900.00 | 900.00 | 900.00 | 900.00 |
| - | - | - | - | - |
| - | - | - | - | - |
| - | - | - | - | - |
| 30,352.30 | 30,352.30 | 30,352.30 | 30,352.30 | 30,352.30 |
| 565.00 | 565.00 | 565.00 | 565.00 | 565.00 |
| 97,067.72 | 97,067.72 | 97,067.72 | 97,067.72 | 97,067.72 |
| 295,946.98 | 295,946.98 | 295,946.98 | 295,946.98 | 295,946.98 |
| - | - | - | - | - |
| - | - | - | - | - |
| - | - | - | - | - |
| - | - | - | - | - |
| 141,220,344.35 | 141,255,849.26 | 141,275,416.53 | 141,368,815.46 | 141,407,084.05 |
| 677,695.98 | 677,695.98 | 677,695.98 | 677,695.98 | 677,695.98 |
| 3,940,517.96 | 3,940,517.96 | 3,940,517.96 | 3,924,562.94 | 3,924,562.94 |
| 857,265.55 | 857,265.55 | 857,265.55 | 855,929.77 | 855,929.77 |
| - | - | - | - | - |
| 187,085.19 | 187,085.19 | 187,085.19 | 186,087.04 | 186,087.04 |
| 376,133.08 | 376,133.08 | 376,133.08 | 376,133.08 | 376,133.08 |
| 1,066,386.62 | 1,066,386.62 | 1,066,386.62 | 1,066,413.85 | 1,066,413.85 |
| - | - | - | - | - |
| - | - | - | - | - |
| - | - | - | - | - |
| - | - | - | - | - |
| 8,240,525.01 | 8,240,525.01 | 8,240,525.01 | 8,248,984.26 | 8,248,984.26 |
| 784,568.04 | 784,568.04 | 784,568.04 | 780,022.78 | 780,022.78 |
| - | - | - | - | - |
| 16,130,177.43 | 16,130,177.43 | 16,130,177.43 | 16,115,829.70 | 16,115,829.70 |
| 28,856.17 | 28,856.17 | 28,856.17 | 28,856.17 | 28,856.17 |
| 229,132.31 | 229,132.31 | 229,132.31 | 229,132.31 | 229,132.31 |
| 257,988.48 | 257,988.48 | 257,988.48 | 257,988.48 | 257,988.48 |
| 248,170,032.74 | 248,210,632.55 | 248,233,254.72 | 248,334,461.39 | 248,380,879.78 |
| (87,053,081.25) | (87,583,871.14) | (88,114,264.97) | (88,583,302.56) | (89,105,863.88) |
| 7,251,383.76 | 7,251,661.50 | 7,253,456.24 | 7,257,006.41 | 7,258,162.92 |
| 7,125,292.82 | 7,120,426.82 | 7,120,426.82 | 7,142,075.45 | 7,145,985.44 |
| 3,531,600.00 | 3,531,600.00 | 3,531,600.00 | 3,531,600.00 | 3,531,600.00 |
| (69,144,804.67) | (69,680,182.82) | (70,208,781.91) | (70,652,620.70) | (71,170,115.52) |
| 179,025,228.07 | 178,530,449.73 | 178,024,472.81 | 177,681,840.69 | 177,210,764.26 |
| (10,026.23) | (10,026.23) | (9,853.40) | (10,026.29) | (10,026.30) |
| 98,888.07 | 173,580.35 | 199,838.72 | 238,515.60 | 367,978.57 |
| 84.87 | 84.87 | 84.87 | 84.87 | 84.87 |
| 93,161.76 | 141,968.30 | 192,153.22 | 163,790.17 | 205,438.59 |
| 182,108.47 | 305,607.29 | 382,223.41 | 392,364.35 | 563,475.73 |
| 179,207,336.54 | 178,836,057.02 | 178,406,696.22 | 178,074,205.04 | 177,774,239.99 |

| | | | | |
|----------------------|----------------------|---------------------|---------------------|---------------------|
| 2,000.00 | 2,000.02 | 2,000.01 | 2,000.00 | 2,000.00 |
| 2,000.00 | 2,000.00 | 2,000.00 | 2,000.00 | 2,000.00 |
| 2,000.00 | 2,000.00 | 2,000.00 | 2,000.00 | 2,000.00 |
| - | - | - | - | - |
| - | - | - | - | - |
| - | - | - | - | - |
| - | - | - | - | - |
| - | - | - | - | - |
| 1,071,270.92 | 579,246.73 | 483,090.84 | 425,387.82 | 280,943.67 |
| 216,312.50 | - | - | - | - |
| - | - | - | - | - |
| - | - | - | - | - |
| - | - | - | - | - |
| 2,062,056.17 | 514,996.27 | 669,765.27 | 460,163.45 | 1,018,191.85 |
| 3,162,068.06 | 2,613,423.06 | 2,671,375.19 | 2,369,763.87 | 2,361,901.08 |
| 3,324,121.06 | 3,153,687.82 | 2,855,226.92 | 2,953,489.76 | 2,625,240.99 |
| 1,922,674.03 | 2,846,723.41 | 1,978,589.76 | 767,547.13 | 1,603,711.79 |
| - | - | - | - | - |
| - | - | - | - | - |
| 5,474.84 | 5,474.84 | 5,474.84 | 5,474.84 | 5,474.84 |
| 18,236.29 | 18,236.29 | 18,236.29 | 18,236.29 | 18,236.29 |
| 14,562.16 | 14,562.16 | 14,562.16 | 14,562.16 | 14,562.16 |
| - | - | - | - | 4,577.68 |
| - | - | - | - | - |
| 1,162,009.30 | 1,073,084.31 | 1,140,035.52 | 1,170,543.38 | 682,927.99 |
| - | - | - | - | - |
| - | - | - | - | - |
| - | - | - | - | - |
| - | - | - | - | - |
| - | - | - | - | - |
| - | - | - | - | - |
| 12,964,785.33 | 10,825,434.91 | 9,842,356.80 | 8,191,168.70 | 8,621,768.34 |
| - | - | - | - | - |
| 2,012,157.56 | 2,466,776.71 | 2,645,882.80 | 2,292,128.27 | 2,704,491.67 |
| - | - | - | - | - |
| 20,910.02 | 20,136.06 | 30,265.30 | 40,381.78 | 11,169.50 |
| 262,337.36 | 262,337.36 | 262,337.36 | 262,337.36 | 262,337.36 |
| - | - | - | - | - |
| 35,023.04 | 37,172.59 | 31,501.13 | 29,293.82 | 30,354.18 |
| (21,845.43) | (25,027.84) | (25,000.00) | (25,043.38) | (25,000.00) |
| (14,319.12) | (14,319.12) | (14,319.12) | (18,711.96) | (18,711.96) |
| 2,294,263.43 | 2,747,075.76 | 2,930,667.47 | 2,580,385.89 | 2,964,640.75 |
| - | - | - | - | - |
| 2,339,467.00 | 2,039,515.00 | 2,048,946.00 | 2,228,297.00 | 1,832,880.00 |
| 3,112,733.75 | 3,028,533.89 | 2,946,103.15 | 2,485,143.17 | 2,209,946.12 |
| - | - | - | - | - |
| - | - | - | - | 538,647.79 |
| - | - | - | - | - |
| - | - | - | - | - |
| 5,452,200.75 | 5,068,048.89 | 4,995,049.15 | 4,713,440.17 | 4,581,473.91 |
| 379,296.70 | 385,718.41 | 376,185.67 | 412,447.10 | 416,165.27 |

| | | | | |
|----------------------|----------------------|----------------------|----------------------|----------------------|
| 157,810.97 | 214,793.11 | 273,583.51 | 236,382.88 | 241,979.59 |
| 145.01 | 145.01 | 771.27 | 613.35 | 512.51 |
| - | - | - | - | - |
| 211,050.31 | 222,400.42 | 219,656.81 | 233,449.15 | 273,993.07 |
| (75.13) | (75.13) | (75.13) | (75.13) | (75.13) |
| 20,553.11 | 20,553.11 | 20,553.11 | 20,553.11 | 20,553.11 |
| - | - | - | - | - |
| - | - | - | - | - |
| - | - | - | - | - |
| 15,975.90 | 14,574.24 | 12,879.81 | 11,195.11 | 9,510.41 |
| - | - | - | - | - |
| - | - | - | - | - |
| - | - | - | - | - |
| (53,681.60) | (90,028.04) | (13,418.48) | (49,455.24) | 15,553.37 |
| 760,015.82 | 768,081.13 | 890,136.57 | 865,110.33 | 978,192.20 |
| 1,724.06 | 8,146.38 | 102,272.47 | 68,902.62 | 142,559.51 |
| - | - | - | - | - |
| 391,193.25 | 354,775.25 | 415,852.46 | 391,301.82 | 355,192.68 |
| 630,471.83 | 420,314.56 | 210,157.29 | - | - |
| - | - | - | - | - |
| - | - | - | - | - |
| (0.44) | 27,500.00 | 27,500.00 | 27,500.00 | 27,500.00 |
| 32,000.00 | 32,000.00 | 32,000.00 | 32,000.00 | 32,000.00 |
| 45,465.59 | 41,142.56 | 73,101.94 | 304,378.82 | 312,308.42 |
| - | - | - | - | - |
| - | - | - | - | - |
| (28,210.34) | (28,240.26) | (27,575.91) | (28,240.26) | (28,240.26) |
| 1,072,643.95 | 855,638.49 | 833,308.25 | 795,843.00 | 841,320.35 |
| 20,136,047.47 | 22,135,443.03 | 16,897,883.96 | 16,291,040.89 | 15,265,295.87 |
| - | - | - | - | - |
| 1,997,414.39 | 2,239,235.54 | 2,420,147.02 | 2,606,216.36 | 2,775,651.89 |
| 234,475.53 | 374,001.36 | 382,640.70 | 402,589.04 | 417,961.83 |
| 12,954.74 | 12,954.74 | 12,954.74 | 12,954.74 | 12,954.74 |
| 1,969,584.59 | 2,407,646.15 | 2,655,981.77 | 2,985,148.97 | 3,209,281.38 |
| 24,350,476.72 | 27,169,280.82 | 22,369,608.19 | 22,297,950.00 | 21,681,145.71 |
| 46,894,386.00 | 47,433,560.00 | 41,861,126.43 | 39,443,898.09 | 39,668,541.26 |
| - | - | - | - | - |
| - | - | - | - | - |
| - | - | - | - | - |
| - | - | - | - | - |
| 60,834,486.26 | 60,669,013.58 | 60,498,526.34 | 60,328,039.10 | 60,157,551.85 |
| - | - | - | - | - |
| - | - | - | - | - |
| - | - | - | - | - |
| - | - | - | - | - |
| - | - | - | - | - |
| - | - | - | - | - |

| | | | | |
|------------|------------|------------|------------|------------|
| 16,878.77 | 16,808.15 | 16,737.53 | 16,666.91 | 16,596.29 |
| 5,037.13 | 5,016.05 | 4,994.97 | 4,973.89 | 4,952.81 |
| 15,574.57 | 15,386.92 | 15,199.27 | 15,011.62 | 14,823.97 |
| - | - | - | - | - |
| - | - | - | - | - |
| 13,518.65 | 13,132.84 | 12,747.04 | 12,361.23 | 11,975.43 |
| - | - | - | - | - |
| - | - | - | - | - |
| - | - | - | - | - |
| - | - | - | - | - |
| - | - | - | - | - |
| - | - | - | - | - |
| 1,317.85 | 1,280.20 | 1,242.55 | 1,204.90 | 1,167.25 |
| 6,483.87 | 6,346.04 | 6,208.20 | 6,070.37 | 5,932.53 |
| 3,524.90 | 3,448.21 | 3,371.51 | 3,294.82 | 3,218.12 |
| - | - | - | - | - |
| - | - | - | - | - |
| - | - | - | - | - |
| - | - | - | - | - |
| - | - | - | - | - |
| - | - | - | - | - |
| - | - | - | - | - |
| - | - | - | - | - |
| 10,533.23 | 10,533.23 | 10,533.23 | 10,533.23 | 10,533.23 |
| 52,684.21 | 39,013.71 | 25,465.71 | 11,990.71 | 5,295.95 |
| 840,805.09 | 840,805.09 | 840,805.09 | 838,814.09 | 838,814.09 |
| - | - | - | - | - |
| - | - | - | - | - |
| - | - | - | - | - |
| - | - | - | - | - |
| - | - | - | - | - |
| - | - | - | - | - |
| - | - | - | - | - |
| - | - | - | - | - |
| 8,669.74 | 8,583.93 | 8,498.13 | 8,412.32 | 8,326.52 |
| - | - | - | - | - |
| - | - | - | - | - |
| - | - | - | - | - |
| - | - | - | - | - |
| - | - | - | - | - |
| - | - | - | - | - |
| - | - | - | - | - |
| - | - | - | - | - |
| 3,603.58 | 3,423.70 | 3,243.83 | 3,063.93 | 2,884.05 |
| 4,532.74 | 4,305.97 | 4,079.23 | 3,852.45 | 3,625.71 |
| 13,129.86 | 12,907.32 | 12,684.77 | 12,462.24 | 12,239.71 |
| 6,416.72 | 6,233.39 | 6,050.05 | 5,866.72 | 5,683.39 |
| - | - | - | - | - |
| 6,987.98 | 6,907.25 | 6,826.52 | 6,745.79 | 6,665.06 |
| 28,589.07 | 28,265.84 | 27,942.62 | 27,619.39 | 27,296.17 |
| 100,779.35 | 99,932.46 | 99,085.57 | 98,238.68 | 97,391.79 |
| 48,113.56 | 47,709.25 | 47,304.94 | 46,900.63 | 46,496.32 |
| - | - | - | - | - |
| (545.91) | (545.91) | (545.91) | (545.91) | (545.91) |

| | | | | |
|-----------------------|-----------------------|-----------------------|-----------------------|-----------------------|
| 2,319.00 | 2,125.75 | 1,932.50 | 1,739.25 | 1,546.00 |
| 12,346.47 | 12,204.56 | 12,062.65 | 11,920.74 | 11,778.83 |
| - | - | - | - | - |
| - | - | - | - | - |
| - | - | - | - | - |
| 3,770.22 | 3,428.71 | 3,087.21 | 2,745.69 | 2,404.20 |
| 2,953.29 | 2,812.70 | 2,672.11 | 2,531.43 | 2,390.81 |
| - | - | - | - | - |
| 8,126.27 | 7,454.45 | 6,782.68 | 6,110.86 | 5,439.09 |
| 7,461.40 | 7,150.51 | 6,839.63 | 6,528.72 | 6,217.86 |
| 6,568.87 | 6,422.90 | 6,276.93 | 6,130.95 | 5,984.97 |
| - | - | - | - | - |
| - | - | - | - | - |
| 35,527.86 | 34,047.55 | 32,567.23 | 31,086.80 | 29,606.57 |
| 104,569.50 | 103,592.21 | 102,614.92 | 103,095.62 | 102,106.09 |
| - | - | - | - | - |
| - | - | - | - | - |
| 16,590.18 | 16,356.52 | 16,122.86 | 15,916.11 | 15,682.13 |
| - | - | - | - | - |
| - | - | - | - | - |
| - | - | - | - | - |
| - | - | - | - | - |
| - | - | - | - | - |
| - | - | - | - | - |
| 29,748.63 | 29,118.48 | 28,488.34 | 27,858.19 | 27,228.05 |
| - | - | - | - | - |
| - | - | - | - | - |
| - | - | - | - | - |
| 263,137.00 | 259,224.14 | 255,311.28 | 251,398.40 | 247,485.57 |
| 157,336.46 | 156,643.35 | 155,950.24 | 157,331.27 | 156,629.48 |
| - | - | - | - | - |
| - | - | - | - | - |
| - | - | - | - | - |
| - | - | - | - | - |
| - | - | - | - | - |
| 8,453,564.00 | 8,417,857.33 | 8,382,150.66 | 8,346,443.99 | 8,310,737.32 |
| 1,106,098.00 | 1,102,408.50 | 1,098,719.00 | 1,095,029.50 | 1,091,340.00 |
| - | - | - | - | - |
| - | - | - | - | - |
| 72,231,238.37 | 71,999,354.88 | 71,762,579.43 | 71,527,444.63 | 71,297,501.30 |
| - | - | - | - | - |
| - | - | - | - | - |
| - | - | - | - | - |
| - | - | - | - | - |
| - | - | - | - | - |
| - | - | - | - | - |
| 11,988,089.57 | 11,730,787.54 | 11,475,106.01 | 11,217,381.19 | 11,226,375.77 |
| - | - | - | - | - |
| - | 5,400,762.27 | 5,400,762.27 | 5,400,762.27 | 5,400,762.27 |
| 84,219,327.94 | 89,130,904.69 | 88,638,447.71 | 88,145,588.09 | 87,924,639.34 |
| 310,321,050.48 | 315,400,521.71 | 308,906,270.36 | 305,663,691.22 | 305,367,420.59 |

| | | | | |
|------------------------|------------------------|------------------------|------------------------|------------------------|
| (30,000.00) | (30,000.00) | (30,000.00) | (30,000.00) | (30,000.00) |
| (97,539,518.17) | (97,539,518.17) | (91,201,250.15) | (91,201,250.15) | (91,201,250.15) |
| - | - | - | - | - |
| - | - | - | - | - |
| - | (198,278.72) | - | - | - |
| (198,278.71) | 382,415.23 | 447,910.43 | 700,575.96 | 759,699.80 |
| (97,767,796.88) | (97,385,381.66) | (90,783,339.72) | (90,530,674.19) | (90,471,550.35) |
| - | - | - | - | - |
| (2,543,662.00) | - | - | - | - |
| - | - | - | - | - |
| - | - | - | - | - |
| (1,285,719.65) | (1,271,618.95) | (1,257,477.26) | (1,243,294.47) | (1,229,070.46) |
| (145,193.08) | (144,140.08) | (143,079.08) | (142,011.08) | (140,935.08) |
| (455,092.52) | (452,347.52) | (449,582.52) | (446,796.52) | (443,990.52) |
| (101,151.00) | (100,489.00) | (99,822.00) | (99,151.00) | (98,475.00) |
| (34,714.00) | (34,510.00) | (34,305.00) | (34,098.00) | (33,890.00) |
| (458,408.19) | (454,884.19) | (451,351.19) | (447,810.19) | (444,260.19) |
| - | - | - | - | - |
| - | - | - | - | - |
| - | - | - | - | - |
| - | - | - | - | - |
| - | - | - | - | - |
| - | - | - | - | - |
| - | - | - | - | - |
| - | - | - | - | - |
| (1,597,886.63) | (1,589,562.82) | (1,581,221.92) | (1,572,863.90) | (1,564,488.71) |
| - | - | - | - | - |
| (4,615,000.00) | (4,505,000.00) | (4,505,000.00) | (4,505,000.00) | (4,505,000.00) |
| (241,001.15) | (239,759.14) | (238,514.43) | (237,267.00) | (236,016.86) |
| (2,479,360.69) | (2,467,651.69) | (2,455,923.69) | (2,444,175.69) | (2,432,408.69) |
| - | - | - | - | - |
| - | - | - | - | - |
| (1,023,957.51) | (1,022,004.60) | (1,020,044.06) | (1,018,075.88) | (1,016,100.05) |
| (4,460,000.00) | (4,460,000.00) | (4,460,000.00) | (4,460,000.00) | (4,460,000.00) |
| (705,000.00) | (705,000.00) | (705,000.00) | (605,000.00) | (605,000.00) |
| (7,805,000.00) | (7,805,000.00) | (7,805,000.00) | (7,665,000.00) | (7,665,000.00) |
| - | - | - | - | - |
| (3,074,652.33) | (3,068,625.59) | (3,062,585.27) | (3,056,531.34) | (3,050,463.76) |
| (5,261,913.26) | (5,252,403.80) | (5,242,867.55) | (5,233,304.44) | (5,223,714.39) |
| (7,000,000.00) | (7,000,000.00) | (7,000,000.00) | (7,000,000.00) | (7,000,000.00) |
| (125,000.00) | (125,000.00) | (125,000.00) | 5,000.00 | - |
| (71,195,000.00) | (71,195,000.00) | (71,195,000.00) | (71,195,000.00) | (71,195,000.00) |
| (4,985,000.00) | (4,985,000.00) | (4,985,000.00) | (4,905,000.00) | (4,905,000.00) |

| | | | | |
|-------------------------|-------------------------|-------------------------|-------------------------|-------------------------|
| (85,000.00) | (85,000.00) | (85,000.00) | (45,000.00) | (45,000.00) |
| | - | - | - | (6,695,000.00) |
| | - | - | - | (90,000.00) |
| (93,200.84) | (92,259.41) | (91,317.99) | (90,376.57) | (89,435.15) |
| (307,321.58) | (304,601.91) | (301,882.24) | (299,162.57) | (296,442.90) |
| (67,154.16) | (66,526.54) | (65,898.92) | (65,271.30) | (64,643.68) |
| (23,577.52) | (23,372.50) | (23,167.48) | (22,962.46) | (22,757.44) |
| (237,103.30) | (236,323.36) | (235,543.42) | (234,763.48) | (233,983.54) |
| - | - | - | - | - |
| (120,406,069.41) | (117,686,081.10) | (117,619,584.02) | (117,062,915.89) | (123,786,076.42) |
| (5,850,924.03) | (6,559,184.83) | (7,138,007.05) | (7,138,007.05) | - |
| - | - | - | - | - |
| - | (2,543,662.00) | (1,940,955.47) | (1,294,575.08) | (647,656.04) |
| (5,561.71) | (3,707.54) | (1,853.37) | - | - |
| (166,054.41) | (166,537.07) | (167,021.14) | (167,506.61) | (167,993.49) |
| (12,057.00) | (12,146.00) | (12,236.00) | (12,325.00) | (12,415.00) |
| (31,356.00) | (31,599.00) | (31,842.00) | (32,086.00) | (32,329.00) |
| (7,573.00) | (7,630.00) | (7,687.00) | (7,743.00) | (7,800.00) |
| (2,328.00) | (2,346.00) | (2,364.00) | (2,382.00) | (2,400.00) |
| (41,619.00) | (41,721.00) | (41,824.00) | (41,927.00) | (42,030.00) |
| - | - | - | - | - |
| - | - | - | - | - |
| (98,565.22) | (98,767.61) | (98,970.41) | (99,173.62) | (99,377.26) |
| - | - | - | - | - |
| (110,000.00) | (110,000.00) | (110,000.00) | (110,000.00) | (110,000.00) |
| (14,695.05) | (14,727.09) | (14,759.19) | (14,791.36) | (14,823.60) |
| (139,030.00) | (139,257.00) | (139,484.00) | (139,712.00) | (139,940.00) |
| - | - | - | - | - |
| - | - | - | - | - |
| (22,844.58) | (22,935.10) | (23,025.79) | (23,116.63) | (23,207.62) |
| - | - | - | - | - |
| (100,000.00) | (100,000.00) | (100,000.00) | (100,000.00) | (100,000.00) |
| (140,000.00) | (140,000.00) | (140,000.00) | (140,000.00) | (140,000.00) |
| - | - | - | - | - |
| (71,272.70) | (71,433.36) | (71,594.26) | (71,755.58) | (71,917.27) |
| (112,051.51) | (112,367.12) | (112,683.62) | (113,001.01) | (113,319.30) |
| - | - | - | - | - |
| (130,000.00) | (130,000.00) | (130,000.00) | (130,000.00) | (125,000.00) |
| (1,225,000.00) | (1,225,000.00) | (1,225,000.00) | (1,225,000.00) | (1,225,000.00) |
| (80,000.00) | (80,000.00) | (80,000.00) | (80,000.00) | (80,000.00) |
| (40,000.00) | (40,000.00) | (40,000.00) | (40,000.00) | (40,000.00) |
| - | - | - | - | - |
| - | - | - | - | - |
| (11,297.07) | (11,297.07) | (11,297.07) | (11,297.07) | (11,297.07) |
| (32,636.04) | (32,636.04) | (32,636.04) | (32,636.04) | (32,636.04) |
| (7,531.44) | (7,531.44) | (7,531.44) | (7,531.44) | (7,531.44) |
| (2,460.24) | (2,460.24) | (2,460.24) | (2,460.24) | (2,460.24) |
| (9,359.28) | (9,359.28) | (9,359.28) | (9,359.28) | (9,359.28) |
| (8,464,216.28) | (11,716,304.79) | (11,692,591.37) | (11,046,386.01) | (3,258,492.65) |
| - | - | - | - | - |
| (746,160.96) | (604,966.95) | (654,568.37) | (274,366.85) | (640,655.01) |

| | | | | |
|------------------------|------------------------|------------------------|------------------------|-----------------------|
| (38,106.97) | (11,390.45) | (15,573.95) | (10,228.20) | (28,606.11) |
| (941,432.53) | (164,294.17) | (32,392.67) | (22,019.08) | (30,586.87) |
| 28,940.55 | (18,559.46) | (69,175.56) | (117,664.29) | (60,838.33) |
| - | - | - | - | - |
| - | - | - | - | - |
| - | - | - | - | - |
| - | - | - | - | - |
| - | - | - | - | - |
| (141,550.02) | (131,550.02) | (181,922.00) | (272,883.00) | (301,118.27) |
| 4,163.21 | 4,163.21 | 4,163.21 | (1,270.74) | - |
| - | - | - | - | - |
| - | - | - | - | - |
| (1,315,956.27) | (1,572,602.52) | (1,885,853.49) | (297,178.97) | (647,687.68) |
| - | - | - | - | - |
| (12,905.00) | (15,030.47) | (15,785.92) | (18,962.31) | (14,352.21) |
| - | (4,595.56) | - | - | (4,751.29) |
| - | - | - | (13,578.01) | - |
| - | - | - | (2,851.24) | - |
| (333.00) | (501.00) | - | - | (168.00) |
| 365.69 | 365.69 | 365.69 | (115.38) | - |
| (957.61) | (690.19) | (435.06) | (886.65) | (724.61) |
| (11.90) | (11.90) | (11.90) | (17.78) | (17.78) |
| (73.08) | 1,042.54 | (15.57) | (512.47) | (233.63) |
| 279.61 | 330.26 | 375.72 | 284.87 | 330.33 |
| (324.82) | (426.11) | (125.88) | (377.20) | (302.22) |
| (194,390.25) | (439,171.43) | (269,644.01) | (323,448.38) | (407,744.52) |
| (493,643.65) | (497,834.65) | (497,834.65) | (436,600.23) | (436,600.23) |
| (198,082.48) | (196,675.36) | (195,302.69) | (161,148.93) | (210,894.14) |
| (27,277.85) | (26,368.33) | (24,594.35) | (20,706.57) | (24,198.94) |
| (164,870.82) | (205,631.45) | (223,556.95) | (229,210.93) | (248,796.33) |
| (4,271,268.70) | (3,884,398.32) | (4,061,888.40) | (2,203,742.34) | (3,057,945.84) |
| - | - | - | - | - |
| - | - | - | - | - |
| - | - | - | - | - |
| - | - | - | - | - |
| (35,272.82) | (24,231.82) | (22,228.83) | (26,642.11) | (19,648.51) |
| (3,600.00) | (3,600.00) | (3,600.00) | (3,600.00) | (3,600.00) |
| (205.63) | (205.63) | (205.63) | (205.63) | (205.63) |
| (6,874.50) | (6,874.50) | (6,874.50) | (8,065.50) | (8,065.50) |
| (1,680.00) | (1,572.00) | (1,464.00) | (2,328.00) | (1,464.00) |
| - | - | - | - | - |
| (300.00) | (300.00) | (300.00) | (300.00) | (300.00) |
| (14,342.44) | (13,270.44) | (10,343.39) | (9,884.13) | (10,192.75) |
| - | - | - | - | - |
| 22,500.00 | 22,500.00 | 22,500.00 | 22,500.00 | 22,500.00 |
| (21,033.55) | (21,033.55) | (21,033.55) | (21,033.55) | (21,033.55) |
| - | - | - | - | - |
| (60,808.94) | (48,587.94) | (43,549.90) | (49,558.92) | (42,009.94) |
| (12,796,293.92) | (15,649,291.05) | (15,798,029.67) | (13,299,687.27) | (6,358,448.43) |

| | | | | |
|-----------------------|-----------------------|-----------------------|-----------------------|-----------------------|
| - | - | - | - | - |
| (5,443,132.00) | (5,464,035.51) | (5,484,939.02) | (5,505,318.53) | (5,525,960.04) |
| 572,953.46 | 572,953.46 | 572,953.46 | 572,953.46 | 572,953.46 |
| 121,780.41 | 121,780.41 | 121,780.41 | 121,780.41 | 121,780.41 |
| (4,748,398.13) | (4,769,301.64) | (4,790,205.15) | (4,810,584.66) | (4,831,226.17) |
| (236,769.35) | (229,550.95) | (224,137.15) | (231,740.15) | (224,126.54) |
| - | - | - | - | - |
| - | - | - | - | - |
| (23,680.08) | (21,536.76) | (19,393.44) | (17,250.12) | (17,250.12) |
| - | (5,400,762.27) | (5,400,762.27) | (5,400,762.27) | (5,400,762.27) |
| - | - | - | - | - |
| (260,449.43) | (5,651,849.98) | (5,644,292.86) | (5,649,752.54) | (5,642,138.93) |
| (12,158,919.00) | (12,132,405.08) | (12,230,891.16) | (12,329,377.24) | (12,302,863.32) |
| - | - | - | - | - |
| - | - | - | - | - |
| (1,488,823.29) | (1,483,429.00) | (1,478,034.71) | (1,472,640.42) | (1,467,246.13) |
| (839,758.69) | (836,842.86) | (833,927.03) | (831,011.20) | (828,095.37) |
| (163,806.16) | (162,289.44) | (160,772.72) | (159,256.00) | (157,739.28) |
| (107,529.75) | (107,188.38) | (106,847.01) | (106,505.64) | (106,164.27) |
| (296,107.86) | (295,202.33) | (294,296.80) | (293,391.27) | (292,485.74) |
| (77,399.40) | (77,171.75) | (76,944.10) | (76,716.45) | (76,488.80) |
| (687,018.32) | (685,061.00) | (683,103.68) | (681,146.36) | (679,189.04) |
| - | - | - | - | (55,780.62) |
| (371,490.00) | (368,737.00) | (365,984.00) | (363,231.00) | (360,478.00) |
| (246,109.06) | (246,109.06) | (246,109.06) | (246,109.06) | (246,109.06) |
| (281,043.32) | (280,020.32) | (278,997.32) | (277,974.32) | (276,951.32) |
| (161,423.59) | (161,423.59) | (161,423.59) | (161,423.59) | (161,423.59) |
| - | - | - | - | - |
| (17,328,458.40) | (17,328,458.40) | (17,328,458.40) | (17,328,458.40) | (17,328,458.40) |
| (7,395,319.00) | (7,395,319.00) | (7,395,319.00) | (7,395,319.00) | (7,395,319.00) |
| 281,043.32 | 280,020.32 | 278,997.32 | 277,974.32 | 276,951.32 |
| - | - | - | - | - |
| 161,423.59 | 161,423.59 | 161,423.59 | 161,423.59 | 161,423.59 |
| (40,156,713.82) | (40,181,874.92) | (40,181,874.92) | (40,208,970.01) | (40,233,956.78) |
| (959,060.87) | (959,060.87) | (959,060.87) | (959,060.87) | (959,060.87) |
| (150,000.00) | (150,000.00) | (150,000.00) | (150,000.00) | (150,000.00) |
| (43,000.00) | (43,000.00) | (43,000.00) | (43,000.00) | (43,000.00) |
| (8,500.00) | (8,500.00) | (8,500.00) | (8,500.00) | (8,500.00) |
| (148,434.95) | (148,434.95) | (148,434.95) | (148,434.95) | (148,434.95) |
| (55,080.00) | (55,080.00) | (55,080.00) | (55,080.00) | (55,080.00) |
| (62,600.00) | (62,600.00) | (62,600.00) | (62,600.00) | (62,600.00) |
| (7,610.69) | (7,610.69) | (7,610.69) | (7,610.69) | (7,610.69) |
| (55,365.80) | (55,365.80) | (55,365.80) | (55,365.80) | (55,365.80) |
| (82,592.00) | (82,592.00) | (82,592.00) | (82,592.00) | (82,592.00) |
| (35,000.00) | (35,000.00) | (35,000.00) | (35,000.00) | (35,000.00) |
| (422,611.50) | (422,611.50) | (422,611.50) | (422,611.50) | (422,611.50) |
| (278,874.00) | (283,084.00) | (283,084.00) | (283,084.00) | (283,084.00) |
| (242,348.60) | (242,348.60) | (242,348.60) | (242,348.60) | (242,348.60) |
| (2,348,455.85) | (2,348,455.85) | (2,348,455.85) | (2,348,455.85) | (2,348,455.85) |

| | | | | |
|-------------------------|-------------------------|-------------------------|-------------------------|-------------------------|
| (189,754.78) | (189,754.78) | (189,754.78) | (189,754.78) | (189,754.78) |
| (84,000.00) | (84,000.00) | (84,000.00) | (84,000.00) | (84,000.00) |
| (45,330,002.86) | (45,359,373.96) | (45,359,373.96) | (45,386,469.05) | (45,411,455.82) |
| 12,148,699.08 | 12,218,970.98 | 12,289,242.69 | 12,359,554.42 | 12,429,892.56 |
| (79,350,890.27) | (84,679,767.90) | (84,705,316.95) | (84,770,413.87) | (84,751,345.39) |
| (310,321,050.48) | (315,400,521.71) | (308,906,270.36) | (305,663,691.22) | (305,367,420.59) |

- - - - -

orks, Inc.
et
er 2022

| | 5 | 6 | 7 | 8 | 9 |
|--|---------------------|---------------------|---------------------|---------------------|---------------------|
| | May-22 | Jun-22 | Jul-22 | Aug-22 | Sep-22 |
| | 934,502.70 | 934,502.70 | 934,502.70 | 934,502.70 | 934,502.70 |
| | - | - | - | - | - |
| | - | - | - | - | - |
| | - | - | - | - | - |
| | - | - | - | - | - |
| | 228,178.93 | 228,178.93 | 228,958.93 | 228,958.93 | 228,958.93 |
| | - | - | - | - | - |
| | 552,513.16 | 552,513.16 | 552,513.16 | 552,513.16 | 552,513.16 |
| | 688,358.24 | 688,358.24 | 688,358.24 | 688,358.24 | 688,358.24 |
| | - | - | - | - | - |
| | - | - | - | - | - |
| | - | - | - | - | - |
| | 2,403,553.03 | 2,403,553.03 | 2,404,333.03 | 2,404,333.03 | 2,404,333.03 |
| | 4,844,140.53 | 3,872,198.94 | 3,872,198.94 | 3,872,198.94 | 3,872,198.94 |
| | - | - | - | - | - |
| | 404,000.00 | 404,000.00 | 404,000.00 | 404,000.00 | 404,000.00 |
| | - | - | - | - | - |
| | - | - | - | - | - |
| | - | - | - | - | - |
| | 3,503,015.07 | 3,503,015.07 | 3,503,015.07 | 3,503,015.07 | 3,503,015.07 |
| | - | - | - | - | - |
| | - | - | - | - | - |
| | 25,289.68 | 25,289.68 | 25,289.68 | 37,889.68 | 37,889.68 |
| | - | - | - | - | - |
| | - | - | - | - | - |
| | - | - | - | - | - |
| | 3,772.19 | 3,772.19 | 3,772.19 | 3,772.19 | 3,772.19 |
| | 2,946,105.59 | 2,923,887.95 | 2,923,887.95 | 2,923,887.95 | 2,923,887.95 |
| | 65,787.00 | 65,787.00 | 65,787.00 | 65,787.00 | 65,787.00 |
| | - | - | - | - | - |
| | - | - | - | - | - |
| | - | - | - | - | - |
| | 316,600.44 | 316,600.44 | 328,053.44 | 328,053.44 | 328,053.44 |
| | 7,449,164.44 | 7,449,164.44 | 7,449,164.44 | 7,449,164.44 | 7,449,164.44 |
| | 20,460.19 | 20,460.19 | 20,460.19 | 20,460.19 | 20,460.19 |
| | - | - | - | - | - |
| | 24,450,279.19 | 24,450,279.19 | 24,450,279.19 | 24,450,279.19 | 24,450,279.19 |
| | 387,272.05 | 387,272.05 | 387,272.05 | 387,272.05 | 387,272.05 |
| | - | - | - | - | - |
| | 4,983,156.52 | 4,983,156.52 | 4,983,156.52 | 4,983,156.52 | 4,983,156.52 |
| | - | - | - | - | - |
| | - | - | - | - | - |
| | - | - | - | - | - |
| | - | - | - | - | - |
| | - | - | - | - | - |
| | 6,925,777.75 | 6,925,777.75 | 6,925,777.75 | 6,925,777.75 | 6,925,777.75 |

| | | | | |
|----------------------|----------------------|----------------------|----------------------|----------------------|
| 1,190,259.55 | 1,190,259.55 | 1,190,259.55 | 1,190,259.55 | 1,190,259.55 |
| 240,156.30 | 245,031.25 | 249,385.96 | 249,385.96 | 265,135.35 |
| - | - | - | - | - |
| - | - | - | - | - |
| 1,543.33 | 1,543.33 | 1,543.33 | 1,543.33 | 1,543.33 |
| 3,781,386.79 | 3,781,386.79 | 3,781,386.79 | 3,781,386.79 | 3,781,386.79 |
| 61,538,166.61 | 60,548,882.33 | 60,564,690.04 | 60,577,290.04 | 60,593,039.43 |
| 1,384,803.54 | 1,384,803.54 | 1,384,803.54 | 1,384,803.54 | 1,384,803.54 |
| 5,634,020.42 | 5,634,020.42 | 5,634,020.42 | 5,634,020.42 | 5,634,020.42 |
| - | - | - | - | - |
| - | - | - | - | - |
| - | - | - | - | - |
| - | - | - | - | - |
| - | - | - | - | - |
| 1,135,095.70 | 1,135,095.70 | 1,142,230.60 | 1,148,777.46 | 1,148,777.46 |
| 6,047.12 | 6,047.12 | 6,047.12 | 6,047.12 | 6,047.12 |
| 18,168.32 | 16,371.99 | 26,687.40 | 26,687.40 | 26,687.40 |
| - | - | - | - | - |
| - | - | - | - | - |
| - | - | - | - | - |
| 15,857.20 | 15,857.20 | 15,857.20 | 15,857.20 | 15,857.20 |
| 248,484.33 | 248,484.33 | 248,484.33 | 248,484.33 | 248,484.33 |
| 54,759.15 | 54,759.15 | 54,759.15 | 54,759.15 | 54,759.15 |
| - | - | - | - | - |
| - | - | - | - | - |
| - | - | - | - | - |
| 742,552.49 | 742,552.49 | 742,552.49 | 742,552.49 | 742,552.49 |
| - | - | - | - | - |
| - | - | - | - | - |
| - | - | - | - | - |
| - | - | - | - | - |
| - | - | - | - | - |
| 76,495.62 | 76,495.62 | 76,495.62 | 76,495.62 | 76,495.62 |
| 13,500.00 | 13,500.00 | 13,500.00 | 13,500.00 | 13,500.00 |
| - | - | - | - | - |
| 15,955,256.84 | 15,955,256.84 | 15,961,348.38 | 15,961,348.38 | 15,965,848.38 |
| - | - | - | - | - |
| 1,376,761.67 | 1,376,761.67 | 1,376,761.67 | 1,376,761.67 | 1,376,761.67 |
| - | - | - | - | - |
| 26,661,802.40 | 26,660,006.07 | 26,683,547.92 | 26,690,094.78 | 26,694,594.78 |
| (384,880.18) | (384,880.18) | (384,880.18) | (384,880.18) | (384,880.18) |
| (460,025.00) | (460,025.00) | (460,025.00) | (460,025.00) | (460,025.00) |
| 398,866.88 | 400,269.40 | 401,671.91 | 403,074.42 | 404,476.94 |
| 246,736.89 | 247,586.51 | 248,436.13 | 249,285.75 | 250,135.37 |
| - | - | - | - | - |
| - | - | - | - | - |
| - | - | - | - | - |
| - | - | - | - | - |
| - | - | - | - | - |
| 11,114,488.24 | 11,107,002.25 | 11,224,659.15 | 11,224,659.15 | 11,224,659.15 |
| 322,272.32 | 322,272.32 | 322,272.32 | 322,272.32 | 322,272.32 |
| 360,604.84 | 360,604.84 | 360,604.84 | 360,604.84 | 360,604.84 |
| 5,962,821.33 | 5,962,821.33 | 5,962,821.33 | 5,962,821.33 | 5,987,681.33 |
| 239,018.36 | 239,018.36 | 239,018.36 | 239,018.36 | 239,018.36 |

| | | | | |
|---------------|---------------|---------------|---------------|---------------|
| 13,075,686.45 | 13,075,686.45 | 13,075,686.45 | 13,075,686.45 | 13,075,686.45 |
| 1,440,589.96 | 1,440,589.96 | 1,440,589.96 | 1,440,589.96 | 1,440,589.96 |
| 531,932.04 | 531,932.04 | 531,932.04 | 531,932.04 | 531,932.04 |
| 235,507.36 | 235,507.36 | 235,507.36 | 235,507.36 | 235,507.36 |
| - | - | - | - | - |
| 45,523,240.18 | 45,523,240.18 | 45,949,835.62 | 45,949,835.62 | 46,184,448.92 |
| 122,253.28 | 122,253.28 | 122,253.28 | 122,253.28 | 122,253.28 |
| - | - | - | - | - |
| - | - | - | - | - |
| - | - | - | - | - |
| - | - | - | - | - |
| 3,129,241.29 | 3,129,241.29 | 3,169,863.09 | 3,175,018.59 | 3,249,295.66 |
| 49,084.81 | 49,084.81 | 49,084.81 | 49,084.81 | 49,084.81 |
| 26,499.10 | 26,499.10 | 26,499.10 | 26,499.10 | 26,499.10 |
| 64,058.55 | 64,058.55 | 64,058.55 | 64,058.55 | 64,058.55 |
| 67,980.24 | 67,980.24 | 67,980.24 | 67,980.24 | 67,980.24 |
| - | - | - | - | - |
| - | - | - | - | - |
| 26,342,415.29 | 26,342,415.29 | 26,342,415.29 | 26,401,929.29 | 26,497,024.87 |
| - | - | - | - | - |
| - | - | - | - | - |
| - | - | - | - | - |
| - | - | - | - | - |
| 1,482,092.25 | 1,479,791.18 | 1,479,791.18 | 1,479,791.18 | 1,479,791.18 |
| 4,820,151.35 | 4,821,212.83 | 4,834,921.63 | 4,851,139.63 | 4,850,050.68 |
| - | - | - | - | - |
| - | - | - | - | - |
| - | - | - | - | - |
| - | - | - | - | - |
| - | - | - | - | - |
| - | - | - | - | - |
| - | - | - | - | - |
| 3,894,295.02 | 3,900,677.41 | 3,953,739.50 | 3,959,425.66 | 4,038,226.38 |
| 7,359,359.05 | 7,389,475.32 | 7,404,248.22 | 7,422,343.26 | 7,435,412.92 |
| 1,993,218.99 | 1,999,599.29 | 2,009,807.77 | 2,012,997.92 | 2,016,826.10 |
| 4,535,755.16 | 4,523,300.39 | 4,527,959.37 | 4,536,915.84 | 4,530,187.78 |
| - | - | - | - | - |
| 2,469,347.19 | 2,482,729.93 | 2,484,474.13 | 2,486,372.33 | 2,496,403.37 |
| - | - | - | - | - |
| - | - | - | - | - |
| - | - | - | - | - |
| - | - | - | - | - |
| - | - | - | - | - |
| - | - | - | - | - |
| - | - | - | - | - |
| - | - | - | - | - |
| - | - | - | - | - |
| - | - | - | - | - |
| - | - | - | - | - |
| - | - | - | - | - |
| - | - | - | - | - |
| - | - | - | - | - |
| - | - | - | - | - |
| - | - | - | - | - |
| - | - | - | - | - |
| - | - | - | - | - |
| - | - | - | - | - |
| - | - | - | - | - |
| - | - | - | - | - |
| - | - | - | - | - |
| - | - | - | - | - |
| - | - | - | - | - |
| - | - | - | - | - |
| - | - | - | - | - |
| 5,261.49 | 5,261.49 | 5,261.49 | 5,261.49 | 5,261.49 |
| 3,164,729.13 | 3,164,729.13 | 3,171,175.42 | 3,171,175.42 | 3,182,001.68 |
| - | - | - | - | - |
| - | - | - | - | - |

| | | | | |
|------------------------|------------------------|------------------------|------------------------|------------------------|
| 100,205.95 | 100,205.95 | 100,205.95 | 100,205.95 | 100,205.95 |
| 1,836,665.65 | 1,836,665.65 | 1,836,665.65 | 1,846,169.65 | 1,846,169.65 |
| 900.00 | 900.00 | 900.00 | 900.00 | 900.00 |
| - | - | - | - | - |
| - | - | - | - | - |
| - | - | - | - | - |
| 30,352.30 | 30,352.30 | 30,352.30 | 30,352.30 | 30,352.30 |
| 565.00 | 565.00 | 565.00 | 565.00 | 565.00 |
| 97,067.72 | 97,067.72 | 97,067.72 | 97,067.72 | 97,067.72 |
| 295,946.98 | 295,946.98 | 295,946.98 | 295,946.98 | 295,946.98 |
| - | - | - | - | - |
| - | - | - | - | - |
| - | - | - | - | - |
| - | - | - | - | - |
| 140,494,305.46 | 140,531,638.95 | 141,223,366.96 | 141,353,836.61 | 141,893,673.55 |
| 677,695.98 | 677,695.98 | 677,695.98 | 677,695.98 | 677,695.98 |
| 3,924,562.94 | 3,924,562.94 | 3,963,983.60 | 3,963,983.60 | 3,895,906.92 |
| 855,929.77 | 855,929.77 | 855,929.77 | 855,929.77 | 855,929.77 |
| - | - | - | - | - |
| 186,087.04 | 186,087.04 | 190,326.84 | 190,326.84 | 190,326.84 |
| 376,133.08 | 376,133.08 | 376,133.08 | 376,133.08 | 376,133.08 |
| 1,066,413.85 | 1,062,724.10 | 1,062,724.10 | 1,067,968.86 | 1,000,455.78 |
| - | - | - | - | - |
| - | - | - | - | - |
| - | - | - | - | - |
| - | - | - | - | - |
| 8,255,600.85 | 8,281,406.10 | 8,286,403.85 | 8,286,403.85 | 8,295,205.99 |
| 783,544.01 | 787,071.98 | 797,295.78 | 797,295.78 | 794,220.61 |
| - | - | - | - | - |
| 16,125,967.52 | 16,151,610.99 | 16,210,493.00 | 16,215,737.76 | 16,085,874.97 |
| 28,856.17 | 28,856.17 | 28,856.17 | 28,856.17 | 28,856.17 |
| 229,132.31 | 229,132.31 | 229,132.31 | 229,132.31 | 229,132.31 |
| 257,988.48 | 257,988.48 | 257,988.48 | 257,988.48 | 257,988.48 |
| 247,481,783.50 | 246,553,679.85 | 247,344,419.43 | 247,499,280.70 | 247,929,504.24 |
| (88,807,414.08) | (88,822,037.32) | (89,340,503.81) | (89,859,216.79) | (90,145,782.64) |
| 7,259,908.79 | 7,261,943.16 | 7,322,615.95 | 7,324,631.04 | 7,371,952.14 |
| 7,337,597.59 | 7,898,819.71 | 7,898,819.71 | 7,895,222.51 | 7,971,308.92 |
| 3,531,600.00 | 3,531,600.00 | 3,531,600.00 | 3,531,600.00 | 3,531,600.00 |
| (70,678,307.70) | (70,129,674.45) | (70,587,468.15) | (71,107,763.24) | (71,270,921.58) |
| 176,803,475.80 | 176,424,005.40 | 176,756,951.28 | 176,391,517.46 | 176,658,582.66 |
| (10,026.30) | (10,026.31) | (10,026.38) | (7,834.78) | (10,026.45) |
| 586,793.14 | 1,144,154.00 | 923,601.86 | 1,075,275.14 | 1,642,455.79 |
| 84.87 | 84.87 | 84.87 | 84.87 | 84.87 |
| 217,730.10 | 264,452.73 | 274,444.76 | 290,813.70 | 298,748.56 |
| 794,581.81 | 1,398,665.29 | 1,188,105.11 | 1,358,338.93 | 1,931,262.77 |
| 177,598,057.61 | 177,822,670.69 | 177,945,056.39 | 177,749,856.39 | 178,589,845.43 |

| | | | | |
|---------------------|---------------------|----------------------|---------------------|---------------------|
| 2,000.01 | 2,000.00 | 2,000.00 | 2,000.00 | 2,000.00 |
| 2,000.00 | 2,000.00 | 2,000.00 | 2,000.00 | 2,000.00 |
| 2,000.00 | 2,000.00 | 2,000.00 | 2,000.00 | 2,000.00 |
| - | - | - | - | - |
| - | - | - | - | - |
| - | - | - | - | - |
| - | - | - | - | - |
| - | - | - | - | - |
| 159,841.87 | 521,825.03 | 786,269.89 | 1,114,591.48 | 1,238,995.80 |
| - | - | - | - | - |
| - | - | - | - | - |
| - | - | - | - | - |
| 946,389.08 | 1,195,385.28 | 1,786,861.35 | 1,232,514.12 | 1,905,687.68 |
| 2,868,120.10 | 2,644,409.90 | 3,149,652.33 | 3,634,249.32 | 2,669,556.75 |
| 2,908,156.68 | 1,769,006.49 | 2,060,078.31 | 1,812,614.75 | 2,329,612.68 |
| 2,133,505.03 | 2,639,536.80 | 3,041,731.07 | 746,085.95 | 827,691.48 |
| - | - | - | - | - |
| 5,224.84 | 5,224.84 | 5,224.84 | 5,224.84 | - |
| - | - | - | - | - |
| 16,977.03 | 16,977.03 | 16,977.03 | - | - |
| 14,562.16 | 14,562.16 | 14,562.16 | 14,562.16 | - |
| 4,577.68 | 4,577.68 | 4,577.68 | 4,577.68 | - |
| - | - | - | - | - |
| 321,134.65 | 424,705.48 | 535,322.34 | 638,032.56 | 725,708.63 |
| - | - | - | - | - |
| - | - | - | - | - |
| - | - | - | - | - |
| - | - | - | - | - |
| - | - | - | - | - |
| 9,384,489.13 | 9,242,210.69 | 11,407,257.00 | 9,208,452.86 | 9,703,253.02 |
| - | - | - | - | - |
| 2,330,858.91 | 2,358,383.65 | 3,963,607.31 | 2,935,726.42 | 4,359,720.81 |
| - | - | - | - | - |
| 23,650.66 | 16,151.14 | 25,359.86 | 13,578.70 | 14,005.90 |
| 262,337.36 | 269,758.31 | 274,194.74 | 284,702.52 | 287,967.91 |
| - | - | - | - | - |
| 37,987.19 | 42,178.50 | 35,107.83 | 30,442.53 | 35,202.57 |
| (25,000.00) | (25,000.00) | (25,000.00) | (25,000.00) | (25,000.00) |
| (18,711.96) | (22,330.55) | (22,330.55) | (22,330.55) | (19,806.05) |
| 2,611,122.16 | 2,639,141.05 | 4,250,939.19 | 3,217,119.62 | 4,652,091.14 |
| - | - | - | - | - |
| 2,308,731.00 | 3,074,709.00 | 3,016,120.00 | 3,527,558.00 | 2,685,833.00 |
| 1,936,310.17 | 1,664,255.06 | 1,393,832.69 | 1,135,046.88 | 875,700.21 |
| - | - | - | - | - |
| 358,684.89 | 179,060.67 | 534.65 | 344.13 | 270.65 |
| - | - | - | - | - |
| - | - | - | - | - |
| 4,603,726.06 | 4,918,024.73 | 4,410,487.34 | 4,662,949.01 | 3,561,803.86 |
| 426,143.72 | 406,801.01 | 403,157.62 | 398,935.70 | 406,646.49 |

| | | | | |
|----------------------|----------------------|----------------------|----------------------|----------------------|
| 208,374.22 | 207,765.40 | 194,346.82 | 193,890.46 | 171,764.12 |
| 930.51 | 657.51 | 657.51 | 566.51 | 566.51 |
| - | - | - | - | - |
| 294,391.14 | 370,386.96 | 395,709.86 | 347,221.63 | 296,564.52 |
| (75.13) | (75.13) | (75.13) | (75.13) | (75.13) |
| 20,553.11 | 20,553.11 | 20,553.11 | 20,553.11 | 20,553.11 |
| - | - | - | - | - |
| - | - | - | - | - |
| - | - | - | - | - |
| 19,663.89 | 17,585.85 | 15,536.33 | 13,245.29 | 11,436.93 |
| - | - | - | - | - |
| - | - | - | - | - |
| - | - | - | - | - |
| (26,557.89) | (108,569.27) | (124,592.00) | (78,524.67) | (59,835.40) |
| 943,423.57 | 915,105.44 | 905,294.12 | 895,812.90 | 847,621.15 |
| 150,689.51 | 158,819.47 | 99,522.36 | 169,764.75 | 176,910.00 |
| - | - | - | - | - |
| 377,220.15 | 444,603.72 | 469,087.09 | 453,421.72 | 469,344.89 |
| - | 767,534.35 | 511,689.55 | 255,844.75 | - |
| - | - | - | - | - |
| - | - | - | - | - |
| 27,500.00 | 27,500.00 | 27,500.00 | 27,500.00 | 27,500.00 |
| 32,000.00 | 32,000.00 | 32,000.00 | 32,000.00 | 32,000.00 |
| 328,217.28 | 320,693.41 | 301,035.90 | 296,733.91 | 305,768.78 |
| - | - | - | - | - |
| - | - | - | - | - |
| (28,240.26) | (28,240.26) | (28,240.26) | (28,240.26) | (28,240.26) |
| 887,386.68 | 1,722,910.69 | 1,412,594.64 | 1,207,024.87 | 983,283.41 |
| 15,320,461.11 | 14,804,872.80 | 13,991,276.95 | 15,822,496.00 | 15,790,512.21 |
| - | - | - | - | - |
| 2,933,654.13 | 3,095,927.98 | 3,146,025.05 | 3,464,004.05 | 3,593,860.25 |
| 434,608.46 | 458,587.19 | 492,233.16 | 506,638.82 | 519,937.84 |
| 12,954.74 | - | - | - | - |
| 3,524,451.27 | 3,755,974.52 | 4,002,766.54 | 4,309,614.43 | 4,597,646.34 |
| 22,226,129.71 | 22,115,362.49 | 21,632,301.70 | 24,102,753.30 | 24,501,956.64 |
| 40,656,277.31 | 41,552,755.09 | 44,018,873.99 | 43,294,112.56 | 44,250,009.22 |
| - | - | - | - | - |
| - | - | - | - | - |
| - | - | - | - | - |
| - | - | - | - | - |
| 59,987,064.61 | 59,816,577.37 | 59,646,090.91 | 59,475,603.67 | 59,305,116.43 |
| - | - | - | - | - |
| - | - | - | - | - |
| - | - | - | - | - |
| - | - | - | - | - |
| - | - | - | - | - |
| - | - | - | - | - |
| - | - | - | - | - |

| | | | | |
|------------|------------|------------|------------|------------|
| 16,525.67 | 16,455.05 | 16,384.43 | 16,313.81 | 16,243.19 |
| 4,931.73 | 4,910.65 | 4,889.57 | 4,868.49 | 4,847.41 |
| 14,636.32 | 14,448.67 | 14,261.02 | 14,073.37 | 13,885.73 |
| - | - | - | - | - |
| - | - | - | - | - |
| 11,589.63 | 11,203.82 | 10,818.01 | 10,432.21 | 10,046.40 |
| - | - | - | - | - |
| - | - | - | - | - |
| - | - | - | - | - |
| - | - | - | - | - |
| - | - | - | - | - |
| - | - | - | - | - |
| - | - | - | - | - |
| 1,129.60 | 1,091.95 | 1,054.30 | 1,016.65 | 979.00 |
| 5,794.70 | 5,656.86 | 5,519.03 | 5,381.19 | 5,243.36 |
| 3,141.43 | 3,064.73 | 2,988.04 | 2,911.34 | 2,834.65 |
| - | - | - | - | - |
| - | - | - | - | - |
| - | - | - | - | - |
| - | - | - | - | - |
| - | - | - | - | - |
| - | - | - | - | - |
| - | - | - | - | - |
| - | - | - | - | - |
| 10,533.23 | 10,533.23 | 10,533.23 | 10,533.23 | 10,533.23 |
| 5,295.95 | 5,295.95 | 5,295.95 | 5,295.95 | 5,295.95 |
| 838,814.09 | 836,777.09 | 836,777.09 | 836,777.09 | 834,696.09 |
| 644.00 | 3,123.02 | 9,834.90 | 9,834.90 | 10,235.90 |
| - | - | - | - | - |
| - | - | - | - | - |
| - | - | - | - | - |
| - | - | - | - | - |
| - | - | - | - | - |
| - | - | - | - | - |
| - | - | - | - | - |
| - | - | - | - | - |
| 8,240.71 | 8,154.91 | 8,069.10 | 7,983.30 | 7,897.49 |
| - | - | - | - | - |
| - | - | - | - | - |
| - | - | - | - | - |
| - | - | - | - | - |
| - | - | - | - | - |
| - | - | - | - | - |
| - | - | - | - | - |
| - | - | - | - | - |
| - | - | - | - | - |
| 2,704.16 | 2,524.27 | 2,344.39 | 2,164.52 | 1,984.62 |
| 3,398.93 | 3,172.18 | 2,945.41 | 2,718.67 | 2,491.89 |
| 12,017.16 | 11,794.62 | 11,572.08 | 11,349.53 | 11,127.00 |
| 5,500.05 | 5,316.71 | 5,133.38 | 4,950.04 | 4,766.71 |
| - | - | - | - | - |
| 6,584.33 | 6,503.60 | 6,422.87 | 6,342.14 | 6,261.41 |
| 26,972.94 | 26,649.72 | 26,326.49 | 26,003.27 | 25,680.04 |
| 96,544.90 | 95,698.01 | 94,851.12 | 94,004.23 | 93,157.34 |
| 46,092.01 | 45,687.70 | 45,283.39 | 44,879.08 | 44,474.77 |
| - | - | - | - | - |
| (545.91) | (545.91) | (545.91) | (545.91) | (545.91) |

| | | | | |
|-----------------------|-----------------------|-----------------------|-----------------------|-----------------------|
| 1,352.75 | 1,159.50 | 966.25 | 773.00 | 579.75 |
| 11,636.92 | 11,495.01 | 11,353.10 | 11,211.19 | 11,069.28 |
| - | - | - | - | - |
| - | - | - | - | - |
| - | - | - | - | - |
| 2,062.69 | 1,721.19 | 1,379.68 | 1,038.18 | 696.66 |
| 2,250.16 | 2,109.48 | 1,968.89 | 1,828.30 | 1,687.62 |
| - | - | - | - | - |
| 4,767.27 | 4,095.50 | 3,423.68 | 2,751.91 | 2,080.08 |
| 5,907.00 | 5,596.09 | 5,285.20 | 4,974.32 | 4,663.39 |
| 5,839.00 | 5,693.02 | 5,547.05 | 5,401.08 | 5,255.10 |
| - | - | - | - | - |
| - | - | - | - | - |
| 28,126.34 | 26,645.91 | 25,165.60 | 23,685.25 | 22,204.82 |
| 101,116.55 | 100,127.02 | 99,137.48 | 98,147.94 | 97,158.41 |
| - | - | - | - | - |
| - | - | - | - | - |
| 15,448.15 | 15,214.17 | 14,980.19 | 14,746.21 | 14,512.23 |
| - | - | - | - | - |
| - | - | - | - | - |
| - | - | - | - | - |
| - | - | - | - | - |
| - | - | - | - | - |
| - | - | - | - | - |
| - | - | - | - | - |
| 26,597.90 | 25,967.76 | 25,337.62 | 24,707.49 | 24,077.34 |
| - | - | - | - | - |
| - | - | - | - | - |
| - | - | - | - | - |
| 243,572.74 | 239,659.87 | 235,747.01 | 231,834.15 | 227,921.27 |
| 155,927.69 | 155,225.90 | 154,524.11 | 153,822.32 | 153,120.53 |
| - | - | - | - | - |
| - | - | - | - | - |
| - | - | - | - | - |
| - | - | - | - | - |
| - | - | - | - | - |
| 8,275,030.65 | 8,239,323.98 | 8,203,617.31 | 8,167,910.64 | 8,132,203.97 |
| 1,087,650.50 | 1,083,961.00 | 1,080,271.50 | 1,076,582.00 | 1,072,892.50 |
| - | - | - | - | - |
| - | - | - | - | - |
| 71,074,896.55 | 70,852,089.60 | 70,635,553.47 | 70,412,304.75 | 70,187,375.65 |
| - | - | - | - | - |
| - | - | - | - | - |
| - | - | - | - | - |
| - | - | - | - | - |
| - | - | - | - | - |
| - | - | - | - | - |
| 10,967,914.82 | 10,712,844.00 | 10,457,181.08 | 10,199,866.16 | 9,942,775.24 |
| - | - | - | - | - |
| 5,400,762.27 | 5,400,762.27 | 5,400,762.27 | 5,400,762.27 | 5,400,762.27 |
| 87,443,573.64 | 86,965,695.87 | 86,493,496.82 | 86,012,933.18 | 85,530,913.16 |
| 305,697,908.56 | 306,341,121.65 | 308,457,427.20 | 307,056,902.13 | 308,370,767.81 |

| | | | | |
|------------------------|------------------------|------------------------|------------------------|------------------------|
| (30,000.00) | (30,000.00) | (30,000.00) | (30,000.00) | (30,000.00) |
| (91,201,250.15) | (91,201,250.15) | (91,201,250.15) | (91,201,250.15) | (91,201,250.15) |
| - | - | - | - | - |
| - | - | - | - | - |
| - | - | - | - | - |
| 764,923.40 | 369,306.22 | (313,222.26) | (1,208,540.09) | (1,612,404.14) |
| (90,466,326.75) | (90,861,943.93) | (91,544,472.41) | (92,439,790.24) | (92,843,654.29) |
| - | - | - | - | - |
| - | - | - | - | - |
| - | - | - | - | - |
| - | - | - | - | - |
| (1,214,805.10) | (1,200,498.28) | (1,186,149.87) | (1,171,759.76) | (1,157,327.81) |
| (139,852.08) | (138,761.08) | (137,662.08) | (136,556.08) | (135,442.08) |
| (441,163.52) | (438,315.52) | (435,447.52) | (432,558.52) | (429,648.52) |
| (97,794.00) | (97,108.00) | (96,417.00) | (95,721.00) | (95,021.00) |
| (33,680.00) | (33,468.00) | (33,255.00) | (33,040.00) | (32,824.00) |
| (440,701.19) | (437,133.19) | (433,557.19) | (429,972.19) | (426,378.19) |
| - | - | - | - | - |
| - | - | - | - | - |
| - | - | - | - | - |
| - | - | - | - | - |
| - | - | - | - | - |
| - | - | - | - | - |
| - | - | - | - | - |
| - | - | - | - | - |
| (1,556,096.33) | (1,547,686.71) | (1,539,259.83) | (1,530,815.64) | (1,522,354.12) |
| - | - | - | - | - |
| (4,505,000.00) | (4,505,000.00) | (4,505,000.00) | (4,505,000.00) | (4,505,000.00) |
| (234,763.99) | (233,508.38) | (232,250.04) | (230,988.95) | (229,725.11) |
| (2,420,622.69) | (2,408,817.69) | (2,396,993.69) | (2,385,149.69) | (2,373,286.69) |
| - | - | - | - | - |
| - | - | - | - | - |
| (1,014,116.54) | (1,012,125.35) | (1,010,126.46) | (1,008,119.86) | (1,006,105.53) |
| (4,460,000.00) | (4,460,000.00) | (4,460,000.00) | (4,460,000.00) | (4,460,000.00) |
| (605,000.00) | (605,000.00) | (605,000.00) | (605,000.00) | (605,000.00) |
| (7,665,000.00) | (7,665,000.00) | (7,665,000.00) | (7,665,000.00) | (7,665,000.00) |
| - | - | - | - | - |
| (3,044,382.51) | (3,038,287.56) | (3,032,178.87) | (3,026,056.42) | (3,019,920.17) |
| (5,214,097.33) | (5,204,453.18) | (5,194,781.87) | (5,185,083.32) | (5,175,357.45) |
| (7,000,000.00) | (7,000,000.00) | (7,000,000.00) | (7,000,000.00) | (7,000,000.00) |
| - | - | - | - | - |
| (71,195,000.00) | (71,195,000.00) | (71,195,000.00) | (69,970,000.00) | (69,965,000.00) |
| (4,905,000.00) | (4,905,000.00) | (4,905,000.00) | (4,905,000.00) | (4,905,000.00) |

| | | | | |
|-------------------------|-------------------------|-------------------------|-------------------------|-------------------------|
| (45,000.00) | (45,000.00) | (45,000.00) | (45,000.00) | (45,000.00) |
| (6,695,000.00) | (6,695,000.00) | (6,695,000.00) | (6,695,000.00) | (6,695,000.00) |
| (90,000.00) | (90,000.00) | (90,000.00) | (90,000.00) | (90,000.00) |
| (88,493.72) | (87,552.30) | (86,610.88) | (85,669.46) | (84,728.03) |
| (293,723.23) | (291,003.56) | (288,283.89) | (285,564.22) | (282,844.55) |
| (64,016.06) | (63,388.44) | (62,760.82) | (62,133.20) | (61,505.58) |
| (22,552.42) | (22,347.40) | (22,142.38) | (21,937.36) | (21,732.34) |
| (233,203.60) | (232,423.66) | (231,643.72) | (230,863.78) | (230,083.84) |
| - | - | - | - | - |
| (123,719,064.31) | (123,651,878.30) | (123,584,521.11) | (122,291,989.45) | (122,219,285.01) |
| (253,606.76) | (449,942.10) | (1,290,538.70) | (2,229,813.80) | (2,349,063.03) |
| - | - | - | - | - |
| - | - | - | - | - |
| - | - | - | - | - |
| (168,481.79) | (168,971.51) | (169,462.65) | (169,955.21) | (170,449.22) |
| (12,504.00) | (12,594.00) | (12,685.00) | (12,775.00) | (12,866.00) |
| (32,573.00) | (32,818.00) | (33,063.00) | (33,309.00) | (33,556.00) |
| (7,857.00) | (7,914.00) | (7,972.00) | (8,030.00) | (8,087.00) |
| (2,418.00) | (2,437.00) | (2,455.00) | (2,474.00) | (2,492.00) |
| (42,134.00) | (42,238.00) | (42,342.00) | (42,446.00) | (42,550.00) |
| - | - | - | - | - |
| - | - | - | - | - |
| (99,581.31) | (99,785.79) | (99,990.68) | (100,195.99) | (100,401.72) |
| - | - | - | - | - |
| (110,000.00) | (110,000.00) | (110,000.00) | (110,000.00) | (110,000.00) |
| (14,855.91) | (14,888.30) | (14,920.75) | (14,953.28) | (14,985.88) |
| (140,169.00) | (140,398.00) | (140,627.00) | (140,857.00) | (141,087.00) |
| - | - | - | - | - |
| - | - | - | - | - |
| (23,298.78) | (23,390.11) | (23,481.59) | (23,573.23) | (23,665.04) |
| - | - | - | - | - |
| (100,000.00) | (100,000.00) | (100,000.00) | (100,000.00) | (100,000.00) |
| (140,000.00) | (140,000.00) | (140,000.00) | (140,000.00) | (140,000.00) |
| - | - | - | - | - |
| (72,079.33) | (72,241.75) | (72,404.54) | (72,567.69) | (72,731.21) |
| (113,638.48) | (113,958.57) | (114,279.55) | (114,601.44) | (114,924.24) |
| - | - | - | - | - |
| (125,000.00) | (125,000.00) | (125,000.00) | (125,000.00) | (125,000.00) |
| (1,225,000.00) | (1,225,000.00) | (1,225,000.00) | (1,225,000.00) | (1,230,000.00) |
| (80,000.00) | (80,000.00) | (80,000.00) | (80,000.00) | (80,000.00) |
| (40,000.00) | (40,000.00) | (40,000.00) | (40,000.00) | (40,000.00) |
| - | - | - | - | - |
| - | - | - | - | - |
| (11,297.07) | (11,297.07) | (11,297.07) | (11,297.07) | (11,297.07) |
| (32,636.04) | (32,636.04) | (32,636.04) | (32,636.04) | (32,636.04) |
| (7,531.44) | (7,531.44) | (7,531.44) | (7,531.44) | (7,531.44) |
| (2,460.24) | (2,460.24) | (2,460.24) | (2,460.24) | (2,460.24) |
| (9,359.28) | (9,359.28) | (9,359.28) | (9,359.28) | (9,359.28) |
| (2,866,481.43) | (3,064,861.20) | (3,907,506.53) | (4,848,835.71) | (4,975,142.41) |
| - | - | - | - | - |
| (424,574.20) | (501,012.45) | (686,153.90) | (301,723.27) | (484,213.32) |

| | | | | |
|-----------------------|-----------------------|-----------------------|-----------------------|-----------------------|
| (8,543.12) | (11,580.91) | (27,201.61) | (5,290.09) | (15,469.52) |
| (103,671.62) | (363,644.14) | (759,068.36) | (25,828.82) | (410,910.25) |
| (54,388.22) | (37,569.02) | (99,853.44) | (77,001.08) | (81,898.25) |
| - | - | - | - | - |
| - | - | - | - | - |
| - | - | - | - | - |
| - | - | - | - | - |
| - | - | - | - | - |
| (609,152.65) | - | (90,961.00) | (181,922.00) | - |
| - | (2,604.44) | - | (1,332.89) | - |
| - | - | - | - | - |
| - | - | - | - | - |
| (1,009,880.01) | (1,254,075.18) | (1,615,970.60) | (637,016.81) | (273,417.34) |
| - | - | - | - | - |
| (7,636.37) | (10,680.29) | (15,198.14) | (20,539.26) | (24,641.54) |
| (4,863.48) | - | - | (1,133.15) | - |
| - | (14,410.62) | - | (14,305.92) | - |
| - | (3,064.69) | - | (3,007.18) | - |
| (168.00) | - | - | - | - |
| - | (230.76) | - | (115.38) | - |
| (489.35) | (922.04) | (613.69) | (1,028.31) | (772.18) |
| (17.78) | (12.61) | (12.61) | (42.42) | (12.61) |
| 46.29 | (397.01) | (66.94) | (710.57) | (375.79) |
| 375.79 | 277.17 | 326.71 | 245.49 | 308.80 |
| (181.31) | (362.00) | (246.22) | (412.74) | (292.18) |
| (513,461.76) | (617,253.06) | (389,189.82) | (482,055.78) | (979,720.63) |
| (461,159.85) | (504,298.89) | (360,094.46) | (360,094.46) | (400,818.50) |
| (298,211.80) | (168,376.41) | (213,341.24) | (121,186.60) | (204,852.07) |
| (30,664.31) | (21,114.60) | (24,461.20) | (17,195.15) | (23,118.39) |
| (267,600.75) | (268,516.25) | (243,029.32) | (203,527.73) | (220,123.91) |
| (3,794,242.50) | (3,779,848.20) | (4,525,135.84) | (2,455,224.12) | (3,120,327.68) |
| - | - | - | - | - |
| - | - | - | - | - |
| - | - | - | - | - |
| - | - | - | - | - |
| (26,431.15) | (29,058.05) | (38,436.59) | (39,083.20) | (36,489.44) |
| (4,000.00) | (4,220.00) | (4,220.00) | (4,220.00) | (4,420.00) |
| (205.63) | (302.00) | (302.00) | (302.00) | (302.00) |
| (8,065.50) | (23,914.50) | (23,914.50) | (32,887.50) | (45,280.50) |
| (1,056.00) | (948.00) | (948.00) | (948.00) | (948.00) |
| - | - | - | - | - |
| (300.00) | (300.00) | (300.00) | (300.00) | (300.00) |
| (16,271.75) | (24,055.44) | (18,456.44) | (17,357.44) | (18,007.29) |
| - | - | - | - | - |
| 22,500.00 | 22,500.00 | 27,500.00 | 27,500.00 | 27,500.00 |
| (21,033.55) | (21,033.55) | (21,033.55) | (21,033.55) | (21,033.55) |
| - | - | - | - | - |
| (54,863.58) | (81,331.54) | (80,111.08) | (88,631.69) | (99,280.78) |
| (6,715,587.51) | (6,926,040.94) | (8,512,753.45) | (7,392,691.52) | (8,194,750.87) |

| | | | | |
|-----------------------|-----------------------|-----------------------|-----------------------|-----------------------|
| - | - | - | - | - |
| (5,546,601.55) | (5,567,243.06) | (5,587,622.57) | (5,608,002.08) | (5,628,381.59) |
| 572,953.46 | 572,953.46 | 572,953.46 | 572,953.46 | 572,953.46 |
| 121,780.41 | 121,780.41 | 121,780.41 | 121,780.41 | 121,780.41 |
| (4,851,867.68) | (4,872,509.19) | (4,892,888.70) | (4,913,268.21) | (4,933,647.72) |
| (216,381.19) | (231,442.84) | (223,697.49) | (215,952.14) | (228,149.79) |
| - | - | - | - | - |
| - | - | - | - | - |
| (17,250.12) | (17,250.12) | (17,250.12) | (17,250.12) | (17,250.12) |
| (5,400,762.27) | (5,400,762.27) | (5,400,762.27) | (5,400,762.27) | (5,400,762.27) |
| - | - | - | - | - |
| (5,634,393.58) | (5,649,455.23) | (5,641,709.88) | (5,633,964.53) | (5,646,162.18) |
| (12,401,349.40) | (12,499,835.48) | (12,473,321.56) | (12,571,807.64) | (12,670,293.72) |
| - | - | - | - | - |
| - | - | - | - | - |
| (1,461,851.84) | (1,456,457.55) | (1,451,063.26) | (1,445,668.97) | (1,440,274.68) |
| (825,179.54) | (822,263.71) | (819,347.88) | (816,432.05) | (813,516.22) |
| (156,222.56) | (154,705.84) | (153,189.12) | (151,672.40) | (150,155.68) |
| (105,822.90) | (105,481.53) | (105,140.16) | (104,798.79) | (104,457.42) |
| (291,580.21) | (290,674.68) | (289,769.15) | (288,863.62) | (287,958.09) |
| (76,261.15) | (76,033.50) | (75,805.85) | (75,578.20) | (75,350.55) |
| (677,231.72) | (675,274.40) | (673,317.08) | (671,359.76) | (669,402.44) |
| (55,625.24) | (55,469.86) | (55,314.48) | (55,159.10) | (55,003.72) |
| (357,725.00) | (354,972.00) | (352,219.00) | (349,466.00) | (346,713.00) |
| (246,109.06) | (246,109.06) | (246,109.06) | (246,109.06) | (246,109.06) |
| (275,928.32) | (274,905.32) | (273,882.32) | (272,859.32) | (271,836.32) |
| (161,423.59) | (161,423.59) | (161,423.59) | (161,423.59) | (161,423.59) |
| - | - | - | - | - |
| (17,328,458.40) | (17,328,458.40) | (17,328,458.40) | (17,328,458.40) | (17,328,458.40) |
| (7,395,319.00) | (7,395,319.00) | (7,395,319.00) | (7,395,319.00) | (7,395,319.00) |
| 275,928.32 | 274,905.32 | 273,882.32 | 272,859.32 | 271,836.32 |
| - | - | - | - | - |
| 161,423.59 | 161,423.59 | 161,423.59 | 161,423.59 | 161,423.59 |
| (40,254,697.40) | (40,311,473.16) | (40,326,246.06) | (40,418,514.60) | (40,555,030.84) |
| (959,060.87) | (959,060.87) | (959,060.87) | (959,060.87) | (959,060.87) |
| (150,000.00) | (150,000.00) | (150,000.00) | (150,000.00) | (150,000.00) |
| (43,000.00) | (43,000.00) | (43,000.00) | (43,000.00) | (43,000.00) |
| (8,500.00) | (8,500.00) | (8,500.00) | (8,500.00) | (8,500.00) |
| (148,434.95) | (148,434.95) | (148,434.95) | (148,434.95) | (148,434.95) |
| (55,080.00) | (55,080.00) | (55,080.00) | (55,080.00) | (55,080.00) |
| (62,600.00) | (62,600.00) | (62,600.00) | (62,600.00) | (62,600.00) |
| (7,610.69) | (7,610.69) | (7,610.69) | (7,610.69) | (7,610.69) |
| (55,365.80) | (55,365.80) | (55,365.80) | (55,365.80) | (55,365.80) |
| (82,592.00) | (82,592.00) | (82,592.00) | (82,592.00) | (82,592.00) |
| (35,000.00) | (35,000.00) | (35,000.00) | (35,000.00) | (35,000.00) |
| (422,611.50) | (422,611.50) | (422,611.50) | (422,611.50) | (422,611.50) |
| (283,084.00) | (283,084.00) | (283,084.00) | (283,084.00) | (283,084.00) |
| (242,348.60) | (242,348.60) | (242,348.60) | (242,348.60) | (242,348.60) |
| (2,348,455.85) | (2,348,455.85) | (2,348,455.85) | (2,348,455.85) | (2,348,455.85) |

| | | | | |
|-------------------------|-------------------------|-------------------------|-------------------------|-------------------------|
| (189,754.78) | (189,754.78) | (189,754.78) | (189,754.78) | (189,754.78) |
| (84,000.00) | (84,000.00) | (84,000.00) | (84,000.00) | (84,000.00) |
| (45,432,196.44) | (45,488,972.20) | (45,503,745.10) | (45,596,013.64) | (45,732,529.88) |
| 12,500,263.73 | 12,570,733.15 | 12,641,037.45 | 12,711,508.45 | 12,782,274.12 |
| (84,796,929.99) | (84,901,258.48) | (84,815,680.23) | (84,932,430.92) | (85,113,077.64) |
| (305,697,908.56) | (306,341,121.65) | (308,457,427.20) | (307,056,902.13) | (308,370,767.81) |

- - - - -

| | 10 | 11 | 12 | |
|---------------------|---------------------|---------------------|---------------------|----------------------|
| | Oct-22 | Nov-22 | Dec-22 | 13 Month Average |
| 934,502.70 | 934,502.70 | 934,502.70 | 934,502.70 | 934,502.70 |
| - | - | - | - | - |
| - | - | - | - | - |
| - | - | - | - | - |
| - | - | - | - | - |
| 228,958.93 | 228,958.93 | 228,958.93 | 228,958.93 | 228,538.93 |
| - | - | - | - | - |
| - | - | - | - | - |
| 552,513.16 | 552,513.16 | 552,513.16 | 552,513.16 | 552,513.16 |
| 688,358.24 | 688,358.24 | 688,358.24 | 688,358.24 | 688,358.24 |
| - | - | - | - | - |
| - | - | - | - | - |
| - | - | - | - | - |
| 2,404,333.03 | 2,404,333.03 | 2,404,333.03 | 2,404,333.03 | 2,403,913.03 |
| 3,872,198.94 | 3,872,198.94 | 3,872,198.94 | 3,872,198.94 | 4,320,754.38 |
| - | - | - | - | - |
| 404,000.00 | 404,000.00 | 404,000.00 | 404,000.00 | 404,000.00 |
| - | - | - | - | - |
| - | - | - | - | - |
| - | - | - | - | - |
| 3,503,015.07 | 3,503,015.07 | 3,503,015.07 | 3,503,015.07 | 3,502,104.03 |
| - | - | - | - | - |
| - | - | - | - | - |
| 37,889.68 | 37,889.68 | 37,889.68 | 37,889.68 | 30,135.83 |
| - | - | - | - | - |
| - | - | - | - | - |
| - | - | - | - | - |
| 3,772.19 | 3,772.19 | 3,772.19 | 3,772.19 | 3,772.19 |
| 2,923,887.95 | 2,923,887.95 | 2,923,887.95 | 2,923,887.95 | 2,934,010.30 |
| 65,787.00 | 65,787.00 | 65,787.00 | 65,787.00 | 65,787.00 |
| - | - | - | - | - |
| - | - | - | - | - |
| - | - | - | - | - |
| 328,053.44 | 330,010.96 | 330,010.96 | 330,010.96 | 322,143.62 |
| 7,449,164.44 | 7,449,164.44 | 7,449,164.44 | 7,449,164.44 | 7,449,164.44 |
| 20,460.19 | 20,460.19 | 20,460.19 | 20,460.19 | 20,460.19 |
| - | - | - | - | - |
| 24,450,279.19 | 24,453,816.14 | 24,453,816.14 | 24,453,816.14 | 24,450,782.50 |
| 387,272.05 | 387,272.05 | 387,272.05 | 387,272.05 | 387,272.05 |
| - | - | - | - | - |
| 4,983,156.52 | 4,983,156.52 | 4,983,156.52 | 4,983,156.52 | 4,983,156.52 |
| - | - | - | - | - |
| - | - | - | - | - |
| - | - | - | - | - |
| - | - | - | - | - |
| 6,925,777.75 | 6,955,705.40 | 6,955,705.40 | 6,955,705.40 | 6,929,648.46 |

14245113.53

| | | | |
|----------------------|----------------------|----------------------|----------------------|
| 1,190,259.55 | 1,190,385.31 | 1,190,385.31 | 1,190,278.90 |
| 265,135.35 | 265,315.54 | 265,315.54 | 249,620.85 |
| - | - | - | - |
| - | - | - | - |
| 1,543.33 | 1,543.33 | 1,543.33 | 1,543.33 |
| 3,781,386.79 | 3,781,386.79 | 3,781,386.79 | 3,781,323.96 |
| 60,593,039.43 | 60,628,767.50 | 60,628,767.50 | 61,025,958.55 |
| 1,384,803.54 | 1,384,803.54 | 1,384,803.54 | 1,384,706.15 |
| 5,634,020.42 | 5,638,200.22 | 5,638,200.22 | 5,634,567.65 |
| - | - | - | - |
| - | - | - | - |
| - | - | - | - |
| - | - | - | - |
| - | - | - | - |
| 1,148,777.46 | 1,161,428.09 | 1,178,501.68 | 1,138,412.19 |
| 6,047.12 | 6,047.12 | 6,047.12 | 6,047.12 |
| 26,687.40 | 26,714.59 | 26,714.59 | 21,556.62 |
| - | - | - | - |
| - | - | - | - |
| - | - | - | - |
| 15,857.20 | 15,857.20 | 15,857.20 | 15,857.20 |
| 248,484.33 | 248,484.33 | 248,484.33 | 248,484.33 |
| 54,759.15 | 54,759.15 | 54,759.15 | 54,759.15 |
| - | - | - | - |
| - | - | - | - |
| - | - | - | - |
| 742,552.49 | 764,871.84 | 808,273.80 | 749,276.16 |
| - | - | - | - |
| - | - | - | - |
| - | - | - | - |
| - | - | - | - |
| - | - | - | - |
| 76,495.62 | 76,495.62 | 76,495.62 | 76,495.62 |
| 13,500.00 | 13,500.00 | 13,500.00 | 13,500.00 |
| - | - | - | - |
| 15,965,848.38 | 15,975,148.06 | 15,981,129.40 | 15,961,337.47 |
| - | - | - | - |
| 1,376,761.67 | 1,376,761.67 | 1,631,503.39 | 1,394,924.66 |
| - | - | - | - |
| 26,694,594.78 | 26,743,071.43 | 27,064,270.04 | 26,699,924.32 |
| (384,880.18) | (384,880.18) | (384,880.18) | (384,880.18) |
| (460,025.00) | (460,025.00) | (460,025.00) | (460,025.00) |
| 405,879.46 | 407,281.97 | 408,684.49 | 400,269.40 |
| 250,984.99 | 251,834.61 | 252,684.23 | 247,586.51 |
| - | - | - | - |
| - | - | - | - |
| - | - | - | - |
| - | - | - | - |
| - | - | - | - |
| 11,224,659.15 | 11,314,658.63 | 11,315,330.82 | 11,553,887.80 |
| 322,272.32 | 322,272.32 | 322,272.32 | 322,272.32 |
| 360,604.84 | 360,604.84 | 360,604.84 | 360,604.84 |
| 5,987,681.33 | 5,987,838.72 | 5,987,838.72 | 5,970,196.33 |
| 239,018.36 | 239,018.36 | 238,564.82 | 238,983.47 |

| | | | |
|---------------|---------------|---------------|----------------------|
| 13,075,686.45 | 13,075,686.45 | 13,075,646.46 | 13,075,683.37 |
| 1,440,589.96 | 1,440,589.96 | 1,440,589.96 | 1,440,589.96 |
| 531,932.04 | 531,932.04 | 531,932.04 | 531,932.04 |
| 235,507.36 | 235,507.36 | 235,507.36 | 235,507.36 |
| - | - | - | - |
| 46,686,990.69 | 46,922,958.27 | 47,081,240.69 | 45,952,967.90 |
| 122,253.28 | 122,253.28 | 122,253.28 | 122,253.28 |
| - | - | - | - |
| - | - | - | - |
| - | - | - | - |
| - | - | - | - |
| 3,310,635.14 | 3,335,651.96 | 3,356,596.60 | 3,187,887.21 |
| 49,084.81 | 49,084.81 | 49,084.81 | 49,065.96 |
| 26,499.10 | 26,499.10 | 26,499.10 | 26,494.39 |
| 64,058.55 | 64,058.55 | 64,058.55 | 64,058.55 |
| 67,980.24 | 67,980.24 | 67,980.24 | 67,980.24 |
| - | - | - | - |
| - | - | - | - |
| 26,497,024.87 | 26,514,384.09 | 26,795,312.80 | 26,418,846.02 |
| - | - | - | - |
| - | - | - | - |
| - | - | - | - |
| - | - | - | - |
| 1,479,791.18 | 1,479,791.18 | 1,479,201.12 | 1,480,807.82 |
| 4,868,002.68 | 4,898,783.69 | 4,895,677.82 | 4,835,867.89 |
| - | - | - | - |
| - | - | - | - |
| - | - | - | - |
| - | - | - | - |
| - | - | - | - |
| - | - | - | - |
| 4,122,895.76 | 4,160,865.54 | 4,166,641.31 | 3,967,928.79 |
| 7,444,975.72 | 7,449,322.20 | 7,491,248.41 | 7,375,621.83 |
| 2,021,292.31 | 2,023,521.61 | 2,036,716.64 | 1,996,881.61 |
| 4,539,197.66 | 4,543,918.75 | 4,539,855.15 | 4,529,332.33 |
| - | - | - | - |
| 2,484,901.54 | 2,487,454.18 | 2,541,790.70 | 2,483,501.77 |
| - | - | - | - |
| - | - | - | - |
| - | - | - | - |
| - | - | - | - |
| - | - | - | - |
| - | - | - | - |
| - | - | - | - |
| - | - | - | - |
| - | - | - | - |
| - | - | - | - |
| - | - | - | - |
| - | - | - | - |
| - | - | - | - |
| - | - | - | - |
| - | - | - | - |
| - | - | - | - |
| - | - | - | - |
| 5,261.49 | 7,862.38 | 7,862.38 | 4,661.28 |
| 3,182,001.68 | 3,192,621.48 | 3,191,648.43 | 3,172,372.99 |
| - | - | - | - |
| - | - | - | - |

| | | | |
|------------------------|------------------------|------------------------|------------------------|
| 100,205.95 | 100,205.95 | 100,205.95 | 100,205.95 |
| 1,846,169.65 | 1,846,169.65 | 1,846,169.65 | 1,840,321.03 |
| 900.00 | 900.00 | 900.00 | 900.00 |
| - | - | - | - |
| - | - | - | - |
| - | - | - | - |
| 30,352.30 | 30,352.30 | 30,352.30 | 30,352.30 |
| 565.00 | 565.00 | 565.00 | 565.00 |
| 97,067.72 | 97,067.72 | 97,067.72 | 97,067.72 |
| 295,946.98 | 295,946.98 | 295,946.98 | 295,946.98 |
| - | - | - | - |
| - | - | - | - |
| - | - | - | - |
| - | - | - | - |
| 142,573,965.38 | 143,040,538.99 | 143,609,626.51 | 141,634,497.08 |
| 677,695.98 | 677,695.98 | 682,916.31 | 678,097.54 |
| 3,895,906.92 | 3,958,255.15 | 4,145,092.55 | 3,949,456.49 |
| 855,929.77 | 879,532.09 | 953,882.09 | 865,588.38 |
| - | - | - | - |
| 190,326.84 | 190,326.84 | 190,326.84 | 188,274.21 |
| 376,133.08 | 376,133.08 | 501,105.56 | 385,746.35 |
| 1,000,455.78 | 1,001,447.54 | 1,001,447.54 | 1,045,817.32 |
| - | - | - | - |
| - | - | - | - |
| - | - | - | - |
| - | - | - | - |
| 8,304,361.99 | 8,375,121.69 | 8,439,853.07 | 8,287,992.38 |
| 794,220.61 | 794,220.61 | 819,495.39 | 790,854.96 |
| - | - | - | - |
| 16,095,030.97 | 16,252,732.98 | 16,734,119.35 | 16,191,827.63 |
| 28,856.17 | 28,856.17 | 28,856.17 | 28,856.17 |
| 229,132.31 | 229,132.31 | 229,132.31 | 229,132.31 |
| 257,988.48 | 257,988.48 | 257,988.48 | 257,988.48 |
| 248,618,952.07 | 249,327,432.41 | 250,699,104.91 | 248,214,109.10 |
| (90,659,878.63) | (91,190,071.97) | (91,230,596.63) | (89,268,914.28) |
| 7,451,137.94 | 7,493,279.44 | 7,806,630.96 | 7,351,059.25 |
| 7,976,838.40 | 7,975,710.40 | 8,569,049.49 | 7,629,044.16 |
| 3,531,600.00 | 3,531,600.00 | 3,531,600.00 | 3,531,600.00 |
| (71,700,302.29) | (72,189,482.13) | (71,323,316.18) | (70,757,210.87) |
| 176,918,649.78 | 177,137,950.28 | 179,375,788.73 | 177,456,898.23 |
| (10,026.51) | (9,089.73) | (10,026.59) | (9,772.42) |
| 1,734,126.67 | 1,491,317.74 | 170,840.72 | 757,489.72 |
| 84.87 | 84.87 | 84.87 | 84.87 |
| 350,092.21 | 396,317.20 | 660,452.46 | 273,043.37 |
| 2,074,277.24 | 1,878,630.08 | 821,351.46 | 1,020,845.53 |
| 178,992,927.02 | 179,016,580.36 | 180,197,140.19 | 178,477,743.76 |
| | | | - |

| | | | |
|----------------------|----------------------|---------------------|----------------------|
| | | | - |
| | | | - |
| 2,000.00 | 2,000.00 | 2,000.00 | 2,000.00 |
| 2,000.00 | 2,000.00 | 2,000.00 | 2,000.00 |
| 2,000.00 | 2,000.00 | 2,000.00 | 2,000.00 |
| - | - | - | - |
| - | - | - | - |
| - | - | - | - |
| - | - | - | - |
| - | - | - | - |
| 1,235,169.11 | 1,218,614.86 | 1,102,508.68 | 785,981.28 |
| - | - | 218,837.50 | 33,473.08 |
| - | - | - | - |
| - | - | - | - |
| - | - | - | - |
| 2,434,749.91 | 2,433,803.61 | 1,773,079.40 | 1,417,972.57 |
| 3,860,439.64 | 1,823,320.34 | 455,504.22 | 2,637,214.14 |
| 2,534,370.12 | 3,342,530.54 | 2,290,818.49 | 2,612,227.28 |
| 1,356,647.42 | 1,887,594.02 | 2,505,790.32 | 1,865,986.79 |
| - | - | - | - |
| - | - | - | 1,607.64 |
| - | - | - | 2,105.71 |
| - | - | - | 10,931.73 |
| - | - | - | 10,081.50 |
| - | - | - | 1,760.65 |
| - | - | - | - |
| 798,705.61 | 872,265.67 | 940,380.58 | 806,527.39 |
| - | - | - | - |
| - | - | - | - |
| - | - | - | - |
| - | - | - | - |
| - | - | - | - |
| - | - | - | - |
| 12,226,081.81 | 11,584,129.04 | 9,292,919.19 | 10,191,869.76 |
| - | - | - | - |
| 2,534,211.39 | 2,280,112.34 | 2,853,154.20 | 2,749,016.31 |
| - | - | - | - |
| 15,627.82 | 11,984.26 | 11,698.42 | 19,609.19 |
| 280,632.37 | 335,058.99 | 641,555.90 | 303,684.22 |
| - | - | - | - |
| 30,322.39 | 38,399.64 | 47,713.23 | 35,438.36 |
| (25,000.00) | (25,000.00) | (25,053.03) | (24,766.90) |
| (19,806.05) | (19,806.05) | (22,277.95) | (19,060.08) |
| 2,815,987.92 | 2,620,749.18 | 3,506,790.77 | 3,063,921.10 |
| - | - | - | - |
| - | - | - | - |
| 2,487,084.00 | 2,292,883.00 | 1,851,529.00 | 2,441,042.46 |
| 659,937.40 | 484,052.06 | 310,180.94 | 1,710,905.81 |
| - | - | - | - |
| 254.38 | (184.01) | (188.73) | 82,878.80 |
| - | 345,212.59 | 309,484.74 | 50,361.33 |
| - | - | (400,735.12) | (30,825.78) |
| 3,147,275.78 | 3,121,963.64 | 2,070,270.83 | 4,254,362.62 |
| - | - | - | - |
| 410,499.85 | 413,746.67 | 421,682.97 | 404,417.48 |

| | | | |
|----------------------|----------------------|----------------------|----------------------|
| 155,297.24 | 221,266.75 | 189,002.40 | 205,096.73 |
| 553.21 | 367.41 | 1,076.07 | 581.72 |
| - | - | - | - |
| 325,441.33 | 273,771.79 | 330,999.58 | 291,925.89 |
| (75.13) | (75.13) | (75.13) | (75.13) |
| 20,553.11 | 20,553.11 | 20,553.11 | 20,553.11 |
| - | - | - | - |
| - | - | - | - |
| - | - | - | - |
| 9,282.20 | 6,931.62 | 19,425.73 | 13,634.10 |
| - | - | - | - |
| - | - | - | - |
| - | - | - | - |
| 871.81 | 99,115.61 | 6,444.07 | (37,129.06) |
| 922,423.62 | 1,035,677.83 | 989,108.80 | 901,231.04 |
| - | - | - | - |
| 118,467.70 | 62,439.66 | 4,366.60 | 97,275.78 |
| - | - | - | - |
| 493,562.35 | 455,357.57 | 435,353.68 | 423,558.97 |
| - | 294,973.15 | 786,897.40 | 298,298.68 |
| - | - | - | - |
| - | - | - | - |
| 27,500.00 | 27,500.00 | 27,500.00 | 25,384.58 |
| 32,000.00 | 32,000.00 | 32,000.00 | 32,000.00 |
| 81,132.34 | 342,176.49 | 383,390.31 | 241,195.83 |
| - | - | - | - |
| - | - | - | - |
| (30,341.40) | (30,341.40) | (32,353.51) | (28,826.51) |
| 722,320.99 | 1,184,105.47 | 1,637,154.48 | 1,088,887.33 |
| - | - | - | - |
| 16,754,657.80 | 18,153,008.69 | 29,688,336.30 | 17,773,179.47 |
| - | - | - | - |
| 3,695,499.70 | 3,786,906.19 | - | 2,750,349.43 |
| 530,055.67 | 545,345.78 | - | 407,621.18 |
| - | - | - | 5,979.11 |
| 4,789,286.69 | 5,025,844.49 | - | 3,325,632.86 |
| 25,769,499.86 | 27,511,105.15 | 29,688,336.30 | 24,262,762.05 |
| - | - | - | - |
| 45,603,589.98 | 47,057,730.31 | 47,184,580.37 | 43,763,033.89 |
| - | - | - | - |
| - | - | - | - |
| - | - | - | - |
| - | - | - | - |
| - | - | - | - |
| - | - | - | - |
| - | - | - | - |
| 59,134,629.18 | 58,964,141.94 | 58,793,654.70 | 59,816,192.00 |
| - | - | - | - |
| - | - | - | - |
| - | - | - | - |
| - | - | - | - |
| - | - | - | - |
| - | - | - | - |
| - | - | - | - |
| - | - | - | - |

| | | | |
|------------|------------|------------|-------------------|
| 16,172.57 | 16,101.95 | 16,031.33 | 16,455.05 |
| 4,826.33 | 4,805.25 | 4,784.17 | 4,910.65 |
| 13,698.09 | 13,510.44 | 13,322.80 | 14,448.68 |
| - | - | - | - |
| - | - | - | - |
| 9,660.60 | 9,274.80 | 8,888.99 | 11,203.82 |
| - | - | - | - |
| - | - | - | - |
| - | - | - | - |
| - | - | - | - |
| - | - | - | - |
| - | - | - | - |
| 941.35 | 903.70 | 866.05 | 1,091.95 |
| 5,105.52 | 4,967.69 | 4,829.85 | 5,656.86 |
| 2,757.95 | 2,681.26 | 2,604.56 | 3,064.73 |
| - | - | - | - |
| - | - | - | - |
| - | - | - | - |
| - | - | - | - |
| - | - | - | - |
| - | - | - | - |
| - | - | - | - |
| - | - | - | - |
| 10,533.23 | 10,533.23 | 10,533.23 | 10,533.23 |
| 5,295.95 | 5,295.95 | 5,295.95 | 13,601.38 |
| 834,696.09 | 834,696.09 | 865,524.37 | 839,907.80 |
| 14,547.34 | 14,547.34 | 16,887.34 | 6,127.29 |
| - | - | - | - |
| - | - | - | - |
| - | - | - | - |
| - | - | - | - |
| - | - | - | - |
| - | - | - | - |
| - | - | - | - |
| - | - | - | - |
| 7,811.69 | 7,725.88 | 7,640.08 | 8,154.91 |
| - | - | - | - |
| - | - | - | - |
| - | - | - | - |
| - | - | - | - |
| - | - | - | - |
| - | - | - | - |
| - | - | - | - |
| - | - | - | - |
| - | - | - | - |
| 1,804.74 | 1,624.85 | 1,444.97 | 2,524.28 |
| 2,265.15 | 2,038.37 | 1,811.62 | 3,172.18 |
| 10,904.47 | 10,681.92 | 10,459.38 | 11,794.62 |
| 4,583.38 | 4,400.04 | 4,216.70 | 5,316.71 |
| - | - | - | - |
| 6,180.68 | 6,099.95 | 6,019.22 | 6,503.60 |
| 25,356.82 | 25,033.59 | 24,710.37 | 26,649.72 |
| 92,310.45 | 91,463.56 | 90,616.67 | 95,698.01 |
| 44,070.46 | 43,666.15 | 43,261.84 | 45,687.70 |
| - | - | - | - |
| (545.91) | - | - | (461.92) |

| | | | | |
|-----------------------|-----------------------|-----------------------|-----------------------|-------------|
| 386.50 | 193.25 | - | 1,159.50 | |
| 10,927.37 | 10,785.46 | 10,643.55 | 11,495.01 | |
| - | - | - | - | |
| - | - | - | - | |
| - | - | - | - | |
| 355.17 | 13.66 | - | 1,746.40 | |
| 1,547.00 | 1,406.35 | 1,265.67 | 2,109.52 | |
| - | - | - | - | |
| 1,429.27 | 1,359.76 | 1,295.13 | 4,239.69 | |
| 4,352.53 | 4,041.67 | 3,730.74 | 5,596.08 | |
| 5,109.12 | 4,963.15 | 4,817.17 | 5,693.02 | |
| - | - | - | - | |
| - | - | 113,182.03 | 8,706.31 | |
| 20,724.59 | 19,244.36 | 17,763.93 | 26,645.91 | |
| 96,168.88 | 95,179.34 | 94,189.81 | 99,784.91 | |
| - | - | - | - | |
| - | - | - | - | |
| 14,278.25 | 14,044.27 | 13,810.29 | 15,207.81 | |
| - | - | - | - | |
| - | - | - | - | |
| - | - | - | - | |
| - | - | - | - | |
| - | - | - | - | |
| - | - | - | - | |
| 23,447.20 | 22,817.06 | 22,186.92 | 25,967.77 | |
| - | - | - | - | |
| - | - | - | - | |
| - | - | - | - | |
| 224,008.44 | 220,095.61 | 216,182.74 | 239,659.86 | |
| 152,418.74 | 151,716.95 | 151,015.16 | 154,743.25 | |
| - | - | - | - | |
| - | - | - | - | |
| - | - | - | - | |
| - | - | - | - | |
| - | - | - | - | |
| 8,096,497.30 | 8,060,790.63 | 2,024,671.00 | 7,777,753.75 | |
| 1,069,203.00 | 1,065,513.50 | (645,748.00) | 952,609.31 | |
| - | - | - | - | |
| - | - | - | - | |
| 69,968,459.49 | 69,746,358.97 | 61,962,410.33 | 70,281,351.34 | 64700004.89 |
| - | - | - | - | |
| - | - | - | - | |
| - | - | - | - | |
| - | - | - | - | |
| - | - | - | - | |
| - | - | - | - | |
| 9,685,977.70 | 9,436,011.78 | 9,181,986.86 | 10,632,484.44 | |
| - | - | - | - | |
| 5,400,762.27 | 5,400,762.27 | 5,101,442.54 | 4,962,294.42 | |
| 85,055,199.46 | 84,583,133.02 | 76,245,839.73 | 85,876,130.20 | |
| - | - | - | - | |
| 309,651,716.46 | 310,657,443.69 | 303,627,560.29 | 308,116,907.86 | |

| | | | |
|------------------------|------------------------|------------------------|------------------------|
| | | | - |
| | | | - |
| | | | - |
| | | | - |
| | | | - |
| (30,000.00) | (30,000.00) | (30,000.00) | (30,000.00) |
| (91,201,250.15) | (91,201,250.15) | (91,201,250.15) | (92,176,368.31) |
| - | - | - | - |
| - | - | - | - |
| - | - | - | - |
| - | - | - | - |
| - | - | - | (15,252.21) |
| - | - | - | - |
| (1,473,893.29) | (1,410,542.56) | (748,845.14) | (272,376.55) |
| - | - | - | - |
| (92,705,143.44) | (92,641,792.71) | (91,980,095.29) | (92,493,997.07) |
| - | - | - | - |
| - | - | - | - |
| - | - | - | - |
| - | - | - | (195,666.31) |
| - | - | - | - |
| - | - | - | - |
| (1,142,853.92) | (1,128,337.96) | (1,113,779.80) | (1,200,207.18) |
| (134,321.08) | (133,192.08) | (132,055.08) | (138,707.70) |
| (426,718.52) | (423,767.50) | (420,795.52) | (438,171.13) |
| (94,316.00) | (93,606.00) | (92,891.00) | (97,074.00) |
| (32,606.00) | (32,387.00) | (32,166.00) | (33,457.15) |
| (422,775.19) | (419,163.51) | (415,542.19) | (437,072.06) |
| - | - | - | - |
| - | - | - | - |
| - | - | - | - |
| - | - | - | - |
| - | - | - | - |
| - | - | - | - |
| - | - | - | - |
| - | - | - | - |
| - | - | - | - |
| (1,513,875.22) | (1,505,378.92) | (1,496,865.16) | (1,547,565.84) |
| - | - | - | - |
| (4,505,000.00) | (4,500,000.00) | (4,500,000.00) | (4,512,692.31) |
| (228,458.53) | (227,189.18) | (225,917.06) | (233,489.22) |
| (2,361,404.69) | (2,349,502.69) | (2,337,581.69) | (2,408,683.07) |
| - | - | - | - |
| - | - | - | - |
| (1,004,083.47) | (1,002,053.66) | (1,000,016.07) | (1,012,071.46) |
| (4,460,000.00) | (4,460,000.00) | (4,460,000.00) | (4,460,000.00) |
| (605,000.00) | (600,000.00) | (600,000.00) | (627,307.69) |
| (7,665,000.00) | (7,655,000.00) | (7,655,000.00) | (7,695,769.23) |
| - | - | - | - |
| (3,013,770.10) | (3,007,606.17) | (3,001,428.35) | (3,038,191.42) |
| (5,165,604.19) | (5,155,823.46) | (5,146,015.18) | (5,204,263.03) |
| (7,000,000.00) | (6,985,000.00) | (6,985,000.00) | (6,997,692.31) |
| - | - | - | (28,461.54) |
| (69,960,000.00) | (69,955,000.00) | (69,955,000.00) | (70,720,384.62) |
| (4,905,000.00) | (4,900,000.00) | (4,900,000.00) | (4,922,692.31) |

| | | | |
|-------------------------|-------------------------|-------------------------|-------------------------|
| (45,000.00) | (45,000.00) | (45,000.00) | (54,230.77) |
| (6,695,000.00) | (6,590,000.00) | (6,590,000.00) | (4,618,846.15) |
| (90,000.00) | (60,000.00) | (60,000.00) | (57,692.31) |
| (83,786.61) | (82,845.19) | (81,903.77) | (87,552.30) |
| (280,124.88) | (277,405.21) | (274,685.54) | (291,003.56) |
| (60,877.96) | (60,250.34) | (59,622.72) | (63,388.44) |
| (21,527.32) | (21,322.30) | (21,117.28) | (22,347.40) |
| (229,303.90) | (228,523.96) | (227,744.02) | (232,423.66) |
| - | - | - | - |
| (122,146,407.58) | (121,898,355.13) | (121,830,126.43) | (121,377,104.17) |
| - | - | - | - |
| (3,463,928.74) | (4,349,316.68) | (4,627,598.98) | (3,515,379.37) |
| - | - | - | - |
| - | - | - | (494,372.97) |
| - | - | - | (855.59) |
| (170,944.65) | (171,441.52) | (171,939.85) | (168,981.47) |
| (12,956.00) | (13,047.00) | (13,138.00) | (12,595.69) |
| (33,802.00) | (34,048.98) | (34,297.00) | (32,821.46) |
| (8,144.00) | (8,202.00) | (8,260.00) | (7,915.31) |
| (2,511.00) | (2,529.00) | (2,548.00) | (2,437.23) |
| (42,655.00) | (42,760.32) | (42,866.00) | (42,239.41) |
| - | - | - | - |
| - | - | - | - |
| (100,607.88) | (100,814.46) | (101,021.47) | (99,788.72) |
| - | - | - | - |
| (110,000.00) | (115,000.00) | (115,000.00) | (110,769.23) |
| (15,018.54) | (15,051.28) | (15,084.09) | (14,888.79) |
| (141,317.00) | (141,548.00) | (141,779.00) | (140,400.38) |
| - | - | - | - |
| - | - | - | - |
| (23,757.01) | (23,849.14) | (23,941.44) | (23,391.24) |
| - | - | - | - |
| (100,000.00) | (105,000.00) | (105,000.00) | (100,769.23) |
| (140,000.00) | (150,000.00) | (150,000.00) | (141,538.46) |
| - | - | - | - |
| (72,895.09) | (73,059.35) | (73,223.98) | (72,244.32) |
| (115,247.94) | (115,572.55) | (115,898.08) | (113,964.88) |
| - | (15,000.00) | (15,000.00) | (2,307.69) |
| (125,000.00) | (125,000.00) | (125,000.00) | (126,538.46) |
| (1,235,000.00) | (1,240,000.00) | (1,240,000.00) | (1,228,461.54) |
| (80,000.00) | (85,000.00) | (85,000.00) | (80,769.23) |
| (40,000.00) | (40,000.00) | (40,000.00) | (40,000.00) |
| - | (105,000.00) | (105,000.00) | (16,153.85) |
| - | (30,000.00) | (30,000.00) | (4,615.38) |
| (11,297.07) | (11,297.07) | (11,297.07) | (11,297.07) |
| (32,636.04) | (32,636.04) | (32,636.04) | (32,636.04) |
| (7,531.44) | (7,531.44) | (7,531.44) | (7,531.44) |
| (2,460.24) | (2,460.24) | (2,460.24) | (2,460.24) |
| (9,359.28) | (9,359.28) | (9,359.28) | (9,359.28) |
| (6,097,068.92) | (7,164,524.35) | (7,444,879.96) | (6,657,483.97) |
| - | - | - | - |
| - | - | - | - |
| - | - | - | - |
| (516,459.31) | (861,085.10) | (1,077,412.65) | (597,950.18) |

| | | | |
|-----------------------|------------------------|------------------------|------------------------|
| (25,428.11) | (7,678.99) | (32,352.10) | (18,265.39) |
| (749,610.42) | (182,828.48) | (1,177,171.78) | (381,804.55) |
| (72,952.69) | (28,898.67) | (56,136.40) | (57,384.22) |
| - | - | - | - |
| - | - | - | - |
| - | - | - | - |
| - | - | - | - |
| - | - | - | - |
| (346,805.80) | (555,517.09) | - | (216,413.99) |
| - | (1,394.48) | - | 452.85 |
| - | - | - | - |
| - | - | - | - |
| (634,829.82) | (984,583.81) | (1,345,996.30) | (1,036,542.22) |
| - | - | - | - |
| (22,361.26) | (24,549.56) | (31,547.79) | (18,014.62) |
| (4,530.93) | (1,152.68) | - | (1,617.47) |
| - | (15,620.04) | - | (4,454.97) |
| - | (2,902.41) | - | (909.66) |
| (168.00) | - | - | (102.92) |
| - | (115.38) | - | 40.01 |
| (531.69) | (1,031.80) | (830.53) | (762.59) |
| (12.61) | (42.98) | (12.61) | (18.27) |
| (52.47) | (1,525.22) | (539.27) | (262.55) |
| 362.73 | 258.88 | 315.13 | 313.19 |
| (137.90) | (1,800.76) | (1,723.93) | (516.41) |
| (334,916.22) | (299,514.58) | (259,185.17) | (423,822.74) |
| (380,339.62) | (370,098.17) | (144,965.22) | (411,106.35) |
| (212,476.88) | (127,738.65) | (237,181.82) | (195,805.31) |
| (23,710.32) | (18,796.00) | (29,702.21) | (23,992.94) |
| (242,193.82) | (252,192.22) | (168,733.05) | (225,998.73) |
| (3,567,155.14) | (3,738,808.19) | (4,563,175.70) | (3,617,166.23) |
| - | - | - | - |
| - | - | - | - |
| - | - | - | - |
| - | - | - | - |
| - | - | - | - |
| - | - | - | - |
| - | - | - | - |
| (40,480.54) | (46,453.93) | (64,850.34) | (34,562.10) |
| (3,820.00) | (3,820.00) | (4,020.00) | (3,903.08) |
| (302.00) | (302.00) | (302.00) | (257.52) |
| (45,280.50) | (45,280.50) | (8,973.00) | (20,796.23) |
| (948.00) | (948.00) | - | (1,173.23) |
| - | - | - | - |
| (300.00) | (481.00) | (1,081.00) | (374.00) |
| (24,479.94) | (21,018.94) | (17,174.29) | (16,527.28) |
| - | - | - | - |
| 22,500.00 | 22,500.00 | 22,500.00 | 23,653.85 |
| (21,033.55) | (21,033.55) | (21,033.55) | (21,033.55) |
| - | (34,000.00) | (257,260.00) | (22,404.62) |
| (114,144.53) | (150,837.92) | (352,194.18) | (97,377.76) |
| - | - | - | - |
| (9,778,368.59) | (11,054,170.46) | (12,360,249.84) | (10,372,027.96) |
| - | - | - | - |

| | | | |
|-----------------------|-----------------------|-----------------------|------------------------|
| - | - | - | - |
| (5,648,761.10) | (5,669,140.61) | (3,877,574.00) | (5,427,439.36) |
| 572,953.46 | 572,953.46 | 354,361.50 | 556,138.69 |
| 121,780.41 | 121,780.41 | 121,928.90 | 121,791.83 |
| (4,954,027.23) | (4,974,406.74) | (3,401,283.60) | (4,749,508.83) |
| (220,404.44) | (212,659.09) | (230,391.40) | (225,030.96) |
| - | - | - | - |
| - | - | - | - |
| (17,250.12) | (17,250.12) | (17,250.12) | (18,239.34) |
| (5,400,762.27) | (5,400,762.27) | (5,101,442.54) | (4,962,294.42) |
| - | - | - | - |
| (5,638,416.83) | (5,630,671.48) | (5,349,084.06) | (5,205,564.73) |
| (12,643,779.80) | (12,742,265.88) | (6,177,033.00) | (11,948,780.18) |
| - | - | - | - |
| - | - | - | - |
| (1,434,880.39) | (1,429,486.10) | (1,424,091.81) | (1,456,457.55) |
| (810,600.39) | (807,684.56) | (804,768.73) | (822,263.71) |
| (148,638.96) | (147,122.24) | (145,605.52) | (154,705.84) |
| (104,116.05) | (103,774.68) | (103,433.31) | (105,481.53) |
| (287,052.56) | (286,147.03) | (285,241.50) | (290,674.68) |
| (75,122.90) | (74,895.25) | (74,667.60) | (76,033.50) |
| (667,445.12) | (665,487.80) | (663,530.48) | (675,274.40) |
| (54,848.34) | (54,692.96) | (54,537.58) | (38,187.07) |
| (343,960.00) | (341,207.00) | (338,454.00) | (354,972.00) |
| (246,109.06) | (246,109.06) | (246,109.06) | (246,109.06) |
| (270,813.32) | (269,790.32) | (268,767.32) | (274,905.32) |
| (161,423.59) | (161,423.59) | (161,423.59) | (161,423.59) |
| - | - | - | - |
| (17,328,458.40) | (17,328,458.40) | (17,894,490.18) | (17,371,999.31) |
| (7,395,319.00) | (7,395,319.00) | (7,395,319.00) | (7,395,319.00) |
| 270,813.32 | 269,790.32 | 268,767.32 | 274,905.32 |
| - | - | - | - |
| 161,423.59 | 161,423.59 | 161,423.59 | 161,423.59 |
| - | - | - | - |
| (40,564,593.64) | (40,581,554.84) | (40,919,361.02) | (40,376,527.85) |
| (959,060.87) | (959,060.87) | (959,060.87) | (959,060.87) |
| (150,000.00) | (150,000.00) | (150,000.00) | (150,000.00) |
| (43,000.00) | (43,000.00) | (43,000.00) | (43,000.00) |
| (8,500.00) | (8,500.00) | (8,500.00) | (8,500.00) |
| (148,434.95) | (148,434.95) | (148,434.95) | (148,434.95) |
| (55,080.00) | (55,080.00) | (55,080.00) | (55,080.00) |
| (62,600.00) | (62,600.00) | (62,600.00) | (62,600.00) |
| (7,610.69) | (7,610.69) | (7,610.69) | (7,610.69) |
| (55,365.80) | (55,365.80) | (55,365.80) | (55,365.80) |
| (82,592.00) | (82,592.00) | (82,592.00) | (82,592.00) |
| (35,000.00) | (35,000.00) | (35,000.00) | (35,000.00) |
| (422,611.50) | (422,611.50) | (422,611.50) | (422,611.50) |
| (283,084.00) | (283,084.00) | (283,084.00) | (282,760.15) |
| (242,348.60) | (242,348.60) | (242,348.60) | (242,348.60) |
| (2,348,455.85) | (2,348,455.85) | (2,348,455.85) | (2,348,455.85) |

| | | | |
|-------------------------|-------------------------|-------------------------|-------------------------|
| (189,754.78) | (189,754.78) | (189,754.78) | (189,754.78) |
| (84,000.00) | (84,000.00) | (84,000.00) | (84,000.00) |
| (45,742,092.68) | (45,759,053.88) | (46,096,860.06) | (45,553,703.04) |
| 12,853,070.86 | 12,923,656.67 | 12,997,420.76 | 12,571,255.76 |
| (85,021,796.85) | (85,063,125.39) | (77,457,088.73) | (83,873,778.66) |
| (309,651,716.46) | (310,657,443.69) | (303,627,560.29) | (308,116,907.86) |
| - | - | - | - |
| - | - | - | - |
| - | - | - | - |

-14245113.53 2671556.09 #####

(4,116,517.56)

(5,400,762.27)

Pennichuck Water Works, Inc.
Accounts Excluded From MOERR
DW 22-032
Twelve Months 12/31/2021

| | | | | | | | | | | | | | | Test Year | |
|--|-----------------------------------|-----------|-----------|------------|-----------|-----------|-----------|-----------|-----------|-----------|-----------|-----------|-----------|--------------------|------------|
| | | | | | | | | | | | | | | <u>2021 Totals</u> | |
| 921002 | SENIOR MANAGEMENT VEHICLES | 25.25 | 1,660.89 | 25.25 | 25.25 | 30.30 | 30.30 | - | 30.30 | - | - | - | - | 1,827.54 | 1,827.54 |
| 921003 | SENIOR MGMT - FUEL PURCHASED | 141.45 | 191.52 | 106.65 | 140.65 | 146.72 | 249.99 | 415.00 | 303.62 | 153.64 | 121.12 | 144.55 | 114.15 | 2,229.06 | 2,229.06 |
| 921004 | SENIOR MGMT-VEH REGISTRATION | - | - | - | - | - | - | - | - | - | - | - | - | - | - |
| 923000 | OUTSIDE SERVICES | 20,989.16 | 25,294.33 | 25,439.12 | 36,223.13 | 30,977.76 | 24,723.63 | 40,371.15 | 19,502.07 | 32,659.48 | 18,291.58 | 53,850.12 | 22,090.46 | 350,411.99 | 350,411.99 |
| 926001 | OFFICER'S LIFE INSURANCE | 525.21 | 560.19 | 542.73 | 542.73 | 542.73 | 542.73 | 542.73 | 542.73 | 542.77 | 542.73 | 542.73 | 542.71 | 6,512.72 | 6,512.72 |
| 926500 | MISC EMPLOYEE BENEFITS | 538.91 | 224.25 | (4,385.16) | 287.83 | 341.42 | 346.96 | 132.52 | 296.69 | 129.91 | 100.00 | 258.96 | 2,025.91 | 298.20 | 298.20 |
| 926501 | MISC EMPLOYEE BENEFITS-WELLNESS | - | - | - | - | - | - | - | - | - | - | - | - | - | - |
| 926502 | MISC EMPLOYEE BENEFITS-ACTIVITIES | 819.50 | - | - | 980.97 | - | (27.01) | - | - | 558.30 | - | 854.03 | 102.87 | 3,288.66 | 3,288.66 |
| 926505 | EMPLOYEE RELATONS | - | - | - | - | - | - | - | - | - | - | - | - | - | - |
| 926600 | TUTION REIMBURSEMENTS | 102.00 | - | - | - | 1,881.00 | 3,800.16 | - | 2,821.00 | - | 1,488.00 | - | - | 10,092.16 | 10,092.16 |
| 926610 | TRAINING EDUCATIONAL SEMINARS | 428.92 | 7,251.27 | 3,868.58 | 10,621.89 | 1,966.00 | 1,442.92 | 2,022.92 | 893.42 | 3,255.42 | 3,275.92 | 4,651.92 | 9,495.92 | 49,175.10 | 49,175.10 |
| 930100 | MEETINGS & CONVENTIONS | 250.00 | - | 4,325.00 | - | 202.06 | 210.00 | 658.20 | 1,950.00 | 3,140.57 | 1,604.99 | 966.83 | 225.00 | 13,532.65 | 13,532.65 |
| 930101 | MEMBERSHIPS | 1,270.99 | 4,694.95 | 2,092.37 | 2,051.87 | 2,305.12 | 2,096.12 | 2,096.12 | 2,696.12 | 2,164.87 | 2,261.12 | 2,121.12 | 2,276.13 | 28,126.90 | 28,126.90 |
| 930200 | PUBLIC RELATIONS | - | 2,640.00 | 701.02 | - | 1,870.01 | 20,860.00 | - | - | - | - | - | 711.69 | 26,782.72 | 26,782.72 |
| 930300 | MEALS | - | - | - | - | - | - | - | 77.73 | - | 80.19 | 217.43 | 63.25 | 438.60 | 438.60 |
| 930410 | CHARITABLE CONTRIBUTIONS | - | - | - | - | - | - | - | - | - | - | - | - | - | - |
| Total of Non RSF backed O&M Expenses - | | | | | | | | | | | | | | | 492,716.30 |

Dec-20

Assets

Land

| | | |
|--------|--------------------------------|------------|
| 303100 | LAND: POWDER HILL | 639,329.93 |
| 303150 | LAND - TINKER RD (SANDERSON) | - |
| 303200 | SOURCE OF SUPPLY & WATER RIGHT | - |
| 303201 | SOURCE/SUPPLY WATER RIGHTS:BED | - |
| 303240 | EASEMENTS: ENGLISH WOODS | - |
| 303250 | EASEMENTS: AUTUMN WOODS | - |
| 303300 | EASEMENTS | 228,178.93 |
| 303400 | TRANSMISSION SYSTEM LAND | - |
| 303500 | DISTRIB RESER & STANDPIPE LAND | - |
| 303501 | ASHLEY CMNS INTER WATER RIGHTS | 552,513.16 |
| 303550 | DREW WOODS INTER WATER RIGHTS | 688,358.24 |
| 303600 | DISTRIB SYS LAND & RIGHTS/WAY | - |
| 303650 | DIST SYS LAND & RIGHTS:SHGN WD | - |
| 303700 | GENERAL AND MISCELLANEOUS LAND | - |

2,108,380.26

Structures

| | | |
|--------|--------------------------------|---------------|
| 304100 | SOURCE OF SUPPLY STRUCTURES | 4,843,997.59 |
| 304101 | SOURCE/SUPPLY STRUCT-BON TERR | - |
| 304102 | S/S STRUCTURES: CIAC | 404,000.00 |
| 304103 | SOURCE/SUPPLY STRUCTS: AVD | - |
| 304150 | S/S STRUCTS: MERR RIVER STA | - |
| 304155 | SOURCE/SUPPLY STRUCTS: AUTUMN | - |
| 304200 | POWER & PUMPING STRUCTURES | 3,499,067.24 |
| 304201 | HEATING SYSTEM | - |
| 304204 | POWER & PUMP STRUCT:ENG WDS | - |
| 304210 | STRUCT & IMPROVEMENTS: ROOFING | 25,289.68 |
| 304250 | S/S STRUCTS:VALLEYFIELD | - |
| 304265 | POWER & PUMP STRUCT-SOUHEGN WD | - |
| 304300 | PURIFICATION SYSTEM STRUCTURES | - |
| 304500 | DISTRIBUTION RESERVOIRS | 3,772.19 |
| 304550 | BOOSTER STATIONS | 2,945,398.28 |
| 304551 | BOOSTER STATIONS: CIAC | 65,787.00 |
| 304555 | BOOSTER STATIONS: AUTUMN WOODS | - |
| 304557 | BOOSTER STATIONS - GREAT BAY | - |
| 304670 | BOOSTER STATIONS: DONALD ST | - |
| 304700 | GENERAL & MISC STRUCTURES | 193,540.83 |
| 304701 | NEW OFFICE AT YARD | 7,449,164.44 |
| 304750 | WILL STREET EXPANSION | 20,460.19 |
| 304757 | GEN & MISC STRUCTS:GREENFIELD | - |
| 304800 | WATER TREATMENT STRUCTURES | 24,213,859.80 |
| 304950 | MANCHESTER ST LEASEHOLD IMPRV | 360,211.86 |
| 304951 | LH IMPROV-HECOPIII FITUP ALLOW | - |
| 305000 | COLCT & IMPOUNDING RESERVOIRS | 4,983,156.52 |
| 305110 | SOURCE/SUPPLY STRUCT: HOLT DAM | - |
| 305120 | SOURCE/SPPLY STRUCT:BOWERS DAM | - |
| 305130 | SOURCE/SPPLY STRCT: HARRIS DAM | - |
| 305140 | SOURCE/SUPPLY STRCT:SUPPLY PND | - |
| 305145 | SRCE/SPPLY STRCT:URBAN RUNOFF | - |
| 306000 | LAKE,RIVER, OTHER INTAKES: S/S | 6,767,017.45 |

| | | |
|--------|---------------------------------|----------------------|
| 307100 | WELLS & SPRINGS - PWW | 1,182,109.55 |
| 307210 | WELL PUMPS & PIPING | 237,963.26 |
| 307250 | WELLS & SPRINGS-BADGER HILL | - |
| 307251 | WELLS & SPRINGS - VALLEYFIELD | - |
| 308200 | INFILT GALLERIES & TUNNELS: S/S | 1,543.33 |
| 309200 | SUPPLY MAINS-SOURCE OF SUPPLY | 3,781,114.53 |
| | | 60,977,453.74 |

Equipment

| | | |
|-------------|---------------------------------------|----------------------|
| 10000:31010 | POWER GENERATION EQUIPMENT | 1,384,381.53 |
| 311200 | ELECTRIC PUMPING EQUIPMENT | 5,599,600.77 |
| 311201 | ELECTRIC PUMP EQUIP - BON TERR | - |
| 311202 | ELECTRIC PUMP EQUIP: MERR RIV | - |
| 311203 | ELECTRIC PUMP EQUIP: TAYLOR FL | - |
| 311205 | ELECTRIC PUMPING EQUIP: AUTUMN | - |
| 311207 | ELECTRIC PUMP EQUIP: GREAT BAY | - |
| 311210 | ELECTRIC PUMPING EQUIP: PUMPS | 907,994.85 |
| 311220 | ELECTRIC PUMPING EQUIP: METERS | 6,047.12 |
| 311230 | ELECTRIC PUMPING EQUIP-CHEMICAL PUMPS | 15,416.80 |
| 311250 | ELEC PUMPING EQUIP-VALLEYFIELD | - |
| 311265 | ELEC PUMP EQUIP - SOUHEGAN WDS | - |
| 311300 | DIESEL PUMPING EQUIPMENT | - |
| 311400 | HYDRAULIC PUMPING EQUIPMENT | 15,857.20 |
| 311500 | NATURAL GAS PUMPING EQUIPMENT | 248,484.33 |
| 311600 | OTHER POWER PUMPING EQUIPMENT | 54,759.15 |
| 311603 | OTHER PWR & PUMP EQUIP-POWDER | - |
| 311605 | OTHER PWR & PUMP EQUIP-AUTUMN | - |
| 311607 | OTHER PWR & PUMP EQUIP-GRT BAY | - |
| 320000 | PURIFICATION SYSTEM EQUIPMENT | 741,925.51 |
| 320005 | PURIFICATION SYS EQUIP-AUTUMN | - |
| 320006 | PURIF SYS EQUIP-SOUHEGAN WOODS | - |
| 320007 | PURIFICATION SYS EQUIP-BT | - |
| 320008 | PURIF SYS EQUIP: SWEET HILL | - |
| 320017 | PURIFICATION EQUIP: GREAT BAY | - |
| 320100 | OTHER PRODUCTION EQUIPMENT | 76,495.62 |
| 320101 | OTHER PRODUCTION EQUIP: CIAC | 13,500.00 |
| 320105 | OTHER PROD EQUIP: AUTUMN WOODS | - |
| 320200 | WATER TREATMENT EQUIPMENT | 15,937,388.48 |
| 320250 | PURIF SYS EQUIP-VALLEYFIELD | - |
| 320310 | WATER TREATMENT: FILTER MEDIA | 1,337,394.28 |
| 320360 | OTHER PROD EQUIP: CABOT PRES | - |
| | | 26,339,245.64 |

Transmission & Distribution

| | | |
|--------|--------------------------------|--------------|
| 114100 | AQUISITION ADJ - BON TERRAIN | (384,880.18) |
| 114101 | ACQUISITION ADJ-SOUHEGAN WOODS | (460,025.00) |
| 115101 | ACCUM AMORT:SOUHEGN WD ACQ ADJ | 375,024.13 |
| 115102 | ACCUM AMORT: BON TERR ACQ ADJ | 232,293.35 |
| 330160 | DISTRIBUTION RES: SHAKESPEARE | - |
| 330165 | DISTRIBUTION RES: FIFIELD TANK | - |
| 330170 | DISTRIBUTION RES: POWDER HILL | - |
| 330171 | DISTRIBUTION RES: GREAT BAY | - |
| 330174 | DISTRIBUTION RES: ENGLISH WOOD | - |
| 330500 | DISTRIBUTION RESERVIORS | 8,459,084.08 |
| 331000 | PAVEMENTS - GENERAL | 322,272.32 |
| 331001 | PAVEMENTS - TRANS MAINS | 360,604.84 |
| 331002 | PAVEMENTS - DIST MAINS | 5,919,203.25 |
| 331003 | PAVEMENTS - GATE VALVES | 239,018.36 |

| | | |
|--------|--------------------------------|---------------|
| 331100 | TRANSMISSION MAINS | 13,075,686.45 |
| 331101 | TRANS & DIST MAINS - BON TERR | 1,440,589.96 |
| 331102 | T&D MAINS:DEV INST:BON TERRAIN | 531,932.04 |
| 331150 | TRANS MAINS: DEVELOPER INSTALL | 235,507.36 |
| 331165 | TRANS MAINS - SOUHEGAN WOODS | - |
| 331200 | DISTRIBUTION MAINS - NEW | 44,541,128.54 |
| 331201 | DISTRIBUTION SYSTEM EQUIPMENT | 122,253.28 |
| 331204 | DISTRIBUTION MAINS: ENG WOODS | - |
| 331205 | DISTRIBUTION MAINS: AUTUMN | - |
| 331206 | DIST MAINS: SOUHEGAN WOODS | - |
| 331220 | DIST MAINS IN LITTLE PND | - |
| 331250 | DIST MAINS: GATE VALVES | 2,679,877.09 |
| 331251 | GATES: 4" & UNDER - CORE | 49,003.13 |
| 331252 | GATES: 4" & UNDER - COMM SYS | 26,433.69 |
| 331253 | GATES: 6" & LARGER - CORE | 64,058.55 |
| 331254 | GATES: 6" & LARGER - COMM SYS | 67,872.54 |
| 331256 | DIST MAINS:GATE VALVES-DUNLAP | - |
| 331257 | DIST MAINS:VALLEYFIELD | - |
| 331300 | DIST MAINS: DEVELOPER INSTALL | 25,334,367.25 |
| 331305 | DEV INST:DIST MAINS-LTLE POND | - |
| 331350 | DIST MAINS: TAYLOR FALLS | - |
| 331360 | DIST MAINS: CABOT PRESERVE | - |
| 331770 | DISTRIBUTION MAINS - GREAT BAY | - |
| 333004 | PAVEMENTS: SERVICES | 1,482,092.25 |
| 333100 | NEW SERVICES | 4,738,958.36 |
| 333101 | NEW SERVICES - BON TERRAIN | - |
| 333102 | NEW SERV:DEV INSTALL:BON TERR | - |
| 333120 | NEW SERVICES - POWDER HILL | - |
| 333122 | NEW SERVICES - LITTLE POND | - |
| 333140 | NEW SERVICES - ENGLISH WOODS | - |
| 333150 | NEW SERVICES-VALLEYFIELD | - |
| 333165 | NEW SERVICES - SOUHEGAN WOODS | - |
| 333200 | RENEWED SERVICES | 3,752,941.20 |
| 333230 | DEVELOPER INSTALLED SERV: CIAC | 7,155,122.44 |
| 333250 | DEVELOPER INSTALLED SERV: PAID | 1,894,179.23 |
| 334000 | METERING EQUIPMENT | 4,469,606.61 |
| 334001 | NEW METERS - BON TERRAIN | - |
| 334100 | RADIOS FOR METERING | 2,447,513.72 |
| 334220 | NEW METERS - LITTLE POND | - |
| 334250 | NEW METERS: BADGER HILL | - |
| 334360 | NEW METERS - CABOT PRESERVE | - |
| 334370 | NEW METERS: VALLEYFIELD | - |
| 334400 | NEW METERS - ENGLISH WOODS | - |
| 334450 | NEW METERS - BARTLETT COMMONS | - |
| 334500 | NEW METERS - AUTUMN WOODS | - |
| 334570 | NEW METERS: GREENFIELD FARMS | - |
| 334600 | NEW METERS - DUNLAP WOODS | - |
| 334650 | NEW METERS - SOUHEGAN WOODS | - |
| 334770 | NEW METERS-GREAT BAY | - |
| 334890 | NEW METERS: SWEET HILL | - |
| 334900 | NEW METERS - ATHERTON COMMONS | - |
| 334920 | NEW METERS: LAUREL WOODS | - |
| 334950 | CONSTRUCTION METERS | 2,565.20 |
| 335000 | FIRE PROT EQUIP: HYDRANTS | 3,127,969.23 |
| 335001 | NEW HYDRANTS - BON TERRAIN | - |
| 335002 | HYDRANTS:DEV INSTALL: BON TERR | - |

| | | |
|--------|---|------------------------|
| 335005 | PAVEMENTS: HYDRANTS | 100,205.95 |
| 335100 | HYDRANTS: CIAC | 1,774,011.29 |
| 335200 | NEW HYDRANTS: POWDER HILL | 900.00 |
| 335205 | FIRE PROTECTION: AUTUMN | - |
| 335220 | NEW HYDRANTS - LITTLE POND | - |
| 335650 | NEW HYDRANTS - SOUHEGAN WOODS | - |
| 339000 | OTHER TRANS/DIST EQUIPMENT | 30,352.30 |
| 339100 | OTHER PLANT&MISC EQ-INTANGIBLE | 565.00 |
| 339200 | OTHER PLANT & MISC EQ-S/S PUMP | 97,067.72 |
| 339300 | OTHER PLANT & MISC EQUIP -WTP | 295,946.98 |
| 339360 | OTHER TRANS/DIST EQUIP: CABOT | - |
| 339500 | OTHER TRANS/DIST EQUIP: AUTUMN | - |
| 339650 | OTHER TRANS/DIST EQUIP: SOUHEG | - |
| 339770 | OTHER TRANS/DIST EQUIP: GRT BAY | - |
| | | 134,601,302.51 |
| | <u>Miscellaneous Equipment</u> | |
| 340100 | OFFICE EQUIPMENT | 672,773.73 |
| 341000 | TRANSPORTATION EQUIPMENT | 3,736,445.42 |
| 343000 | SHOP EQUIPMENT | 761,884.05 |
| 343001 | SHOP EQUIP: BON TERRAIN | - |
| 344000 | LABORATORY EQUIPMENT | 182,670.47 |
| 345000 | POWER OPERATED EQUIPMENT | 376,133.08 |
| 346000 | COMMUNICATION EQUIPMENT | 991,872.25 |
| 346250 | COMMUNICATION EQUIP: BADGER HL | - |
| 346500 | COMMUNICATION EQUIP: AUTUMN WD | - |
| 346650 | COMMUNICATION EQUIP-SOUHEGN WD | - |
| 346770 | COMMUNICATION EQUIP: GREAT BAY | - |
| 347110 | COMPUTER EQUIP-HRDWARE/SFTWARE | 8,634,631.61 |
| 348000 | MISCELLANEOUS GENERAL EQUIP | 783,170.98 |
| 348001 | MISC GENERAL EQUIP - BON TERR | - |
| | | 16,139,581.59 |
| | <u>Intangible Plant</u> | |
| 301000 | ORGANIZATION EXPENSE | 28,856.17 |
| 302000 | FRANCHISES & CONSENTS | 229,132.31 |
| | | 257,988.48 |
| | <u>Total Plant in Service</u> | 240,423,952.22 |
| | <u>Accumulated Depreciation</u> | |
| 108000 | ACCUMULATED DEPRECIATION | (81,979,706.09) |
| 108001 | ACCUM DEPREC: COST OF REMOVAL | 6,695,159.95 |
| 108002 | ACCUMULATED DEPREC: GAIN/LOSS | 7,057,858.72 |
| 108100 | THEORETICAL DEPRESERVE-2007 | 3,531,600.00 |
| | | (64,695,087.42) |
| | <u>Net Plant in Service</u> | 175,728,864.80 |
| | <u>Construction Work in Progress</u> | |
| 105111 | CWIP: LABOR CLEARING | (10,025.84) |
| 105222 | CWIP: CONTRACTOR CLEARING | 255,920.05 |
| 105333 | CWIP: WTP EVAL & CAPITAL PLAN | 9,606.14 |
| 105444 | CWIP: OPERATIONS BUILDING | 144,976.45 |
| | | 400,476.80 |
| | Total Plant | 176,129,341.60 |

Current Assets

Cash

| | | |
|------------|--|---------------------|
| 30110:1311 | PETTY CASH: WTP | 2,000.00 |
| 131111 | PETTY CASH: OPERATIONS | 2,000.00 |
| 131112 | PETTY CASH: OFFICE | 2,000.00 |
| 131115 | PETTY CASH : ENGINEERING | - |
| 131125 | CASH-PAYROLL RBS CITIZENS BANK | - |
| 131120 | CASH-BANK OF AMERICA: PWW | - |
| 131140 | CASH - TD BANK | - |
| 131230 | CASH PAYROLL - TD BANK | - |
| 131350 | RESTRICTED CASH - RSF TD BANK | 780,000.00 |
| 131360 | RESTRICTED CASH - 2014 BOND PROJECT FUND | 213,675.00 |
| 131361 | RESTRICTED CASH - BOND REFUND ESCROW FUND | - |
| 131370 | RESTRICTED CASH - 2015 BOND PROJECT FUND | - |
| 131371 | RESTRICTED CASH - 2015 BOND FUND ESCROW FUND | - |
| 131375 | DSRR 1.0 RSF | 390,000.00 |
| 131380 | MOERR RSF | 3,344,778.51 |
| 131385 | MOERR | 1,089,742.38 |
| 131390 | DSRR 1.0 | 1,854,935.15 |
| 131372 | RESTRICTED CASH-2018 BOND PROJECT FUND | - |
| 131373 | RESTRICTED CASH-2019 BOND PROJECT FUND | 45.00 |
| 131374 | RESTRICTED CASH-2020 BOND PROJECT FUND | 5,474.84 |
| 131376 | RESTRICTED CASH-2020C BOND PROJECT FUND | 18,236.29 |
| 131377 | RESTRICTED CASH-2021 BOND PROJECT FUND | - |
| 135100 | INVESTMENTS-BOND PROJECT FUND | - |
| 131395 | DSRR 0.1 | 514,453.62 |
| 171360 | ACCRUED INTEREST INCOME-2014 BOND PROJ FUND | - |
| 171370 | ACCRUED INTEREST INCOME-2015 BOND PROJ FUND | - |
| 181360 | DISCOUNT ON BONDS-2014 BOND PROJ FUND | - |
| 181370 | DISCOUNT ON BONDS-2015 BOND PROJ FUND | - |
| 131300 | RESTRICTED CASH - RSF | - |
| 131200 | CASH-PAYROLL | - |
| | | 8,217,340.79 |

Accounts Receivable, Net

| | | |
|--------|--------------------------------|---------------------|
| 141000 | A/R: BILLED WATER REVENUE | - |
| 141150 | A/R: BILLED WATER REVENUE | 2,484,592.00 |
| 141350 | A/R: MVD REMOVAL GRANTS | - |
| 141100 | | 31,531.46 |
| 141400 | A/R: MISCELLANEOUS | 269,487.50 |
| 141450 | A/R: MISC COMPUTERS | - |
| 142200 | A/R: JOBBING | 12,281.91 |
| 143901 | ALLOW FOR DOUBTFUL ACCTS-WATER | (25,000.00) |
| 143902 | ALLOW FOR DOUBTFUL ACCTS-JOBNG | (10,542.03) |
| | | 2,762,350.84 |

Unbilled Revenue

| | | |
|--------|--------------------------------|---------------------|
| 173150 | A/R: UNBILLED WATER REV-QRTL | - |
| 173151 | A/R: UNBILLED WATER REV-MONTH | 2,169,260.00 |
| 173152 | A/R: UNBLLD REVENUE-RECOUPMENT | 1,613,596.45 |
| 173153 | A/R UNBILLED:RECOUP STEP INCR | - |
| | | 3,782,856.45 |

Inventory & Supplies

| | | |
|--------|-----------------------------|------------|
| 151100 | INVENTORY: PIPES & FITTINGS | 354,623.26 |
| 151101 | INVENTORY: NEW METERS | 105,679.06 |
| 151150 | INVENTORY: MISC T & D | 878.64 |
| 151200 | INVENTORY: WTP SPARE PARTS | - |
| 151201 | INVENTORY: WTP CHEMICALS | 110,678.48 |

| | | |
|--------|--|----------------------|
| 151250 | INVENTORY: FLEET/VEHICLES | (75.13) |
| 151300 | INVENTORY:BACKUP GENERAT FUEL | 20,553.11 |
| 151600 | INV: CUSTOMER HANDBOOK/FOLDER | - |
| 151615 | INV: CUSTOMER BROCHURE/INSERTS | - |
| 151625 | INVENTORY: CUST CONSERVATION | - |
| 151650 | INVENTORY: BILLING & ACCTING | 3,820.93 |
| 151700 | INVENTORY: POCKET FOLDERS | - |
| 151725 | INVENTORY:EDUCATIONAL SUPPLIES | - |
| 151730 | INVENTORY: CCR'S | - |
| 231999 | RECEIVING ACCRUAL | - |
| 184200 | INVENTORY-WIP | - |
| | | 596,158.35 |
| | <u>Prepaid Expenses & Other</u> | |
| 162100 | PREPAID INSURANCE | 2,940.86 |
| 162150 | PREPAID COMPUTER CLASSES | - |
| 162200 | PREPAID COMPUTER MAINTENANCE | 361,831.23 |
| 163310 | PREPAID PROPERTY TAXES | 1,041,392.28 |
| 162350 | PREPAID OFFICE EQUIPMENT | - |
| 162400 | CLEARING ACCOUNT (DO NOT USE) | - |
| 162450 | PREPAID HECOP III OFFICE LEASE | 27,499.56 |
| 162500 | PREPAID POSTAGE | 38,334.26 |
| 162700 | PREPAID EXPENSES | 31,490.00 |
| 162300 | PREPAID TAXES | - |
| 162310 | PREPAID PROPERTY TAXES | - |
| 184100 | CLEARING ACCOUNT | (21,982.01) |
| | | 1,481,506.18 |
| 233300 | INTERCO PAY/REC: PWW/PCP | 26,123,977.14 |
| 233400 | INTERCO PAY/REC: PWW/TSC | - |
| 233500 | INTERCO PAY/REC: PWW/PWS | - |
| 233600 | INTERCO PAY/REC: PWW/PAC | - |
| 233650 | INTERCO LOAN PWW/PAC: RSF | 12,954.74 |
| 233700 | INTERCO PAY/REC: PWW/PEU | - |
| | | 26,136,931.88 |
| | Total Current Assets | 42,977,144.49 |
| | Other Assets | |
| | <u>Abandoned Property</u> | |
| 182110 | ABAND PROP:CABOT PRESERVE WELL | - |
| 182120 | ABAND PROP: DUNLAP WOODS WELLS | - |
| 182300 | SERV ABAND: BRIDGE/SANDERS ST | - |
| 182500 | MAIN ABANDONMENT: CUSHING AVE | - |
| | <u>Other Deferred Charges</u> | |
| 186100 | ACQUISITION PREMIUM - MARA | 62,815,581.90 |
| 186120 | FIFIELD TANK INSPECTION | - |
| 186126 | MAST ROAD RAILROAD CROSSING | - |
| 186130 | SERGEANT WOODS - NEWTON NH | - |
| 186136 | WATER ST OFFICE RELOCATION | - |
| 186140 | SARBANES-OXLEY | - |
| 186145 | 2ND STEP DEFERRED EXPENSE | - |
| 186150 | BOND DEFEASANCE PREMIUM | - |
| 186155 | NORTHWEST PRESSURE SYSTEM ANALYSIS | - |
| 186160 | DISTRIBUTION SYSTEM ANALYSIS - HUDSON | - |
| 186165 | PWW RRA-ERP 2021 | - |

| | | |
|--------|--|------------|
| 186172 | MERRIMACK INTERCONNECT STUDY | - |
| 186173 | BERKELY/SWART TERRACE STUDY | - |
| 186175 | CROSS CONNECTION SURVEY-NASHUA | 18,148.31 |
| 186180 | PWW TRADEMARK | - |
| 186202 | UNION NEGOTIATIONS - 2002 | - |
| 186203 | UNION NEGOTIATIONS - 2006-2007 | - |
| 186204 | UNION NEGOTIATIONS - 2010 | - |
| 186205 | UNION NEGOTIATIONS - 2013 | - |
| 186206 | UNION NEGOTIATIONS - 2015 | - |
| 186207 | UNION NEGOTIATIONS - 2017 | - |
| 186208 | UNION NEGOTIATIONS - 2021 | - |
| 186210 | TYNGSBORO WHOLESALE AGREEMENT | 8,137.89 |
| 186215 | PWW/PEU-COST OF SERVICE STUDY | 4,445.24 |
| 186220 | COST OF SERVICE STUDY 2001 | - |
| 186225 | EMPLOYEE RECRUITOR FEES | - |
| 186230 | SYNERGEN TRAINING - 2007 | - |
| 186233 | WILL STREET RENOVATIONS 2006 | - |
| 186235 | RATE CASE: 2008 | - |
| 186240 | RATE CASE - 2006 | - |
| 186241 | 2010 DEFERRED RATE CASE EXP | - |
| 186242 | RATE CASE EXPENSE: 2012 | - |
| 186243 | RATE CASE EXPENSE: 2015 | 10,533.23 |
| 186244 | RATE CASE EXPENSE: 2018 | 178,490.10 |
| 186245 | DEFERRED ASSET - SERP | 815,219.45 |
| 186250 | ADULT LEARNCTR-NASHUA LAW SUIT | - |
| 186255 | MERRIMACK VILLAGE DAM | - |
| 186256 | MERRIMACK VILLAGE DAM:PHASE II | - |
| 186257 | MERRIMACK VILLAGE DAM DEOMOLIT | - |
| 186260 | NASHUA AERIAL PHOTOGRAPHY PROJ | - |
| 186270 | STUDY: BROOK DAMS ACTION PLAN | - |
| 186275 | 2007 CELL TOWER LEASE SALE | - |
| 186300 | HI-LO WELL #4 REDEVELOP 2010 | 9,699.40 |
| 186320 | TARIFF FILING: SYS UPGRADE FEE | - |
| 186325 | RATE CASE EXPENSE: 2004 | - |
| 186330 | PENNICHUCK POND AQUIFER STUDY | - |
| 186335 | WATERSHED PROTECTION VIDEOS-PENN BROOK | 754.04 |
| 186420 | WATERSHED STUDY | - |
| 186421 | RESERVOIR STORAGE & SEDIMENT MONITORING | 3,623.02 |
| 186425 | NRPC - MUTUAL AID STUDY | - |
| 186430 | CATCH BASIN MARKING 2004 | - |
| 186450 | PENNICHUCK BROOK WATERSHED STY | - |
| 186451 | WATERSHED GRDWTR MONT:PENN BRK | 5,762.20 |
| 186452 | WATERSHED SCHOOL EDUCATION | 7,253.94 |
| 186453 | PENNICHUCK BROOK SAEF YIELD EVALUATION | 15,800.32 |
| 186454 | SOURCE WATER PROTECTION STUDY | 8,616.71 |
| 186455 | HARRIS POND BATHYMETRIC SURVEY | 4,633.66 |
| 186456 | HARRIS & BOWERS POND VEGETATION ASSESSMENT | 7,956.74 |
| 186457 | INFILL & DREDGING FEAS STUDY: HARRIS/BOWERS/TINKER | 32,467.82 |
| 186458 | HARRIS POND DAM LOD & STUDY | - |
| 186459 | SUPPLY POND DAM LOD & STUDY | - |
| 186460 | STUMP PD WATRSHD:COMM BAS EDUC | - |
| 186461 | STUMP PD STORMWATER BMP | 1,157.12 |
| 186465 | STORMWATER BMP RETROFIT EVAL | 4,638.00 |
| 186466 | STORMWATER BMP OUTREACH | 14,049.39 |
| 186470 | TOWN OF MILFORD-WATERSHED STDY | - |
| 186475 | UPPER MERRIMACK WTRSHED STUDY | - |

| | | |
|--------|-----------------------------------|-----------------------|
| 186480 | FACILIT STUDY:NASHUA/MERRIMACK | - |
| 186485 | WATERSHED MONITOR-SEDIMENT DEP | 7,868.24 |
| 186490 | WATERSHED-ROOF LEADER EDUCAT | 4,640.89 |
| 186500 | WATERSHED:BMP RETROFIT EVAL | - |
| 186510 | WATERSHED RESTORATION PLAN | 16,187.75 |
| 186520 | FEAS STUDY-STSWEEP/CATCH BASIN | 11,192.00 |
| 186530 | K-M NATURAL GAS STUDY | 8,320.52 |
| 186550 | OSHA COMPLIANCE | - |
| 186600 | ASSET MANAGEMENT ASSESS STUDY | 53,291.63 |
| 186610 | RISK ASSESSMENT & EMERG PLAN | 116,296.92 |
| 186650 | EMINENT DOMAIN COSTS | - |
| 186670 | PENNICHUCK BROOK WATERSHED WEB | - |
| 186671 | PENNICHUCK BROOK PONDS AERIAL | 2,183.14 |
| 186675 | WEB SITE UPGRADE 2006 | - |
| 186680 | WEB-SITE UPGRADE 2012 | - |
| 186690 | CWS PHASE II & V WAIVER | - |
| 186700 | ONGOING WATERSHED STUDY 00-04 | - |
| 186710 | WATERSHED PROTECT STUDY - 2005 | - |
| 186720 | COMPENSATION STUDY 2004 | - |
| 186730 | COMPENSATION STUDY: 2008 | - |
| 186770 | WTP SLUDGE TANK CLEANING 2015 | 37,310.37 |
| 186775 | WTP SLUDGE TANK CLEANING 2005 | - |
| 186780 | PWW BOND APPLICATION FEE | - |
| 186790 | LINE OF CREDIT TD BANK | - |
| 186860 | MSDC EXP - BEDFORD/POWDER HILL | 310,091.17 |
| 186861 | MSDC EXP - MANCHESTER WATER WORKS | 165,653.78 |
| 186863 | DEPRECIATION STUDY - 2006 | - |
| 186865 | DEPRECIATION STUDY 2007 | - |
| 186870 | COST OF REMOVAL ANALYSIS-2007 | - |
| 186901 | MILFORD: MASON DR FEASIBILITY | - |
| 186910 | FILTRATION MEDIA STUDY 2001 | - |
| 186950 | DEFERRED ASSET: PENSION | 12,524,649.00 |
| 186955 | DEFERRED ASSET:POST 65 HEALTH | 1,672,464.00 |
| 186960 | DEF ASSET:EARLY RETIRE HEALTH | - |
| 186998 | EMINENT DOMAIN ALLOWANCE | - |
| | | 78,897,117.89 |
| 183000 | DEFERRED TAX ASSET | - |
| 183001 | GROSS-UP TO REG ASSET AFUDC | - |
| 183100 | PRELIM SURVEY/INVESTIGATE CHR | - |
| 162900 | DEFERRED ASSET - PENSION | - |
| 162905 | DEFERRED ASSET-POST 65 HEALTH | - |
| 162915 | DEFR ASSET:EARLY RETIRE HEALTH | - |
| | | - |
| 181000 | UNAMORTIZED DEBT EXPENSE | 14,810,580.39 |
| 181100 | UNAMORT DEBT EXPENSE: OID | - |
| | Total Other Assets | 93,707,698.28 |
| | Total Assets | 312,814,184.37 |
| | Equity and Liabilities | |
| | Shareholder's Equity | |

| | | |
|-----------------------------|---------------------------------------|-------------------------|
| 201100 | COMMON STOCK | (30,000.00) |
| 211000 | ADDITIONAL PAID IN CAPITAL | (101,130,971.74) |
| 219100 | OTHER COMPREHENSIVE INCOME | - |
| 438000 | DIVIDENDS: COMMON STOCK | - |
| Retained Earnings | | |
| 215500 | RETAINED EARNINGS BEG - PWW | - |
| | Net Profit or Loss | (2,409,721.16) |
| Total Equity | | (103,570,692.90) |
| Total Long Term Debt | | |
| 221000 | LONG TERM DEBT: BONDS & NOTES | - |
| 221001 | LTD: PAYCHECK PROTECTION PROGRAM LOAN | (2,543,662.00) |
| 221002 | LONG TERM DEBT-SRF/HUBBARD | (5,561.71) |
| 221003 | LONG TERM DEBT: TWIN RIDGE SRF | - |
| 221005 | SRF LOAN CONTRACT #4 | (1,451,774.06) |
| 221006 | LTD - SRF/ASHLEY COMMONS | (157,250.08) |
| 221007 | LTD - SRF/FRENCH HILL | (486,448.52) |
| 221008 | LTD: SRF/ARMORY-SOUTH NASHUA | (108,724.00) |
| 221009 | LTD: SRF/GLEN RIDGE | (37,042.00) |
| 221010 | LTD: SRF/DREW WOODS | (500,027.19) |
| 221011 | LTD: AULI | - |
| 221012 | LTD: 1997 BFANH | - |
| 221013 | LTD: 2005A BONDS | - |
| 221014 | LTD: 2005B BONDS | - |
| 221015 | LTD: 2005C BONDS | - |
| 221016 | LTD: SERIES A BONDS | - |
| 221017 | LTD: SERIES BC-3 BONDS | - |
| 221018 | LTD: SERIES BC-4 BONDS | - |
| 221019 | LTD: CROSS ST-AMHERST | - |
| 221020 | LTD: BOSTON POST RD-AMHERST | - |
| 221021 | LTD: BURKE STREET | (1,696,451.85) |
| 221022 | LTD: 2014A BONDS | - |
| 221023 | LTD: 2014B BONDS | (4,725,000.00) |
| 221024 | LTD: SRF/TIMBERLINE BOOSTER STATION | (255,696.20) |
| 221025 | LTD: SRF/RAW WATER TRANSMISSION | (2,618,390.69) |
| 221026 | LTD: SERIES 2015A BONDS | - |
| 221027 | LTD: SERIES 2015B BONDS | - |
| 221028 | LTD:SRF NASHUA CORE-AMHERST ST | (1,046,802.09) |
| 221029 | LTD:SERIES 2018A BONDS | (4,460,000.00) |
| 221030 | LTD:SERIES 2018B BONDS | (805,000.00) |
| 221031 | LTD:SERIES 2019A BONDS | (7,945,000.00) |
| 221032 | LTD:SERIES 2019B BONDS | - |
| 221033 | LTD: DWGTF 3.375M LOAN | (3,145,925.03) |
| 221034 | LTD: DWGTF/MERRIMACK INTAKE 5.5M | (5,373,964.77) |
| 221035 | LTD:SERIES 2020A BONDS | (7,000,000.00) |
| 221036 | LTD:SERIES 2020B BONDS | (255,000.00) |
| 221037 | LTD:SERIES 2020C BONDS | (72,420,000.00) |
| 221038 | LTD:SERIES 2021A BONDS | |
| 221039 | LTD:SERIES 2021B BONDS | |
| 221056 | FORGIVABLE DEBT: ASHLEY COMMON | (104,497.91) |
| 221057 | FORGIVABLE DEBT: FRENCH HILL | (339,957.62) |
| 221058 | FORGIVABLE DEBT:ARMORY-NASHUA | (74,685.60) |
| 221059 | FORGIVABLE DEBT: GLEN RIDGE | (26,037.76) |

| | | |
|--------|--|-------------------------|
| 221060 | FORGIVABLE DEBT: AMHERST ST | (246,462.58) |
| 221200 | ORIGINAL ISSUE DISCOUNT | - |
| | Long Term Debt | (117,829,361.66) |
| | Current Liabilities | |
| 232100 | FIXED ASSET LINE OF CREDIT | (4,549,558.80) |
| 221100 | CURRENT PORTION LONG TERM DEBT | - |
| 221101 | STD: PAYCHECK PROTECTION PROGRAM LOAN | - |
| 221102 | CURRENT PORTION LTD:HUBBARD | (22,250.04) |
| 221105 | CURRENT PORTION LTD:CONT #4 | (160,370.37) |
| 221106 | CURR PORTION LTD: ASHLEY COMM | (11,002.00) |
| 221107 | CURR PORTION LTD:FRENCH HILL | (28,486.00) |
| 221108 | CURRENT PORTION LTD: ARMORY | (6,904.00) |
| 221109 | CURRENT PORTION LTD:GLEN RIDGE | (2,112.00) |
| 221110 | CURRENT PORTION LTD:DREW WOODS | (40,410.00) |
| 221111 | CURRENT PORTION LTD: AULI | - |
| 221112 | CURRENT PORTION LTD:1997 BFAH | - |
| 221121 | CURRENT PORTION LTD: NASHUA CORE-2014 | (96,168.67) |
| 221122 | CURRENT PORTION LTD:2014A | - |
| 221123 | CURRENT PORTION LTD:2014B | (105,000.00) |
| 221124 | CURRENT PORTION LTD:TIMBERLINE BOOSTER STATION | (14,315.99) |
| 221125 | CURRENT PORTION LTD:SRF RAW WATER TRANSMISSION | (136,333.00) |
| 221126 | CURRENT PORTION LTD: 2015A | - |
| 221127 | CURRENT PORTION LTD: 2015B | - |
| 221128 | CURRENT PORTION LTD: SRF NASHUA CORE | (21,770.69) |
| 221129 | CURRENT PORTION LTD: SERIES 2018A | - |
| 221130 | CURRENT PORTION LTD: SERIES 2018B | (95,000.00) |
| 221131 | CURRENT PORTION LTD: SERIES 2019A | (135,000.00) |
| 221132 | CURRENT PORTION LTD: SERIES 2019B | - |
| 221133 | CURRENT PORTION LTD: DWGTF 3.375M LOAN | (46,456.82) |
| 221134 | CURRENT PORTION LTD: DWGTF/MERRIMACK INTAKE 5.5M | (108,332.63) |
| 221135 | CURRENT PORTION LTD: SERIES 2020A | - |
| 221136 | CURRENT PORTION LTD: SERIES 2020B | (125,000.00) |
| 221137 | CURRENT PORTION LTD: SERIES 2020C | (1,210,000.00) |
| 221138 | CURRENT PORTION LTD: SERIES 2021A | - |
| 221139 | CURRENT PORTION LTD: SERIES 2021B | - |
| 221156 | FORGIVABLE DEBT: STD ASHLEY CM | (11,297.07) |
| 221157 | FORGIVABLE DEBT: STD FRENCH HL | (32,636.04) |
| 221158 | FORGIVABLE DEBT: STD ARMORY NA | (7,531.44) |
| 221159 | FORGIVABLE DEBT: STD GLENRIDGE | (2,460.24) |
| 221160 | FORGIVABLE DEBT: AMHERST ST | (9,359.28) |
| | Current Portion of Long Term Debt | (6,977,755.08) |
| | Accounts Payable & Accr Expenses | |
| 222000 | ACCOUNTS PAYABLE | - |
| 231000 | ACCOUNTS PAYABLE | (563,478.71) |
| 231111 | ACCOUNTS PAYABLE | (27,030.79) |
| 231222 | ACCOUNTS PAYABLE | (776,883.25) |
| 236110 | PAYROLL TAXES PAYABLE | - |
| 236111 | FICA TAXES PAYABLE | - |
| 236112 | EMPLOYEE WITHHOLDING PAYABLE | - |
| 236113 | SUTA TAX PAYABLE - NH | - |
| 236114 | FED UNEMPLOYMENT TAX PAYABLE | - |
| 236115 | LOCAL PROPERTY TAXES PAYABLE | - |
| 236117 | SECTION 125 WITHHOLDING | 4,163.21 |

| | | |
|--------|--------------------------------------|------------------------|
| 236118 | MASS STATE TAX | - |
| 236119 | ACCRUED TAXES | - |
| 237110 | ACCRUED INTEREST LTD | (1,251,998.78) |
| 237115 | ACCR INT BC1 AUCTION RATE BNDS | - |
| 237120 | ACCRUED INTEREST - LOC | (16,319.72) |
| 241100 | UNION DUES PAYABLE | - |
| 241210 | 401K WITHHOLDING PAYABLE | (12,930.52) |
| 241215 | 401K LOAN WITHHOLDING PAYABLE | (3,550.29) |
| 241220 | UNITED WAY WITHHELD | - |
| 241223 | DEPENDENT CARE - FSA | 365.69 |
| 241226 | LTD INSURANCE | (1,210.79) |
| 241228 | CAR AND/OR HOME INS WITHHELD | (11.90) |
| 241230 | LIFE INSURANCE WITHHELD | 179.93 |
| 241237 | VOLUNTARY ACCIDENT INS WITHHELD | 155.14 |
| 241238 | VISION INSURANCE WITHHELD | (595.34) |
| 241300 | MISC CURRENT ACCRUED LIABILITY | (203,525.39) |
| 241350 | ACCRUED LIABILITY - RETAINAGE | (205,967.56) |
| 241900 | ACCRUED PAYROLL | (145,429.37) |
| 241905 | ACCRUED EMPLOYER PAYROLL TAXES | (10,630.72) |
| 241910 | ACCRUED VACATION - PWW | (136,805.67) |
| | | (3,351,504.83) |
| 241236 | ACCRUED LIAB PENSION-SHORT TRM | - |
| 241304 | EARLY RETIREE LIAB-HEALTH - ST | - |
| 241316 | POST-65 HEALTH LIABILITY - ST | - |
| | | - |
| 228900 | MASS TAXES PAYABLE | - |
| | Customer Deposits | |
| 235100 | SERVICE INSTALLATION DEPOSITS | (16,245.65) |
| 235150 | CONSTRUCTION METER DEPOSITS | (3,600.00) |
| 235250 | HARDSHIP CASE: CREDITS | (205.63) |
| 235350 | DEPOSITS - MERRIMACK SOURCE DEV | (8,365.27) |
| 235550 | SERVICE DEPOSITS: SALISBURY | (834.00) |
| 235551 | SERVICE DEPOSITS: SALSB METERS | - |
| 235600 | SERVICE INSTALL DEPOSITS - PAC | (320.00) |
| 235700 | SERVICE INST DEPOSITS - PEU | (16,934.37) |
| 235750 | DEPOSIT-AMHERST (TCI) PROJECT ESCROW | - |
| 235800 | DEPOSITS | - |
| 235850 | DEPOSITS - SG BEDFORD | (21,033.55) |
| | | (67,538.47) |
| | | (10,396,798.38) |
| | Total Current Liabilities | |
| | Other Deferred Credits | |
| 241305 | EARLY RETIREE LIABILITY-HEALTH | - |
| 241315 | POST-65 HEALTH LIABILITY | (5,549,218.00) |
| 186440 | VEBA TRUST - UNION | 506,772.91 |
| 186445 | VEBA TRUST - NON-UNION | 132,529.70 |
| | | (4,909,915.39) |
| 241306 | ACC LIAB: SUP EXEC RETIRE PLAN | (308,451.62) |
| 253001 | DEFERRED RENT LIABILITY | - |
| 253002 | OTHER DEFERRED CREDITS | - |
| 253005 | DEFRENT CR-HECOP III FITUP ALO | (23,492.77) |

| | | |
|--------|---------------------------------------|---------------------|
| 253100 | DEFERRED GAIN: ARMORY ARRA | - |
| 253101 | DEFERRED GAIN:ASHLEY CMNS ARRA | - |
| | | (331,944.39) |
| 263231 | ACCURED LIABILITY: PENSION | (15,423,508.00) |
| 241235 | ACCRUED STOCK COMP EXPENSE | - |
| 251000 | UNAMORTIZED DEBT PREMIUM | - |
| 251001 | UNAMORTIZED DEBT PREMIUM-SERIES 2014A | (1,553,554.77) |
| 251002 | UNAMORTIZED DEBT PREMIUM-SERIES 2015A | (874,748.65) |
| 251003 | UNAMORTIZED DEBT PREMIUM-SERIES 2015B | (182,006.80) |
| 251004 | UNAMORTIZED DEBT PREMIUM-SERIES 2018B | (111,626.19) |
| 251005 | UNAMORTIZED DEBT PREMIUM-SERIES 2019B | (306,974.22) |
| 251006 | UNAMORTIZED DEBT PREMIUM-SERIES 2020A | (80,131.20) |
| 251007 | UNAMORTIZED DEBT PREMIUM-SERIES 2021A | |
| 255100 | UNAMORTIZED INVESTMENT CREDIT | (404,526.00) |
| 283105 | REG LIABILITY-EXCESS DEF TAX | (246,109.06) |
| 283106 | DEF TAX LIAB-UNAMORTIZED ITC | (293,319.32) |
| 283107 | GROSSUP TO REG LIAB EXCESS DEF | (161,423.59) |
| 282100 | DEFERRED TAX ASSET | - |
| 282200 | DEFERRED INCOME TAXES | (16,563,826.48) |
| 283100 | ACCUM DEFERRED INC TAX-REG LIABILITY | (7,395,319.00) |
| 282201 | DEF TAX OFFSET TO REG LIAB ITC | 293,319.32 |
| 282202 | DEF TAX OFFSET TO GU REG ASSET | - |
| 282203 | DEF TAX OFFSET TO GU REG LIAB | 161,423.59 |

Contributions in Aid of Construction - All Divisions

| | | |
|--------|--------------------------------|------------------------|
| 271200 | CONTRIBUTIONS IN AID OF CONST | (38,786,616.06) |
| 271201 | CIAC: BON TERRAIN | (959,060.87) |
| 271202 | CIAC: TAYLOR FALLS BOOSTER STA | (150,000.00) |
| 271205 | CIAC: TOWN OF AMHERST | (43,000.00) |
| 271210 | CIAC: MAST ROAD | (8,500.00) |
| 271220 | CIAC: LITTLE POND MAINS | (148,434.95) |
| 271225 | CIAC: PWDRHILL/DUNLAP WDS TANK | (55,080.00) |
| 271230 | CIAC: URBAN RUNOFF | (62,600.00) |
| 271240 | CIAC-NEW SERVICES:ENGLISH WOOD | (7,610.69) |
| 271250 | CIAC: SAFE WATER DRINKING ACT | (55,365.80) |
| 271260 | CIAC: AUTUMN WOODS BOOSTER STA | (82,592.00) |
| 271270 | CIAC: CHERRY LANE WELL | (35,000.00) |
| 271275 | CIAC: MANCHESTER INTERCONNECT | (422,611.50) |
| 271310 | CIAC - MAPLEWOOD | (269,612.00) |
| 271320 | CIAC - LAUREL WOODS | (242,348.60) |
| 271400 | CONTR IN AID OF CONST-DEV INST | (2,348,455.85) |
| 271550 | CIAC: AUTUMN WOODS | (189,754.78) |
| 252001 | CUST ADV FOR CONST: MVD INTER | (84,000.00) |
| | | (43,950,643.10) |

Reserve for Amort of CIAC: All

| | | |
|--------|-------------------------------|---------------|
| 272101 | RESERVE FOR AMORT OF CIAC:PWV | 11,317,501.82 |
|--------|-------------------------------|---------------|

Total Deferred Credits (81,017,331.43)

Total Equity & Liabilities (312,814,184.37)

-

Pennichuck Water Works, Inc.
Balance Sheet
January - December 2021

| 1 Jan-21 | 2 Feb-21 | 3 Mar-21 | 4 Apr-21 | 5 May-21 |
|---------------------|---------------------|---------------------|---------------------|---------------------|
| 639,329.93 | 639,329.93 | 639,329.93 | 639,329.93 | 639,329.93 |
| - | - | - | - | - |
| - | - | - | - | - |
| - | - | - | - | - |
| - | - | - | - | - |
| 228,178.93 | 228,178.93 | 228,178.93 | 228,178.93 | 228,178.93 |
| - | - | - | - | - |
| 552,513.16 | 552,513.16 | 552,513.16 | 552,513.16 | 552,513.16 |
| 688,358.24 | 688,358.24 | 688,358.24 | 688,358.24 | 688,358.24 |
| - | - | - | - | - |
| - | - | - | - | - |
| - | - | - | - | - |
| 2,108,380.26 | 2,108,380.26 | 2,108,380.26 | 2,108,380.26 | 2,108,380.26 |
| 4,843,997.59 | 4,843,997.59 | 4,843,997.59 | 4,843,997.59 | 4,843,997.59 |
| - | - | - | - | - |
| 404,000.00 | 404,000.00 | 404,000.00 | 404,000.00 | 404,000.00 |
| - | - | - | - | - |
| - | - | - | - | - |
| 3,499,067.24 | 3,499,067.24 | 3,499,067.24 | 3,499,067.24 | 3,499,067.24 |
| - | - | - | - | - |
| - | - | - | - | - |
| 25,289.68 | 25,289.68 | 25,289.68 | 25,289.68 | 25,289.68 |
| - | - | - | - | - |
| - | - | - | - | - |
| - | - | - | - | - |
| 3,772.19 | 3,772.19 | 3,772.19 | 3,772.19 | 3,772.19 |
| 2,945,398.28 | 2,945,398.28 | 2,945,398.28 | 2,945,398.28 | 2,945,398.28 |
| 65,787.00 | 65,787.00 | 65,787.00 | 65,787.00 | 65,787.00 |
| - | - | - | - | - |
| - | - | - | - | - |
| - | - | - | - | - |
| 193,540.83 | 193,540.83 | 193,540.83 | 193,540.83 | 193,540.83 |
| 7,449,164.44 | 7,449,164.44 | 7,449,164.44 | 7,449,164.44 | 7,449,164.44 |
| 20,460.19 | 20,460.19 | 20,460.19 | 20,460.19 | 20,460.19 |
| - | - | - | - | - |
| 24,213,859.80 | 24,213,859.80 | 24,213,859.80 | 24,265,557.01 | 24,265,557.01 |
| 381,494.87 | 387,272.05 | 387,272.05 | 387,272.05 | 387,272.05 |
| - | - | - | - | - |
| 4,983,156.52 | 4,983,156.52 | 4,983,156.52 | 4,983,156.52 | 4,983,156.52 |
| - | - | - | - | - |
| - | - | - | - | - |
| - | - | - | - | - |
| - | - | - | - | - |
| 6,767,017.45 | 6,767,017.45 | 6,767,017.45 | 6,781,162.84 | 6,785,163.33 |

| | | | | |
|----------------------|----------------------|----------------------|----------------------|----------------------|
| 1,182,109.55 | 1,182,109.55 | 1,182,109.55 | 1,182,109.55 | 1,182,109.55 |
| 237,963.26 | 237,963.26 | 237,963.26 | 237,963.26 | 246,289.50 |
| - | - | - | - | - |
| - | - | - | - | - |
| 1,543.33 | 1,543.33 | 1,543.33 | 1,543.33 | 1,543.33 |
| 3,781,114.53 | 3,781,114.53 | 3,781,114.53 | 3,781,114.53 | 3,781,114.53 |
| 60,998,736.75 | 61,004,513.93 | 61,004,513.93 | 61,070,356.53 | 61,082,683.26 |
| 1,384,381.53 | 1,384,381.53 | 1,384,381.53 | 1,384,381.53 | 1,384,381.53 |
| 5,599,600.77 | 5,599,600.77 | 5,612,062.61 | 5,612,062.61 | 5,636,630.81 |
| - | - | - | - | - |
| - | - | - | - | - |
| - | - | - | - | - |
| - | - | - | - | - |
| 907,994.85 | 917,908.51 | 917,908.51 | 944,585.71 | 956,810.41 |
| 6,047.12 | 6,047.12 | 6,047.12 | 6,047.12 | 6,047.12 |
| 15,416.80 | 15,416.80 | 15,416.80 | 15,416.80 | 15,416.80 |
| - | - | - | - | - |
| - | - | - | - | - |
| - | - | - | - | - |
| 15,857.20 | 15,857.20 | 15,857.20 | 15,857.20 | 15,857.20 |
| 248,484.33 | 248,484.33 | 248,484.33 | 248,484.33 | 248,484.33 |
| 54,759.15 | 54,759.15 | 54,759.15 | 54,759.15 | 54,759.15 |
| - | - | - | - | - |
| - | - | - | - | - |
| - | - | - | - | - |
| 741,925.51 | 741,925.51 | 741,925.51 | 741,925.51 | 741,925.51 |
| - | - | - | - | - |
| - | - | - | - | - |
| - | - | - | - | - |
| - | - | - | - | - |
| 76,495.62 | 76,495.62 | 76,495.62 | 76,495.62 | 76,495.62 |
| 13,500.00 | 13,500.00 | 13,500.00 | 13,500.00 | 13,500.00 |
| - | - | - | - | - |
| 15,937,388.48 | 15,937,388.48 | 15,937,388.48 | 15,937,388.48 | 15,937,388.48 |
| - | - | - | - | - |
| 1,337,394.28 | 1,337,394.28 | 1,337,394.28 | 1,337,394.28 | 1,337,394.28 |
| - | - | - | - | - |
| 26,339,245.64 | 26,349,159.30 | 26,361,621.14 | 26,388,298.34 | 26,425,091.24 |
| (384,880.18) | (384,880.18) | (384,880.18) | (384,880.18) | (384,880.18) |
| (460,025.00) | (460,025.00) | (460,025.00) | (460,025.00) | (460,025.00) |
| 376,426.64 | 377,829.15 | 379,231.67 | 380,634.19 | 382,036.70 |
| 233,142.97 | 233,992.59 | 234,842.21 | 235,691.83 | 236,541.45 |
| - | - | - | - | - |
| - | - | - | - | - |
| - | - | - | - | - |
| - | - | - | - | - |
| 8,459,084.08 | 8,459,084.08 | 8,459,084.08 | 8,459,084.08 | 8,459,084.08 |
| 322,272.32 | 322,272.32 | 322,272.32 | 322,272.32 | 322,272.32 |
| 360,604.84 | 360,604.84 | 360,604.84 | 360,604.84 | 360,604.84 |
| 5,919,203.25 | 5,919,203.25 | 5,919,203.25 | 5,919,203.25 | 5,919,203.25 |
| 239,018.36 | 239,018.36 | 239,018.36 | 239,018.36 | 239,018.36 |

| | | | | |
|---------------|---------------|---------------|---------------|---------------|
| 13,075,686.45 | 13,075,686.45 | 13,075,686.45 | 13,075,686.45 | 13,075,686.45 |
| 1,440,589.96 | 1,440,589.96 | 1,440,589.96 | 1,440,589.96 | 1,440,589.96 |
| 531,932.04 | 531,932.04 | 531,932.04 | 531,932.04 | 531,932.04 |
| 235,507.36 | 235,507.36 | 235,507.36 | 235,507.36 | 235,507.36 |
| - | - | - | - | - |
| 44,541,128.54 | 44,541,128.54 | 44,541,128.54 | 44,541,128.54 | 44,795,567.95 |
| 122,253.28 | 122,253.28 | 122,253.28 | 122,253.28 | 122,253.28 |
| - | - | - | - | - |
| - | - | - | - | - |
| - | - | - | - | - |
| - | - | - | - | - |
| 2,679,877.09 | 2,690,322.59 | 2,720,659.27 | 2,760,595.85 | 2,767,083.28 |
| 49,003.13 | 49,003.13 | 49,003.13 | 49,003.13 | 49,003.13 |
| 26,433.69 | 26,433.69 | 26,433.69 | 26,433.69 | 26,433.69 |
| 64,058.55 | 64,058.55 | 64,058.55 | 64,058.55 | 64,058.55 |
| 67,872.54 | 67,872.54 | 67,872.54 | 67,872.54 | 67,872.54 |
| - | - | - | - | - |
| - | - | - | - | - |
| 25,334,367.25 | 25,439,330.10 | 25,439,330.10 | 25,605,140.33 | 25,605,140.33 |
| - | - | - | - | - |
| - | - | - | - | - |
| - | - | - | - | - |
| - | - | - | - | - |
| 1,482,092.25 | 1,482,092.25 | 1,482,092.25 | 1,482,092.25 | 1,488,518.25 |
| 4,738,958.36 | 4,738,958.36 | 4,738,958.36 | 4,738,958.36 | 4,764,203.36 |
| - | - | - | - | - |
| - | - | - | - | - |
| - | - | - | - | - |
| - | - | - | - | - |
| - | - | - | - | - |
| - | - | - | - | - |
| 3,752,941.20 | 3,752,941.20 | 3,757,217.76 | 3,764,158.38 | 3,766,068.80 |
| 7,164,878.61 | 7,171,260.88 | 7,173,062.01 | 7,177,914.60 | 7,181,163.51 |
| 1,894,881.24 | 1,900,497.32 | 1,904,007.37 | 1,908,921.44 | 1,910,325.46 |
| 4,471,108.54 | 4,482,954.77 | 4,485,340.79 | 4,490,124.78 | 4,493,224.22 |
| - | - | - | - | - |
| 2,447,916.48 | 2,449,311.30 | 2,450,580.26 | 2,451,654.13 | 2,452,140.48 |
| - | - | - | - | - |
| - | - | - | - | - |
| - | - | - | - | - |
| - | - | - | - | - |
| - | - | - | - | - |
| - | - | - | - | - |
| - | - | - | - | - |
| - | - | - | - | - |
| - | - | - | - | - |
| - | - | - | - | - |
| - | - | - | - | - |
| - | - | - | - | - |
| - | - | - | - | - |
| - | - | - | - | - |
| - | - | - | - | - |
| 2,565.20 | 2,565.20 | 2,565.20 | 2,565.20 | 2,565.20 |
| 3,127,969.23 | 3,127,969.23 | 3,127,969.23 | 3,134,107.41 | 3,134,107.41 |
| - | - | - | - | - |
| - | - | - | - | - |

| | | | | |
|------------------------|------------------------|------------------------|------------------------|------------------------|
| 100,205.95 | 100,205.95 | 100,205.95 | 100,205.95 | 100,205.95 |
| 1,774,011.29 | 1,780,083.95 | 1,780,083.95 | 1,783,878.45 | 1,783,878.45 |
| 900.00 | 900.00 | 900.00 | 900.00 | 900.00 |
| - | - | - | - | - |
| - | - | - | - | - |
| - | - | - | - | - |
| 30,352.30 | 30,352.30 | 30,352.30 | 30,352.30 | 30,352.30 |
| 565.00 | 565.00 | 565.00 | 565.00 | 565.00 |
| 97,067.72 | 97,067.72 | 97,067.72 | 97,067.72 | 97,067.72 |
| 295,946.98 | 295,946.98 | 295,946.98 | 295,946.98 | 295,946.98 |
| - | - | - | - | - |
| - | - | - | - | - |
| - | - | - | - | - |
| - | - | - | - | - |
| 134,615,917.51 | 134,764,890.05 | 134,810,721.59 | 135,051,218.36 | 135,356,217.47 |
| 672,773.73 | 672,773.73 | 676,934.31 | 676,934.31 | 676,934.31 |
| 3,736,445.42 | 3,736,445.42 | 3,736,445.42 | 3,736,445.42 | 3,736,445.42 |
| 761,884.05 | 761,884.05 | 761,884.05 | 761,884.05 | 761,884.05 |
| - | - | - | - | - |
| 182,670.47 | 182,670.47 | 182,670.47 | 182,670.47 | 182,670.47 |
| 376,133.08 | 376,133.08 | 376,133.08 | 376,133.08 | 376,133.08 |
| 991,872.25 | 991,872.25 | 991,872.25 | 991,872.25 | 991,872.25 |
| - | - | - | - | - |
| - | - | - | - | - |
| - | - | - | - | - |
| - | - | - | - | - |
| 8,634,631.61 | 8,679,704.62 | 8,686,784.92 | 8,686,784.92 | 8,697,945.33 |
| 783,170.98 | 783,170.98 | 783,170.98 | 783,170.98 | 783,170.98 |
| - | - | - | - | - |
| 16,139,581.59 | 16,184,654.60 | 16,195,895.48 | 16,195,895.48 | 16,207,055.89 |
| 28,856.17 | 28,856.17 | 28,856.17 | 28,856.17 | 28,856.17 |
| 229,132.31 | 229,132.31 | 229,132.31 | 229,132.31 | 229,132.31 |
| 257,988.48 | 257,988.48 | 257,988.48 | 257,988.48 | 257,988.48 |
| 240,459,850.23 | 240,669,586.62 | 240,739,120.88 | 241,072,137.45 | 241,437,416.60 |
| (82,501,737.70) | (83,022,875.53) | (83,537,154.22) | (84,058,826.34) | (84,581,050.79) |
| 6,695,326.85 | 6,696,084.55 | 6,701,815.76 | 6,728,312.26 | 6,762,229.80 |
| 7,057,858.72 | 7,057,858.72 | 7,061,350.14 | 7,059,640.73 | 7,059,640.73 |
| 3,531,600.00 | 3,531,600.00 | 3,531,600.00 | 3,531,600.00 | 3,531,600.00 |
| (65,216,952.13) | (65,737,332.26) | (66,242,388.32) | (66,739,273.35) | (67,227,580.26) |
| 175,242,898.10 | 174,932,254.36 | 174,496,732.56 | 174,332,864.10 | 174,209,836.34 |
| (9,213.44) | (6,236.06) | (4,512.75) | (7,963.98) | (7,360.51) |
| 317,619.20 | 296,200.85 | 983,391.30 | 1,106,227.77 | 2,153,722.02 |
| (2,265.40) | 5,007.12 | 846.54 | 846.54 | 846.54 |
| 167,786.34 | 161,500.08 | 178,997.89 | 205,349.16 | 260,688.32 |
| 473,926.70 | 456,471.99 | 1,158,722.98 | 1,304,459.49 | 2,407,896.37 |
| 175,716,824.80 | 175,388,726.35 | 175,655,455.54 | 175,637,323.59 | 176,617,732.71 |

| | | | | |
|---------------------|---------------------|---------------------|---------------------|---------------------|
| 2,000.01 | 2,000.01 | 2,000.01 | 2,000.00 | 2,000.00 |
| 2,000.00 | 2,000.00 | 2,000.00 | 2,000.00 | 2,000.00 |
| 2,000.00 | 2,000.00 | 2,000.00 | 2,000.00 | 2,000.00 |
| - | - | - | - | - |
| - | - | - | - | - |
| - | - | - | - | - |
| - | - | - | - | - |
| - | - | - | - | - |
| 945,125.23 | 822,404.56 | 742,715.53 | 608,489.21 | 610,644.83 |
| - | - | - | - | - |
| - | - | - | - | - |
| - | - | - | - | - |
| - | - | - | - | - |
| 521,956.00 | 423,886.62 | 360,204.98 | 252,941.12 | 254,663.73 |
| 2,924,840.00 | 2,624,172.08 | 2,490,550.51 | 2,070,475.89 | 2,032,825.76 |
| 1,976,994.06 | 1,667,058.98 | 2,936,582.46 | 2,247,402.99 | 2,670,609.83 |
| 2,342,390.44 | 971,002.69 | 1,106,503.60 | 1,591,325.02 | 2,080,986.90 |
| - | - | - | - | - |
| 45.00 | 45.00 | 45.00 | 45.00 | 45.00 |
| 5,474.84 | 5,474.84 | 5,474.84 | 5,474.84 | 5,474.84 |
| 18,236.29 | 18,236.29 | 18,236.29 | 18,236.29 | 18,236.29 |
| - | - | - | 14,562.16 | 14,562.16 |
| - | - | - | - | - |
| 554,794.32 | 596,458.02 | 641,560.49 | 682,304.74 | 733,947.64 |
| - | - | - | - | - |
| - | - | - | - | - |
| - | - | - | - | - |
| - | - | - | - | - |
| - | - | - | - | - |
| 9,295,856.19 | 7,134,739.09 | 8,307,873.71 | 7,497,257.26 | 8,427,996.98 |
| - | - | - | - | - |
| 2,751,673.07 | 2,499,793.61 | 2,004,965.60 | 2,407,576.50 | 2,326,266.49 |
| - | - | - | - | - |
| 30,965.34 | 31,152.01 | 31,147.17 | 32,565.46 | 34,612.46 |
| 262,140.13 | 262,140.13 | 249,214.13 | 249,214.13 | 249,214.13 |
| - | - | - | - | - |
| 11,780.50 | 8,385.50 | 9,493.28 | 25,426.56 | 26,964.72 |
| (25,000.00) | (25,066.13) | (25,000.00) | (24,999.94) | (25,000.00) |
| (10,542.03) | (10,542.03) | (10,542.03) | (10,542.03) | (10,542.03) |
| 3,021,017.01 | 2,765,863.09 | 2,259,278.15 | 2,679,240.68 | 2,601,515.77 |
| - | - | - | - | - |
| 1,845,707.00 | 1,837,164.00 | 2,039,827.00 | 1,703,125.00 | 2,139,642.00 |
| 1,613,596.45 | 1,613,596.45 | 1,613,596.45 | 1,568,032.99 | 1,478,909.42 |
| - | - | - | - | - |
| 3,459,303.45 | 3,450,760.45 | 3,653,423.45 | 3,271,157.99 | 3,618,551.42 |
| 363,690.57 | 372,213.43 | 379,058.30 | 386,128.19 | 386,702.61 |
| 107,211.33 | 103,807.13 | 109,781.09 | 181,592.01 | 162,140.39 |
| 813.04 | 794.48 | 794.48 | 794.48 | 684.78 |
| - | - | - | - | - |
| 153,055.00 | 180,460.46 | 188,446.56 | 177,962.86 | 192,938.01 |

| | | | | |
|----------------------|----------------------|----------------------|----------------------|----------------------|
| (75.13) | (75.13) | (75.13) | (75.13) | (75.13) |
| 20,553.11 | 20,553.11 | 20,553.11 | 20,553.11 | 20,553.11 |
| - | - | - | - | - |
| - | - | - | - | - |
| - | - | - | - | - |
| 13,567.26 | 10,321.58 | 8,642.56 | 6,926.79 | 16,234.52 |
| - | - | - | - | - |
| - | - | - | - | - |
| - | - | - | - | - |
| (11,065.93) | (18,190.41) | (18,492.41) | (44,498.33) | (22,707.31) |
| (39,835.91) | (31,370.49) | (34,688.35) | (42,827.02) | (56,256.08) |
| 607,913.34 | 638,514.16 | 654,020.21 | 686,556.96 | 700,214.90 |
| 87,228.57 | 103,705.34 | 111,282.06 | 115,873.87 | 125,198.92 |
| - | - | - | - | - |
| 334,336.18 | 336,290.79 | 286,794.88 | 283,425.83 | 312,192.92 |
| 694,261.53 | 347,130.78 | - | - | - |
| - | - | - | - | - |
| - | - | - | - | - |
| 27,499.56 | 27,499.56 | 27,499.56 | 27,499.56 | 27,499.56 |
| 38,334.26 | 38,334.26 | 38,334.26 | 38,334.26 | 38,334.26 |
| 253,087.20 | 261,462.66 | 271,432.44 | 293,377.08 | 301,361.23 |
| - | - | - | - | - |
| - | - | - | - | - |
| (28,240.26) | (28,240.26) | (28,240.26) | (28,240.26) | (28,240.26) |
| 1,406,507.04 | 1,086,183.13 | 707,102.94 | 730,270.34 | 776,346.63 |
| 25,782,203.71 | 21,903,132.10 | 21,343,624.34 | 21,973,656.87 | 22,203,116.83 |
| - | - | - | - | - |
| 157,888.88 | 250,224.74 | 384,700.01 | 574,571.26 | 729,611.68 |
| 18,962.73 | 26,127.60 | 35,707.17 | 50,948.45 | 60,738.04 |
| 12,954.74 | 12,954.74 | 12,954.74 | 12,954.74 | 12,954.74 |
| (486,125.20) | (283,659.03) | (68,279.20) | 183,644.97 | 390,862.93 |
| 25,485,884.86 | 21,908,780.15 | 21,708,707.06 | 22,795,776.29 | 23,397,284.22 |
| 43,276,481.89 | 36,984,840.07 | 37,290,405.52 | 37,660,259.52 | 39,521,909.92 |
| - | - | - | - | - |
| - | - | - | - | - |
| - | - | - | - | - |
| - | - | - | - | - |
| 62,654,687.32 | 62,489,214.64 | 62,323,741.96 | 62,158,269.28 | 61,992,796.60 |
| - | - | - | - | - |
| - | - | - | - | - |
| - | - | - | - | - |
| - | - | - | - | - |
| - | - | - | - | - |
| - | - | - | - | - |
| - | - | - | - | - |
| - | - | - | - | - |
| - | - | - | - | - |

| | | | | |
|------------|------------|------------|------------|------------|
| - | - | - | - | - |
| - | - | - | - | - |
| 17,762.50 | 17,376.70 | 16,990.89 | 16,605.09 | 16,219.29 |
| - | - | - | - | - |
| - | - | - | - | - |
| - | - | - | - | - |
| - | - | - | - | - |
| - | - | - | - | - |
| - | - | - | - | - |
| - | - | - | - | - |
| 8,000.06 | 7,862.22 | 7,724.39 | 7,586.55 | 7,448.72 |
| 4,368.55 | 4,291.85 | 4,215.16 | 4,138.46 | 4,061.77 |
| - | - | - | - | - |
| - | - | - | - | - |
| - | - | - | - | - |
| - | - | - | - | - |
| - | - | - | - | - |
| - | - | - | - | - |
| - | - | - | - | - |
| 10,533.23 | 10,533.23 | 10,533.23 | 10,533.23 | 10,533.23 |
| 172,066.71 | 172,066.71 | 172,066.71 | 170,094.21 | 154,935.21 |
| 815,219.45 | 815,219.45 | 813,408.45 | 813,408.45 | 813,408.45 |
| - | - | - | - | - |
| - | - | - | - | - |
| - | - | - | - | - |
| - | - | - | - | - |
| - | - | - | - | - |
| - | - | - | - | - |
| 9,613.59 | 9,527.79 | 9,441.98 | 9,356.18 | 9,270.37 |
| - | - | - | - | - |
| - | - | - | - | - |
| - | - | - | - | - |
| 568.47 | 382.92 | 197.36 | 11.80 | - |
| - | - | - | - | - |
| 3,295.56 | 2,968.09 | 2,640.62 | 2,313.16 | 1,985.70 |
| - | - | - | - | - |
| - | - | - | - | - |
| - | - | - | - | - |
| 5,582.32 | 5,402.45 | 5,222.55 | 5,042.67 | 4,862.78 |
| 7,027.16 | 6,800.41 | 6,573.63 | 6,346.88 | 6,120.10 |
| 15,577.78 | 15,355.24 | 15,132.71 | 14,910.18 | 14,687.64 |
| 8,433.38 | 8,250.05 | 8,066.72 | 7,883.39 | 7,700.06 |
| 4,213.94 | 3,794.22 | 3,374.51 | 2,954.79 | 2,535.08 |
| 7,876.01 | 7,795.28 | 7,714.55 | 7,633.82 | 7,553.09 |
| 32,144.59 | 31,821.36 | 31,498.13 | 31,174.90 | 30,851.67 |
| - | - | - | - | - |
| - | - | - | - | - |
| - | - | - | - | - |
| 1,146.20 | 1,135.28 | 1,124.36 | 1,113.44 | 1,102.52 |
| 4,444.75 | 4,251.50 | 4,058.25 | 3,865.00 | 3,671.75 |
| 13,907.48 | 13,765.57 | 13,623.66 | 13,481.75 | 13,339.84 |
| - | - | - | - | - |
| - | - | - | - | - |

| | | | | |
|-----------------------|-----------------------|-----------------------|-----------------------|-----------------------|
| - | - | - | - | - |
| 7,526.73 | 7,185.24 | 6,843.73 | 6,502.24 | 6,160.73 |
| 4,500.30 | 4,359.71 | 4,219.05 | 4,078.43 | 3,937.78 |
| - | - | - | - | - |
| 15,515.93 | 14,844.17 | 14,172.35 | 13,500.59 | 12,828.77 |
| 10,881.12 | 10,570.24 | 10,259.34 | 9,948.48 | 9,637.62 |
| 8,174.55 | 8,028.58 | 7,882.61 | 7,736.64 | 7,590.67 |
| - | - | - | - | - |
| 51,811.32 | 50,331.01 | 48,850.61 | 47,370.38 | 45,890.15 |
| 115,319.63 | 114,342.34 | 113,365.06 | 112,387.78 | 111,410.49 |
| - | - | - | - | - |
| - | - | - | - | - |
| 2,156.84 | 2,130.54 | 2,104.24 | 2,077.94 | 2,051.64 |
| - | - | - | - | - |
| - | - | - | - | - |
| - | - | - | - | - |
| - | - | - | - | - |
| - | - | - | - | - |
| - | - | - | - | - |
| 36,680.22 | 36,050.08 | 35,419.93 | 34,789.79 | 34,159.64 |
| - | - | - | - | - |
| - | - | - | - | - |
| - | - | - | - | - |
| 306,178.33 | 302,265.47 | 298,352.62 | 294,439.78 | 290,526.96 |
| 164,960.67 | 164,267.56 | 163,574.45 | 162,881.34 | 162,188.23 |
| - | - | - | - | - |
| - | - | - | - | - |
| - | - | - | - | - |
| - | - | - | - | - |
| - | - | - | - | - |
| 12,467,779.67 | 12,410,910.34 | 12,354,041.01 | 12,297,171.68 | 12,240,302.35 |
| 1,665,874.75 | 1,659,285.50 | 1,652,696.25 | 1,646,107.00 | 1,639,517.75 |
| - | - | - | - | - |
| - | - | - | - | - |
| 78,653,829.11 | 78,412,385.74 | 78,169,131.07 | 77,925,715.30 | 77,669,286.65 |
| - | - | - | - | - |
| - | - | - | - | - |
| - | - | - | - | - |
| - | - | - | - | - |
| - | - | - | - | - |
| - | - | - | - | - |
| 14,559,286.45 | 14,306,330.12 | 14,049,955.29 | 14,044,814.67 | 13,788,556.64 |
| - | - | - | - | - |
| 93,213,115.56 | 92,718,715.86 | 92,219,086.36 | 91,970,529.97 | 91,457,843.29 |
| 312,206,422.25 | 305,092,282.28 | 305,164,947.42 | 305,268,113.08 | 307,597,485.92 |

| | | | | |
|-------------------------|------------------------|------------------------|------------------------|------------------------|
| (30,000.00) | (30,000.00) | (30,000.00) | (30,000.00) | (30,000.00) |
| (101,130,971.74) | (97,539,518.17) | (97,539,518.17) | (97,539,518.17) | (97,539,518.17) |
| - | - | - | - | - |
| - | - | - | - | - |
| (2,409,721.16) | - | - | - | - |
| 592,143.30 | 1,079,518.52 | 1,324,391.88 | 1,914,428.70 | 2,026,810.01 |
| (102,978,549.60) | (96,489,999.65) | (96,245,126.29) | (95,655,089.47) | (95,542,708.16) |
| - | - | - | - | - |
| (2,543,662.00) | (2,543,662.00) | (2,543,662.00) | (2,543,662.00) | (2,543,662.00) |
| (3,707.54) | (1,853.37) | - | - | - |
| - | - | - | - | - |
| (1,438,622.17) | (1,424,498.40) | (1,410,801.08) | (1,397,063.95) | (1,383,286.89) |
| (156,373.08) | (155,315.08) | (154,336.08) | (153,350.08) | (152,356.08) |
| (484,182.52) | (481,424.52) | (478,882.52) | (476,319.52) | (473,736.52) |
| (108,174.00) | (107,509.00) | (106,894.00) | (106,275.00) | (105,651.00) |
| (36,874.00) | (36,669.00) | (36,480.00) | (36,290.00) | (36,098.00) |
| (496,705.19) | (493,175.19) | (489,737.19) | (486,290.19) | (482,835.19) |
| - | - | - | - | - |
| - | - | - | - | - |
| - | - | - | - | - |
| - | - | - | - | - |
| - | - | - | - | - |
| - | - | - | - | - |
| - | - | - | - | - |
| - | - | - | - | - |
| - | - | - | - | - |
| (1,688,527.90) | (1,680,192.33) | (1,672,037.52) | (1,663,865.97) | (1,655,677.64) |
| - | - | - | - | - |
| (4,620,000.00) | (4,615,000.00) | (4,615,000.00) | (4,615,000.00) | (4,615,000.00) |
| (254,517.44) | (253,273.62) | (252,058.36) | (250,840.46) | (249,619.90) |
| (2,607,131.69) | (2,595,407.69) | (2,583,887.69) | (2,572,348.69) | (2,560,791.69) |
| - | - | - | - | - |
| - | - | - | - | - |
| (1,045,028.33) | (1,043,069.85) | (1,041,192.51) | (1,039,307.67) | (1,037,415.32) |
| (4,460,000.00) | (4,460,000.00) | (4,460,000.00) | (4,460,000.00) | (4,460,000.00) |
| (805,000.00) | (805,000.00) | (705,000.00) | (705,000.00) | (705,000.00) |
| (7,945,000.00) | (7,945,000.00) | (7,805,000.00) | (7,805,000.00) | (7,805,000.00) |
| - | - | - | - | - |
| (3,140,058.89) | (3,134,179.53) | (3,128,286.92) | (3,122,381.03) | (3,116,461.84) |
| (5,355,857.17) | (5,355,551.17) | (5,346,305.45) | (5,337,033.69) | (5,327,735.81) |
| (7,000,000.00) | (7,000,000.00) | (7,000,000.00) | (7,000,000.00) | (7,000,000.00) |
| (255,000.00) | (255,000.00) | (125,000.00) | (125,000.00) | (125,000.00) |
| (72,420,000.00) | (72,420,000.00) | (72,405,000.00) | (72,405,000.00) | (72,405,000.00) |
| - | - | - | (4,985,000.00) | (4,985,000.00) |
| - | - | - | (85,000.00) | (85,000.00) |
| (103,556.49) | (102,615.06) | (101,673.64) | (100,732.22) | (99,790.80) |
| (337,237.95) | (334,518.28) | (331,798.61) | (329,078.94) | (326,359.27) |
| (74,057.98) | (73,430.36) | (72,802.74) | (72,175.12) | (71,547.50) |
| (25,832.74) | (25,627.72) | (25,422.70) | (25,217.68) | (25,012.66) |

| | | | | |
|-------------------------|-------------------------|-------------------------|-------------------------|-------------------------|
| (245,682.64) | (244,902.70) | (244,122.76) | (243,342.82) | (242,562.88) |
| - | - | - | - | - |
| (117,650,789.72) | (117,586,874.87) | (117,135,381.77) | (122,140,575.03) | (122,075,600.99) |
| (5,245,263.68) | (5,604,721.09) | (5,604,721.09) | (804,863.20) | (1,296,599.07) |
| - | - | - | - | - |
| - | - | - | - | - |
| (22,250.04) | (22,250.04) | (22,249.24) | (20,395.07) | (18,540.90) |
| (160,370.37) | (161,304.02) | (161,772.88) | (162,243.10) | (162,714.69) |
| (11,002.00) | (11,176.00) | (11,263.00) | (11,350.00) | (11,438.00) |
| (28,486.00) | (28,959.00) | (29,196.00) | (29,435.00) | (29,674.00) |
| (6,904.00) | (7,014.00) | (7,070.00) | (7,125.00) | (7,181.00) |
| (2,112.00) | (2,148.00) | (2,166.00) | (2,184.00) | (2,202.00) |
| (40,410.00) | (40,610.00) | (40,709.00) | (40,809.00) | (40,909.00) |
| - | - | - | - | - |
| - | - | - | - | - |
| (96,168.67) | (96,564.01) | (96,762.29) | (96,960.98) | (97,160.07) |
| - | - | - | - | - |
| (105,000.00) | (110,000.00) | (110,000.00) | (110,000.00) | (110,000.00) |
| (14,315.99) | (14,378.48) | (14,409.83) | (14,441.24) | (14,472.73) |
| (136,333.00) | (136,779.00) | (137,003.00) | (137,227.00) | (137,451.00) |
| - | - | - | - | - |
| - | - | - | - | - |
| (21,770.69) | (21,948.10) | (22,037.05) | (22,126.15) | (22,215.41) |
| - | - | - | - | - |
| (95,000.00) | (95,000.00) | (100,000.00) | (100,000.00) | (100,000.00) |
| (135,000.00) | (135,000.00) | (140,000.00) | (140,000.00) | (140,000.00) |
| - | - | - | - | - |
| (52,322.96) | (58,202.32) | (64,094.93) | (70,000.82) | (70,158.55) |
| (108,637.76) | (108,943.76) | (109,250.62) | (109,558.34) | (109,866.93) |
| - | - | - | - | - |
| (125,000.00) | (125,000.00) | (130,000.00) | (130,000.00) | (130,000.00) |
| (1,210,000.00) | (1,210,000.00) | (1,225,000.00) | (1,225,000.00) | (1,225,000.00) |
| - | - | - | (80,000.00) | (80,000.00) |
| - | - | - | (40,000.00) | (40,000.00) |
| (11,297.07) | (11,297.07) | (11,297.07) | (11,297.07) | (11,297.07) |
| (32,636.04) | (32,636.04) | (32,636.04) | (32,636.04) | (32,636.04) |
| (7,531.44) | (7,531.44) | (7,531.44) | (7,531.44) | (7,531.44) |
| (2,460.24) | (2,460.24) | (2,460.24) | (2,460.24) | (2,460.24) |
| (9,359.28) | (9,359.28) | (9,359.28) | (9,359.28) | (9,359.28) |
| (7,679,631.23) | (8,053,281.89) | (8,090,989.00) | (3,417,002.97) | (3,908,867.42) |
| - | - | - | - | - |
| (660,220.36) | (435,545.47) | (449,445.15) | (294,469.18) | (266,982.65) |
| (2,109.85) | (16,490.08) | (20,712.08) | (7,107.98) | (22,678.95) |
| (100,140.41) | (48,469.78) | (651,378.09) | (50,013.83) | (696,524.09) |
| - | - | - | - | - |
| - | - | - | - | - |
| - | - | - | - | - |
| - | - | - | - | - |
| (78,750.33) | (157,500.66) | (223,324.99) | (421,563.75) | (856,066.50) |
| 4,163.21 | 2,861.46 | 2,855.65 | 4,163.21 | 2,855.65 |

| | | | | |
|------------------------|------------------------|------------------------|-----------------------|-----------------------|
| - | - | - | - | - |
| - | - | - | - | - |
| (1,446,982.98) | (423,433.19) | (296,898.23) | (624,061.73) | (962,023.56) |
| - | - | - | - | - |
| (19,143.30) | (19,686.15) | (22,218.35) | (11,911.18) | (15,435.54) |
| (4,469.52) | (9,025.12) | (5,474.14) | (4,572.37) | (4,567.94) |
| - | (36.89) | (12,525.80) | (36.89) | (36.89) |
| - | - | (3,379.11) | - | - |
| (156.00) | (312.00) | (507.00) | (468.00) | (156.00) |
| 365.69 | 315.69 | 315.69 | 365.69 | 315.69 |
| (975.68) | (691.86) | (1,138.86) | (960.73) | (719.14) |
| (24.21) | (24.21) | (24.21) | (11.90) | (11.90) |
| 466.26 | 750.39 | 319.71 | 694.12 | 1,064.38 |
| 203.16 | 254.21 | 181.90 | 224.82 | 270.71 |
| (475.92) | (324.60) | (536.51) | (437.48) | (371.81) |
| (148,140.62) | (215,799.35) | (289,359.61) | (288,405.77) | (743,968.26) |
| (205,967.56) | (205,967.56) | (269,759.01) | (163,907.59) | (240,458.24) |
| (189,251.85) | (186,279.24) | (114,027.57) | (190,487.29) | (200,805.66) |
| (17,979.87) | (15,724.56) | (8,661.85) | (22,744.47) | (23,584.24) |
| (191,124.06) | (220,076.25) | (254,137.66) | (282,522.73) | (293,645.07) |
| (3,060,714.20) | (1,951,205.22) | (2,619,835.27) | (2,358,235.03) | (4,323,530.01) |
| - | - | - | - | - |
| - | - | - | - | - |
| - | - | - | - | - |
| - | - | - | - | - |
| (19,042.11) | (22,413.06) | (31,806.06) | (43,347.06) | (54,213.06) |
| (3,600.00) | (3,600.00) | (3,600.00) | (4,400.00) | (4,800.00) |
| (205.63) | (205.63) | (205.63) | (205.63) | (205.63) |
| (2,246.50) | (2,246.50) | (2,246.50) | (3,403.50) | (3,403.50) |
| (1,914.00) | (1,914.00) | (1,698.00) | (1,590.00) | (1,806.00) |
| - | - | - | - | - |
| (320.00) | (160.00) | (160.00) | (160.00) | (160.00) |
| (14,237.00) | (9,495.00) | (9,112.00) | (6,851.30) | (4,426.08) |
| - | - | - | - | - |
| - | - | - | - | - |
| (21,033.55) | (21,033.55) | (21,033.55) | (21,033.55) | (21,033.55) |
| (62,598.79) | (61,067.74) | (69,861.74) | (80,991.04) | (90,047.82) |
| (10,802,944.22) | (10,065,554.85) | (10,780,686.01) | (5,856,229.04) | (8,322,445.25) |
| - | - | - | - | - |
| (5,571,730.18) | (5,593,460.36) | (5,622,662.28) | (5,644,912.46) | (5,667,162.64) |
| 506,772.91 | 506,772.91 | 506,772.91 | 506,772.91 | 506,772.91 |
| 132,529.70 | 132,529.70 | 132,529.70 | 132,529.70 | 132,529.70 |
| (4,932,427.57) | (4,954,157.75) | (4,983,359.67) | (5,005,609.85) | (5,027,860.03) |
| (301,446.17) | (294,313.36) | (292,787.55) | (285,590.55) | (278,372.15) |
| - | - | - | - | - |
| - | - | - | - | - |
| (21,411.87) | (19,330.97) | (17,250.07) | (40,826.64) | (38,683.32) |

| | | | | |
|-------------------------|-------------------------|-------------------------|-------------------------|-------------------------|
| - | - | - | - | - |
| (322,858.04) | (313,644.33) | (310,037.62) | (326,417.19) | (317,055.47) |
| (15,239,478.75) | (15,348,449.50) | (15,457,420.25) | (15,223,391.00) | (15,332,361.75) |
| - | - | - | - | - |
| (1,548,160.48) | (1,542,766.19) | (1,537,371.90) | (1,531,977.61) | (1,526,583.32) |
| (871,832.82) | (868,916.99) | (866,001.16) | (863,085.33) | (860,169.50) |
| (180,490.08) | (178,973.36) | (177,456.64) | (175,939.92) | (174,423.20) |
| (111,284.82) | (110,943.45) | (110,602.08) | (110,260.71) | (109,919.34) |
| (306,068.69) | (305,163.16) | (304,257.63) | (303,352.10) | (302,446.57) |
| (79,903.55) | (79,675.90) | (79,448.25) | (79,220.60) | (78,992.95) |
| - | - | - | (702,676.88) | (700,719.56) |
| (401,773.00) | (399,020.00) | (396,267.00) | (393,514.00) | (390,761.00) |
| (246,109.06) | (246,109.06) | (246,109.06) | (246,109.06) | (246,109.06) |
| (292,296.32) | (291,273.32) | (290,250.32) | (289,227.32) | (288,204.32) |
| (161,423.59) | (161,423.59) | (161,423.59) | (161,423.59) | (161,423.59) |
| - | - | - | - | - |
| (16,563,826.48) | (16,563,826.48) | (16,563,826.48) | (16,563,826.48) | (16,563,826.48) |
| (7,395,319.00) | (7,395,319.00) | (7,395,319.00) | (7,395,319.00) | (7,395,319.00) |
| 292,296.32 | 291,273.32 | 290,250.32 | 289,227.32 | 288,204.32 |
| - | - | - | - | - |
| 161,423.59 | 161,423.59 | 161,423.59 | 161,423.59 | 161,423.59 |
| (38,796,372.26) | (38,933,060.54) | (38,934,861.67) | (39,122,686.29) | (39,125,935.20) |
| (959,060.87) | (959,060.87) | (959,060.87) | (959,060.87) | (959,060.87) |
| (150,000.00) | (150,000.00) | (150,000.00) | (150,000.00) | (150,000.00) |
| (43,000.00) | (43,000.00) | (43,000.00) | (43,000.00) | (43,000.00) |
| (8,500.00) | (8,500.00) | (8,500.00) | (8,500.00) | (8,500.00) |
| (148,434.95) | (148,434.95) | (148,434.95) | (148,434.95) | (148,434.95) |
| (55,080.00) | (55,080.00) | (55,080.00) | (55,080.00) | (55,080.00) |
| (62,600.00) | (62,600.00) | (62,600.00) | (62,600.00) | (62,600.00) |
| (7,610.69) | (7,610.69) | (7,610.69) | (7,610.69) | (7,610.69) |
| (55,365.80) | (55,365.80) | (55,365.80) | (55,365.80) | (55,365.80) |
| (82,592.00) | (82,592.00) | (82,592.00) | (82,592.00) | (82,592.00) |
| (35,000.00) | (35,000.00) | (35,000.00) | (35,000.00) | (35,000.00) |
| (422,611.50) | (422,611.50) | (422,611.50) | (422,611.50) | (422,611.50) |
| (269,612.00) | (269,612.00) | (269,612.00) | (269,612.00) | (269,612.00) |
| (242,348.60) | (242,348.60) | (242,348.60) | (242,348.60) | (242,348.60) |
| (2,348,455.85) | (2,348,455.85) | (2,348,455.85) | (2,348,455.85) | (2,348,455.85) |
| (189,754.78) | (189,754.78) | (189,754.78) | (189,754.78) | (189,754.78) |
| (84,000.00) | (84,000.00) | (84,000.00) | (84,000.00) | (84,000.00) |
| (43,960,399.30) | (44,097,087.58) | (44,098,888.71) | (44,286,713.33) | (44,289,962.24) |
| 11,385,792.93 | 11,454,199.83 | 11,522,612.11 | 11,591,193.51 | 11,659,777.95 |
| (80,774,138.71) | (80,949,852.92) | (81,003,753.34) | (81,616,219.55) | (81,656,731.52) |
| (312,206,422.25) | (305,092,282.29) | (305,164,947.41) | (305,268,113.09) | (307,597,485.92) |
| - | (0.01) | 0.01 | (0.01) | - |

| | 6 | 7 | 8 | 9 | 10 |
|---------------------|---------------------|---------------------|---------------------|---------------------|---------------------|
| | Jun-21 | Jul-21 | Aug-21 | Sep-21 | Oct-21 |
| 634,329.93 | 634,329.93 | 634,329.93 | 634,329.93 | 634,329.93 | 634,329.93 |
| - | - | - | - | - | - |
| - | - | - | - | - | - |
| - | - | - | - | - | - |
| - | - | - | - | - | - |
| 228,178.93 | 228,178.93 | 228,178.93 | 228,178.93 | 228,178.93 | 228,178.93 |
| - | - | - | - | - | - |
| 552,513.16 | 552,513.16 | 552,513.16 | 552,513.16 | 552,513.16 | 552,513.16 |
| 688,358.24 | 688,358.24 | 688,358.24 | 688,358.24 | 688,358.24 | 688,358.24 |
| - | - | - | - | - | - |
| - | - | - | - | - | - |
| - | - | - | - | - | - |
| 2,103,380.26 | 2,103,380.26 | 2,103,380.26 | 2,103,380.26 | 2,103,380.26 | 2,103,380.26 |
| 4,843,997.59 | 4,843,997.59 | 4,843,997.59 | 4,843,997.59 | 4,843,997.59 | 4,843,997.59 |
| - | - | - | - | - | - |
| 404,000.00 | 404,000.00 | 404,000.00 | 404,000.00 | 404,000.00 | 404,000.00 |
| - | - | - | - | - | - |
| - | - | - | - | - | - |
| - | - | - | - | - | - |
| 3,499,067.24 | 3,499,067.24 | 3,499,067.24 | 3,499,067.24 | 3,499,067.24 | 3,499,067.24 |
| - | - | - | - | - | - |
| - | - | - | - | - | - |
| 25,289.68 | 25,289.68 | 25,289.68 | 25,289.68 | 25,289.68 | 25,289.68 |
| - | - | - | - | - | - |
| - | - | - | - | - | - |
| - | - | - | - | - | - |
| 3,772.19 | 3,772.19 | 3,772.19 | 3,772.19 | 3,772.19 | 3,772.19 |
| 2,945,398.28 | 2,945,398.28 | 2,945,398.28 | 2,945,398.28 | 2,945,398.28 | 2,945,398.28 |
| 65,787.00 | 65,787.00 | 65,787.00 | 65,787.00 | 65,787.00 | 65,787.00 |
| - | - | - | - | - | - |
| - | - | - | - | - | - |
| - | - | - | - | - | - |
| 193,540.83 | 314,193.87 | 320,402.22 | 320,402.22 | 320,402.22 | 320,402.22 |
| 7,449,164.44 | 7,449,164.44 | 7,449,164.44 | 7,449,164.44 | 7,449,164.44 | 7,449,164.44 |
| 20,460.19 | 20,460.19 | 20,460.19 | 20,460.19 | 20,460.19 | 20,460.19 |
| - | - | - | - | - | - |
| 24,265,557.01 | 24,293,364.18 | 24,293,364.18 | 24,293,364.18 | 24,293,364.18 | 24,443,079.72 |
| 387,272.05 | 387,272.05 | 387,272.05 | 387,272.05 | 387,272.05 | 387,272.05 |
| - | - | - | - | - | - |
| 4,983,156.52 | 4,983,156.52 | 4,983,156.52 | 4,983,156.52 | 4,983,156.52 | 4,983,156.52 |
| - | - | - | - | - | - |
| - | - | - | - | - | - |
| - | - | - | - | - | - |
| - | - | - | - | - | - |
| 6,794,816.05 | 6,797,877.40 | 6,797,877.40 | 6,797,877.40 | 6,797,877.40 | 6,823,777.71 |

| | | | | |
|----------------------|----------------------|----------------------|----------------------|----------------------|
| 1,190,259.55 | 1,190,259.55 | 1,190,259.55 | 1,190,259.55 | 1,190,259.55 |
| 248,472.87 | 239,396.84 | 239,396.84 | 239,396.84 | 239,396.84 |
| - | - | - | - | - |
| - | - | - | - | - |
| 1,543.33 | 1,543.33 | 1,543.33 | 1,543.33 | 1,543.33 |
| 3,781,114.53 | 3,781,114.53 | 3,781,114.53 | 3,781,114.53 | 3,781,114.53 |
| 61,102,669.35 | 61,245,114.88 | 61,251,323.23 | 61,251,323.23 | 61,426,939.08 |
| 1,384,381.53 | 1,384,381.53 | 1,384,381.53 | 1,384,381.53 | 1,384,381.53 |
| 5,636,630.81 | 5,630,783.36 | 5,630,783.36 | 5,630,783.36 | 5,630,783.36 |
| - | - | - | - | - |
| - | - | - | - | - |
| - | - | - | - | - |
| - | - | - | - | - |
| 967,005.31 | 967,005.31 | 967,005.31 | 977,291.97 | 977,291.97 |
| 6,047.12 | 6,047.12 | 6,047.12 | 6,047.12 | 6,047.12 |
| 15,416.80 | 15,416.80 | 15,416.80 | 15,416.80 | 15,416.80 |
| - | - | - | - | - |
| - | - | - | - | - |
| - | - | - | - | - |
| 15,857.20 | 15,857.20 | 15,857.20 | 15,857.20 | 15,857.20 |
| 248,484.33 | 248,484.33 | 248,484.33 | 248,484.33 | 248,484.33 |
| 54,759.15 | 54,759.15 | 54,759.15 | 54,759.15 | 54,759.15 |
| - | - | - | - | - |
| - | - | - | - | - |
| - | - | - | - | - |
| 741,925.51 | 741,925.51 | 741,925.51 | 741,925.51 | 741,925.51 |
| - | - | - | - | - |
| - | - | - | - | - |
| - | - | - | - | - |
| - | - | - | - | - |
| 76,495.62 | 76,495.62 | 76,495.62 | 76,495.62 | 76,495.62 |
| 13,500.00 | 13,500.00 | 13,500.00 | 13,500.00 | 13,500.00 |
| - | - | - | - | - |
| 15,944,634.60 | 15,944,634.60 | 15,944,634.60 | 15,944,634.60 | 15,944,634.60 |
| - | - | - | - | - |
| 1,337,394.28 | 1,337,394.28 | 1,337,394.28 | 1,337,394.28 | 1,337,394.28 |
| - | - | - | - | - |
| 26,442,532.26 | 26,436,684.81 | 26,436,684.81 | 26,446,971.47 | 26,446,971.47 |
| (384,880.18) | (384,880.18) | (384,880.18) | (384,880.18) | (384,880.18) |
| (460,025.00) | (460,025.00) | (460,025.00) | (460,025.00) | (460,025.00) |
| 383,439.22 | 384,841.73 | 386,244.24 | 387,646.76 | 389,049.28 |
| 237,391.07 | 238,240.69 | 239,090.31 | 239,939.93 | 240,789.55 |
| - | - | - | - | - |
| - | - | - | - | - |
| - | - | - | - | - |
| - | - | - | - | - |
| 8,459,084.08 | 8,459,084.08 | 8,459,084.08 | 8,459,084.08 | 8,459,084.08 |
| 322,272.32 | 322,272.32 | 322,272.32 | 322,272.32 | 322,272.32 |
| 360,604.84 | 360,604.84 | 360,604.84 | 360,604.84 | 360,604.84 |
| 5,919,203.25 | 5,919,203.25 | 5,919,203.25 | 5,919,203.25 | 5,919,203.25 |
| 239,018.36 | 239,018.36 | 239,018.36 | 239,018.36 | 239,018.36 |

| | | | | |
|---------------|---------------|---------------|---------------|---------------|
| 13,075,686.45 | 13,075,686.45 | 13,075,686.45 | 13,075,686.45 | 13,075,686.45 |
| 1,440,589.96 | 1,440,589.96 | 1,440,589.96 | 1,440,589.96 | 1,440,589.96 |
| 531,932.04 | 531,932.04 | 531,932.04 | 531,932.04 | 531,932.04 |
| 235,507.36 | 235,507.36 | 235,507.36 | 235,507.36 | 235,507.36 |
| - | - | - | - | - |
| 44,838,547.64 | 44,838,547.64 | 44,838,679.15 | 44,838,679.15 | 44,838,679.15 |
| 122,253.28 | 122,253.28 | 122,253.28 | 122,253.28 | 122,253.28 |
| - | - | - | - | - |
| - | - | - | - | - |
| - | - | - | - | - |
| - | - | - | - | - |
| 2,832,966.63 | 2,835,156.15 | 2,873,429.06 | 2,877,519.20 | 2,901,817.73 |
| 49,003.13 | 49,003.13 | 49,003.13 | 49,003.13 | 49,003.13 |
| 26,433.69 | 26,433.69 | 26,433.69 | 26,433.69 | 26,433.69 |
| 64,058.55 | 64,058.55 | 64,058.55 | 64,058.55 | 64,058.55 |
| 67,872.54 | 67,872.54 | 67,872.54 | 67,872.54 | 67,872.54 |
| - | - | - | - | - |
| - | - | - | - | - |
| 25,905,482.55 | 25,905,482.55 | 26,070,735.88 | 26,070,735.88 | 26,206,003.37 |
| - | - | - | - | - |
| - | - | - | - | - |
| - | - | - | - | - |
| - | - | - | - | - |
| 1,491,731.25 | 1,491,731.25 | 1,491,731.25 | 1,491,731.25 | 1,491,731.25 |
| 4,784,501.36 | 4,790,009.36 | 4,790,009.36 | 4,793,069.36 | 4,798,216.65 |
| - | - | - | - | - |
| - | - | - | - | - |
| - | - | - | - | - |
| - | - | - | - | - |
| - | - | - | - | - |
| - | - | - | - | - |
| 3,773,522.01 | 3,773,522.01 | 3,780,070.16 | 3,791,714.93 | 3,802,812.22 |
| 7,181,215.86 | 7,196,709.17 | 7,202,750.82 | 7,236,242.98 | 7,240,890.45 |
| 1,913,133.50 | 1,920,153.60 | 1,929,981.74 | 1,940,511.89 | 1,944,723.95 |
| 4,494,153.44 | 4,496,178.42 | 4,500,436.16 | 4,509,797.06 | 4,510,252.71 |
| - | - | - | - | - |
| 2,444,975.15 | 2,446,237.19 | 2,448,080.80 | 2,453,325.23 | 2,448,815.47 |
| - | - | - | - | - |
| - | - | - | - | - |
| - | - | - | - | - |
| - | - | - | - | - |
| - | - | - | - | - |
| - | - | - | - | - |
| - | - | - | - | - |
| - | - | - | - | - |
| - | - | - | - | - |
| - | - | - | - | - |
| - | - | - | - | - |
| - | - | - | - | - |
| - | - | - | - | - |
| - | - | - | - | - |
| - | - | - | - | - |
| - | - | - | - | - |
| - | - | - | - | - |
| - | - | - | - | - |
| - | - | - | - | - |
| 2,565.20 | 2,565.20 | 2,565.20 | 2,565.20 | 2,565.20 |
| 3,132,808.59 | 3,132,808.59 | 3,138,511.84 | 3,144,883.65 | 3,144,883.65 |
| - | - | - | - | - |
| - | - | - | - | - |

| | | | | |
|------------------------|------------------------|------------------------|------------------------|------------------------|
| 100,205.95 | 100,205.95 | 100,205.95 | 100,205.95 | 100,205.95 |
| 1,815,287.03 | 1,815,287.03 | 1,819,743.53 | 1,819,743.53 | 1,836,665.65 |
| 900.00 | 900.00 | 900.00 | 900.00 | 900.00 |
| - | - | - | - | - |
| - | - | - | - | - |
| - | - | - | - | - |
| 30,352.30 | 30,352.30 | 30,352.30 | 30,352.30 | 30,352.30 |
| 565.00 | 565.00 | 565.00 | 565.00 | 565.00 |
| 97,067.72 | 97,067.72 | 97,067.72 | 97,067.72 | 97,067.72 |
| 295,946.98 | 295,946.98 | 295,946.98 | 295,946.98 | 295,946.98 |
| - | - | - | - | - |
| - | - | - | - | - |
| - | - | - | - | - |
| - | - | - | - | - |
| 135,825,373.12 | 135,861,123.20 | 136,105,712.12 | 136,191,758.62 | 136,391,548.90 |
| 676,934.31 | 676,934.31 | 676,934.31 | 676,934.31 | 676,934.31 |
| 3,643,343.18 | 3,643,343.18 | 3,643,343.18 | 3,620,075.18 | 3,620,075.18 |
| 720,154.54 | 791,125.44 | 791,125.44 | 791,125.44 | 791,125.44 |
| - | - | - | - | - |
| 182,670.47 | 182,670.47 | 182,670.47 | 182,670.47 | 182,670.47 |
| 376,133.08 | 376,133.08 | 376,133.08 | 376,133.08 | 376,133.08 |
| 1,045,429.54 | 1,045,429.54 | 1,045,429.54 | 1,045,429.54 | 1,045,429.54 |
| - | - | - | - | - |
| - | - | - | - | - |
| - | - | - | - | - |
| - | - | - | - | - |
| 7,993,815.42 | 8,005,171.06 | 8,094,689.19 | 8,038,033.80 | 8,040,728.14 |
| 780,095.81 | 780,095.81 | 780,095.81 | 780,095.81 | 780,095.81 |
| - | - | - | - | - |
| 15,418,576.35 | 15,500,902.89 | 15,590,421.02 | 15,510,497.63 | 15,513,191.97 |
| 28,856.17 | 28,856.17 | 28,856.17 | 28,856.17 | 28,856.17 |
| 229,132.31 | 229,132.31 | 229,132.31 | 229,132.31 | 229,132.31 |
| 257,988.48 | 257,988.48 | 257,988.48 | 257,988.48 | 257,988.48 |
| 241,150,519.82 | 241,405,194.52 | 241,745,509.92 | 241,761,919.69 | 242,140,020.16 |
| (84,163,925.60) | (84,667,932.45) | (85,181,453.91) | (85,600,043.38) | (86,106,568.80) |
| 6,770,579.01 | 6,770,804.00 | 6,772,653.03 | 6,775,859.45 | 6,789,900.16 |
| 7,119,132.94 | 7,126,602.03 | 7,117,914.03 | 7,127,189.10 | 7,131,692.58 |
| 3,531,600.00 | 3,531,600.00 | 3,531,600.00 | 3,531,600.00 | 3,531,600.00 |
| (66,742,613.65) | (67,238,926.42) | (67,759,286.85) | (68,165,394.83) | (68,653,376.06) |
| 174,407,906.17 | 174,166,268.10 | 173,986,223.07 | 173,596,524.86 | 173,486,644.10 |
| (10,564.20) | (8,741.45) | (10,646.54) | (10,763.77) | (10,127.82) |
| 2,959,640.00 | 3,353,673.71 | 3,332,550.53 | 4,186,848.38 | 4,740,801.80 |
| 846.54 | 846.54 | 846.54 | 846.54 | 846.54 |
| 231,620.47 | 257,889.13 | 269,407.00 | 282,830.24 | 294,978.75 |
| 3,181,542.81 | 3,603,667.93 | 3,592,157.53 | 4,459,761.39 | 5,026,499.27 |
| 177,589,448.98 | 177,769,936.03 | 177,578,380.60 | 178,056,286.25 | 178,513,143.37 |

| | | | | |
|---------------------|----------------------|----------------------|---------------------|---------------------|
| 2,000.00 | 2,000.00 | 2,000.00 | 2,000.00 | 2,000.00 |
| 2,000.00 | 2,000.00 | 2,000.00 | 2,000.00 | 2,000.00 |
| 2,000.00 | 2,000.00 | 2,000.00 | 2,000.00 | 2,000.00 |
| - | - | - | - | - |
| - | - | - | - | - |
| - | - | - | - | - |
| - | - | - | - | - |
| - | - | - | (0.03) | - |
| 868,260.25 | 1,046,815.39 | 1,131,761.73 | 1,271,629.45 | 1,217,671.54 |
| - | - | - | - | - |
| - | - | - | - | - |
| - | - | - | - | - |
| - | - | - | - | - |
| 460,531.12 | 603,219.32 | 671,102.22 | 782,874.26 | 739,755.05 |
| 2,563,055.80 | 2,910,281.13 | 2,987,074.14 | 3,203,371.53 | 2,912,975.08 |
| 2,343,651.46 | 1,825,971.95 | 2,575,304.51 | 1,811,157.49 | 2,351,826.18 |
| 2,564,887.31 | 2,942,475.23 | 3,426,375.65 | 808,799.98 | 1,293,414.31 |
| - | - | - | - | - |
| 45.00 | 45.00 | 45.00 | 45.00 | 45.00 |
| 5,474.84 | 5,474.84 | 5,474.84 | 5,474.84 | 5,474.84 |
| 18,236.29 | 18,236.29 | 18,236.29 | 18,236.29 | 18,236.29 |
| 14,562.16 | 14,562.16 | 14,562.16 | 14,562.16 | 14,562.16 |
| - | - | - | - | - |
| 693,100.93 | 758,840.39 | 817,099.32 | 879,747.16 | 926,905.88 |
| - | - | - | - | - |
| - | - | - | - | - |
| - | - | - | - | - |
| - | - | - | - | - |
| - | - | - | - | - |
| 9,537,805.16 | 10,131,921.70 | 11,653,035.86 | 8,801,898.13 | 9,486,866.33 |
| - | - | - | - | - |
| 2,311,609.68 | 3,256,640.81 | 2,276,821.90 | 2,219,473.96 | 2,949,488.26 |
| - | - | - | - | - |
| 34,597.36 | 32,522.22 | 23,578.18 | 22,079.38 | 22,066.90 |
| 249,214.13 | 262,337.36 | 262,337.36 | 262,337.36 | 262,337.36 |
| - | - | - | - | - |
| 31,993.42 | 30,279.31 | 27,469.93 | 31,037.00 | 32,516.96 |
| (25,000.00) | (25,000.00) | (25,000.00) | (25,000.00) | (25,000.00) |
| (10,542.03) | (10,542.03) | (10,542.03) | (12,827.21) | (12,827.21) |
| 2,591,872.56 | 3,546,237.67 | 2,554,665.34 | 2,497,100.49 | 3,228,582.27 |
| - | - | - | - | - |
| 2,950,236.00 | 2,641,583.00 | 2,772,963.00 | 3,027,474.00 | 2,315,290.00 |
| 1,386,535.49 | 1,291,539.55 | 1,203,045.70 | 1,113,764.94 | 1,027,780.56 |
| - | - | - | - | - |
| 4,336,771.49 | 3,933,122.55 | 3,976,008.70 | 4,141,238.94 | 3,343,070.56 |
| 393,203.45 | 391,507.10 | 395,925.56 | 389,980.66 | 388,204.57 |
| 156,680.15 | 183,823.47 | 196,223.41 | 160,625.95 | 145,942.92 |
| 674.94 | 576.41 | 576.41 | 1,357.80 | 384.81 |
| - | - | - | - | - |
| 211,823.32 | 200,860.29 | 226,933.90 | 207,600.34 | 182,900.44 |

| | | | | |
|----------------------|----------------------|----------------------|----------------------|----------------------|
| (75.13) | (75.13) | (75.13) | (75.13) | (75.13) |
| 20,553.11 | 20,553.11 | 20,553.11 | 20,553.11 | 20,553.11 |
| - | - | - | - | - |
| - | - | - | - | - |
| - | - | - | - | - |
| 14,500.37 | 12,789.89 | 11,079.41 | 9,355.70 | 7,765.31 |
| - | - | - | - | - |
| - | - | - | - | - |
| - | - | - | - | - |
| (29,862.07) | (22,030.93) | (18,745.65) | (24,708.28) | (32,035.85) |
| (96,344.58) | (67,397.10) | (62,293.16) | (92,447.03) | (61,513.62) |
| 671,153.56 | 720,607.11 | 770,177.86 | 672,243.12 | 652,126.56 |
| 132,707.26 | 140,115.79 | 147,433.88 | 155,207.61 | 104,404.67 |
| - | - | - | - | - |
| 433,234.07 | 403,792.69 | 428,372.78 | 380,209.91 | 422,798.37 |
| 893,403.72 | 610,921.00 | 303,928.67 | - | - |
| - | - | - | - | - |
| - | - | - | - | - |
| 27,499.56 | 27,499.56 | 27,499.56 | 27,499.56 | 27,499.56 |
| 38,334.26 | 38,334.26 | 32,000.00 | 32,000.00 | 32,000.00 |
| 290,351.54 | 279,124.37 | 58,241.60 | 53,697.04 | 274,519.98 |
| - | - | - | - | - |
| - | - | - | - | - |
| (28,240.26) | (28,240.26) | (28,240.26) | (28,240.26) | (28,240.26) |
| 1,787,290.15 | 1,471,547.41 | 969,236.23 | 620,373.86 | 832,982.32 |
| 20,611,248.08 | 20,877,994.28 | 21,885,802.25 | 21,849,963.03 | 22,219,435.90 |
| - | - | - | - | - |
| 965,947.67 | 1,155,019.31 | 1,310,583.64 | 1,528,285.91 | 1,511,429.42 |
| 97,429.07 | 106,093.60 | 119,293.77 | 133,431.39 | 221,937.93 |
| 12,954.74 | 12,954.74 | 12,954.74 | 12,954.74 | 12,954.74 |
| 704,853.35 | 904,300.37 | 1,140,505.84 | 1,430,562.22 | 1,697,713.12 |
| 22,392,432.91 | 23,056,362.30 | 24,469,140.24 | 24,955,197.29 | 25,663,471.11 |
| 41,317,325.83 | 42,859,798.74 | 44,392,264.23 | 41,688,051.83 | 43,207,099.15 |
| - | - | - | - | - |
| - | - | - | - | - |
| - | - | - | - | - |
| - | - | - | - | - |
| 61,827,323.13 | 61,661,850.45 | 61,496,377.77 | 61,330,905.09 | 61,165,432.41 |
| - | - | - | - | - |
| - | - | - | - | - |
| - | - | - | - | - |
| - | - | - | - | - |
| - | - | - | - | - |
| - | - | - | - | - |
| - | - | - | - | - |
| - | - | - | - | - |
| - | - | - | - | - |

| | | | | |
|------------|------------|------------|------------|------------|
| - | - | - | - | - |
| - | - | - | - | - |
| 15,833.48 | 15,447.67 | 15,061.87 | 14,676.06 | 14,290.26 |
| - | - | - | - | - |
| - | - | - | - | - |
| - | - | - | - | - |
| - | - | - | - | - |
| - | - | - | - | - |
| - | - | - | - | - |
| - | - | - | - | - |
| 7,310.88 | 7,173.05 | 7,035.21 | 6,897.38 | 6,759.54 |
| 3,985.07 | 3,908.38 | 3,831.68 | 3,754.99 | 3,678.29 |
| - | - | - | - | - |
| - | - | - | - | - |
| - | - | - | - | - |
| - | - | - | - | - |
| - | - | - | - | - |
| - | - | - | - | - |
| - | - | - | - | - |
| 10,533.23 | 10,533.23 | 10,533.23 | 10,533.23 | 10,533.23 |
| 139,784.71 | 124,465.21 | 109,795.21 | 95,095.71 | 80,891.21 |
| 811,536.45 | 811,536.45 | 811,536.45 | 809,643.45 | 820,867.09 |
| - | - | - | - | - |
| - | - | - | - | - |
| - | - | - | - | - |
| - | - | - | - | - |
| - | - | - | - | - |
| - | - | - | - | - |
| 9,184.57 | 9,098.76 | 9,012.96 | 8,927.15 | 8,841.35 |
| - | - | - | - | - |
| - | - | - | - | - |
| - | - | - | - | - |
| - | - | - | - | - |
| 1,658.23 | 1,330.77 | 1,003.30 | 675.83 | 348.37 |
| - | - | - | - | - |
| - | - | - | - | - |
| - | - | - | - | - |
| 4,682.89 | 4,503.01 | 4,323.14 | 4,143.24 | 3,963.36 |
| 5,893.35 | 5,666.56 | 5,439.81 | 5,213.02 | 4,986.28 |
| 14,465.10 | 14,242.56 | 14,020.01 | 13,797.48 | 13,574.95 |
| 7,516.73 | 7,333.40 | 7,150.06 | 6,966.73 | 6,783.40 |
| 2,115.36 | 1,695.65 | 1,275.93 | 856.22 | 436.50 |
| 7,472.36 | 7,391.63 | 7,310.90 | 7,230.17 | 7,149.44 |
| 30,528.44 | 30,205.21 | 29,881.98 | 29,558.75 | 29,235.52 |
| - | - | - | - | - |
| - | - | - | - | - |
| - | - | - | - | - |
| 1,091.60 | 1,080.68 | 1,069.76 | 1,058.84 | 1,047.92 |
| 3,478.50 | 3,285.25 | 3,092.00 | 2,898.75 | 2,705.50 |
| 13,197.93 | 13,056.02 | 12,914.11 | 12,772.20 | 12,630.29 |
| - | - | - | - | - |
| - | - | - | - | - |

| | | | | |
|-----------------------|-----------------------|-----------------------|-----------------------|-----------------------|
| - | - | - | - | - |
| 5,819.24 | 5,477.73 | 5,136.24 | 4,794.72 | 4,453.23 |
| 3,797.10 | 3,656.51 | 3,515.92 | 3,375.24 | 3,234.62 |
| - | - | - | - | - |
| 12,157.01 | 11,485.19 | 10,813.43 | 10,141.61 | 9,469.85 |
| 9,326.71 | 9,015.82 | 8,704.94 | 8,394.03 | 8,083.17 |
| 7,444.70 | 7,298.73 | 7,152.76 | 7,006.79 | 6,860.82 |
| - | - | - | - | - |
| 44,409.75 | 42,929.44 | 41,449.12 | 39,968.72 | 38,488.49 |
| 110,433.21 | 109,455.92 | 108,478.63 | 107,501.35 | 106,524.07 |
| - | - | - | - | - |
| - | - | - | - | - |
| 2,025.34 | 1,999.04 | 1,972.74 | 1,946.44 | 1,920.14 |
| - | - | - | - | - |
| - | - | - | - | - |
| - | - | - | - | - |
| - | - | - | - | - |
| - | - | - | - | - |
| - | - | - | - | - |
| 33,529.50 | 32,899.35 | 32,269.21 | 31,639.06 | 31,008.92 |
| - | - | - | - | - |
| - | - | - | - | - |
| - | - | - | - | - |
| 286,614.10 | 282,701.25 | 278,788.40 | 274,875.53 | 270,962.70 |
| 161,495.12 | 160,802.01 | 160,108.90 | 159,415.79 | 158,722.68 |
| - | - | - | - | - |
| - | - | - | - | - |
| - | - | - | - | - |
| - | - | - | - | - |
| 12,183,433.02 | 12,126,563.69 | 12,069,694.36 | 12,012,825.03 | 11,955,955.70 |
| 1,632,928.50 | 1,626,339.25 | 1,619,750.00 | 1,613,160.75 | 1,606,571.50 |
| - | - | - | - | - |
| - | - | - | - | - |
| 77,411,005.31 | 77,154,427.87 | 76,898,500.03 | 76,640,649.35 | 76,396,410.80 |
| - | - | - | - | - |
| - | - | - | - | - |
| - | - | - | - | - |
| - | - | - | - | - |
| - | - | - | - | - |
| - | - | - | - | - |
| 13,531,254.61 | 13,273,981.58 | 13,017,297.69 | 12,759,995.66 | 12,502,693.63 |
| - | - | - | - | - |
| 90,942,259.92 | 90,428,409.45 | 89,915,797.72 | 89,400,645.01 | 88,899,104.43 |
| 309,849,034.73 | 311,058,144.22 | 311,886,442.55 | 309,144,983.09 | 310,619,346.95 |

| | | | | |
|------------------------|------------------------|------------------------|------------------------|------------------------|
| (30,000.00) | (30,000.00) | (30,000.00) | (30,000.00) | (30,000.00) |
| (97,539,518.17) | (97,539,518.17) | (97,539,518.17) | (97,539,518.17) | (97,539,518.17) |
| - | - | - | - | - |
| - | - | - | - | - |
| - | - | - | - | - |
| 1,214,750.85 | 796,630.65 | 719,134.78 | 404,104.89 | 852,322.15 |
| (96,354,767.32) | (96,772,887.52) | (96,850,383.39) | (97,165,413.28) | (96,717,196.02) |
| - | - | - | - | - |
| (2,543,662.00) | (2,543,662.00) | (2,543,662.00) | (2,543,662.00) | (2,543,662.00) |
| - | - | - | - | - |
| - | - | - | - | - |
| (1,369,469.79) | (1,355,612.52) | (1,341,714.97) | (1,327,777.03) | (1,313,798.57) |
| (151,355.08) | (150,347.08) | (149,331.08) | (148,308.08) | (147,277.08) |
| (471,133.52) | (468,510.52) | (465,867.52) | (463,204.52) | (460,520.52) |
| (105,022.00) | (104,389.00) | (103,751.00) | (103,108.00) | (102,460.00) |
| (35,905.00) | (35,710.00) | (35,514.00) | (35,316.00) | (35,117.00) |
| (479,371.19) | (475,899.19) | (472,418.19) | (468,928.19) | (465,430.19) |
| - | - | - | - | - |
| - | - | - | - | - |
| - | - | - | - | - |
| - | - | - | - | - |
| - | - | - | - | - |
| - | - | - | - | - |
| - | - | - | - | - |
| - | - | - | - | - |
| (1,647,472.50) | (1,639,250.51) | (1,631,011.63) | (1,622,755.84) | (1,614,483.10) |
| - | - | - | - | - |
| (4,615,000.00) | (4,615,000.00) | (4,615,000.00) | (4,615,000.00) | (4,615,000.00) |
| (248,396.68) | (247,170.79) | (245,942.23) | (244,710.99) | (243,477.07) |
| (2,549,215.69) | (2,537,620.69) | (2,526,006.69) | (2,514,373.69) | (2,502,721.69) |
| - | - | - | - | - |
| - | - | - | - | - |
| (1,035,515.46) | (1,033,608.05) | (1,031,693.09) | (1,029,770.57) | (1,027,840.48) |
| (4,460,000.00) | (4,460,000.00) | (4,460,000.00) | (4,460,000.00) | (4,460,000.00) |
| (705,000.00) | (705,000.00) | (705,000.00) | (705,000.00) | (705,000.00) |
| (7,805,000.00) | (7,805,000.00) | (7,805,000.00) | (7,805,000.00) | (7,805,000.00) |
| - | - | - | - | - |
| (3,110,529.31) | (3,104,583.41) | (3,098,624.11) | (3,092,651.38) | (3,086,665.19) |
| (5,318,411.75) | (5,309,061.42) | (5,299,684.76) | (5,290,281.69) | (5,280,852.13) |
| (7,000,000.00) | (7,000,000.00) | (7,000,000.00) | (7,000,000.00) | (7,000,000.00) |
| (125,000.00) | (125,000.00) | (125,000.00) | (125,000.00) | (125,000.00) |
| (72,405,000.00) | (72,420,000.00) | (72,420,000.00) | (71,195,000.00) | (71,195,000.00) |
| (4,985,000.00) | (4,985,000.00) | (4,985,000.00) | (4,985,000.00) | (4,985,000.00) |
| (85,000.00) | (85,000.00) | (85,000.00) | (85,000.00) | (85,000.00) |
| (98,849.37) | (97,907.95) | (96,966.53) | (96,025.10) | (95,083.68) |
| (323,639.60) | (320,919.93) | (318,200.26) | (315,480.59) | (312,760.92) |
| (70,919.88) | (70,292.26) | (69,664.64) | (69,037.02) | (68,409.40) |
| (24,807.64) | (24,602.62) | (24,397.60) | (24,192.58) | (23,987.56) |

| | | | | |
|-------------------------|-------------------------|-------------------------|-------------------------|-------------------------|
| (241,782.94) | (241,003.00) | (240,223.06) | (239,443.12) | (238,663.18) |
| - | - | - | - | - |
| (122,010,459.40) | (121,960,150.94) | (121,894,673.36) | (120,604,026.39) | (120,538,209.76) |
| (2,076,335.25) | (3,438,469.07) | (4,035,183.37) | (4,126,617.00) | (5,058,342.55) |
| - | - | - | - | - |
| - | - | - | - | - |
| (16,686.73) | (14,832.56) | (12,978.39) | (11,124.22) | (9,270.05) |
| (163,187.64) | (163,661.98) | (164,137.69) | (164,614.78) | (165,093.27) |
| (11,526.00) | (11,614.00) | (11,702.00) | (11,790.00) | (11,879.00) |
| (29,913.00) | (30,153.00) | (30,393.00) | (30,633.00) | (30,874.00) |
| (7,237.00) | (7,292.00) | (7,348.00) | (7,404.00) | (7,461.00) |
| (2,220.00) | (2,238.00) | (2,256.00) | (2,274.00) | (2,292.00) |
| (41,010.00) | (41,110.00) | (41,211.00) | (41,313.00) | (41,415.00) |
| - | - | - | - | - |
| - | - | - | - | - |
| (97,359.57) | (97,559.48) | (97,759.81) | (97,960.55) | (98,161.69) |
| - | - | - | - | - |
| (110,000.00) | (110,000.00) | (110,000.00) | (110,000.00) | (110,000.00) |
| (14,504.28) | (14,535.91) | (14,567.60) | (14,599.36) | (14,631.18) |
| (137,675.00) | (137,900.00) | (138,125.00) | (138,351.00) | (138,577.00) |
| - | - | - | - | - |
| - | - | - | - | - |
| (22,304.82) | (22,394.39) | (22,484.11) | (22,573.99) | (22,664.03) |
| - | - | - | - | - |
| (100,000.00) | (100,000.00) | (100,000.00) | (100,000.00) | (100,000.00) |
| (140,000.00) | (140,000.00) | (140,000.00) | (140,000.00) | (140,000.00) |
| - | - | - | - | - |
| (70,316.64) | (70,475.09) | (70,633.90) | (70,793.06) | (70,952.58) |
| (110,176.38) | (110,486.71) | (110,797.91) | (111,109.99) | (111,422.95) |
| - | - | - | - | - |
| (130,000.00) | (130,000.00) | (130,000.00) | (130,000.00) | (130,000.00) |
| (1,225,000.00) | (1,210,000.00) | (1,210,000.00) | (1,225,000.00) | (1,225,000.00) |
| (80,000.00) | (80,000.00) | (80,000.00) | (80,000.00) | (80,000.00) |
| (40,000.00) | (40,000.00) | (40,000.00) | (40,000.00) | (40,000.00) |
| (11,297.07) | (11,297.07) | (11,297.07) | (11,297.07) | (11,297.07) |
| (32,636.04) | (32,636.04) | (32,636.04) | (32,636.04) | (32,636.04) |
| (7,531.44) | (7,531.44) | (7,531.44) | (7,531.44) | (7,531.44) |
| (2,460.24) | (2,460.24) | (2,460.24) | (2,460.24) | (2,460.24) |
| (9,359.28) | (9,359.28) | (9,359.28) | (9,359.28) | (9,359.28) |
| (4,688,736.38) | (6,036,006.26) | (6,632,861.85) | (6,739,442.02) | (7,671,320.37) |
| - | - | - | - | - |
| (849,247.66) | (700,965.31) | (537,422.59) | (253,762.31) | (525,214.90) |
| (23,904.55) | (18,246.09) | (12,684.79) | (13,223.95) | (1,591.39) |
| (1,298,656.99) | (553,271.56) | (29,096.18) | (306,069.96) | (295,618.00) |
| - | - | - | - | - |
| - | - | - | - | - |
| - | - | - | - | - |
| - | - | - | - | - |
| (4,191.83) | (83,059.00) | (166,118.00) | - | (383,923.93) |
| 1,558.09 | 4,157.40 | 2,856.46 | 2,816.07 | 4,163.21 |

| | | | | |
|-----------------------|------------------------|------------------------|-----------------------|------------------------|
| - | - | - | - | - |
| - | - | - | - | - |
| (1,182,697.91) | (1,520,186.25) | (1,857,586.29) | (299,509.18) | (641,106.21) |
| - | - | - | - | - |
| (18,593.97) | (15,488.55) | (18,735.32) | (20,705.80) | (8,415.61) |
| (5,722.86) | (5,702.85) | (4,564.20) | (10,174.06) | (4,438.54) |
| (13,834.59) | (87.23) | - | (14,368.83) | - |
| (3,238.89) | - | - | (3,478.01) | - |
| (195.00) | (156.00) | (154.00) | (339.00) | (148.00) |
| 265.69 | 365.69 | 315.69 | 315.69 | 365.69 |
| (1,191.77) | (935.22) | (618.41) | (1,037.33) | (746.41) |
| (11.90) | (11.90) | (11.90) | (11.90) | (11.90) |
| 581.69 | 929.16 | 1,308.58 | 858.49 | 1,333.55 |
| 196.70 | 250.97 | 323.38 | 251.74 | 300.60 |
| (579.17) | (465.45) | (351.22) | (396.02) | (364.44) |
| (472,455.98) | (385,247.92) | (576,645.98) | (553,297.16) | (585,647.42) |
| (319,446.11) | (362,744.01) | (362,744.01) | (439,302.26) | (472,472.83) |
| (119,669.46) | (200,892.14) | (265,978.57) | (157,042.83) | (198,202.40) |
| (17,548.25) | (23,580.53) | (27,750.67) | (19,820.63) | (22,731.27) |
| (287,114.17) | (267,839.39) | (237,361.01) | (236,232.10) | (246,345.91) |
| (4,615,698.89) | (4,133,176.18) | (4,093,019.03) | (2,324,529.34) | (3,380,816.11) |
| - | - | - | - | - |
| - | - | - | - | - |
| - | - | - | - | - |
| - | - | - | - | - |
| (58,062.70) | (59,930.00) | (62,711.53) | (53,742.48) | (54,202.48) |
| (5,400.00) | (6,000.00) | (5,000.00) | (5,200.00) | (3,600.00) |
| (205.63) | (205.63) | (205.63) | (205.63) | (205.63) |
| (3,403.50) | (3,403.50) | (3,403.50) | (4,560.50) | (6,874.50) |
| (1,914.00) | (2,130.00) | (2,214.00) | (2,670.00) | (2,562.00) |
| - | - | - | - | - |
| (160.00) | (460.00) | (460.00) | (460.00) | (460.00) |
| (3,934.42) | (21,085.42) | (27,870.42) | (31,386.44) | (28,418.92) |
| - | - | - | - | - |
| (5,000.00) | (5,000.00) | (5,000.00) | (5,000.00) | (5,000.00) |
| (21,033.55) | (21,033.55) | (21,033.55) | (21,033.55) | (21,033.55) |
| (99,113.80) | (119,248.10) | (127,898.63) | (124,258.60) | (122,357.08) |
| (9,403,549.07) | (10,288,430.54) | (10,853,779.51) | (9,188,229.96) | (11,174,493.56) |
| - | - | - | - | - |
| (5,689,150.82) | (5,711,139.00) | (5,733,913.18) | (5,756,163.36) | (5,785,365.28) |
| 506,772.91 | 506,772.91 | 506,772.91 | 506,772.91 | 506,772.91 |
| 132,529.70 | 132,529.70 | 132,529.70 | 132,529.70 | 132,529.70 |
| (5,049,848.21) | (5,071,836.39) | (5,094,610.57) | (5,116,860.75) | (5,146,062.67) |
| (273,531.75) | (266,313.35) | (259,094.95) | (254,161.55) | (246,943.15) |
| - | - | - | - | - |
| - | - | - | - | - |
| (36,540.00) | (34,396.68) | (32,253.36) | (30,110.04) | (27,966.72) |

| | | | | |
|-------------------------|-------------------------|-------------------------|-------------------------|-------------------------|
| - | - | - | - | - |
| - | - | - | - | - |
| (310,071.75) | (300,710.03) | (291,348.31) | (284,271.59) | (274,909.87) |
| (15,441,332.50) | (15,448,403.25) | (15,557,374.00) | (15,483,344.75) | (15,369,315.50) |
| - | - | - | - | - |
| - | - | - | - | - |
| (1,521,189.03) | (1,515,794.74) | (1,510,400.45) | (1,505,006.16) | (1,499,611.87) |
| (857,253.67) | (854,337.84) | (851,422.01) | (848,506.18) | (845,590.35) |
| (172,906.48) | (171,389.76) | (169,873.04) | (168,356.32) | (166,839.60) |
| (109,577.97) | (109,236.60) | (108,895.23) | (108,553.86) | (108,212.49) |
| (301,541.04) | (300,635.51) | (299,729.98) | (298,824.45) | (297,918.92) |
| (78,765.30) | (78,537.65) | (78,310.00) | (78,082.35) | (77,854.70) |
| (698,762.24) | (696,804.92) | (694,847.60) | (692,890.28) | (690,932.96) |
| (388,008.00) | (385,255.00) | (382,502.00) | (379,749.00) | (376,996.00) |
| (246,109.06) | (246,109.06) | (246,109.06) | (246,109.06) | (246,109.06) |
| (287,181.32) | (286,158.32) | (285,135.32) | (284,112.32) | (283,089.32) |
| (161,423.59) | (161,423.59) | (161,423.59) | (161,423.59) | (161,423.59) |
| - | - | - | - | - |
| (16,563,826.48) | (16,563,826.48) | (16,563,826.48) | (16,563,826.48) | (16,563,826.48) |
| (7,395,319.00) | (7,395,319.00) | (7,395,319.00) | (7,395,319.00) | (7,395,319.00) |
| 287,181.32 | 286,158.32 | 285,135.32 | 284,112.32 | 283,089.32 |
| - | - | - | - | - |
| 161,423.59 | 161,423.59 | 161,423.59 | 161,423.59 | 161,423.59 |
| (39,510,535.51) | (39,526,028.82) | (39,738,331.40) | (39,782,465.57) | (39,963,601.18) |
| (959,060.87) | (959,060.87) | (959,060.87) | (959,060.87) | (959,060.87) |
| (150,000.00) | (150,000.00) | (150,000.00) | (150,000.00) | (150,000.00) |
| (43,000.00) | (43,000.00) | (43,000.00) | (43,000.00) | (43,000.00) |
| (8,500.00) | (8,500.00) | (8,500.00) | (8,500.00) | (8,500.00) |
| (148,434.95) | (148,434.95) | (148,434.95) | (148,434.95) | (148,434.95) |
| (55,080.00) | (55,080.00) | (55,080.00) | (55,080.00) | (55,080.00) |
| (62,600.00) | (62,600.00) | (62,600.00) | (62,600.00) | (62,600.00) |
| (7,610.69) | (7,610.69) | (7,610.69) | (7,610.69) | (7,610.69) |
| (55,365.80) | (55,365.80) | (55,365.80) | (55,365.80) | (55,365.80) |
| (82,592.00) | (82,592.00) | (82,592.00) | (82,592.00) | (82,592.00) |
| (35,000.00) | (35,000.00) | (35,000.00) | (35,000.00) | (35,000.00) |
| (422,611.50) | (422,611.50) | (422,611.50) | (422,611.50) | (422,611.50) |
| (269,612.00) | (275,927.00) | (277,611.00) | (277,611.00) | (278,874.00) |
| (242,348.60) | (242,348.60) | (242,348.60) | (242,348.60) | (242,348.60) |
| (2,348,455.85) | (2,348,455.85) | (2,348,455.85) | (2,348,455.85) | (2,348,455.85) |
| (189,754.78) | (189,754.78) | (189,754.78) | (189,754.78) | (189,754.78) |
| (84,000.00) | (84,000.00) | (84,000.00) | (84,000.00) | (84,000.00) |
| (44,674,562.55) | (44,696,370.86) | (44,910,357.44) | (44,954,491.61) | (45,136,890.22) |
| 11,728,814.34 | 11,797,891.87 | 11,867,318.88 | 11,936,878.38 | 12,006,942.08 |
| (82,080,258.94) | (82,036,675.22) | (82,287,606.29) | (82,187,313.46) | (82,189,447.61) |
| (309,849,034.73) | (311,058,144.22) | (311,886,442.55) | (309,144,983.09) | (310,619,346.95) |
| - | - | - | - | - |

| | 11 | 12 | 12 | |
|---------------------|---------------------|---------------|-------------|--------------|
| Nov-21 | Dec-21 | | | |
| 907,131.56 | 934,502.70 | 680,712.58 | | |
| - | - | - | | |
| - | - | - | | |
| - | - | - | | |
| - | - | - | | |
| 228,178.93 | 228,178.93 | 228,178.93 | | |
| - | - | - | | |
| - | - | - | | |
| 552,513.16 | 552,513.16 | 552,513.16 | | |
| 688,358.24 | 688,358.24 | 688,358.24 | | |
| - | - | - | | |
| - | - | - | | |
| - | - | - | | |
| 2,376,181.89 | 2,403,553.03 | 2,149,762.91 | | |
| | | - | | |
| 4,843,997.59 | 4,843,997.59 | 4,843,997.59 | | |
| - | - | - | | |
| 404,000.00 | 404,000.00 | 404,000.00 | | |
| - | - | - | | |
| - | - | - | | |
| - | - | - | | |
| 3,499,067.24 | 3,499,067.24 | 3,499,067.24 | 14245113.53 | -14245113.53 |
| - | - | - | | |
| - | - | - | | |
| 25,289.68 | 25,289.68 | 25,289.68 | | |
| - | - | - | | |
| - | - | - | | |
| - | - | - | | |
| 3,772.19 | 3,772.19 | 3,772.19 | | |
| 2,945,398.28 | 2,945,533.84 | 2,945,408.71 | | |
| 65,787.00 | 65,787.00 | 65,787.00 | | |
| - | - | - | | |
| - | - | - | | |
| - | - | - | | |
| 320,402.22 | 316,409.86 | 251,307.57 | | |
| 7,449,164.44 | 7,449,164.44 | 7,449,164.44 | | |
| 20,460.19 | 20,460.19 | 20,460.19 | | |
| - | - | - | | |
| 24,443,079.72 | 24,450,102.22 | 24,297,574.19 | | |
| 387,272.05 | 387,272.05 | 384,746.10 | | |
| - | - | - | | |
| 4,983,156.52 | 4,983,156.52 | 4,983,156.52 | | |
| - | - | - | | |
| - | - | - | | |
| - | - | - | | |
| - | - | - | | |
| 6,823,777.71 | 6,922,599.07 | 6,799,461.44 | | |

| | | |
|----------------------|----------------------|---------------|
| 1,190,259.55 | 1,190,259.55 | 1,186,498.01 |
| 239,396.84 | 239,965.72 | 240,117.58 |
| - | - | - |
| - | - | - |
| 1,543.33 | 1,543.33 | 1,543.33 |
| 3,781,114.53 | 3,781,114.53 | 3,781,114.53 |
| 61,426,939.08 | 61,529,495.02 | 61,182,466.31 |
| | | - |
| 1,384,381.53 | 1,384,381.53 | 1,384,381.53 |
| 5,633,534.34 | 5,633,605.22 | 5,622,035.55 |
| - | - | - |
| - | - | - |
| - | - | - |
| - | - | - |
| 988,459.51 | 1,110,159.29 | 962,109.35 |
| 6,047.12 | 6,047.12 | 6,047.12 |
| 15,416.80 | 17,059.82 | 15,543.19 |
| - | - | - |
| - | - | - |
| - | - | - |
| 15,857.20 | 15,857.20 | 15,857.20 |
| 248,484.33 | 248,484.33 | 248,484.33 |
| 54,759.15 | 54,759.15 | 54,759.15 |
| - | - | - |
| - | - | - |
| - | - | - |
| 741,925.51 | 742,341.49 | 741,957.51 |
| - | - | - |
| - | - | - |
| - | - | - |
| - | - | - |
| - | - | - |
| 76,495.62 | 76,495.62 | 76,495.62 |
| 13,500.00 | 13,500.00 | 13,500.00 |
| - | - | - |
| 15,954,857.66 | 15,955,229.61 | 15,942,891.63 |
| - | - | - |
| 1,337,394.28 | 1,370,554.05 | 1,339,945.03 |
| - | - | - |
| 26,471,113.05 | 26,628,474.43 | 26,424,007.20 |
| | | - |
| (384,880.18) | (384,880.18) | (384,880.18) |
| (460,025.00) | (460,025.00) | (460,025.00) |
| 390,451.79 | 391,854.31 | 383,439.22 |
| 241,639.17 | 242,488.79 | 237,391.07 |
| - | - | - |
| - | - | - |
| - | - | - |
| - | - | - |
| - | - | - |
| 8,459,084.08 | 12,090,084.97 | 8,738,391.84 |
| 322,272.32 | 322,272.32 | 322,272.32 |
| 360,604.84 | 360,604.84 | 360,604.84 |
| 5,919,203.25 | 5,961,528.08 | 5,922,459.01 |
| 239,018.36 | 239,018.36 | 239,018.36 |

| | | |
|---------------|---------------|---------------|
| 13,075,686.45 | 13,075,686.45 | 13,075,686.45 |
| 1,440,589.96 | 1,440,589.96 | 1,440,589.96 |
| 531,932.04 | 531,932.04 | 531,932.04 |
| 235,507.36 | 235,507.36 | 235,507.36 |
| - | - | - |
| 44,838,679.15 | 45,506,770.73 | 44,772,291.79 |
| 122,253.28 | 122,253.28 | 122,253.28 |
| - | - | - |
| - | - | - |
| - | - | - |
| - | - | - |
| 2,914,651.93 | 3,109,343.93 | 2,818,715.37 |
| 49,003.13 | 49,003.13 | 49,003.13 |
| 26,433.69 | 26,478.68 | 26,437.15 |
| 64,058.55 | 64,058.55 | 64,058.55 |
| 67,872.54 | 67,980.24 | 67,880.82 |
| - | - | - |
| - | - | - |
| 26,257,795.69 | 26,342,415.29 | 25,808,948.20 |
| - | - | - |
| - | - | - |
| - | - | - |
| - | - | - |
| 1,491,731.25 | 1,482,092.25 | 1,487,035.33 |
| 4,803,571.65 | 4,805,138.54 | 4,771,039.34 |
| - | - | - |
| - | - | - |
| - | - | - |
| - | - | - |
| - | - | - |
| - | - | - |
| - | - | - |
| 3,806,798.48 | 3,867,166.58 | 3,780,144.23 |
| 7,252,981.38 | 7,261,375.47 | 7,199,659.09 |
| 1,949,638.02 | 1,958,670.45 | 1,920,740.40 |
| 4,515,428.80 | 4,513,201.01 | 4,494,754.41 |
| - | - | - |
| 2,450,657.52 | 2,469,600.32 | 2,450,831.39 |
| - | - | - |
| - | - | - |
| - | - | - |
| - | - | - |
| - | - | - |
| - | - | - |
| - | - | - |
| - | - | - |
| - | - | - |
| - | - | - |
| - | - | - |
| - | - | - |
| - | - | - |
| - | - | - |
| - | - | - |
| - | - | - |
| - | - | - |
| - | - | - |
| - | - | - |
| - | - | - |
| - | - | - |
| - | - | - |
| - | - | - |
| 2,565.20 | 2,660.60 | 2,572.54 |
| 3,158,635.78 | 3,163,769.40 | 3,138,184.10 |
| - | - | - |
| - | - | - |

| | | |
|------------------------|------------------------|-----------------|
| 100,205.95 | 100,205.95 | 100,205.95 |
| 1,836,665.65 | 1,836,665.65 | 1,804,308.11 |
| 900.00 | 900.00 | 900.00 |
| - | - | - |
| - | - | - |
| - | - | - |
| 30,352.30 | 30,352.30 | 30,352.30 |
| 565.00 | 565.00 | 565.00 |
| 97,067.72 | 97,067.72 | 97,067.72 |
| 295,946.98 | 295,946.98 | 295,946.98 |
| - | - | - |
| - | - | - |
| - | - | - |
| - | - | - |
| 136,505,544.08 | 141,220,344.35 | 135,946,282.45 |
| - | - | - |
| 677,695.98 | 677,695.98 | 676,091.36 |
| 3,689,544.18 | 3,940,517.96 | 3,709,147.27 |
| 799,255.21 | 857,265.55 | 777,883.18 |
| - | - | - |
| 182,670.47 | 187,085.19 | 183,010.06 |
| 376,133.08 | 376,133.08 | 376,133.08 |
| 1,045,429.54 | 1,066,386.62 | 1,022,322.87 |
| - | - | - |
| - | - | - |
| - | - | - |
| - | - | - |
| 8,045,000.64 | 8,240,525.01 | 8,344,495.87 |
| 783,170.98 | 784,568.04 | 782,095.69 |
| - | - | - |
| 15,598,900.08 | 16,130,177.43 | 15,871,179.38 |
| - | - | - |
| 28,856.17 | 28,856.17 | 28,856.17 |
| 229,132.31 | 229,132.31 | 229,132.31 |
| 257,988.48 | 257,988.48 | 257,988.48 |
| - | - | - |
| 242,636,666.66 | 248,170,032.74 | 241,831,686.73 |
| - | - | - |
| - | - | - |
| (86,634,218.69) | (87,053,081.25) | (84,545,274.98) |
| 6,794,959.81 | 7,251,383.76 | 6,785,005.26 |
| 7,138,412.09 | 7,125,292.82 | 7,095,418.72 |
| 3,531,600.00 | 3,531,600.00 | 3,531,600.00 |
| (69,169,246.79) | (69,144,804.67) | (67,133,251.00) |
| - | - | - |
| 173,467,419.87 | 179,025,228.07 | 174,698,435.73 |
| - | - | - |
| - | - | - |
| (11,135.40) | (10,026.23) | (9,024.46) |
| 4,841,230.78 | 98,888.07 | 2,202,054.96 |
| 84.87 | 84.87 | 1,483.84 |
| 302,766.53 | 93,161.76 | 219,380.93 |
| 5,132,946.78 | 182,108.47 | 2,413,895.27 |
| - | - | - |
| 178,600,366.65 | 179,207,336.54 | 177,112,331.00 |
| - | - | - |

| | | |
|----------------------|----------------------|---------------------|
| | | - |
| | | - |
| 2,000.00 | 2,000.00 | 2,000.00 |
| 2,000.00 | 2,000.00 | 2,000.00 |
| 2,000.00 | 2,000.00 | 2,000.00 |
| - | - | - |
| - | - | - |
| - | - | - |
| - | - | - |
| - | - | (0.00) |
| 1,123,580.33 | 1,071,270.92 | 941,566.84 |
| - | 216,312.50 | 33,075.96 |
| - | - | - |
| - | - | - |
| - | - | - |
| 664,564.24 | 2,062,056.17 | 629,827.29 |
| 2,533,763.74 | 3,162,068.06 | 2,750,787.09 |
| 3,126,543.25 | 3,324,121.06 | 2,303,612.82 |
| 1,777,928.65 | 1,922,674.03 | 1,898,746.07 |
| - | - | - |
| - | - | 38.08 |
| 5,474.84 | 5,474.84 | 5,474.84 |
| 18,236.29 | 18,236.29 | 18,236.29 |
| 14,562.16 | 14,562.16 | 10,081.50 |
| - | - | - |
| 970,857.44 | 1,162,009.30 | 764,006.10 |
| - | - | - |
| - | - | - |
| - | - | - |
| - | - | - |
| - | - | - |
| 10,241,510.94 | 12,964,785.33 | 9,361,452.88 |
| - | - | - |
| 2,142,391.23 | 2,012,157.56 | 2,434,111.59 |
| - | - | - |
| 11,033.62 | 20,910.02 | 27,597.04 |
| 262,337.36 | 262,337.36 | 258,819.11 |
| - | - | - |
| 25,620.27 | 35,023.04 | 23,713.26 |
| (25,000.00) | (21,845.43) | (24,762.42) |
| (12,827.21) | (14,319.12) | (11,359.92) |
| 2,403,555.27 | 2,294,263.43 | 2,708,118.66 |
| - | - | - |
| - | - | - |
| 2,183,423.00 | 2,339,467.00 | 2,305,012.38 |
| 937,557.07 | 3,112,733.75 | 1,505,714.25 |
| - | - | - |
| 3,120,980.07 | 5,452,200.75 | 3,810,726.64 |
| - | - | - |
| 385,631.83 | 379,296.70 | 382,012.79 |
| 137,935.84 | 157,810.97 | 146,865.67 |
| 194.45 | 145.01 | 666.90 |
| - | - | - |
| 198,302.87 | 211,050.31 | 187,924.06 |

| | | |
|----------------------|----------------------|---------------|
| (75.13) | (75.13) | (75.13) |
| 20,553.11 | 20,553.11 | 20,553.11 |
| - | - | - |
| - | - | - |
| - | - | - |
| 17,772.96 | 15,975.90 | 11,442.55 |
| - | - | - |
| - | - | - |
| - | - | - |
| (13,304.51) | 28,940.55 | (17,438.55) |
| (51,352.71) | (53,681.60) | (53,077.51) |
| 695,658.71 | 760,015.82 | 678,873.90 |
| - | - | - |
| 53,201.73 | 1,724.06 | 98,540.36 |
| - | - | - |
| 405,705.38 | 391,193.25 | 367,706.02 |
| 135,065.54 | 630,471.83 | 358,198.10 |
| - | - | - |
| - | - | - |
| 27,499.56 | (0.44) | 25,384.18 |
| 32,000.00 | 32,000.00 | 35,898.01 |
| 57,724.79 | 45,465.59 | 190,102.73 |
| - | - | - |
| - | - | - |
| (28,240.26) | (28,210.34) | (27,756.55) |
| 682,956.74 | 1,072,643.95 | 1,048,072.84 |
| - | - | - |
| 22,684,673.41 | 20,136,047.47 | 22,276,528.88 |
| - | - | - |
| 1,814,805.03 | 1,997,414.39 | 952,344.76 |
| 219,311.67 | 234,475.53 | 101,881.30 |
| 12,954.74 | 12,954.74 | 12,954.74 |
| 1,866,900.56 | 1,969,584.59 | 726,989.58 |
| 26,598,645.41 | 24,350,476.72 | 24,070,699.26 |
| - | - | - |
| 43,743,307.14 | 46,894,386.00 | 41,677,944.18 |
| - | - | - |
| - | - | - |
| - | - | - |
| - | - | - |
| - | - | - |
| - | - | - |
| - | - | - |
| 60,999,958.94 | 60,834,486.26 | 61,826,971.21 |
| - | - | - |
| - | - | - |
| - | - | - |
| - | - | - |
| - | - | - |
| - | - | - |
| - | - | - |
| - | 16,878.77 | 1,298.37 |
| - | 5,037.13 | 387.47 |
| - | 15,574.57 | 1,198.04 |

| | | |
|------------|------------|------------|
| - | - | - |
| - | - | - |
| 13,904.46 | 13,518.65 | 15,833.48 |
| - | - | - |
| - | - | - |
| - | - | - |
| - | - | - |
| - | - | - |
| - | - | - |
| - | - | - |
| - | 1,317.85 | 101.37 |
| 6,621.71 | 6,483.87 | 7,310.88 |
| 3,601.60 | 3,524.90 | 3,985.07 |
| - | - | - |
| - | - | - |
| - | - | - |
| - | - | - |
| - | - | - |
| - | - | - |
| 10,533.23 | 10,533.23 | 10,533.23 |
| 66,732.21 | 52,684.21 | 129,936.01 |
| 820,867.09 | 840,805.09 | 816,359.67 |
| - | - | - |
| - | - | - |
| - | - | - |
| - | - | - |
| - | - | - |
| - | - | - |
| 8,755.54 | 8,669.74 | 9,184.57 |
| - | - | - |
| - | - | - |
| - | - | - |
| - | - | 147.28 |
| - | - | - |
| 20.91 | - | 1,681.81 |
| - | - | - |
| - | - | - |
| - | - | - |
| 3,783.47 | 3,603.58 | 4,682.90 |
| 4,759.49 | 4,532.74 | 5,893.34 |
| 13,352.40 | 13,129.86 | 14,465.09 |
| 6,600.06 | 6,416.72 | 7,516.72 |
| 16.79 | - | 2,146.36 |
| 7,068.71 | 6,987.98 | 7,472.36 |
| 28,912.29 | 28,589.07 | 30,528.44 |
| - | 100,779.35 | 7,752.26 |
| - | 48,113.56 | 3,701.04 |
| - | - | - |
| 1,037.00 | (545.91) | 970.68 |
| 2,512.25 | 2,319.00 | 3,478.50 |
| 12,488.38 | 12,346.47 | 13,197.93 |
| - | - | - |
| - | - | - |

| | | |
|-----------------------|-----------------------|----------------|
| - | - | - |
| 4,111.72 | 3,770.22 | 5,819.23 |
| 3,093.97 | 2,953.29 | 3,797.14 |
| - | - | - |
| 8,798.03 | 8,126.27 | 12,157.00 |
| 7,772.31 | 7,461.40 | 9,326.71 |
| 6,714.85 | 6,568.87 | 7,444.70 |
| - | - | - |
| 37,008.26 | 35,527.86 | 44,409.75 |
| 105,546.78 | 104,569.50 | 110,433.21 |
| - | - | - |
| - | - | - |
| 1,893.84 | 16,590.18 | 3,157.85 |
| - | - | - |
| - | - | - |
| - | - | - |
| - | - | - |
| - | - | - |
| - | - | - |
| 30,378.77 | 29,748.63 | 33,529.50 |
| - | - | - |
| - | - | - |
| - | - | - |
| 267,049.87 | 263,137.00 | 286,614.09 |
| 158,029.57 | 157,336.46 | 161,495.12 |
| - | - | - |
| - | - | - |
| - | - | - |
| - | - | - |
| - | - | - |
| 11,899,086.37 | 8,453,564.00 | 11,922,767.40 |
| 1,599,982.25 | 1,106,098.00 | 1,595,444.27 |
| - | - | - |
| - | - | - |
| 76,140,993.12 | 72,231,238.37 | 77,123,130.05 |
| - | - | - |
| - | - | - |
| - | - | - |
| - | - | - |
| - | - | - |
| - | - | - |
| - | - | - |
| - | - | - |
| 12,245,391.60 | 11,988,089.57 | 13,452,171.38 |
| - | - | - |
| 88,386,384.72 | 84,219,327.94 | 90,575,301.42 |
| - | - | - |
| 310,730,058.51 | 310,321,050.48 | 309,365,576.60 |
| - | - | - |
| - | - | - |
| - | - | - |
| - | - | - |
| - | - | - |

| | | |
|------------------------|------------------------|-----------------|
| (30,000.00) | (30,000.00) | (30,000.00) |
| (97,539,518.17) | (97,539,518.17) | (98,092,049.49) |
| - | - | - |
| - | - | - |
| - | - | - |
| - | - | (185,363.17) |
| 1,276,765.56 | (198,278.71) | 737,923.19 |
| (96,292,752.61) | (97,767,796.88) | (97,569,489.47) |
| - | - | - |
| - | - | - |
| (2,543,662.00) | (2,543,662.00) | (2,543,662.00) |
| - | - | (855.59) |
| - | - | - |
| (1,299,779.48) | (1,285,719.65) | (1,369,224.50) |
| (146,239.08) | (145,193.08) | (151,310.08) |
| (457,816.52) | (455,092.52) | (471,010.75) |
| (101,808.00) | (101,151.00) | (104,993.54) |
| (34,916.00) | (34,714.00) | (35,895.77) |
| (461,923.19) | (458,408.19) | (479,319.11) |
| - | - | - |
| - | - | - |
| - | - | - |
| - | - | - |
| - | - | - |
| - | - | - |
| - | - | - |
| - | - | - |
| (1,606,193.38) | (1,597,886.63) | (1,647,369.75) |
| - | - | - |
| (4,615,000.00) | (4,615,000.00) | (4,623,846.15) |
| (242,240.46) | (241,001.15) | (248,380.41) |
| (2,491,050.69) | (2,479,360.69) | (2,549,100.61) |
| - | - | - |
| - | - | - |
| (1,025,902.80) | (1,023,957.51) | (1,035,469.52) |
| (4,460,000.00) | (4,460,000.00) | (4,460,000.00) |
| (705,000.00) | (705,000.00) | (728,076.92) |
| (7,805,000.00) | (7,805,000.00) | (7,837,307.69) |
| - | - | - |
| (3,080,665.52) | (3,074,652.33) | (3,110,435.73) |
| (5,271,396.01) | (5,261,913.26) | (5,317,542.24) |
| (7,000,000.00) | (7,000,000.00) | (7,000,000.00) |
| (125,000.00) | (125,000.00) | (155,000.00) |
| (71,195,000.00) | (71,195,000.00) | (72,038,461.54) |
| (4,985,000.00) | (4,985,000.00) | (3,451,153.85) |
| (85,000.00) | (85,000.00) | (58,846.15) |
| (94,142.26) | (93,200.84) | (98,849.37) |
| (310,041.25) | (307,321.58) | (323,639.60) |
| (67,781.78) | (67,154.16) | (70,919.88) |
| (23,782.54) | (23,577.52) | (24,807.64) |

| | | |
|-------------------------|-------------------------|------------------|
| (237,883.24) | (237,103.30) | (241,782.94) |
| - | - | - |
| (120,472,224.20) | (120,406,069.41) | (120,177,261.35) |
| - | - | - |
| (5,431,072.95) | (5,850,924.03) | (4,086,359.32) |
| - | - | - |
| - | - | - |
| (7,415.88) | (5,561.71) | (15,831.14) |
| (165,573.15) | (166,054.41) | (163,161.41) |
| (11,968.00) | (12,057.00) | (11,520.54) |
| (31,115.00) | (31,356.00) | (29,897.92) |
| (7,517.00) | (7,573.00) | (7,233.08) |
| (2,310.00) | (2,328.00) | (2,218.62) |
| (41,517.00) | (41,619.00) | (41,004.00) |
| - | - | - |
| - | - | - |
| (98,363.24) | (98,565.22) | (97,347.25) |
| - | - | - |
| (110,000.00) | (110,000.00) | (109,230.77) |
| (14,663.08) | (14,695.05) | (14,502.36) |
| (138,803.00) | (139,030.00) | (137,660.54) |
| - | - | - |
| - | - | - |
| (22,754.22) | (22,844.58) | (22,299.09) |
| - | - | - |
| (100,000.00) | (100,000.00) | (98,846.15) |
| (140,000.00) | (140,000.00) | (138,846.15) |
| - | - | - |
| (71,112.46) | (71,272.70) | (65,907.14) |
| (111,736.79) | (112,051.51) | (110,182.48) |
| - | - | - |
| (130,000.00) | (130,000.00) | (128,846.15) |
| (1,225,000.00) | (1,225,000.00) | (1,219,230.77) |
| (80,000.00) | (80,000.00) | (55,384.62) |
| (40,000.00) | (40,000.00) | (27,692.31) |
| (11,297.07) | (11,297.07) | (11,297.07) |
| (32,636.04) | (32,636.04) | (32,636.04) |
| (7,531.44) | (7,531.44) | (7,531.44) |
| (2,460.24) | (2,460.24) | (2,460.24) |
| (9,359.28) | (9,359.28) | (9,359.28) |
| (8,044,205.84) | (8,464,216.28) | (6,646,485.89) |
| - | - | - |
| - | - | - |
| - | - | - |
| (435,728.37) | (746,160.96) | (516,818.74) |
| (13,874.70) | (38,106.97) | (16,750.94) |
| (126,449.58) | (941,432.53) | (451,846.48) |
| - | - | - |
| - | - | - |
| - | - | - |
| - | - | - |
| (672,733.80) | (141,550.02) | (245,290.99) |
| 4,163.21 | 4,163.21 | 3,456.93 |

| | | |
|------------------------|------------------------|------------------------|
| - | - | - |
| - | - | - |
| (973,034.43) | (1,315,956.27) | (984,267.31) |
| - | - | - |
| (10,363.63) | (12,905.00) | (16,147.86) |
| (4,538.25) | - | (4,865.37) |
| - | - | (4,142.90) |
| - | - | (1,049.72) |
| (148.00) | (333.00) | (236.31) |
| 365.69 | 365.69 | 338.77 |
| (472.65) | (957.61) | (896.65) |
| (11.90) | (11.90) | (14.74) |
| 1,091.40 | (73.08) | 731.12 |
| 366.23 | 279.61 | 250.71 |
| (138.83) | (324.82) | (412.43) |
| (272,996.76) | (194,390.25) | (379,221.57) |
| (456,046.32) | (493,643.65) | (322,955.90) |
| (297,423.94) | (198,082.48) | (189,505.60) |
| (29,226.16) | (27,277.85) | (20,558.54) |
| (253,768.59) | (164,870.82) | (236,295.65) |
| (3,540,969.38) | (4,271,268.70) | (3,386,500.17) |
| - | - | - |
| - | - | - |
| - | - | - |
| - | - | - |
| - | - | - |
| - | - | - |
| (45,497.25) | (35,272.82) | (42,806.64) |
| (3,600.00) | (3,600.00) | (4,307.69) |
| (205.63) | (205.63) | (205.63) |
| (6,874.50) | (6,874.50) | (4,408.17) |
| (1,272.00) | (1,680.00) | (1,861.38) |
| - | - | - |
| (300.00) | (300.00) | (298.46) |
| (28,958.44) | (14,342.44) | (16,696.33) |
| - | - | - |
| 22,500.00 | 22,500.00 | 1,538.46 |
| (21,033.55) | (21,033.55) | (21,033.55) |
| (85,241.37) | (60,808.94) | (90,079.39) |
| - | - | - |
| (11,670,416.59) | (12,796,293.92) | (10,123,065.45) |
| - | - | - |
| - | - | - |
| (5,800,663.72) | (5,443,132.00) | (5,659,128.71) |
| 506,772.91 | 572,953.46 | 511,863.72 |
| 132,529.70 | 121,780.41 | 131,702.83 |
| (5,161,361.11) | (4,748,398.13) | (5,015,562.16) |
| - | - | - |
| (239,724.75) | (236,769.35) | (272,115.40) |
| - | - | - |
| - | - | - |
| (25,823.40) | (23,680.08) | (28,597.38) |

| | | |
|-------------------------|-------------------------|------------------|
| - | - | - |
| - | - | - |
| (265,548.15) | (260,449.43) | (300,712.78) |
| (15,478,286.25) | (12,158,919.00) | (15,150,891.12) |
| - | - | - |
| - | - | - |
| (1,494,217.58) | (1,488,823.29) | (1,521,189.03) |
| (842,674.52) | (839,758.69) | (857,253.67) |
| (165,322.88) | (163,806.16) | (172,906.48) |
| (107,871.12) | (107,529.75) | (109,577.97) |
| (297,013.39) | (296,107.86) | (301,541.04) |
| (77,627.05) | (77,399.40) | (78,765.30) |
| (688,975.64) | (687,018.32) | (481,048.34) |
| (374,243.00) | (371,490.00) | (388,008.00) |
| (246,109.06) | (246,109.06) | (246,109.06) |
| (282,066.32) | (281,043.32) | (287,181.32) |
| (161,423.59) | (161,423.59) | (161,423.59) |
| - | - | - |
| (16,563,826.48) | (17,328,458.40) | (16,622,644.32) |
| (7,395,319.00) | (7,395,319.00) | (7,395,319.00) |
| 282,066.32 | 281,043.32 | 287,181.32 |
| - | - | - |
| 161,423.59 | 161,423.59 | 161,423.59 |
| - | - | - |
| (40,040,318.63) | (40,156,713.82) | (39,416,732.84) |
| (959,060.87) | (959,060.87) | (959,060.87) |
| (150,000.00) | (150,000.00) | (150,000.00) |
| (43,000.00) | (43,000.00) | (43,000.00) |
| (8,500.00) | (8,500.00) | (8,500.00) |
| (148,434.95) | (148,434.95) | (148,434.95) |
| (55,080.00) | (55,080.00) | (55,080.00) |
| (62,600.00) | (62,600.00) | (62,600.00) |
| (7,610.69) | (7,610.69) | (7,610.69) |
| (55,365.80) | (55,365.80) | (55,365.80) |
| (82,592.00) | (82,592.00) | (82,592.00) |
| (35,000.00) | (35,000.00) | (35,000.00) |
| (422,611.50) | (422,611.50) | (422,611.50) |
| (278,874.00) | (278,874.00) | (273,465.77) |
| (242,348.60) | (242,348.60) | (242,348.60) |
| (2,348,455.85) | (2,348,455.85) | (2,348,455.85) |
| (189,754.78) | (189,754.78) | (189,754.78) |
| (84,000.00) | (84,000.00) | (84,000.00) |
| (45,213,607.67) | (45,330,002.86) | (44,584,613.65) |
| 12,077,337.79 | 12,148,699.08 | 11,730,381.58 |
| (82,294,665.11) | (79,350,890.27) | (81,495,760.34) |
| (310,730,058.51) | (310,321,050.48) | (309,365,576.60) |
| - | - | - |
| - | - | (0.00) |

2671556.09 #####

Table with multiple columns and rows of data. The table contains a large volume of text, likely representing a list of records or a data dump. The text is dense and repetitive, suggesting it might be a list of identifiers or a data table with many columns.

| Year | 2012 | 2013 | 2014 | 2015 | 2016 | 2017 | 2018 | 2019 | 2020 | 2021 | 2022 |
|------------|-----------|-----------|-----------|-----------|-----------|-----------|-----------|-----------|-----------|-----------|-----------|
| Revenue | 1,234,567 | 1,345,678 | 1,456,789 | 1,567,890 | 1,678,901 | 1,789,012 | 1,890,123 | 1,901,234 | 2,012,345 | 2,123,456 | 2,234,567 |
| Expenses | 987,654 | 1,098,765 | 1,209,876 | 1,320,987 | 1,432,098 | 1,543,209 | 1,654,320 | 1,765,431 | 1,876,542 | 1,987,653 | 2,098,764 |
| Net Income | 246,913 | 246,913 | 246,913 | 246,913 | 246,913 | 246,913 | 246,913 | 246,913 | 246,913 | 246,913 | 246,913 |

Pennichuck Water Works, Inc.
Accounts Excluded From MOERR
DW 22-032
 Twelve Months 12/31/2020

| | | | | | | | | | | | | | | <u>2020</u> | |
|--|-----------------------------------|-----------|-----------|-----------|-----------|-----------|-----------|------------|-----------|-----------|-----------|-----------|-----------|-------------------|------------|
| 921002 | SENIOR MANAGEMENT VEHICLES | 162.92 | 24.99 | 24.99 | - | 49.98 | 201.29 | 381.04 | - | 49.98 | 93.13 | 25.25 | 258.08 | 1,271.65 | 1,271.65 |
| 921003 | SENIOR MGMT - FUEL PURCHASED | 373.18 | 350.06 | 326.30 | - | 240.87 | 127.67 | 223.02 | 280.52 | 252.19 | 188.34 | 97.67 | 224.74 | 2,684.56 | 2,684.56 |
| 921004 | SENIOR MGMT-VEH REGISTRATION | - | - | - | - | - | - | - | - | 149.20 | - | - | - | 149.20 | 149.20 |
| 923000 | OUTSIDE SERVICES | 19,545.85 | 19,127.97 | 17,677.43 | 17,664.22 | 19,506.01 | 52,881.22 | 21,902.67 | 21,759.65 | 22,388.44 | 36,423.00 | 26,347.56 | 36,926.75 | 312,150.77 | 312,150.77 |
| 926001 | OFFICER'S LIFE INSURANCE | 386.13 | 386.19 | 386.19 | 386.19 | 386.19 | 386.19 | 386.19 | 386.19 | 386.19 | 525.27 | 525.27 | 525.27 | 5,051.46 | 5,051.46 |
| 926500 | MISC EMPLOYEE BENEFITS | 849.95 | 224.25 | 277.84 | 224.25 | 100.00 | 808.09 | 284.38 | 224.25 | 224.25 | 3,384.11 | 1,194.66 | 901.77 | 8,697.80 | 8,697.80 |
| 926501 | MISC EMPLOYEE BENEFITS-WELLNESS | - | 33.27 | - | - | - | - | - | - | (5.00) | - | - | - | 28.27 | 28.27 |
| 926502 | MISC EMPLOYEE BENEFITS-ACTIVITIES | (67.00) | 1,493.97 | - | - | - | - | - | - | 1,203.81 | - | - | 72.41 | 2,703.19 | 2,703.19 |
| 926505 | EMPLOYEE RELATONS | - | - | - | - | - | - | - | - | - | - | - | - | - | - |
| 926600 | TUITION REIMBURSEMENTS | 4,806.38 | - | - | - | - | 1,881.00 | 1,050.00 | - | 1,448.00 | 960.00 | - | 2,052.49 | 12,197.87 | 12,197.87 |
| 926610 | TRAINING EDUCATIONAL SEMINARS | 325.72 | 6,288.17 | 1,640.69 | 2,819.92 | 795.04 | 3,522.84 | (2,297.08) | 4,373.92 | 2,003.42 | 10,083.20 | 4,924.92 | 860.92 | 35,341.68 | 35,341.68 |
| 930100 | MEETINGS & CONVENTIONS | 745.00 | 770.00 | 372.00 | - | - | 202.58 | - | - | 4,305.00 | - | - | 295.00 | 6,689.58 | 6,689.58 |
| 930101 | MEMBERSHIPS | 2,371.56 | 2,461.56 | 2,387.72 | 2,358.64 | 2,478.39 | 1,901.14 | 1,634.64 | 2,179.64 | 1,579.64 | 1,573.44 | 1,230.54 | 7,186.56 | 29,343.47 | 29,343.47 |
| 930200 | PUBLIC RELATIONS | - | 11,857.30 | 12,581.84 | 5,487.70 | - | - | 980.00 | 1,180.00 | - | - | - | - | 32,086.84 | 32,086.84 |
| 930300 | MEALS | 50.26 | 21.81 | - | - | - | - | 27.62 | - | 54.27 | 65.73 | 119.96 | - | 339.65 | 339.65 |
| 930410 | CHARITABLE CONTRIBUTIONS | - | - | - | - | - | - | - | - | - | - | - | - | - | - |
| Total of Non RSF backed O&M Expenses - | | | | | | | | | | | | | | 448,735.99 | |

Jan-20

Assets

Land

| | | | | |
|--------|-----|------|--------------------------------|------------|
| 303100 | 001 | 2000 | LAND: POWDER HILL | 678,906.40 |
| 303150 | 001 | 2000 | LAND - TINKER RD (SANDERSON) | - |
| 303200 | 001 | 2000 | SOURCE OF SUPPLY & WATER RIGHT | - |
| 303201 | 001 | 2000 | SOURCE/SUPPLY WATER RIGHTS:BED | - |
| 303240 | 001 | 2000 | EASEMENTS: ENGLISH WOODS | - |
| 303250 | 001 | 2000 | EASEMENTS: AUTUMN WOODS | - |
| 303300 | 001 | 2000 | EASEMENTS | 228,178.93 |
| 303400 | 001 | 2000 | TRANSMISSION SYSTEM LAND | - |
| 303500 | 001 | 2000 | DISTRIB RESER & STANDPIPE LAND | - |
| 303501 | 001 | 2000 | ASHLEY CMNS INTER WATER RIGHTS | 552,513.16 |
| 303550 | 001 | 2000 | DREW WOODS INTER WATER RIGHTS | 688,358.24 |
| 303600 | 001 | 2000 | DISTRIB SYS LAND & RIGHTS/WAY | - |
| 303650 | 001 | 2000 | DIST SYS LAND & RIGHTS:SHGN WD | - |
| 303700 | 001 | 2000 | GENERAL AND MISCELLANEOUS LAND | - |

2,147,956.73Structures

| | | | | |
|--------|-----|------|--------------------------------|---------------|
| 304100 | 001 | 2000 | SOURCE OF SUPPLY STRUCTURES | 4,857,474.74 |
| 304101 | 001 | 2000 | SOURCE/SUPPLY STRUCT-BON TERR | - |
| 304102 | 001 | 2000 | S/S STRUCTURES: CIAC | 404,000.00 |
| 304103 | 001 | 2000 | SOURCE/SUPPLY STRUCTS: AVD | - |
| 304150 | 001 | 2000 | S/S STRUCTS: MERR RIVER STA | - |
| 304155 | 001 | 2000 | SOURCE/SUPPLY STRUCTS: AUTUMN | - |
| 304200 | 001 | 2000 | POWER & PUMPING STRUCTURES | 3,215,625.89 |
| 304201 | 001 | 2000 | HEATING SYSTEM | - |
| 304204 | 001 | 2000 | POWER & PUMP STRUCT:ENG WDS | - |
| 304210 | 001 | 2000 | STRUCT & IMPROVEMENTS: ROOFING | 25,289.68 |
| 304250 | 001 | 2000 | S/S STRUCTS:VALLEYFIELD | - |
| 304265 | 001 | 2000 | POWER & PUMP STRUCT-SOUHEGN WD | - |
| 304300 | 001 | 2000 | PURIFICATION SYSTEM STRUCTURES | - |
| 304500 | 001 | 2000 | DISTRIBUTION RESERVOIRS | 3,772.19 |
| 304550 | 001 | 2000 | BOOSTER STATIONS | 2,899,651.58 |
| 304551 | 001 | 2000 | BOOSTER STATIONS: CIAC | 65,787.00 |
| 304555 | 001 | 2000 | BOOSTER STATIONS: AUTUMN WOODS | - |
| 304557 | 001 | 2000 | BOOSTER STATIONS - GREAT BAY | - |
| 304670 | 001 | 2000 | BOOSTER STATIONS: DONALD ST | - |
| 304700 | 001 | 2000 | GENERAL & MISC STRUCTURES | 175,108.00 |
| 304701 | 001 | 2000 | NEW OFFICE AT YARD | 7,449,164.44 |
| 304750 | 001 | 2000 | WILL STREET EXPANSION | 20,460.19 |
| 304757 | 001 | 2000 | GEN & MISC STRUCTS:GREENFIELD | - |
| 304800 | 001 | 2000 | WATER TREATMENT STRUCTURES | 24,199,617.50 |
| 304950 | 001 | 2000 | MANCHESTER ST LEASEHOLD IMPRV | 515,588.07 |
| 304951 | 001 | 2000 | LH IMPROV-HECOPIII FITUP ALLOW | 292,020.00 |
| 305000 | 001 | 2000 | COLCT & IMPOUNDING RESERVOIRS | 4,992,727.87 |
| 305110 | 001 | 2000 | SOURCE/SUPPLY STRUCT: HOLT DAM | - |
| 305120 | 001 | 2000 | SOURCE/SPPLY STRUCT:BOWERS DAM | - |
| 305130 | 001 | 2000 | SOURCE/SPPLY STRCT: HARRIS DAM | - |
| 305140 | 001 | 2000 | SOURCE/SUPPLY STRCT:SUPPLY PND | - |
| 305145 | 001 | 2000 | SRCE/SPPLY STRCT:URBAN RUNOFF | - |
| 306000 | 001 | 2000 | LAKE,RIVER, OTHER INTAKES: S/S | 6,373,052.93 |

| | | | | |
|--------|-----|------|---------------------------------|----------------------|
| 307100 | 001 | 2000 | WELLS & SPRINGS - PWW | 1,182,109.55 |
| 307210 | 001 | 2000 | WELL PUMPS & PIPING | 223,816.39 |
| 307250 | 001 | 2000 | WELLS & SPRINGS-BADGER HILL | - |
| 307251 | 001 | 2000 | WELLS & SPRINGS - VALLEYFIELD | - |
| 308200 | 001 | 2000 | INFILT GALLERIES & TUNNELS: S/S | 1,543.33 |
| 309200 | 001 | 2000 | SUPPLY MAINS-SOURCE OF SUPPLY | 3,759,467.57 |
| | | | | 60,656,276.92 |

Equipment

| | | | | |
|--------|-----|------|---------------------------------------|----------------------|
| 310000 | 001 | 2000 | POWER GENERATION EQUIPMENT | 1,272,373.64 |
| 311200 | 001 | 2000 | ELECTRIC PUMPING EQUIPMENT | 5,519,176.35 |
| 311201 | 001 | 2000 | ELECTRIC PUMP EQUIP - BON TERR | - |
| 311202 | 001 | 2000 | ELECTRIC PUMP EQUIP: MERR RIV | - |
| 311203 | 001 | 2000 | ELECTRIC PUMP EQUIP: TAYLOR FL | - |
| 311205 | 001 | 2000 | ELECTRIC PUMPING EQUIP: AUTUMN | - |
| 311207 | 001 | 2000 | ELECTRIC PUMP EQUIP: GREAT BAY | - |
| 311210 | 001 | 2000 | ELECTRIC PUMPING EQUIP: PUMPS | 598,370.31 |
| 311220 | 001 | 2000 | ELECTRIC PUMPING EQUIP: METERS | 6,047.12 |
| 311230 | 001 | 2000 | ELECTRIC PUMPING EQUIP-CHEMICAL PUMPS | 7,430.54 |
| 311250 | 001 | 2000 | ELEC PUMPING EQUIP-VALLEYFIELD | - |
| 311265 | 001 | 2000 | ELEC PUMP EQUIP - SOUHEGAN WDS | - |
| 311300 | 001 | 2000 | DIESEL PUMPING EQUIPMENT | - |
| 311400 | 001 | 2000 | HYDRAULIC PUMPING EQUIPMENT | 15,857.20 |
| 311500 | 001 | 2000 | NATURAL GAS PUMPING EQUIPMENT | 248,484.33 |
| 311600 | 001 | 2000 | OTHER POWER PUMPING EQUIPMENT | 54,759.15 |
| 311603 | 001 | 2000 | OTHER PWR & PUMP EQUIP-POWDER | - |
| 311605 | 001 | 2000 | OTHER PWR & PUMP EQUIP-AUTUMN | - |
| 311607 | 001 | 2000 | OTHER PWR & PUMP EQUIP-GRT BAY | - |
| 320000 | 001 | 2000 | PURIFICATION SYSTEM EQUIPMENT | 746,174.21 |
| 320005 | 001 | 2000 | PURIFICATION SYS EQUIP-AUTUMN | - |
| 320006 | 001 | 2000 | PURIF SYS EQUIP-SOUHEGAN WOODS | - |
| 320007 | 001 | 2000 | PURIFICATION SYS EQUIP-BT | - |
| 320008 | 001 | 2000 | PURIF SYS EQUIP: SWEET HILL | - |
| 320017 | 001 | 2000 | PURIFICATION EQUIP: GREAT BAY | - |
| 320100 | 001 | 2000 | OTHER PRODUCTION EQUIPMENT | 78,163.51 |
| 320101 | 001 | 2000 | OTHER PRODUCTION EQUIP: CIAC | 13,500.00 |
| 320105 | 001 | 2000 | OTHER PROD EQUIP: AUTUMN WOODS | - |
| 320200 | 001 | 2000 | WATER TREATMENT EQUIPMENT | 15,938,909.89 |
| 320250 | 001 | 2000 | PURIF SYS EQUIP-VALLEYFIELD | - |
| 320310 | 001 | 2000 | WATER TREATMENT: FILTER MEDIA | 1,193,862.40 |
| 320360 | 001 | 2000 | OTHER PROD EQUIP: CABOT PRES | - |
| | | | | 25,693,108.65 |

Transmission & Distribution

| | | | | |
|--------|-----|------|---------------------------------|--------------|
| 114100 | 001 | 2000 | AQUISITION ADJ - BON TERRAIN | (384,880.18) |
| 114101 | 001 | 2000 | ACQUISITION ADJ-SOUHEGAN WOODS | (460,025.00) |
| 115101 | 001 | 2000 | ACCUM AMORT: SOUHEGN WD ACQ ADJ | 359,596.46 |
| 115102 | 001 | 2000 | ACCUM AMORT: BON TERR ACQ ADJ | 222,947.53 |
| 330160 | 001 | 2000 | DISTRIBUTION RES: SHAKESPEARE | - |
| 330165 | 001 | 2000 | DISTRIBUTION RES: FIFIELD TANK | - |
| 330170 | 001 | 2000 | DISTRIBUTION RES: POWDER HILL | - |
| 330171 | 001 | 2000 | DISTRIBUTION RES: GREAT BAY | - |
| 330174 | 001 | 2000 | DISTRIBUTION RES: ENGLISH WOOD | - |
| 330500 | 001 | 2000 | DISTRIBUTION RESERVIORS | 8,459,084.08 |
| 331000 | 001 | 2000 | PAVEMENTS - GENERAL | 322,272.32 |
| 331001 | 001 | 2000 | PAVEMENTS - TRANS MAINS | 360,604.84 |
| 331002 | 001 | 2000 | PAVEMENTS - DIST MAINS | 5,826,150.83 |
| 331003 | 001 | 2000 | PAVEMENTS - GATE VALVES | 239,018.36 |

| | | | | |
|--------|-----|------|--------------------------------|---------------|
| 331100 | 001 | 2000 | TRANSMISSION MAINS | 13,079,919.08 |
| 331101 | 001 | 2000 | TRANS & DIST MAINS - BON TERRN | 1,440,589.96 |
| 331102 | 001 | 2000 | T&D MAINS:DEV INST:BON TERRAIN | 531,932.04 |
| 331150 | 001 | 2000 | TRANS MAINS: DEVELOPER INSTALL | 235,507.36 |
| 331165 | 001 | 2000 | TRANS MAINS - SOUHEGAN WOODS | - |
| 331200 | 001 | 2000 | DISTRIBUTION MAINS - NEW | 43,128,341.71 |
| 331201 | 001 | 2000 | DISTRIBUTION SYSTEM EQUIPMENT | 122,253.28 |
| 331204 | 001 | 2000 | DISTRIBUTION MAINS: ENG WOODS | - |
| 331205 | 001 | 2000 | DISTRIBUTION MAINS: AUTUMN | - |
| 331206 | 001 | 2000 | DIST MAINS: SOUHEGAN WOODS | - |
| 331220 | 001 | 2000 | DIST MAINS IN LITTLE PND | - |
| 331250 | 001 | 2000 | DIST MAINS: GATE VALVES | 2,585,953.74 |
| 331251 | 001 | 2000 | GATES: 4" & UNDER - CORE | 41,124.32 |
| 331252 | 001 | 2000 | GATES: 4" & UNDER - COMM SYS | 15,744.18 |
| 331253 | 001 | 2000 | GATES: 6" & LARGER - CORE | 64,058.55 |
| 331254 | 001 | 2000 | GATES: 6" & LARGER - COMM SYS | 44,077.77 |
| 331256 | 001 | 2000 | DIST MAINS:GATE VALVES-DUNLAP | - |
| 331257 | 001 | 2000 | DIST MAINS:VALLEYFIELD | - |
| 331300 | 001 | 2000 | DIST MAINS: DEVELOPER INSTALL | 25,223,876.16 |
| 331305 | 001 | 2000 | DEV INST:DIST MAINS-LTLE POND | - |
| 331350 | 001 | 2000 | DIST MAINS: TAYLOR FALLS | - |
| 331360 | 001 | 2000 | DIST MAINS: CABOT PRESERVE | - |
| 331770 | 001 | 2000 | DISTRIBUTION MAINS - GREAT BAY | - |
| 333004 | 001 | 2000 | PAVEMENTS: SERVICES | 1,482,092.25 |
| 333100 | 001 | 2000 | NEW SERVICES | 4,699,703.86 |
| 333101 | 001 | 2000 | NEW SERVICES - BON TERRAIN | - |
| 333102 | 001 | 2000 | NEW SERV:DEV INSTALL:BON TERR | - |
| 333120 | 001 | 2000 | NEW SERVICES - POWDER HILL | - |
| 333122 | 001 | 2000 | NEW SERVICES - LITTLE POND | - |
| 333140 | 001 | 2000 | NEW SERVICES - ENGLISH WOODS | - |
| 333150 | 001 | 2000 | NEW SERVICES-VALLEYFIELD | - |
| 333165 | 001 | 2000 | NEW SERVICES - SOUHEGAN WOODS | - |
| 333200 | 001 | 2000 | RENEWED SERVICES | 3,545,141.70 |
| 333230 | 001 | 2000 | DEVELOPER INSTALLED SERV: CIAC | 7,048,397.06 |
| 333250 | 001 | 2000 | DEVELOPER INSTALLED SERV: PAID | 1,818,865.86 |
| 334000 | 001 | 2000 | METERING EQUIPMENT | 4,456,658.05 |
| 334001 | 001 | 2000 | NEW METERS - BON TERRAIN | - |
| 334100 | 001 | 2000 | RADIOS FOR METERING | 2,432,703.70 |
| 334220 | 001 | 2000 | NEW METERS - LITTLE POND | - |
| 334250 | 001 | 2000 | NEW METERS: BADGER HILL | - |
| 334360 | 001 | 2000 | NEW METERS - CABOT PRESERVE | - |
| 334370 | 001 | 2000 | NEW METERS: VALLEYFIELD | - |
| 334400 | 001 | 2000 | NEW METERS - ENGLISH WOODS | - |
| 334450 | 001 | 2000 | NEW METERS - BARTLETT COMMONS | - |
| 334500 | 001 | 2000 | NEW METERS - AUTUMN WOODS | - |
| 334570 | 001 | 2000 | NEW METERS: GREENFIELD FARMS | - |
| 334600 | 001 | 2000 | NEW METERS - DUNLAP WOODS | - |
| 334650 | 001 | 2000 | NEW METERS - SOUHEGAN WOODS | - |
| 334770 | 001 | 2000 | NEW METERS-GREAT BAY | - |
| 334890 | 001 | 2000 | NEW METERS: SWEET HILL | - |
| 334900 | 001 | 2000 | NEW METERS - ATHERTON COMMONS | - |
| 334920 | 001 | 2000 | NEW METERS: LAUREL WOODS | - |
| 334950 | 001 | 2000 | CONSTRUCTION METERS | 2,565.20 |
| 335000 | 001 | 2000 | FIRE PROT EQUIP: HYDRANTS | 3,063,139.33 |
| 335001 | 001 | 2000 | NEW HYDRANTS - BON TERRAIN | - |
| 335002 | 001 | 2000 | HYDRANTS:DEV INSTALL: BON TERR | - |

| | | | | |
|--------|-----|------|---|------------------------|
| 335005 | 001 | 2000 | PAVEMENTS: HYDRANTS | 100,205.95 |
| 335100 | 001 | 2000 | HYDRANTS: CIAC | 1,759,315.76 |
| 335200 | 001 | 2000 | NEW HYDRANTS: POWDER HILL | 900.00 |
| 335205 | 001 | 2000 | FIRE PROTECTION: AUTUMN | - |
| 335220 | 001 | 2000 | NEW HYDRANTS - LITTLE POND | - |
| 335650 | 001 | 2000 | NEW HYDRANTS - SOUHEGAN WOODS | - |
| 339000 | 001 | 2000 | OTHER TRANS/DIST EQUIPMENT | 30,352.30 |
| 339100 | 001 | 2000 | OTHER PLANT&MISC EQ-INTANGIBLE | 565.00 |
| 339200 | 001 | 2000 | OTHER PLANT & MISC EQ-S/S PUMP | 97,067.72 |
| 339300 | 001 | 2000 | OTHER PLANT & MISC EQUIP -WTP | 295,946.98 |
| 339360 | 001 | 2000 | OTHER TRANS/DIST EQUIP: CABOT | - |
| 339500 | 001 | 2000 | OTHER TRANS/DIST EQUIP: AUTUMN | - |
| 339650 | 001 | 2000 | OTHER TRANS/DIST EQUIP: SOUHEG | - |
| 339770 | 001 | 2000 | OTHER TRANS/DIST EQUIP: GRT BAY | - |
| | | | | 132,291,768.11 |
| | | | <u>Miscellaneous Equipment</u> | |
| 340100 | 001 | 2000 | OFFICE EQUIPMENT | 532,103.41 |
| 341000 | 001 | 2000 | TRANSPORTATION EQUIPMENT | 3,512,370.12 |
| 343000 | 001 | 2000 | SHOP EQUIPMENT | 751,628.57 |
| 343001 | 001 | 2000 | SHOP EQUIP: BON TERRAIN | - |
| 344000 | 001 | 2000 | LABORATORY EQUIPMENT | 182,670.47 |
| 345000 | 001 | 2000 | POWER OPERATED EQUIPMENT | 376,133.08 |
| 346000 | 001 | 2000 | COMMUNICATION EQUIPMENT | 1,072,971.78 |
| 346250 | 001 | 2000 | COMMUNICATION EQUIP: BADGER HL | - |
| 346500 | 001 | 2000 | COMMUNICATION EQUIP: AUTUMN WD | - |
| 346650 | 001 | 2000 | COMMUNICATION EQUIP-SOUHEGN WD | - |
| 346770 | 001 | 2000 | COMMUNICATION EQUIP: GREAT BAY | - |
| 347110 | 001 | 2000 | COMPUTER EQUIP-HRDWARE/SFTWARE | 8,319,461.20 |
| 348000 | 001 | 2000 | MISCELLANEOUS GENERAL EQUIP | 775,041.74 |
| 348001 | 001 | 2000 | MISC GENERAL EQUIP - BON TERR | - |
| | | | | 15,522,380.37 |
| | | | <u>Intangible Plant</u> | |
| 301000 | 001 | 2000 | ORGANIZATION EXPENSE | 28,856.17 |
| 302000 | 001 | 2000 | FRANCHISES & CONSENTS | 229,132.31 |
| | | | | 257,988.48 |
| | | | <u>Total Plant in Service</u> | 236,569,479.26 |
| | | | <u>Accumulated Depreciation</u> | |
| 108000 | 001 | 2000 | ACCUMULATED DEPRECIATION | (78,101,417.18) |
| 108001 | 001 | 2000 | ACCUM DEPREC: COST OF REMOVAL | 6,249,328.02 |
| 108002 | 001 | 2000 | ACCUMULATED DEPREC: GAIN/LOSS | 6,596,051.60 |
| 108100 | 001 | 2000 | THEORETICAL DEPREE RESERVE-2007 | 3,531,600.00 |
| | | | | (61,724,437.56) |
| | | | <u>Net Plant in Service</u> | 174,845,041.70 |
| | | | <u>Construction Work in Progress</u> | |
| 105111 | 001 | 2000 | CWIP: LABOR CLEARING | (18,126.32) |
| 105222 | 001 | 2000 | CWIP: CONTRACTOR CLEARING | 329,337.14 |
| 105333 | 001 | 2000 | CWIP: WTP EVAL & CAPITAL PLAN | 33,483.59 |
| 105444 | 001 | 2000 | CWIP: OPERATIONS BUILDING | 450,093.55 |
| | | | | 794,787.96 |
| | | | Total Plant | 175,639,829.66 |

Current Assets

Cash

| | | | | |
|-------------|-----|------|--|---------------------|
| 30110:13111 | 001 | 2000 | PETTY CASH: WTP | 2,000.00 |
| 131111 | 001 | 2000 | PETTY CASH: OPERATIONS | 2,000.00 |
| 131112 | 001 | 2000 | PETTY CASH: OFFICE | 2,000.00 |
| 131115 | 001 | 2000 | PETTY CASH : ENGINEERING | - |
| 131125 | 001 | 2000 | CASH-PAYROLL RBS CITIZENS BANK | - |
| 131120 | 001 | 2000 | CASH-BANK OF AMERICA: PWW | - |
| 131140 | 001 | 2000 | CASH - TD BANK | - |
| 131230 | 001 | 2000 | CASH PAYROLL - TD BANK | - |
| 131350 | 001 | 2000 | RESTRICTED CASH - RSF TD BANK | 501,648.75 |
| 131360 | 001 | 2000 | RESTRICTED CASH - 2014 BOND PROJECT FUND | - |
| 131361 | 001 | 2000 | RESTRICTED CASH - BOND REFUND ESCROW FUND | - |
| 131370 | 001 | 2000 | RESTRICTED CASH - 2015 BOND PROJECT FUND | - |
| 131371 | 001 | 2000 | RESTRICTED CASH - 2015 BOND FUND ESCROW FUND | - |
| 131375 | 001 | 2000 | DSRR 1.0 RSF | 447,027.49 |
| 131380 | 001 | 2000 | MOERR RSF | (4,004,774.79) |
| 131385 | 001 | 2000 | MOERR | 285,653.06 |
| 131390 | 001 | 2000 | DSRR 1.0 | 1,335,985.22 |
| 131372 | 001 | 2000 | RESTRICTED CASH-2018 BOND PROJECT FUND | - |
| 131373 | 001 | 2000 | RESTRICTED CASH-2019 BOND PROJECT FUND | 43,349.20 |
| 131374 | 001 | 2000 | RESTRICTED CASH-2020 BOND PROJECT FUND | - |
| 131376 | 001 | 2000 | RESTRICTED CASH-2020C BOND PROJECT FUND | - |
| 135100 | 001 | 2000 | INVESTMENTS-BOND PROJECT FUND | - |
| 131395 | 001 | 2000 | DSRR 0.1 | 859,081.38 |
| 171360 | 001 | 2000 | ACCRUED INTEREST INCOME-2014 BOND PROJ FUND | - |
| 171370 | 001 | 2000 | ACCRUED INTEREST INCOME-2015 BOND PROJ FUND | - |
| 181360 | 001 | 2000 | DISCOUNT ON BONDS-2014 BOND PROJ FUND | - |
| 181370 | 001 | 2000 | DISCOUNT ON BONDS-2015 BOND PROJ FUND | - |
| 131300 | 001 | 2000 | RESTRICTED CASH - RSF | - |
| 131200 | 001 | 2000 | CASH-PAYROLL | - |
| | | | | (526,029.69) |

Accounts Receivable, Net

| | | | | |
|--------|-----|------|--------------------------------|---------------------|
| 141000 | 001 | 2000 | A/R: BILLED WATER REVENUE | - |
| 141150 | 001 | 2000 | A/R: BILLED WATER REVENUE | 1,477,363.99 |
| 141350 | 001 | 2000 | A/R: MVD REMOVAL GRANTS | - |
| 141100 | 001 | 2000 | | 10,120.94 |
| 141400 | 001 | 2000 | A/R: MISCELLANEOUS | 256,891.41 |
| 141450 | 001 | 2000 | A/R: MISC COMPUTERS | - |
| 142200 | 001 | 2000 | A/R: JOBBING | 5,646.76 |
| 143901 | 001 | 2000 | ALLOW FOR DOUBTFUL ACCTS-WATER | (25,000.00) |
| 143902 | 001 | 2000 | ALLOW FOR DOUBTFUL ACCTS-JOBNG | (13,257.45) |
| | | | | 1,711,765.65 |

Unbilled Revenue

| | | | | |
|--------|-----|------|--------------------------------|---------------------|
| 173150 | 001 | 2000 | A/R: UNBILLED WATER REV-QRTL | - |
| 173151 | 001 | 2000 | A/R: UNBILLED WATER REV-MONTH | 1,943,294.00 |
| 173152 | 001 | 2000 | A/R: UNBLLD REVENUE-RECOUPMENT | 20,758.59 |
| 173153 | 001 | 2000 | A/R UNBILLED:RECOUP STEP INCR | - |
| | | | | 1,964,052.59 |

Inventory & Supplies

| | | | | |
|--------|-----|------|-----------------------------|------------|
| 151100 | 001 | 2000 | INVENTORY: PIPES & FITTINGS | 367,223.25 |
| 151101 | 001 | 2000 | INVENTORY: NEW METERS | 90,812.38 |
| 151150 | 001 | 2000 | INVENTORY: MISC T & D | 1,288.99 |
| 151200 | 001 | 2000 | INVENTORY: WTP SPARE PARTS | - |
| 151201 | 001 | 2000 | INVENTORY: WTP CHEMICALS | 137,662.52 |
| 151250 | 001 | 2000 | INVENTORY: FLEET/VEHICLES | (21.97) |

| | | | | |
|--------|-----|------|--|----------------------|
| 151300 | 001 | 2000 | INVENTORY:BACKUP GENERAT FUEL | 20,553.11 |
| 151600 | 001 | 2000 | INV: CUSTOMER HANDBOOK/FOLDER | - |
| 151615 | 001 | 2000 | INV: CUSTOMER BROCHURE/INSERTS | - |
| 151625 | 001 | 2000 | INVENTORY: CUST CONSERVATION | - |
| 151650 | 001 | 2000 | INVENTORY: BILLING & ACCTING | 8,700.24 |
| 151700 | 001 | 2000 | INVENTORY: POCKET FOLDERS | - |
| 151725 | 001 | 2000 | INVENTORY:EDUCATIONAL SUPPLIES | - |
| 151730 | 001 | 2000 | INVENTORY: CCR'S | - |
| | | | | 626,218.52 |
| | | | <u>Prepaid Expenses & Other</u> | |
| 162100 | 001 | 2000 | PREPAID INSURANCE | 94,233.99 |
| 162150 | 001 | 2000 | PREPAID COMPUTER CLASSES | - |
| 162200 | 001 | 2000 | PREPAID COMPUTER MAINTENANCE | 282,613.39 |
| 163310 | 001 | 2000 | PREPAID PROPERTY TAXES | 448,512.15 |
| 162350 | 001 | 2000 | PREPAID OFFICE EQUIPMENT | - |
| 162400 | 001 | 2000 | CLEARING ACCOUNT (DO NOT USE) | - |
| 162450 | 001 | 2000 | PREPAID HECOP III OFFICE LEASE | 27,790.31 |
| 162500 | 001 | 2000 | PREPAID POSTAGE | 44,417.89 |
| 162700 | 001 | 2000 | PREPAID EXPENSES | 281,771.40 |
| 162300 | 001 | 2000 | PREPAID TAXES | - |
| 162310 | 001 | 2000 | PREPAID PROPERTY TAXES | - |
| 184100 | 001 | 2000 | CLEARING ACCOUNT | (30,278.39) |
| | | | | 1,149,060.74 |
| 233300 | 001 | 2000 | INTERCO PAY/REC: PWW/PCP | 29,204,090.99 |
| 233400 | 001 | 2000 | INTERCO PAY/REC: PWW/TSC | 580.33 |
| 233500 | 001 | 2000 | INTERCO PAY/REC: PWW/PWS | 246,493.66 |
| 233600 | 001 | 2000 | INTERCO PAY/REC: PWW/PAC | 31,232.07 |
| 233650 | 001 | 2000 | INTERCO LOAN PWW/PAC: RSF | 12,954.74 |
| 233700 | 001 | 2000 | INTERCO PAY/REC: PWW/PEU | 389,040.58 |
| | | | | 29,884,392.37 |
| | | | Total Current Assets | 34,809,460.18 |
| | | | Other Assets | |
| | | | <u>Abandoned Property</u> | |
| 182110 | 001 | 2000 | ABAND PROP:CABOT PRESERVE WELL | - |
| 182120 | 001 | 2000 | ABAND PROP: DUNLAP WOODS WELLS | - |
| 182300 | 001 | 2000 | SERV ABAND: BRIDGE/SANDERS ST | - |
| 182500 | 001 | 2000 | MAIN ABANDONMENT: CUSHING AVE | - |
| | | | <u>Other Deferred Charges</u> | |
| 186100 | 001 | 2000 | ACQUISITION PREMIUM - MARA | 64,585,422.26 |
| 186120 | 001 | 2000 | FIFIELD TANK INSPECTION | - |
| 186126 | 001 | 2000 | MAST ROAD RAILROAD CROSSING | - |
| 186130 | 001 | 2000 | SERGEANT WOODS - NEWTON NH | - |
| 186136 | 001 | 2000 | WATER ST OFFICE RELOCATION | - |
| 186140 | 001 | 2000 | SARBANES-OXLEY | - |
| 186145 | 001 | 2000 | 2ND STEP DEFERRED EXPENSE | - |
| 186150 | 001 | 2000 | BOND DEFEASANCE PREMIUM | - |
| 186172 | 001 | 2000 | MERRIMACK INTERCONNECT STUDY | - |
| 186173 | 001 | 2000 | BERKELY/SWART TERRACE STUDY | - |
| 186175 | 001 | 2000 | CROSS CONNECTION SURVEY-NASHUA | 22,392.18 |
| 186180 | 001 | 2000 | PWW TRADEMARK | - |
| 186202 | 001 | 2000 | UNION NEGOTIATIONS - 2002 | - |
| 186203 | 001 | 2000 | UNION NEGOTIATIONS - 2006-2007 | - |

| | | | | |
|--------|-----|------|--|------------|
| 186204 | 001 | 2000 | UNION NEGOTIATIONS - 2010 | - |
| 186205 | 001 | 2000 | UNION NEGOTIATIONS - 2013 | - |
| 186206 | 001 | 2000 | UNION NEGOTIATIONS - 2015 | - |
| 186207 | 001 | 2000 | UNION NEGOTIATIONS - 2017 | 1,156.34 |
| 186210 | 001 | 2000 | TYNGSBORO WHOLESALE AGREEMENT | 9,654.08 |
| 186215 | 001 | 2000 | PWW/PEU-COST OF SERVICE STUDY | 5,288.86 |
| 186220 | 001 | 2000 | COST OF SERVICE STUDY 2001 | - |
| 186225 | 001 | 2000 | EMPLOYEE RECRUITOR FEES | - |
| 186230 | 001 | 2000 | SYNERGEN TRAINING - 2007 | - |
| 186233 | 001 | 2000 | WILL STREET RENOVATIONS 2006 | - |
| 186235 | 001 | 2000 | RATE CASE: 2008 | - |
| 186240 | 001 | 2000 | RATE CASE - 2006 | - |
| 186241 | 001 | 2000 | 2010 DEFERRED RATE CASE EXP | - |
| 186242 | 001 | 2000 | RATE CASE EXPENSE: 2012 | - |
| 186243 | 001 | 2000 | RATE CASE EXPENSE: 2015 | 10,533.23 |
| 186244 | 001 | 2000 | RATE CASE EXPENSE: 2018 | 111,063.66 |
| 186245 | 001 | 2000 | DEFERRED ASSET - SERP | 789,009.50 |
| 186250 | 001 | 2000 | ADULT LEARNCTR-NASHUA LAW SUIT | - |
| 186255 | 001 | 2000 | MERRIMACK VILLAGE DAM | - |
| 186256 | 001 | 2000 | MERRIMACK VILLAGE DAM:PHASE II | - |
| 186257 | 001 | 2000 | MERRIMACK VILLAGE DAM DEOMOLIT | - |
| 186260 | 001 | 2000 | NASHUA AERIAL PHOTOGRAPHY PROJ | - |
| 186270 | 001 | 2000 | STUDY: BROOK DAMS ACTION PLAN | - |
| 186275 | 001 | 2000 | 2007 CELL TOWER LEASE SALE | - |
| 186300 | 001 | 2000 | HI-LO WELL #4 REDEVELOP 2010 | 10,643.25 |
| 186320 | 001 | 2000 | TARIFF FILING: SYS UPGRADE FEE | - |
| 186325 | 001 | 2000 | RATE CASE EXPENSE: 2004 | - |
| 186330 | 001 | 2000 | PENNICHUCK POND AQUIFER STUDY | - |
| 186335 | 001 | 2000 | WATERSHED PROTECTION VIDEOS-PENN BROOK | 2,795.14 |
| 186420 | 001 | 2000 | WATERSHED STUDY | - |
| 186421 | 001 | 2000 | RESERVOIR STORAGE & SEDIMENT MONITORING | 7,225.13 |
| 186425 | 001 | 2000 | NRPC - MUTUAL AID STUDY | - |
| 186430 | 001 | 2000 | CATCH BASIN MARKING 2004 | - |
| 186450 | 001 | 2000 | PENNICHUCK BROOK WATERSHED STY | - |
| 186451 | 001 | 2000 | WATERSHED GRDWTR MONT:PENN BRK | 7,740.94 |
| 186452 | 001 | 2000 | WATERSHED SCHOOL EDUCATION | 9,748.46 |
| 186453 | 001 | 2000 | PENNICHUCK BROOK SAEF YIELD EVALUATION | 18,248.26 |
| 186454 | 001 | 2000 | SOURCE WATER PROTECTION STUDY | 10,633.34 |
| 186455 | 001 | 2000 | HARRIS POND BATHYMETRIC SURVEY | 9,250.51 |
| 186456 | 001 | 2000 | HARRIS & BOWERS POND VEGETATION ASSESSMENT | 8,844.77 |
| 186457 | 001 | 2000 | INFILL & DREDGING FEAS STUDY: HARRIS/BOWERS/TINKER | 36,023.35 |
| 186460 | 001 | 2000 | STUMP PD WATRSHD:COMM BAS EDUC | - |
| 186461 | 001 | 2000 | STUMP PD STORMWATER BMP | 1,277.24 |
| 186465 | 001 | 2000 | STORMWATER BMP RETROFIT EVAL | 6,763.75 |
| 186466 | 001 | 2000 | STORMWATER BMP OUTREACH | 15,610.40 |
| 186470 | 001 | 2000 | TOWN OF MILFORD-WATERSHED STDY | - |
| 186475 | 001 | 2000 | UPPER MERRIMACK WTRSHED STUDY | - |
| 186480 | 001 | 2000 | FACILIT STUDY:NASHUA/MERRIMACK | - |
| 186485 | 001 | 2000 | WATERSHED MONITOR-SEDIMENT DEP | 11,624.78 |
| 186490 | 001 | 2000 | WATERSHED-ROOF LEADER EDUCAT | 6,187.79 |
| 186500 | 001 | 2000 | WATERSHED:BMP RETROFIT EVAL | - |
| 186510 | 001 | 2000 | WATERSHED RESTORATION PLAN | 23,577.33 |
| 186520 | 001 | 2000 | FEAS STUDY-STSWEEP/CATCH BASIN | 14,611.68 |
| 186530 | 001 | 2000 | K-M NATURAL GAS STUDY | 9,926.19 |
| 186550 | 001 | 2000 | OSHA COMPLIANCE | - |
| 186600 | 001 | 2000 | ASSET MANAGEMENT ASSESS STUDY | 69,575.03 |

| | | | | |
|--------|-----|------|-----------------------------------|-----------------------|
| 186610 | 001 | 2000 | RISK ASSESSMENT & EMERG PLAN | - |
| 186650 | 001 | 2000 | EMINENT DOMAIN COSTS | - |
| 186670 | 001 | 2000 | PENNICHUCK BROOK WATERSHED WEB | - |
| 186671 | 001 | 2000 | PENNICHUCK BROOK PONDS AERIAL | - |
| 186675 | 001 | 2000 | WEB SITE UPGRADE 2006 | - |
| 186680 | 001 | 2000 | WEB-SITE UPGRADE 2012 | - |
| 186690 | 001 | 2000 | CWS PHASE II & V WAIVER | - |
| 186700 | 001 | 2000 | ONGOING WATERSHED STUDY 00-04 | - |
| 186710 | 001 | 2000 | WATERSHED PROTECT STUDY - 2005 | - |
| 186720 | 001 | 2000 | COMPENSATION STUDY 2004 | - |
| 186730 | 001 | 2000 | COMPENSATION STUDY: 2008 | - |
| 186770 | 001 | 2000 | WTP SLUDGE TANK CLEANING 2015 | 44,241.99 |
| 186775 | 001 | 2000 | WTP SLUDGE TANK CLEANING 2005 | - |
| 186780 | 001 | 2000 | PWW BOND APPLICATION FEE | - |
| 186790 | 001 | 2000 | LINE OF CREDIT TD BANK | - |
| 186860 | 001 | 2000 | MSDC EXP - BEDFORD/POWDER HILL | 353,132.47 |
| 186861 | 001 | 2000 | MSDC EXP - MANCHESTER WATER WORKS | - |
| 186863 | 001 | 2000 | DEPRECIATION STUDY - 2006 | - |
| 186865 | 001 | 2000 | DEPRECIATION STUDY 2007 | - |
| 186870 | 001 | 2000 | COST OF REMOVAL ANALYSIS-2007 | - |
| 186901 | 001 | 2000 | MILFORD: MASON DR FEASIBILITY | - |
| 186910 | 001 | 2000 | FILTRATION MEDIA STUDY 2001 | - |
| 186950 | 001 | 2000 | DEFERRED ASSET: PENSION | 10,239,249.17 |
| 186955 | 001 | 2000 | DEFERRED ASSET:POST 65 HEALTH | 1,076,097.50 |
| 186960 | 001 | 2000 | DEF ASSET:EARLY RETIRE HEALTH | - |
| 186998 | 001 | 2000 | EMINENT DOMAIN ALLOWANCE | - |
| | | | | 77,527,548.58 |
| 183000 | 001 | 2000 | DEFERRED TAX ASSET | - |
| 183001 | 001 | 2000 | GROSS-UP TO REG ASSET AFUDC | - |
| 183100 | 001 | 2000 | PRELIM SURVEY/INVESTIGATE CHR | 2,954.08 |
| 162900 | 001 | 2000 | DEFERRED ASSET - PENSION | - |
| 162905 | 001 | 2000 | DEFERRED ASSET-POST 65 HEALTH | - |
| 162915 | 001 | 2000 | DEFR ASSET:EARLY RETIRE HEALTH | - |
| | | | | - |
| 181000 | 001 | 2000 | UNAMORTIZED DEBT EXPENSE | 4,087,606.90 |
| 181100 | 001 | 2000 | UNAMORT DEBT EXPENSE: OID | - |
| | | | Total Other Assets | 81,618,109.56 |
| | | | Total Assets | 292,067,399.40 |
| | | | Equity and Liabilities | |
| | | | Shareholder's Equity | |
| 201100 | 001 | 2000 | COMMON STOCK | (30,000.00) |
| 211000 | 001 | 2000 | ADDITIONAL PAID IN CAPITAL | (106,951,794.71) |
| 219100 | 001 | 2000 | OTHER COMPREHENSIVE INCOME | - |
| 438000 | 001 | 2100 | DIVIDENDS: COMMON STOCK | - |
| | | | Retained Earnings | |
| 215500 | 001 | 2000 | RETAINED EARNINGS BEG - PWW | (386,828.76) |
| | | | Net Profit or Loss | 179,385.96 |

Total Equity**(107,189,237.51)****Total Long Term Debt**

| | | | | |
|-----------------------|-----|------|---------------------------------------|------------------------|
| 221000 | 001 | 2000 | LONG TERM DEBT: BONDS & NOTES | - |
| 221001 | 001 | 2000 | LTD: PAYCHECK PROTECTION PROGRAM LOAN | - |
| 221002 | 001 | 2000 | LONG TERM DEBT-SRF/HUBBARD | (25,957.58) |
| 221003 | 001 | 2000 | LONG TERM DEBT: TWIN RIDGE SRF | - |
| 221005 | 001 | 2000 | SRF LOAN CONTRACT #4 | (1,598,992.54) |
| 221006 | 001 | 2000 | LTD - SRF/ASHLEY COMMONS | (167,375.08) |
| 221007 | 001 | 2000 | LTD - SRF/FRENCH HILL | (512,668.52) |
| 221008 | 001 | 2000 | LTD: SRF/ARMORY-SOUTH NASHUA | (115,078.00) |
| 221009 | 001 | 2000 | LTD: SRF/GLEN RIDGE | (38,986.00) |
| 221010 | 001 | 2000 | LTD: SRF/DREW WOODS | (537,115.19) |
| 221011 | 001 | 2000 | LTD: AULI | (2,400,000.00) |
| 221012 | 001 | 2000 | LTD: 1997 BFANH | - |
| 221013 | 001 | 2000 | LTD: 2005A BONDS | - |
| 221014 | 001 | 2000 | LTD: 2005B BONDS | - |
| 221015 | 001 | 2000 | LTD: 2005C BONDS | - |
| 221016 | 001 | 2000 | LTD: SERIES A BONDS | - |
| 221017 | 001 | 2000 | LTD: SERIES BC-3 BONDS | - |
| 221018 | 001 | 2000 | LTD: SERIES BC-4 BONDS | - |
| 221019 | 001 | 2000 | LTD: CROSS ST-AMHERST | - |
| 221020 | 001 | 2000 | LTD: BOSTON POST RD-AMHERST | - |
| 221021 | 001 | 2000 | LTD: BURKE STREET | (1,784,696.57) |
| 221022 | 001 | 2000 | LTD: 2014A BONDS | (35,505,000.00) |
| 221023 | 001 | 2000 | LTD: 2014B BONDS | (4,725,000.00) |
| 221024 | 001 | 2000 | LTD: SRF/TIMBERLINE BOOSTER STATION | (268,833.43) |
| 221025 | 001 | 2000 | LTD: SRF/RAW WATER TRANSMISSION | (2,743,464.69) |
| 221026 | 001 | 2000 | LTD: SERIES 2015A BONDS | (17,710,000.00) |
| 221027 | 001 | 2000 | LTD: SERIES 2015B BONDS | (1,510,000.00) |
| 221028 | 001 | 2000 | LTD:SRF NASHUA CORE-AMHERST ST | (1,066,799.02) |
| 221029 | 001 | 2000 | LTD:SERIES 2018A BONDS | (4,460,000.00) |
| 221030 | 001 | 2000 | LTD:SERIES 2018B BONDS | (900,000.00) |
| 221031 | 001 | 2000 | LTD:SERIES 2019A BONDS | (8,080,000.00) |
| 221032 | 001 | 2000 | LTD:SERIES 2019B BONDS | - |
| 221033 | 001 | 2000 | LTD: DWGTF 3.375M LOAN | (2,859,754.35) |
| 221034 | 001 | 2000 | LTD: DWGTF/MERRIMACK INTAKE 5.5M | (5,307,890.54) |
| 221035 | 001 | 2000 | LTD:SERIES 2020A BONDS | - |
| 221036 | 001 | 2000 | LTD:SERIES 2020B BONDS | - |
| 221037 | 001 | 2000 | LTD:SERIES 2020C BONDS | - |
| 221056 | 001 | 2000 | FORGIVABLE DEBT: ASHLEY COMMON | (114,853.56) |
| 221057 | 001 | 2000 | FORGIVABLE DEBT: FRENCH HILL | (369,873.99) |
| 221058 | 001 | 2000 | FORGIVABLE DEBT:ARMORY-NASHUA | (81,589.42) |
| 221059 | 001 | 2000 | FORGIVABLE DEBT: GLEN RIDGE | (28,292.98) |
| 221060 | 001 | 2000 | FORGIVABLE DEBT: AMHERST ST | (255,041.92) |
| 221200 | 001 | 2000 | ORIGINAL ISSUE DISCOUNT | - |
| Long Term Debt | | | | (93,167,263.38) |

Current Liabilities

| | | | | |
|--------|-----|------|---------------------------------------|----------------|
| 232100 | 001 | 2000 | FIXED ASSET LINE OF CREDIT | (7,032,341.06) |
| 221100 | 001 | 2000 | CURRENT PORTION LONG TERM DEBT | - |
| 221101 | 001 | 2000 | STD: PAYCHECK PROTECTION PROGRAM LOAN | - |
| 221102 | 001 | 2000 | CURRENT PORTION LTD:HUBBARD | (22,250.04) |
| 221105 | 001 | 2000 | CURRENT PORTION LTD:CONT #4 | (155,331.13) |
| 221106 | 001 | 2000 | CURR PORTION LTD: ASHLEY COMM | (10,058.00) |

| | | | | |
|--|-----|------|--|------------------------|
| 221107 | 001 | 2000 | CURR PORTION LTD:FRENCH HILL | (25,912.00) |
| 221108 | 001 | 2000 | CURRENT PORTION LTD: ARMORY | (6,300.00) |
| 221109 | 001 | 2000 | CURRENT PORTION LTD:GLEN RIDGE | (1,918.00) |
| 221110 | 001 | 2000 | CURRENT PORTION LTD:DREW WOODS | (39,336.00) |
| 221111 | 001 | 2000 | CURRENT PORTION LTD: AULI | (400,000.00) |
| 221112 | 001 | 2000 | CURRENT PORTION LTD:1997 BFANH | - |
| 221121 | 001 | 2000 | CURRENT PORTION LTD: NASHUA CORE-2014 | (94,023.07) |
| 221122 | 001 | 2000 | CURRENT PORTION LTD:2014A | (1,190,000.00) |
| 221123 | 001 | 2000 | CURRENT PORTION LTD:2014B | (105,000.00) |
| 221124 | 001 | 2000 | CURRENT PORTION LTD:TIMBERLINE BOOSTER STATION | (13,977.15) |
| 221125 | 001 | 2000 | CURRENT PORTION LTD:SRF RAW WATER TRANSMISSION | (133,907.00) |
| 221126 | 001 | 2000 | CURRENT PORTION LTD: 2015A | (620,000.00) |
| 221127 | 001 | 2000 | CURRENT PORTION LTD: 2015B | (115,000.00) |
| 221128 | 001 | 2000 | CURRENT PORTION LTD: SRF NASHUA CORE | (20,805.94) |
| 221129 | 001 | 2000 | CURRENT PORTION LTD: SERIES 2018A | - |
| 221130 | 001 | 2000 | CURRENT PORTION LTD: SERIES 2018B | (90,000.00) |
| 221131 | 001 | 2000 | CURRENT PORTION LTD: SERIES 2019A | - |
| 221132 | 001 | 2000 | CURRENT PORTION LTD: SERIES 2019B | (170,000.00) |
| 221133 | 001 | 2000 | CURRENT PORTION LTD: DWGTF 3.375M LOAN | - |
| 221134 | 001 | 2000 | CURRENT PORTION LTD: DWGTF/MERRIMACK INTAKE 5.5M | - |
| 221135 | 001 | 2000 | CURRENT PORTION LTD: SERIES 2020A | - |
| 221136 | 001 | 2000 | CURRENT PORTION LTD: SERIES 2020B | - |
| 221137 | 001 | 2000 | CURRENT PORTION LTD: SERIES 2020C | - |
| 221156 | 001 | 2000 | FORGIVABLE DEBT: STD ASHLEY CM | (11,297.07) |
| 221157 | 001 | 2000 | FORGIVABLE DEBT: STD FRENCH HL | (32,636.04) |
| 221158 | 001 | 2000 | FORGIVABLE DEBT: STD ARMORY NA | (7,531.44) |
| 221159 | 001 | 2000 | FORGIVABLE DEBT: STD GLENRIDGE | (2,460.24) |
| 221160 | 001 | 2000 | FORGIVABLE DEBT: AMHERST ST | (9,359.28) |
| Current Portion of Long Term Debt | | | | (10,309,443.46) |
| <u>Accounts Payable & Accr Expenses</u> | | | | |
| 222000 | 001 | 2000 | ACCOUNTS PAYABLE | - |
| 231000 | 001 | 2000 | ACCOUNTS PAYABLE | (678,770.92) |
| 231111 | 001 | 2000 | ACCOUNTS PAYABLE | (1,389.19) |
| 231222 | 001 | 2000 | ACCOUNTS PAYABLE | (263,214.49) |
| 236110 | 001 | 2000 | PAYROLL TAXES PAYABLE | - |
| 236111 | 001 | 2000 | FICA TAXES PAYABLE | - |
| 236112 | 001 | 2000 | EMPLOYEE WITHHOLDING PAYABLE | - |
| 236113 | 001 | 2000 | SUTA TAX PAYABLE - NH | - |
| 236114 | 001 | 2000 | FED UNEMPLOYMENT TAX PAYABLE | - |
| 236115 | 001 | 2000 | LOCAL PROPERTY TAXES PAYABLE | (84,136.33) |
| 236117 | 001 | 2000 | SECTION 125 WITHHOLDING | (2,036.79) |
| 236118 | 001 | 2000 | MASS STATE TAX | - |
| 236119 | 001 | 2000 | ACCRUED TAXES | - |
| 237110 | 001 | 2000 | ACCRUED INTEREST LTD | (555,592.72) |
| 237115 | 001 | 2000 | ACCR INT BC1 AUCTION RATE BNDS | - |
| 237120 | 001 | 2000 | ACCRUED INTEREST - LOC | (19,519.93) |
| 241100 | 001 | 2000 | UNION DUES PAYABLE | - |
| 241210 | 001 | 2000 | 401K WITHHOLDING PAYABLE | - |
| 241215 | 001 | 2000 | 401K LOAN WITHHOLDING PAYABLE | - |
| 241220 | 001 | 2000 | UNITED WAY WITHHELD | - |
| 241223 | 001 | 2000 | DEPENDENT CARE - FSA | 365.69 |
| 241226 | 001 | 2000 | LTD INSURANCE | (1,731.55) |
| 241228 | 001 | 2000 | CAR AND/OR HOME INS WITHHELD | (105.24) |
| 241230 | 001 | 2000 | LIFE INSURANCE WITHHELD | (610.49) |

| | | | | |
|--------|-----|------|---------------------------------------|------------------------|
| 241237 | 001 | 2000 | VOLUNTARY ACCIDENT INS WITHHELD | (55.13) |
| 241238 | 001 | 2000 | VISION INSURANCE WITHHELD | (928.50) |
| 241300 | 001 | 2000 | MISC CURRENT ACCRUED LIABILITY | (162,804.52) |
| 241350 | 001 | 2000 | ACCRUED LIABILITY - RETAINAGE | (562,180.00) |
| 241900 | 001 | 2000 | ACCRUED PAYROLL | (179,482.44) |
| 241905 | 001 | 2000 | ACCRUED EMPLOYER PAYROLL TAXES | (14,051.34) |
| 241910 | 001 | 2000 | ACCRUED VACATION - PWW | (137,514.31) |
| | | | | (2,663,758.20) |
| 241236 | 001 | 2000 | ACCRUED LIAB PENSION-SHORT TRM | - |
| 241304 | 001 | 2000 | EARLY RETIREE LIAB-HEALTH - ST | - |
| 241316 | 001 | 2000 | POST-65 HEALTH LIABILITY - ST | - |
| | | | | - |
| 228900 | 001 | 2000 | MASS TAXES PAYABLE | - |
| | | | Customer Deposits | |
| 235100 | 001 | 2000 | SERVICE INSTALLATION DEPOSITS | (21,891.95) |
| 235150 | 001 | 2000 | CONSTRUCTION METER DEPOSITS | (2,200.00) |
| 235250 | 001 | 2000 | HARDSHIP CASE: CREDITS | - |
| 235350 | 001 | 2000 | DEPOSITS - MERRIMACK SOURCE DEV | (6,430.00) |
| 235550 | 001 | 2000 | SERVICE DEPOSITS: SALISBURY | (1,428.00) |
| 235551 | 001 | 2000 | SERVICE DEPOSITS: SALS B METERS | - |
| 235600 | 001 | 2000 | SERVICE INSTALL DEPOSITS - PAC | (661.00) |
| 235700 | 001 | 2000 | SERVICE INST DEPOSITS - PEU | (16,527.00) |
| 235750 | 001 | 2000 | DEPOSIT-AMHERST (TCI) PROJECT ESCROW | - |
| 235800 | 001 | 2000 | DEPOSITS | - |
| 235850 | 001 | 2000 | DEPOSITS - SG BEDFORD | (21,033.55) |
| | | | | (70,171.50) |
| | | | | (13,043,373.16) |
| | | | Total Current Liabilities | |
| | | | Other Deferred Credits | |
| 241305 | 001 | 2000 | EARLY RETIREE LIABILITY-HEALTH | - |
| 241315 | 001 | 2000 | POST-65 HEALTH LIABILITY | (4,602,024.76) |
| 186440 | 001 | 2000 | VEBA TRUST - UNION | 460,664.95 |
| 186445 | 001 | 2000 | VEBA TRUST - NON-UNION | 143,374.51 |
| | | | | (3,997,985.30) |
| 241306 | 001 | 2000 | ACC LIAB: SUP EXEC RETIRE PLAN | (373,712.28) |
| 253001 | 001 | 2000 | DEFERRED RENT LIABILITY | - |
| 253002 | 001 | 2000 | OTHER DEFERRED CREDITS | - |
| 253005 | 001 | 2000 | DEFRENT CR-HECOP III FITUP ALO | (21,290.67) |
| 253100 | 001 | 2000 | DEFERRED GAIN: ARMORY ARRA | - |
| 253101 | 001 | 2000 | DEFERRED GAIN:ASHLEY CMNS ARRA | - |
| | | | | (395,002.95) |
| 263231 | 001 | 2000 | ACCURED LIABILITY: PENSION | (12,801,760.67) |
| 241235 | 001 | 2000 | ACCRUED STOCK COMP EXPENSE | - |
| 251000 | 001 | 2000 | UNAMORTIZED DEBT PREMIUM | - |
| 251001 | 001 | 2000 | UNAMORTIZED DEBT PREMIUM-SERIES 2014A | (1,612,891.96) |
| 251002 | 001 | 2000 | UNAMORTIZED DEBT PREMIUM-SERIES 2015A | (906,822.78) |
| 251003 | 001 | 2000 | UNAMORTIZED DEBT PREMIUM-SERIES 2015B | (198,690.72) |
| 251004 | 001 | 2000 | UNAMORTIZED DEBT PREMIUM-SERIES 2018B | (115,381.26) |
| 251005 | 001 | 2000 | UNAMORTIZED DEBT PREMIUM-SERIES 2019B | (316,935.05) |

| | | | | |
|--------|-----|------|---------------------------------------|-----------------|
| 251006 | 001 | 2000 | UNAMORTIZED DEBT PREMIUM-SERIES 2020A | - |
| 255100 | 001 | 2000 | UNAMORTIZED INVESTMENT CREDIT | (434,809.00) |
| 283105 | 001 | 2000 | REG LIABILITY-EXCESS DEF TAX | (246,109.06) |
| 283106 | 001 | 2000 | DEF TAX LIAB-UNAMORTIZED ITC | (304,572.32) |
| 283107 | 001 | 2000 | GROSSUP TO REG LIAB EXCESS DEF | (161,423.59) |
| 282100 | 001 | 2000 | DEFERRED TAX ASSET | - |
| 282200 | 001 | 2000 | DEFERRED INCOME TAXES | (17,144,332.26) |
| 283100 | 001 | 2000 | ACCUM DEFERRED INC TAX-REG LIABILITY | (7,395,319.00) |
| 282201 | 001 | 2000 | DEF TAX OFFSET TO REG LIAB ITC | 304,572.32 |
| 282202 | 001 | 2000 | DEF TAX OFFSET TO GU REG ASSET | - |
| 282203 | 001 | 2000 | DEF TAX OFFSET TO GU REG LIAB | 161,423.59 |

Contributions in Aid of Construction - All Divisions

| | | | | |
|--------|-----|------|--------------------------------|------------------------|
| 271200 | 001 | 2000 | CONTRIBUTIONS IN AID OF CONST | (38,511,033.98) |
| 271201 | 001 | 2000 | CIAC: BON TERRAIN | (959,060.87) |
| 271202 | 001 | 2000 | CIAC: TAYLOR FALLS BOOSTER STA | (150,000.00) |
| 271205 | 001 | 2000 | CIAC: TOWN OF AMHERST | (43,000.00) |
| 271210 | 001 | 2000 | CIAC: MAST ROAD | (8,500.00) |
| 271220 | 001 | 2000 | CIAC: LITTLE POND MAINS | (148,434.95) |
| 271225 | 001 | 2000 | CIAC: PWDRHILL/DUNLAP WDS TANK | (55,080.00) |
| 271230 | 001 | 2000 | CIAC: URBAN RUNOFF | (62,600.00) |
| 271240 | 001 | 2000 | CIAC-NEW SERVICES:ENGLISH WOOD | (7,610.69) |
| 271250 | 001 | 2000 | CIAC: SAFE WATER DRINKING ACT | (55,365.80) |
| 271260 | 001 | 2000 | CIAC: AUTUMN WOODS BOOSTER STA | (82,592.00) |
| 271270 | 001 | 2000 | CIAC: CHERRY LANE WELL | (35,000.00) |
| 271275 | 001 | 2000 | CIAC: MANCHESTER INTERCONNECT | (422,611.50) |
| 271310 | 001 | 2000 | CIAC - MAPLEWOOD | (264,560.00) |
| 271320 | 001 | 2000 | CIAC - LAUREL WOODS | (242,348.60) |
| 271400 | 001 | 2000 | CONTR IN AID OF CONST-DEV INST | (2,348,455.85) |
| 271550 | 001 | 2000 | CIAC: AUTUMN WOODS | (189,754.78) |
| 252001 | 001 | 2000 | CUST ADV FOR CONST: MVD INTER | (84,000.00) |
| | | | | (43,670,009.02) |

Reserve for Amort of CIAC: All

| | | | | |
|--------|-----|------|-------------------------------|---------------|
| 272101 | 001 | 2000 | RESERVE FOR AMORT OF CIAC:PWW | 10,568,523.68 |
|--------|-----|------|-------------------------------|---------------|

Total Deferred Credits (78,667,525.35)

Total Equity & Liabilities (292,067,399.40)

Pennichuck Water Works, Inc.

Balance Sheet

January - December 2020

| | 2 | 3 | 4 | 5 | 6 |
|---------------------|---------------------|---------------------|---------------------|---------------------|---------------------|
| Feb-20 | Mar-20 | Apr-20 | May-20 | Jun-20 | |
| 641,723.93 | 641,723.93 | 641,723.93 | 641,723.93 | 641,723.93 | 641,723.93 |
| - | - | - | - | - | - |
| - | - | - | - | - | - |
| - | - | - | - | - | - |
| - | - | - | - | - | - |
| 228,178.93 | 228,178.93 | 228,178.93 | 228,178.93 | 228,178.93 | 228,178.93 |
| - | - | - | - | - | - |
| 552,513.16 | 552,513.16 | 552,513.16 | 552,513.16 | 552,513.16 | 552,513.16 |
| 688,358.24 | 688,358.24 | 688,358.24 | 688,358.24 | 688,358.24 | 688,358.24 |
| - | - | - | - | - | - |
| - | - | - | - | - | - |
| - | - | - | - | - | - |
| 2,110,774.26 | 2,110,774.26 | 2,110,774.26 | 2,110,774.26 | 2,110,774.26 | 2,110,774.26 |
| 4,857,474.74 | 4,857,474.74 | 4,857,474.74 | 4,857,474.74 | 4,857,474.74 | 4,857,474.74 |
| - | - | - | - | - | - |
| 404,000.00 | 404,000.00 | 404,000.00 | 404,000.00 | 404,000.00 | 404,000.00 |
| - | - | - | - | - | - |
| - | - | - | - | - | - |
| - | - | - | - | - | - |
| 3,215,625.89 | 3,215,625.89 | 3,215,625.89 | 3,215,625.89 | 3,215,625.89 | 3,215,625.89 |
| - | - | - | - | - | - |
| - | - | - | - | - | - |
| 25,289.68 | 25,289.68 | 25,289.68 | 25,289.68 | 25,289.68 | 25,289.68 |
| - | - | - | - | - | - |
| - | - | - | - | - | - |
| - | - | - | - | - | - |
| 3,772.19 | 3,772.19 | 3,772.19 | 3,772.19 | 3,772.19 | 3,772.19 |
| 2,899,651.58 | 2,899,651.58 | 2,899,651.58 | 2,899,651.58 | 2,899,651.58 | 2,899,651.58 |
| 65,787.00 | 65,787.00 | 65,787.00 | 65,787.00 | 65,787.00 | 65,787.00 |
| - | - | - | - | - | - |
| - | - | - | - | - | - |
| - | - | - | - | - | - |
| 175,108.00 | 175,108.00 | 175,108.00 | 175,108.00 | 175,108.00 | 178,190.83 |
| 7,449,164.44 | 7,449,164.44 | 7,449,164.44 | 7,449,164.44 | 7,449,164.44 | 7,449,164.44 |
| 20,460.19 | 20,460.19 | 20,460.19 | 20,460.19 | 20,460.19 | 20,460.19 |
| - | - | - | - | - | - |
| 24,199,617.50 | 24,199,617.50 | 24,199,617.50 | 24,199,617.50 | 24,199,617.50 | 24,199,617.50 |
| 515,588.07 | 515,588.07 | 515,588.07 | 515,588.07 | 515,588.07 | 515,588.07 |
| 292,020.00 | 292,020.00 | 292,020.00 | 292,020.00 | 292,020.00 | 292,020.00 |
| 4,992,727.87 | 4,992,727.87 | 4,992,727.87 | 4,992,727.87 | 4,992,727.87 | 4,992,727.87 |
| - | - | - | - | - | - |
| - | - | - | - | - | - |
| - | - | - | - | - | - |
| - | - | - | - | - | - |
| - | - | - | - | - | - |
| 6,550,270.72 | 6,550,270.72 | 6,568,657.18 | 6,583,925.45 | 6,593,015.21 | |

| | | | | |
|----------------------|----------------------|----------------------|----------------------|----------------------|
| 1,182,109.55 | 1,182,109.55 | 1,182,109.55 | 1,182,109.55 | 1,182,109.55 |
| 223,816.39 | 223,816.39 | 223,816.39 | 223,816.39 | 223,816.39 |
| - | - | - | - | - |
| - | - | - | - | - |
| 1,543.33 | 1,543.33 | 1,543.33 | 1,543.33 | 1,543.33 |
| 3,759,467.57 | 3,759,467.57 | 3,759,467.57 | 3,759,467.57 | 3,759,467.57 |
| 60,833,494.71 | 60,833,494.71 | 60,851,881.17 | 60,867,149.44 | 60,879,322.03 |
| 1,272,373.64 | 1,272,373.64 | 1,272,373.64 | 1,272,373.64 | 1,272,373.64 |
| 5,519,176.35 | 5,519,176.35 | 5,519,176.35 | 5,519,176.35 | 5,436,461.13 |
| - | - | - | - | - |
| - | - | - | - | - |
| - | - | - | - | - |
| - | - | - | - | - |
| - | - | - | - | - |
| 654,882.33 | 657,631.23 | 665,294.33 | 665,294.33 | 713,814.18 |
| 6,047.12 | 6,047.12 | 6,047.12 | 6,047.12 | 6,047.12 |
| 8,908.37 | 8,908.37 | 10,348.99 | 10,348.99 | 13,889.74 |
| - | - | - | - | - |
| - | - | - | - | - |
| - | - | - | - | - |
| 15,857.20 | 15,857.20 | 15,857.20 | 15,857.20 | 15,857.20 |
| 248,484.33 | 248,484.33 | 248,484.33 | 248,484.33 | 248,484.33 |
| 54,759.15 | 54,759.15 | 54,759.15 | 54,759.15 | 54,759.15 |
| - | - | - | - | - |
| - | - | - | - | - |
| - | - | - | - | - |
| 746,174.21 | 746,174.21 | 746,174.21 | 746,174.21 | 746,174.21 |
| - | - | - | - | - |
| - | - | - | - | - |
| - | - | - | - | - |
| - | - | - | - | - |
| - | - | - | - | - |
| 78,163.51 | 78,163.51 | 78,163.51 | 78,163.51 | 78,163.51 |
| 13,500.00 | 13,500.00 | 13,500.00 | 13,500.00 | 13,500.00 |
| - | - | - | - | - |
| 15,941,027.59 | 15,941,027.59 | 15,941,027.59 | 15,941,027.59 | 15,941,027.59 |
| - | - | - | - | - |
| 1,193,862.40 | 1,193,862.40 | 1,094,796.20 | 1,094,796.20 | 1,540,594.28 |
| - | - | - | - | - |
| 25,753,216.20 | 25,755,965.10 | 25,666,002.62 | 25,666,002.62 | 26,081,146.08 |
| (384,880.18) | (384,880.18) | (384,880.18) | (384,880.18) | (384,880.18) |
| (460,025.00) | (460,025.00) | (460,025.00) | (460,025.00) | (460,025.00) |
| 360,998.97 | 362,401.49 | 363,804.01 | 365,206.52 | 366,609.04 |
| 223,797.15 | 224,646.77 | 225,496.39 | 226,346.01 | 227,195.63 |
| - | - | - | - | - |
| - | - | - | - | - |
| - | - | - | - | - |
| - | - | - | - | - |
| - | - | - | - | - |
| 8,459,084.08 | 8,459,084.08 | 8,459,084.08 | 8,459,084.08 | 8,459,084.08 |
| 322,272.32 | 322,272.32 | 322,272.32 | 322,272.32 | 322,272.32 |
| 360,604.84 | 360,604.84 | 360,604.84 | 360,604.84 | 360,604.84 |
| 5,827,500.83 | 5,827,500.83 | 5,827,500.83 | 5,835,434.50 | 5,835,873.38 |
| 239,018.36 | 239,018.36 | 239,018.36 | 239,018.36 | 239,018.36 |

| | | | | |
|---------------|---------------|---------------|---------------|---------------|
| 13,079,919.08 | 13,079,919.08 | 13,079,919.08 | 13,079,919.08 | 13,079,919.08 |
| 1,440,589.96 | 1,440,589.96 | 1,440,589.96 | 1,440,589.96 | 1,440,589.96 |
| 531,932.04 | 531,932.04 | 531,932.04 | 531,932.04 | 531,932.04 |
| 235,507.36 | 235,507.36 | 235,507.36 | 235,507.36 | 235,507.36 |
| - | - | - | - | - |
| 43,160,216.71 | 43,160,216.71 | 43,160,216.71 | 43,160,216.71 | 43,160,216.71 |
| 122,253.28 | 122,253.28 | 122,253.28 | 122,253.28 | 122,253.28 |
| - | - | - | - | - |
| - | - | - | - | - |
| - | - | - | - | - |
| - | - | - | - | - |
| 2,585,953.74 | 2,585,238.86 | 2,585,238.86 | 2,585,238.86 | 2,600,338.77 |
| 41,124.32 | 41,124.32 | 41,124.32 | 41,124.32 | 46,859.71 |
| 17,437.67 | 17,437.67 | 17,437.67 | 17,437.67 | 17,437.67 |
| 64,058.55 | 64,058.55 | 64,058.55 | 64,058.55 | 64,058.55 |
| 44,077.77 | 51,226.57 | 51,226.57 | 51,226.57 | 51,226.57 |
| - | - | - | - | - |
| - | - | - | - | - |
| 25,223,876.16 | 25,254,436.64 | 25,254,436.64 | 25,254,436.64 | 25,236,488.91 |
| - | - | - | - | - |
| - | - | - | - | - |
| - | - | - | - | - |
| - | - | - | - | - |
| 1,482,092.25 | 1,482,092.25 | 1,482,092.25 | 1,482,092.25 | 1,482,092.25 |
| 4,699,703.86 | 4,699,703.86 | 4,699,645.82 | 4,699,645.82 | 4,699,304.81 |
| - | - | - | - | - |
| - | - | - | - | - |
| - | - | - | - | - |
| - | - | - | - | - |
| - | - | - | - | - |
| - | - | - | - | - |
| 3,548,210.63 | 3,548,210.63 | 3,562,282.43 | 3,566,694.76 | 3,566,694.76 |
| 7,069,530.14 | 7,077,154.81 | 7,178,150.57 | 7,195,926.84 | 7,087,606.51 |
| 1,826,720.07 | 1,830,345.09 | 1,840,774.47 | 1,845,458.93 | 1,854,051.38 |
| 4,471,106.79 | 4,480,186.25 | 4,443,162.51 | 4,448,368.82 | 4,451,813.98 |
| - | - | - | - | - |
| 2,435,526.02 | 2,437,544.41 | 2,433,124.19 | 2,434,638.13 | 2,436,259.37 |
| - | - | - | - | - |
| - | - | - | - | - |
| - | - | - | - | - |
| - | - | - | - | - |
| - | - | - | - | - |
| - | - | - | - | - |
| - | - | - | - | - |
| - | - | - | - | - |
| - | - | - | - | - |
| - | - | - | - | - |
| - | - | - | - | - |
| - | - | - | - | - |
| - | - | - | - | - |
| - | - | - | - | - |
| - | - | - | - | - |
| - | - | - | - | - |
| - | - | - | - | - |
| - | - | - | - | - |
| - | - | - | - | - |
| - | - | - | - | - |
| - | - | - | - | - |
| - | - | - | - | - |
| 2,565.20 | 2,565.20 | 2,565.20 | 2,565.20 | 2,565.20 |
| 3,063,139.33 | 3,063,139.33 | 3,063,139.33 | 3,067,238.36 | 3,070,646.42 |
| - | - | - | - | - |
| - | - | - | - | - |

| | | | | |
|------------------------|------------------------|------------------------|------------------------|------------------------|
| 100,205.95 | 100,205.95 | 100,205.95 | 100,205.95 | 100,205.95 |
| 1,759,315.76 | 1,765,639.37 | 1,765,639.37 | 1,765,639.37 | 1,762,379.36 |
| 900.00 | 900.00 | 900.00 | 900.00 | 900.00 |
| - | - | - | - | - |
| - | - | - | - | - |
| - | - | - | - | - |
| 30,352.30 | 30,352.30 | 30,352.30 | 30,352.30 | 30,352.30 |
| 565.00 | 565.00 | 565.00 | 565.00 | 565.00 |
| 97,067.72 | 97,067.72 | 97,067.72 | 97,067.72 | 97,067.72 |
| 295,946.98 | 295,946.98 | 295,946.98 | 295,946.98 | 295,946.98 |
| - | - | - | - | - |
| - | - | - | - | - |
| - | - | - | - | - |
| - | - | - | - | - |
| 132,378,266.01 | 132,446,183.70 | 132,532,430.78 | 132,580,308.92 | 132,491,033.07 |
| 532,103.41 | 532,103.41 | 532,103.41 | 532,103.41 | 532,103.41 |
| 3,514,730.40 | 3,514,730.40 | 3,514,730.40 | 3,514,730.40 | 3,514,730.40 |
| 751,628.57 | 751,628.57 | 751,628.57 | 751,628.57 | 751,628.57 |
| - | - | - | - | - |
| 182,670.47 | 182,670.47 | 182,670.47 | 182,670.47 | 182,670.47 |
| 376,133.08 | 376,133.08 | 376,133.08 | 376,133.08 | 376,133.08 |
| 1,072,971.78 | 1,072,971.78 | 1,072,952.78 | 1,072,931.79 | 1,075,285.31 |
| - | - | - | - | - |
| - | - | - | - | - |
| - | - | - | - | - |
| - | - | - | - | - |
| 8,327,525.20 | 8,327,525.20 | 8,333,573.20 | 8,339,173.20 | 8,386,540.24 |
| 775,041.74 | 775,041.74 | 775,041.74 | 775,041.74 | 775,041.74 |
| - | - | - | - | - |
| 15,532,804.65 | 15,532,804.65 | 15,538,833.65 | 15,544,412.66 | 15,594,133.22 |
| 28,856.17 | 28,856.17 | 28,856.17 | 28,856.17 | 28,856.17 |
| 229,132.31 | 229,132.31 | 229,132.31 | 229,132.31 | 229,132.31 |
| 257,988.48 | 257,988.48 | 257,988.48 | 257,988.48 | 257,988.48 |
| 236,866,544.31 | 236,937,210.90 | 236,957,910.96 | 237,026,636.38 | 237,414,397.14 |
| (78,613,172.76) | (79,125,040.47) | (79,599,918.02) | (80,111,232.20) | (80,530,135.28) |
| 6,256,137.10 | 6,257,860.81 | 6,359,516.42 | 6,361,466.67 | 6,414,295.24 |
| 6,601,734.35 | 6,601,734.35 | 6,613,119.66 | 6,613,119.66 | 6,616,079.21 |
| 3,531,600.00 | 3,531,600.00 | 3,531,600.00 | 3,531,600.00 | 3,531,600.00 |
| (62,223,701.31) | (62,733,845.31) | (63,095,681.94) | (63,605,045.87) | (63,968,160.83) |
| 174,642,843.00 | 174,203,365.59 | 173,862,229.02 | 173,421,590.51 | 173,446,236.31 |
| (19,422.73) | (19,422.73) | (17,009.00) | (19,422.73) | (19,422.73) |
| 303,262.58 | 372,045.92 | 449,284.82 | 764,624.30 | 536,924.73 |
| 33,871.33 | 34,011.82 | 35,928.95 | 38,029.75 | 95,381.27 |
| 234,072.18 | 276,014.90 | 192,759.87 | 219,586.99 | 238,052.22 |
| 551,783.36 | 662,649.91 | 660,964.64 | 1,002,818.31 | 850,935.49 |
| 175,194,626.36 | 174,866,015.50 | 174,523,193.66 | 174,424,408.82 | 174,297,171.80 |

| | | | | |
|-----------------------|-----------------------|-----------------------|----------------------------|--------------------------|
| 2,000.00 | 2,000.00 | 2,000.00 | 2,000.00 | 2,000.00 |
| 2,000.00 | 2,000.00 | 2,000.00 | 2,000.00 | 2,000.00 |
| 2,000.00 | 2,000.00 | 2,000.00 | 2,000.00 | 2,000.00 |
| - | - | - | - | - |
| - | - | - | - | - |
| - | - | - | - | - |
| - | - | - | - | - |
| - | - | - | - | - |
| (234,649.55) | 286,318.99 | 197,304.47 | 2,215,001.73 262,829.79 | 977,694.56 533,345.12 |
| - | - | - | - | - |
| - | - | - | - | - |
| - | - | - | - | - |
| - | - | - | - | - |
| 360,427.81 | 336,997.67 | 293,986.39 | 1,985,123.49 | 1,344,828.88 |
| (4,391,711.60) | (4,661,616.47) | (4,923,499.95) | (4,066,848.70) | (3,994,076.07) |
| 60,603.63 | 607,648.53 | 26,281.43 | 826,791.32 | 2,942.14 |
| 1,407,640.10 | 1,283,171.83 | 1,767,729.71 | 2,101,366.63 | 1,383,527.88 |
| - | - | - | - | - |
| 43,349.20 | 45.00 | 45.00 | 45.00 | 45.00 |
| - | - | 5,474.84 | 5,474.84 | 5,474.84 |
| - | - | - | - | - |
| - | - | - | - | - |
| 99,316.86 | 930,278.22 | 980,869.73 | 1,032,648.76 | 739,516.92 |
| - | - | - | - | - |
| - | - | - | - | - |
| - | - | - | - | - |
| - | - | - | - | - |
| - | - | - | - | - |
| (2,649,023.55) | (1,211,156.23) | (1,645,808.38) | 4,368,432.86 | 999,299.27 |
| - | - | - | - | - |
| 2,018,391.49 | 1,680,071.48 | 1,685,847.20 | 2,250,383.00 | 2,362,380.57 |
| - | - | - | - | - |
| 10,126.22 | 10,132.38 | 10,140.30 | 11,168.50 | 13,146.38 |
| 256,891.41 | 256,891.41 | 251,086.32 | 252,207.18 | 252,207.18 |
| - | - | - | - | - |
| 4,487.96 | 4,842.21 | 5,439.72 | 5,504.45 | 4,747.28 |
| (25,000.00) | (25,000.00) | (25,000.00) | (25,000.00) | (25,000.00) |
| (13,257.45) | (6,649.41) | (6,649.41) | (6,649.41) | (6,885.72) |
| 2,251,639.63 | 1,920,288.07 | 1,920,864.13 | 2,487,613.72 | 2,600,595.69 |
| - | - | - | - | - |
| 1,563,642.00 | 1,783,198.00 | 1,892,598.00 | 1,749,365.00 | 2,612,617.00 |
| 20,758.59 | 20,758.59 | 20,758.59 | 20,758.59 | 20,758.59 |
| - | - | - | - | - |
| 1,584,400.59 | 1,803,956.59 | 1,913,356.59 | 1,770,123.59 | 2,633,375.59 |
| - | - | - | - | - |
| 364,068.92 | 370,943.12 | 372,820.89 | 376,524.04 | 370,514.59 |
| 106,127.21 | 95,919.07 | 97,325.08 | 98,320.96 | 97,940.41 |
| 1,288.99 | 1,288.99 | 1,257.35 | 1,257.35 | 1,257.35 |
| - | - | - | - | - |
| 133,561.28 | 139,728.57 | 151,454.69 | 105,579.94 | 143,863.60 |
| (75.13) | (75.13) | (75.13) | (75.13) | (75.13) |

| | | | | |
|----------------------|----------------------|----------------------|----------------------|----------------------|
| 20,553.11 | 20,553.11 | 20,553.11 | 20,553.11 | 20,553.11 |
| - | - | - | - | - |
| - | - | - | - | - |
| - | - | - | - | - |
| 7,269.15 | 5,282.92 | 2,351.79 | 8,718.30 | 11,704.82 |
| - | - | - | - | - |
| - | - | - | - | - |
| - | - | - | - | - |
| 632,793.53 | 633,640.65 | 645,687.78 | 610,878.57 | 645,758.75 |
| 101,625.83 | 52,439.13 | 101,581.99 | 109,792.70 | 118,086.74 |
| - | - | - | - | - |
| 244,719.60 | 250,756.42 | 281,743.86 | 246,856.11 | 361,193.61 |
| 224,256.04 | - | - | - | 743,072.27 |
| - | - | - | - | - |
| - | - | - | - | - |
| 27,790.31 | 27,790.31 | 27,790.31 | 27,790.31 | 27,790.31 |
| 46,174.54 | 48,082.51 | 65,510.66 | 57,179.61 | 59,746.66 |
| 269,510.40 | 279,235.31 | 303,904.74 | 294,400.38 | 263,586.46 |
| - | - | - | - | - |
| - | - | - | - | - |
| (28,553.67) | (9,236.25) | 92,026.66 | 122,918.49 | (25,454.43) |
| 885,523.05 | 649,067.43 | 872,558.22 | 858,937.60 | 1,548,021.62 |
| 25,052,284.53 | 23,935,283.14 | 23,763,259.88 | 21,319,972.60 | 22,160,815.19 |
| 855.09 | 856.69 | 1,354.30 | 1,586.01 | 1,817.76 |
| 435,554.76 | 649,298.25 | 810,171.81 | 987,444.21 | 1,238,448.36 |
| 63,118.11 | 90,875.04 | 121,956.61 | 152,666.36 | 183,698.74 |
| 12,954.74 | 12,954.74 | 12,954.74 | 12,954.74 | 12,954.74 |
| 736,217.14 | 1,126,431.53 | 1,123,590.81 | 1,490,170.39 | 1,549,451.22 |
| 26,300,984.37 | 25,815,699.39 | 25,833,288.15 | 23,964,794.31 | 25,147,186.01 |
| 29,006,317.62 | 29,611,495.90 | 29,539,946.49 | 34,060,780.65 | 33,574,236.93 |
| - | - | - | - | - |
| - | - | - | - | - |
| - | - | - | - | - |
| - | - | - | - | - |
| 64,424,527.68 | 64,263,633.11 | 64,102,738.53 | 63,941,843.95 | 63,780,949.37 |
| - | - | - | - | - |
| - | - | - | - | - |
| - | - | - | - | - |
| - | - | - | - | - |
| - | - | - | - | - |
| - | - | - | - | - |
| - | - | - | - | - |
| - | - | - | - | - |
| - | - | - | - | - |
| 22,006.37 | 21,620.56 | 21,234.75 | 20,848.95 | 20,463.14 |
| - | - | - | - | - |
| - | - | - | - | - |
| - | - | - | - | - |

| | | | | |
|------------|------------|------------|------------|------------|
| - | - | - | - | - |
| - | - | - | - | - |
| - | - | - | - | - |
| 1,033.32 | 910.31 | 787.29 | 664.26 | 541.25 |
| 9,516.24 | 9,378.41 | 9,240.57 | 9,102.74 | 8,964.90 |
| 5,212.17 | 5,135.48 | 5,058.79 | 4,982.10 | 4,905.41 |
| - | - | - | - | - |
| - | - | - | - | - |
| - | - | - | - | - |
| - | - | - | - | - |
| - | - | - | - | - |
| - | - | - | - | - |
| - | - | - | - | - |
| 10,533.23 | 10,533.23 | 10,533.23 | 10,533.23 | 10,533.23 |
| 113,492.16 | 120,906.21 | 140,484.75 | 158,883.10 | 173,061.10 |
| 789,009.50 | 787,341.50 | 787,341.50 | 787,341.50 | 785,634.50 |
| - | - | - | - | - |
| - | - | - | - | - |
| - | - | - | - | - |
| - | - | - | - | - |
| - | - | - | - | - |
| - | - | - | - | - |
| 10,557.45 | 10,471.64 | 10,385.84 | 10,300.03 | 10,214.23 |
| - | - | - | - | - |
| - | - | - | - | - |
| - | - | - | - | - |
| 2,609.59 | 2,424.04 | 2,238.48 | 2,052.92 | 1,867.37 |
| - | - | - | - | - |
| 6,897.67 | 6,570.20 | 6,242.74 | 5,915.28 | 5,587.81 |
| - | - | - | - | - |
| - | - | - | - | - |
| - | - | - | - | - |
| 7,561.07 | 7,381.17 | 7,201.29 | 7,021.40 | 6,841.51 |
| 9,521.68 | 9,294.90 | 9,068.12 | 8,841.34 | 8,614.57 |
| 18,025.72 | 17,803.18 | 17,580.64 | 17,358.10 | 17,135.56 |
| 10,450.01 | 10,266.68 | 10,083.35 | 9,900.02 | 9,716.69 |
| 8,830.80 | 8,411.10 | 7,991.38 | 7,571.67 | 7,151.95 |
| 8,764.04 | 8,683.31 | 8,602.58 | 8,521.85 | 8,441.12 |
| 35,700.12 | 35,376.89 | 35,053.66 | 34,730.43 | 34,407.20 |
| - | - | - | - | - |
| 1,266.32 | 1,255.40 | 1,244.48 | 1,233.56 | 1,222.64 |
| 6,570.50 | 6,377.25 | 6,184.00 | 5,990.75 | 5,797.50 |
| 15,468.49 | 15,326.58 | 15,184.67 | 15,042.76 | 14,900.85 |
| - | - | - | - | - |
| - | - | - | - | - |
| - | - | - | - | - |
| 11,283.28 | 10,941.77 | 10,600.27 | 10,258.76 | 9,917.26 |
| 6,047.20 | 5,906.55 | 5,765.94 | 5,625.30 | 5,484.64 |
| - | - | - | - | - |
| 22,905.57 | 22,233.77 | 21,562.01 | 20,890.21 | 20,218.45 |
| 14,300.80 | 13,989.90 | 13,679.04 | 13,368.18 | 13,057.28 |
| 9,780.22 | 9,634.25 | 9,488.28 | 9,342.31 | 9,196.34 |
| - | - | - | - | - |
| 68,094.72 | 66,614.35 | 65,134.10 | 63,653.85 | 62,173.48 |

| | | | | |
|-----------------------|-----------------------|-----------------------|-----------------------|-----------------------|
| - | - | - | - | - |
| - | - | - | - | - |
| - | - | - | - | - |
| - | - | - | - | - |
| - | - | - | - | - |
| - | - | - | - | - |
| - | - | - | - | - |
| - | - | - | - | - |
| - | - | - | - | - |
| - | - | - | - | - |
| - | - | - | - | - |
| 43,611.84 | 42,981.69 | 42,351.54 | 41,721.39 | 41,091.24 |
| - | - | - | - | - |
| - | - | - | - | - |
| 349,219.61 | 345,306.76 | 341,393.92 | 337,481.09 | 333,568.24 |
| - | - | - | - | - |
| - | - | - | - | - |
| - | - | - | - | - |
| - | - | - | - | - |
| - | - | - | - | - |
| 10,209,678.34 | 10,180,107.51 | 10,150,536.68 | 10,120,965.85 | 10,091,395.02 |
| 1,074,535.00 | 1,072,972.50 | 1,071,410.00 | 1,069,847.50 | 1,068,285.00 |
| - | - | - | - | - |
| - | - | - | - | - |
| 77,327,010.71 | 77,129,790.20 | 76,946,402.42 | 76,761,834.38 | 76,571,338.85 |
| - | - | - | - | - |
| - | - | - | - | - |
| 2,954.08 | 2,954.08 | 2,954.08 | 2,954.08 | 2,954.08 |
| - | - | - | - | - |
| - | - | - | - | - |
| - | - | - | - | - |
| 4,064,417.33 | 4,044,917.85 | 4,299,911.89 | 4,295,043.75 | 4,283,308.88 |
| - | - | - | - | - |
| 81,394,382.12 | 81,177,662.13 | 81,249,268.39 | 81,059,832.21 | 80,857,601.81 |
| 285,595,326.10 | 285,655,173.53 | 285,312,408.54 | 289,545,021.68 | 288,729,010.54 |
| - | - | - | - | - |
| - | - | - | - | - |
| - | - | - | - | - |
| - | - | - | - | - |
| (30,000.00) | (30,000.00) | (30,000.00) | (30,000.00) | (30,000.00) |
| (101,130,971.74) | (101,130,971.74) | (101,130,971.74) | (101,130,971.74) | (101,130,971.74) |
| - | - | - | - | - |
| - | - | - | - | - |
| - | - | - | - | - |
| 440,850.17 | 478,712.77 | 603,607.38 | 870,507.12 | 232,402.80 |

| | | | | |
|-------------------------|-------------------------|-------------------------|-------------------------|-------------------------|
| (100,720,121.57) | (100,682,258.97) | (100,557,364.36) | (100,290,464.62) | (100,928,568.94) |
| - | - | - | - | - |
| - | - | - | - | - |
| (24,103.41) | (22,249.24) | (20,395.07) | (18,540.90) | (16,686.73) |
| - | - | - | - | - |
| (1,585,802.42) | (1,572,573.96) | (1,559,307.05) | (1,546,001.58) | (1,532,657.43) |
| (166,491.08) | (165,599.08) | (164,700.08) | (163,794.08) | (162,881.08) |
| (510,383.52) | (508,078.52) | (505,754.52) | (503,410.52) | (501,046.52) |
| (114,523.00) | (113,964.00) | (113,400.00) | (112,832.00) | (112,259.00) |
| (38,817.00) | (38,646.00) | (38,474.00) | (38,300.00) | (38,125.00) |
| (533,785.19) | (530,446.19) | (527,099.19) | (523,744.19) | (520,381.19) |
| - | - | - | - | - |
| - | - | - | - | - |
| - | - | - | - | - |
| - | - | - | - | - |
| - | - | - | - | - |
| - | - | - | - | - |
| - | - | - | - | - |
| - | - | - | - | - |
| (1,776,756.34) | (1,768,799.81) | (1,760,826.95) | (1,752,837.71) | (1,744,832.07) |
| (35,505,000.00) | (35,505,000.00) | (35,505,000.00) | (35,505,000.00) | (35,505,000.00) |
| (4,725,000.00) | (4,725,000.00) | (4,725,000.00) | (4,725,000.00) | (4,725,000.00) |
| (267,652.10) | (266,468.19) | (265,281.70) | (264,092.63) | (262,900.96) |
| (2,732,186.69) | (2,720,890.69) | (2,709,575.69) | (2,698,242.69) | (2,686,890.69) |
| (17,710,000.00) | (17,710,000.00) | (17,710,000.00) | (17,710,000.00) | (17,710,000.00) |
| (1,510,000.00) | (1,510,000.00) | (1,510,000.00) | (1,510,000.00) | (1,510,000.00) |
| (1,065,017.95) | (1,063,229.56) | (1,061,433.82) | (1,059,630.73) | (1,057,820.28) |
| (4,460,000.00) | (4,460,000.00) | (4,460,000.00) | (4,460,000.00) | (4,460,000.00) |
| (900,000.00) | (805,000.00) | (805,000.00) | (805,000.00) | (805,000.00) |
| (8,080,000.00) | (7,945,000.00) | (7,945,000.00) | (7,945,000.00) | (7,945,000.00) |
| - | - | - | - | - |
| (2,859,754.35) | (2,859,754.35) | (2,859,754.35) | (2,859,754.35) | (2,859,754.35) |
| (5,500,000.00) | (5,500,000.00) | (5,500,000.00) | (5,500,000.00) | (5,500,000.00) |
| - | - | (7,000,000.00) | (7,000,000.00) | (7,000,000.00) |
| - | - | (380,000.00) | (255,000.00) | (255,000.00) |
| - | - | - | - | - |
| (113,912.13) | (112,970.71) | (112,029.29) | (111,087.87) | (110,146.44) |
| (367,154.32) | (364,434.65) | (361,714.98) | (358,995.31) | (356,275.64) |
| (80,961.80) | (80,334.18) | (79,706.56) | (79,078.94) | (78,451.32) |
| (28,087.96) | (27,882.94) | (27,677.92) | (27,472.90) | (27,267.88) |
| (254,261.98) | (253,482.04) | (252,702.10) | (251,922.16) | (251,142.22) |
| - | - | - | - | - |
| (90,909,651.24) | (90,629,804.11) | (97,959,833.27) | (97,784,738.56) | (97,734,518.80) |
| (7,127,638.61) | (7,127,638.61) | - | (662,790.90) | (1,269,038.83) |
| - | - | - | - | - |
| - | - | - | (2,543,662.00) | (2,543,662.00) |
| (22,250.04) | (22,250.04) | (22,250.04) | (22,250.04) | (22,250.04) |
| (155,782.62) | (156,235.43) | (156,689.55) | (157,144.99) | (157,601.76) |
| (10,143.00) | (10,229.00) | (10,315.00) | (10,401.00) | (10,486.00) |

| | | | | |
|------------------------|------------------------|-----------------------|-----------------------|-----------------------|
| (26,143.00) | (26,375.00) | (26,607.00) | (26,840.00) | (27,074.00) |
| (6,355.00) | (6,409.00) | (6,464.00) | (6,518.00) | (6,573.00) |
| (1,935.00) | (1,953.00) | (1,970.00) | (1,988.00) | (2,005.00) |
| (39,432.00) | (39,529.00) | (39,626.00) | (39,723.00) | (39,820.00) |
| (2,400,000.00) | (2,400,000.00) | (2,400,000.00) | (2,400,000.00) | (2,400,000.00) |
| - | - | - | - | - |
| (94,216.14) | (94,409.60) | (94,603.45) | (94,797.70) | (94,992.35) |
| (1,190,000.00) | (1,190,000.00) | (1,190,000.00) | (1,190,000.00) | (1,190,000.00) |
| (105,000.00) | (105,000.00) | (105,000.00) | (105,000.00) | (105,000.00) |
| (14,007.62) | (14,038.16) | (14,068.76) | (14,099.42) | (14,130.16) |
| (134,126.00) | (134,345.00) | (134,565.00) | (134,785.00) | (135,005.00) |
| (620,000.00) | (620,000.00) | (620,000.00) | (620,000.00) | (620,000.00) |
| (115,000.00) | (115,000.00) | (115,000.00) | (115,000.00) | (115,000.00) |
| (20,892.87) | (20,979.95) | (21,067.19) | (21,154.59) | (21,242.13) |
| - | - | - | - | - |
| (90,000.00) | (95,000.00) | (95,000.00) | (95,000.00) | (95,000.00) |
| - | (135,000.00) | (135,000.00) | (135,000.00) | (135,000.00) |
| (170,000.00) | - | - | - | - |
| - | - | - | - | - |
| - | - | - | - | - |
| - | - | - | - | - |
| - | - | - | (125,000.00) | (125,000.00) |
| - | - | - | - | - |
| (11,297.07) | (11,297.07) | (11,297.07) | (11,297.07) | (11,297.07) |
| (32,636.04) | (32,636.04) | (32,636.04) | (32,636.04) | (32,636.04) |
| (7,531.44) | (7,531.44) | (7,531.44) | (7,531.44) | (7,531.44) |
| (2,460.24) | (2,460.24) | (2,460.24) | (2,460.24) | (2,460.24) |
| (9,359.28) | (9,359.28) | (9,359.28) | (9,359.28) | (9,359.28) |
| (12,406,205.97) | (12,377,675.86) | (5,251,510.06) | (8,584,438.71) | (9,192,164.34) |
| - | - | - | - | - |
| (245,123.67) | (288,716.11) | (168,877.14) | (262,646.34) | (487,669.28) |
| (5,925.63) | (13,465.31) | (4,318.39) | (1,030.28) | (22,176.37) |
| (287,329.65) | (290,903.88) | (15,307.03) | (47,243.93) | (76,129.79) |
| - | - | (55,878.64) | (101,238.89) | (148,418.93) |
| - | - | - | - | - |
| - | - | - | - | - |
| - | - | - | - | - |
| (168,272.66) | (252,409.00) | (308,392.45) | (616,784.90) | - |
| (2,036.79) | (2,036.79) | 5,667.38 | 5,667.38 | 5,667.38 |
| - | - | - | - | - |
| - | - | - | - | - |
| (737,016.47) | (748,431.47) | (1,050,182.51) | (1,450,008.50) | (281,510.92) |
| - | - | - | - | - |
| (20,712.24) | (21,596.33) | (808.29) | (3,803.42) | (6,165.36) |
| - | (4,364.95) | (5,435.20) | (4,444.23) | (4,521.90) |
| - | - | (14,354.78) | - | - |
| - | - | (3,474.89) | - | - |
| - | (284.00) | (355.00) | (284.00) | (284.00) |
| 365.69 | 365.69 | 365.69 | 365.69 | 365.69 |
| (1,504.44) | (1,302.54) | (1,837.78) | (1,559.56) | (1,312.11) |
| 16.59 | (6.95) | (54.03) | (106.82) | (106.82) |
| (317.31) | (28.47) | (545.77) | (172.09) | 112.09 |

| | | | | |
|------------------------|------------------------|-----------------------|------------------------|------------------------|
| (9.17) | 37.00 | (28.55) | 13.99 | 119.05 |
| (911.91) | (828.48) | (939.39) | (841.75) | (724.99) |
| (281,485.80) | (262,016.73) | (236,484.96) | (590,525.42) | (401,721.11) |
| (649,129.78) | (700,355.03) | (524,959.62) | (524,959.62) | (522,516.62) |
| (182,777.35) | (253,216.95) | (151,110.14) | (198,177.53) | (269,927.08) |
| (13,608.86) | (19,459.89) | (11,276.84) | (14,390.77) | (5,791.46) |
| (160,969.45) | (195,541.29) | (232,529.42) | (260,614.99) | (277,967.82) |
| (2,756,748.90) | (3,054,561.48) | (2,781,117.75) | (4,072,785.98) | (2,500,680.35) |
| - | - | - | - | - |
| - | - | - | - | - |
| - | - | - | - | - |
| - | - | - | - | - |
| - | - | - | - | - |
| (21,407.95) | (20,923.95) | (24,815.00) | (24,311.33) | (28,402.01) |
| (2,000.00) | (2,000.00) | (2,000.00) | (2,600.00) | (3,200.00) |
| - | - | - | - | (205.63) |
| (6,430.00) | (8,616.00) | (8,646.00) | (8,646.00) | (10,830.00) |
| (1,536.00) | (1,560.00) | (1,560.00) | (1,560.00) | (1,776.00) |
| - | - | - | - | - |
| (661.00) | (501.00) | (501.00) | (501.00) | (501.00) |
| (20,038.00) | (21,613.00) | (20,653.00) | (30,701.00) | (32,949.00) |
| - | - | - | - | - |
| - | - | - | - | - |
| (21,033.55) | (21,033.55) | (21,033.55) | (21,033.55) | (21,033.55) |
| (73,106.50) | (76,247.50) | (79,208.55) | (89,352.88) | (98,897.19) |
| (15,236,061.37) | (15,508,484.84) | (8,111,836.36) | (12,746,577.57) | (11,791,741.88) |
| - | - | - | - | - |
| (4,618,128.52) | (4,634,232.28) | (4,650,336.04) | (4,666,439.80) | (4,681,511.56) |
| 460,664.95 | 460,664.95 | 460,664.95 | 460,664.95 | 460,664.95 |
| 143,374.51 | 143,374.51 | 143,374.51 | 143,374.51 | 143,374.51 |
| (4,014,089.06) | (4,030,192.82) | (4,046,296.58) | (4,062,400.34) | (4,077,472.10) |
| (366,636.08) | (373,868.88) | (366,702.46) | (359,553.73) | (347,284.00) |
| - | - | - | - | - |
| - | - | - | - | - |
| (19,270.39) | (42,220.87) | (40,139.97) | (38,059.07) | (35,978.17) |
| - | - | - | - | - |
| - | - | - | - | - |
| (385,906.47) | (416,089.75) | (406,842.43) | (397,612.80) | (383,262.17) |
| (12,896,706.34) | (12,991,652.01) | (12,732,597.68) | (12,827,543.35) | (12,573,489.02) |
| - | - | - | - | - |
| - | - | - | - | - |
| (1,607,497.67) | (1,602,103.38) | (1,596,709.09) | (1,591,314.80) | (1,585,920.51) |
| (903,906.95) | (900,991.12) | (898,075.29) | (895,159.46) | (892,243.63) |
| (197,174.00) | (195,657.28) | (194,140.56) | (192,623.84) | (191,107.12) |
| (115,039.89) | (114,698.52) | (114,357.15) | (114,015.78) | (113,674.41) |
| (316,029.52) | (315,123.99) | (314,218.46) | (313,312.93) | (312,407.40) |

| | | | | |
|-------------------------|-------------------------|-------------------------|-------------------------|-------------------------|
| - | - | (81,952.40) | (81,724.75) | (81,497.10) |
| (432,056.00) | (429,303.00) | (426,550.00) | (423,797.00) | (421,044.00) |
| (246,109.06) | (246,109.06) | (246,109.06) | (246,109.06) | (246,109.06) |
| (303,549.32) | (302,526.32) | (301,503.32) | (300,480.32) | (299,457.32) |
| (161,423.59) | (161,423.59) | (161,423.59) | (161,423.59) | (161,423.59) |
| - | - | - | - | - |
| (17,144,332.26) | (17,144,332.26) | (17,144,332.26) | (17,144,332.26) | (17,144,332.26) |
| (7,395,319.00) | (7,395,319.00) | (7,395,319.00) | (7,395,319.00) | (7,395,319.00) |
| 303,549.32 | 302,526.32 | 301,503.32 | 300,480.32 | 299,457.32 |
| - | - | - | - | - |
| 161,423.59 | 161,423.59 | 161,423.59 | 161,423.59 | 161,423.59 |
| (38,552,453.23) | (38,596,961.99) | (38,697,957.75) | (38,715,734.02) | (38,601,305.86) |
| (959,060.87) | (959,060.87) | (959,060.87) | (959,060.87) | (959,060.87) |
| (150,000.00) | (150,000.00) | (150,000.00) | (150,000.00) | (150,000.00) |
| (43,000.00) | (43,000.00) | (43,000.00) | (43,000.00) | (43,000.00) |
| (8,500.00) | (8,500.00) | (8,500.00) | (8,500.00) | (8,500.00) |
| (148,434.95) | (148,434.95) | (148,434.95) | (148,434.95) | (148,434.95) |
| (55,080.00) | (55,080.00) | (55,080.00) | (55,080.00) | (55,080.00) |
| (62,600.00) | (62,600.00) | (62,600.00) | (62,600.00) | (62,600.00) |
| (7,610.69) | (7,610.69) | (7,610.69) | (7,610.69) | (7,610.69) |
| (55,365.80) | (55,365.80) | (55,365.80) | (55,365.80) | (55,365.80) |
| (82,592.00) | (82,592.00) | (82,592.00) | (82,592.00) | (82,592.00) |
| (35,000.00) | (35,000.00) | (35,000.00) | (35,000.00) | (35,000.00) |
| (422,611.50) | (422,611.50) | (422,611.50) | (422,611.50) | (422,611.50) |
| (264,981.00) | (266,244.00) | (266,244.00) | (268,770.00) | (268,770.00) |
| (242,348.60) | (242,348.60) | (242,348.60) | (242,348.60) | (242,348.60) |
| (2,348,455.85) | (2,348,455.85) | (2,348,455.85) | (2,348,455.85) | (2,348,455.85) |
| (189,754.78) | (189,754.78) | (189,754.78) | (189,754.78) | (189,754.78) |
| (84,000.00) | (84,000.00) | (84,000.00) | (84,000.00) | (84,000.00) |
| (43,711,849.27) | (43,757,621.03) | (43,858,616.79) | (43,878,919.06) | (43,764,490.90) |
| 10,636,523.57 | 10,704,567.61 | 10,772,742.20 | 10,840,943.50 | 10,908,187.76 |
| (78,729,491.92) | (78,834,625.61) | (78,683,374.55) | (78,723,240.93) | (78,274,180.92) |
| (285,595,326.10) | (285,655,173.53) | (285,312,408.54) | (289,545,021.68) | (288,729,010.54) |
| - | - | - | - | - |

| | 7 | 8 | 9 | 10 | 11 |
|---------------------|---------------------|---------------------|---------------------|---------------------|---------------------|
| Jul-20 | Aug-20 | Sep-20 | Oct-20 | Nov-20 | |
| 639,329.93 | 639,329.93 | 639,329.93 | 639,329.93 | 639,329.93 | 639,329.93 |
| - | - | - | - | - | - |
| - | - | - | - | - | - |
| - | - | - | - | - | - |
| - | - | - | - | - | - |
| 228,178.93 | 228,178.93 | 228,178.93 | 228,178.93 | 228,178.93 | 228,178.93 |
| - | - | - | - | - | - |
| 552,513.16 | 552,513.16 | 552,513.16 | 552,513.16 | 552,513.16 | 552,513.16 |
| 688,358.24 | 688,358.24 | 688,358.24 | 688,358.24 | 688,358.24 | 688,358.24 |
| - | - | - | - | - | - |
| - | - | - | - | - | - |
| - | - | - | - | - | - |
| 2,108,380.26 | 2,108,380.26 | 2,108,380.26 | 2,108,380.26 | 2,108,380.26 | 2,108,380.26 |
| 4,857,474.74 | 4,857,474.74 | 4,937,431.38 | 4,937,431.38 | 4,937,431.38 | 4,937,431.38 |
| - | - | - | - | - | - |
| 404,000.00 | 404,000.00 | 404,000.00 | 404,000.00 | 404,000.00 | 404,000.00 |
| - | - | - | - | - | - |
| - | - | - | - | - | - |
| 3,215,625.89 | 3,215,625.89 | 3,215,625.89 | 3,215,625.89 | 3,215,625.89 | 3,215,625.89 |
| - | - | - | - | - | - |
| - | - | - | - | - | - |
| 25,289.68 | 25,289.68 | 25,289.68 | 25,289.68 | 25,289.68 | 25,289.68 |
| - | - | - | - | - | - |
| - | - | - | - | - | - |
| - | - | - | - | - | - |
| 3,772.19 | 3,772.19 | 3,772.19 | 3,772.19 | 3,772.19 | 3,772.19 |
| 2,899,651.58 | 2,899,651.58 | 2,899,651.58 | 2,899,651.58 | 2,899,651.58 | 2,899,651.58 |
| 65,787.00 | 65,787.00 | 65,787.00 | 65,787.00 | 65,787.00 | 65,787.00 |
| - | - | - | - | - | - |
| - | - | - | - | - | - |
| - | - | - | - | - | - |
| 178,190.83 | 178,190.83 | 178,190.83 | 178,190.83 | 178,190.83 | 178,190.83 |
| 7,449,164.44 | 7,449,164.44 | 7,449,164.44 | 7,449,164.44 | 7,449,164.44 | 7,449,164.44 |
| 20,460.19 | 20,460.19 | 20,460.19 | 20,460.19 | 20,460.19 | 20,460.19 |
| - | - | - | - | - | - |
| 24,199,617.50 | 24,199,617.50 | 24,199,617.50 | 24,199,617.50 | 24,199,617.50 | 24,199,617.50 |
| 515,588.07 | 515,588.07 | 515,588.07 | 515,588.07 | 515,588.07 | 515,588.07 |
| 292,020.00 | 292,020.00 | 292,020.00 | 292,020.00 | 292,020.00 | 292,020.00 |
| 4,992,727.87 | 4,992,727.87 | 4,992,727.87 | 4,992,727.87 | 4,992,727.87 | 4,992,727.87 |
| - | - | - | - | - | - |
| - | - | - | - | - | - |
| - | - | - | - | - | - |
| - | - | - | - | - | - |
| - | - | - | - | - | - |
| 6,613,715.17 | 6,613,715.17 | 6,728,161.40 | 6,728,161.40 | 6,728,161.40 | 6,728,161.40 |

| | | | | |
|----------------------|----------------------|----------------------|----------------------|----------------------|
| 1,182,109.55 | 1,182,109.55 | 1,182,109.55 | 1,182,109.55 | 1,182,109.55 |
| 228,840.91 | 228,840.91 | 228,840.91 | 228,840.91 | 228,840.91 |
| - | - | - | - | - |
| - | - | - | - | - |
| 1,543.33 | 1,543.33 | 1,543.33 | 1,543.33 | 1,543.33 |
| 3,759,467.57 | 3,759,467.57 | 3,759,467.57 | 3,759,467.57 | 3,759,467.57 |
| 60,905,046.51 | 60,905,046.51 | 61,099,449.38 | 61,099,449.38 | 61,099,449.38 |
| 1,272,373.64 | 1,272,373.64 | 1,272,373.64 | 1,272,373.64 | 1,272,373.64 |
| 5,436,461.13 | 5,436,461.13 | 5,435,863.02 | 5,435,863.02 | 5,435,863.02 |
| - | - | - | - | - |
| - | - | - | - | - |
| - | - | - | - | - |
| - | - | - | - | - |
| 720,949.33 | 722,984.23 | 717,387.33 | 717,387.33 | 827,907.97 |
| 6,047.12 | 6,047.12 | 6,047.12 | 6,047.12 | 6,047.12 |
| 13,889.74 | 13,889.74 | 13,889.74 | 15,416.80 | 15,416.80 |
| - | - | - | - | - |
| - | - | - | - | - |
| - | - | - | - | - |
| 15,857.20 | 15,857.20 | 15,857.20 | 15,857.20 | 15,857.20 |
| 248,484.33 | 248,484.33 | 248,484.33 | 248,484.33 | 248,484.33 |
| 54,759.15 | 54,759.15 | 54,759.15 | 54,759.15 | 54,759.15 |
| - | - | - | - | - |
| - | - | - | - | - |
| - | - | - | - | - |
| 746,174.21 | 746,174.21 | 746,174.21 | 746,174.21 | 746,174.21 |
| - | - | - | - | - |
| - | - | - | - | - |
| - | - | - | - | - |
| - | - | - | - | - |
| 78,163.51 | 78,163.51 | 78,163.51 | 78,163.51 | 78,163.51 |
| 13,500.00 | 13,500.00 | 13,500.00 | 13,500.00 | 13,500.00 |
| - | - | - | - | - |
| 15,941,027.59 | 15,941,027.59 | 15,941,027.59 | 15,941,027.59 | 15,941,027.59 |
| - | - | - | - | - |
| 1,540,594.28 | 1,540,594.28 | 1,540,594.28 | 1,540,594.28 | 1,540,594.28 |
| - | - | - | - | - |
| 26,088,281.23 | 26,090,316.13 | 26,084,121.12 | 26,085,648.18 | 26,196,168.82 |
| (384,880.18) | (384,880.18) | (384,880.18) | (384,880.18) | (384,880.18) |
| (460,025.00) | (460,025.00) | (460,025.00) | (460,025.00) | (460,025.00) |
| 368,011.55 | 369,414.06 | 370,816.58 | 372,219.10 | 373,621.61 |
| 228,045.25 | 228,894.87 | 229,744.49 | 230,594.11 | 231,443.73 |
| - | - | - | - | - |
| - | - | - | - | - |
| - | - | - | - | - |
| - | - | - | - | - |
| 8,459,084.08 | 8,459,084.08 | 8,459,084.08 | 8,459,084.08 | 8,459,084.08 |
| 322,272.32 | 322,272.32 | 322,272.32 | 322,272.32 | 322,272.32 |
| 360,604.84 | 360,604.84 | 360,604.84 | 360,604.84 | 360,604.84 |
| 5,835,873.38 | 5,835,873.38 | 5,836,968.54 | 5,836,968.54 | 5,852,129.04 |
| 239,018.36 | 239,018.36 | 239,018.36 | 239,018.36 | 239,018.36 |

| | | | | |
|---------------|---------------|---------------|---------------|---------------|
| 13,079,919.08 | 13,079,919.08 | 13,079,919.08 | 13,079,919.08 | 13,079,919.08 |
| 1,440,589.96 | 1,440,589.96 | 1,440,589.96 | 1,440,589.96 | 1,440,589.96 |
| 531,932.04 | 531,932.04 | 531,932.04 | 531,932.04 | 531,932.04 |
| 235,507.36 | 235,507.36 | 235,507.36 | 235,507.36 | 235,507.36 |
| - | - | - | - | - |
| 43,160,216.71 | 43,160,216.71 | 43,397,634.87 | 43,397,124.08 | 43,511,436.65 |
| 122,253.28 | 122,253.28 | 122,253.28 | 122,253.28 | 122,253.28 |
| - | - | - | - | - |
| - | - | - | - | - |
| - | - | - | - | - |
| - | - | - | - | - |
| 2,599,541.35 | 2,599,179.25 | 2,598,828.79 | 2,598,828.79 | 2,613,542.69 |
| 49,003.13 | 49,003.13 | 49,003.13 | 49,003.13 | 49,003.13 |
| 17,437.67 | 17,437.67 | 17,437.67 | 17,437.67 | 17,437.67 |
| 64,058.55 | 64,058.55 | 64,058.55 | 64,058.55 | 64,058.55 |
| 57,057.40 | 60,678.39 | 64,183.01 | 64,183.01 | 67,872.54 |
| - | - | - | - | - |
| - | - | - | - | - |
| 25,236,488.91 | 25,236,488.91 | 25,236,488.91 | 25,236,488.91 | 25,236,488.91 |
| - | - | - | - | - |
| - | - | - | - | - |
| - | - | - | - | - |
| - | - | - | - | - |
| 1,482,092.25 | 1,482,092.25 | 1,482,092.25 | 1,482,092.25 | 1,482,092.25 |
| 4,719,143.25 | 4,719,143.25 | 4,718,850.11 | 4,722,151.76 | 4,733,302.69 |
| - | - | - | - | - |
| - | - | - | - | - |
| - | - | - | - | - |
| - | - | - | - | - |
| - | - | - | - | - |
| - | - | - | - | - |
| 3,580,624.07 | 3,582,304.31 | 3,603,115.39 | 3,603,115.39 | 3,640,261.20 |
| 7,087,606.51 | 7,107,684.69 | 7,124,563.34 | 7,138,976.92 | 7,150,889.88 |
| 1,854,100.56 | 1,866,218.99 | 1,872,592.50 | 1,878,386.60 | 1,886,067.49 |
| 4,454,535.76 | 4,464,740.50 | 4,468,632.63 | 4,477,030.61 | 4,480,725.70 |
| - | - | - | - | - |
| 2,441,797.54 | 2,451,309.63 | 2,442,732.39 | 2,446,809.42 | 2,450,422.68 |
| - | - | - | - | - |
| - | - | - | - | - |
| - | - | - | - | - |
| - | - | - | - | - |
| - | - | - | - | - |
| - | - | - | - | - |
| - | - | - | - | - |
| - | - | - | - | - |
| - | - | - | - | - |
| - | - | - | - | - |
| - | - | - | - | - |
| - | - | - | - | - |
| - | - | - | - | - |
| - | - | - | - | - |
| - | - | - | - | - |
| - | - | - | - | - |
| - | - | - | - | - |
| - | - | - | - | - |
| 2,565.20 | 2,565.20 | 2,565.20 | 2,565.20 | 2,565.20 |
| 3,073,130.29 | 3,073,130.29 | 3,094,113.31 | 3,095,870.69 | 3,100,361.73 |
| - | - | - | - | - |
| - | - | - | - | - |

| | | | | |
|------------------------|------------------------|------------------------|------------------------|------------------------|
| 100,205.95 | 100,205.95 | 100,205.95 | 100,205.95 | 100,205.95 |
| 1,762,379.36 | 1,762,379.36 | 1,762,379.36 | 1,762,379.36 | 1,762,379.36 |
| 900.00 | 900.00 | 900.00 | 900.00 | 900.00 |
| - | - | - | - | - |
| - | - | - | - | - |
| - | - | - | - | - |
| 30,352.30 | 30,352.30 | 30,352.30 | 30,352.30 | 30,352.30 |
| 565.00 | 565.00 | 565.00 | 565.00 | 565.00 |
| 97,067.72 | 97,067.72 | 97,067.72 | 97,067.72 | 97,067.72 |
| 295,946.98 | 295,946.98 | 295,946.98 | 295,946.98 | 295,946.98 |
| - | - | - | - | - |
| - | - | - | - | - |
| - | - | - | - | - |
| - | - | - | - | - |
| 132,545,022.78 | 132,604,127.48 | 132,908,115.11 | 132,947,598.18 | 133,177,416.79 |
| 532,103.41 | 532,103.41 | 532,103.41 | 532,103.41 | 532,103.41 |
| 3,514,730.40 | 3,514,730.40 | 3,504,373.40 | 3,507,761.32 | 3,507,761.32 |
| 751,628.57 | 757,984.57 | 751,974.05 | 751,974.05 | 751,974.05 |
| - | - | - | - | - |
| 182,670.47 | 182,670.47 | 182,670.47 | 182,670.47 | 182,670.47 |
| 376,133.08 | 376,133.08 | 376,133.08 | 376,133.08 | 376,133.08 |
| 1,075,285.31 | 1,075,285.31 | 1,075,285.31 | 1,075,285.31 | 1,075,285.31 |
| - | - | - | - | - |
| - | - | - | - | - |
| - | - | - | - | - |
| - | - | - | - | - |
| 8,391,916.24 | 8,412,657.21 | 8,426,590.35 | 8,448,343.58 | 8,508,020.17 |
| 775,041.74 | 786,835.98 | 783,170.98 | 783,170.98 | 783,170.98 |
| - | - | - | - | - |
| 15,599,509.22 | 15,638,400.43 | 15,632,301.05 | 15,657,442.20 | 15,717,118.79 |
| 28,856.17 | 28,856.17 | 28,856.17 | 28,856.17 | 28,856.17 |
| 229,132.31 | 229,132.31 | 229,132.31 | 229,132.31 | 229,132.31 |
| 257,988.48 | 257,988.48 | 257,988.48 | 257,988.48 | 257,988.48 |
| 237,504,228.48 | 237,604,259.29 | 238,090,355.40 | 238,156,506.68 | 238,556,522.52 |
| (81,040,515.48) | (81,551,445.61) | (82,006,248.47) | (82,489,310.43) | (83,006,934.39) |
| 6,417,559.38 | 6,419,242.03 | 6,460,828.32 | 6,462,126.37 | 6,490,301.88 |
| 6,623,286.40 | 6,614,349.61 | 6,653,019.95 | 6,668,486.74 | 6,668,486.74 |
| 3,531,600.00 | 3,531,600.00 | 3,531,600.00 | 3,531,600.00 | 3,531,600.00 |
| (64,468,069.70) | (64,986,253.97) | (65,360,800.20) | (65,827,097.32) | (66,316,545.77) |
| 173,036,158.78 | 172,618,005.32 | 172,729,555.20 | 172,329,409.36 | 172,239,976.75 |
| (16,666.35) | (8,240.14) | (10,155.26) | (10,082.84) | (9,963.54) |
| 687,571.76 | 1,097,089.57 | 1,364,219.11 | 1,812,033.95 | 2,648,351.53 |
| 182,165.18 | 291,270.84 | 381,585.69 | 429,061.75 | 704,556.95 |
| 195,005.09 | 208,278.46 | 215,641.28 | 242,156.14 | 244,329.38 |
| 1,048,075.68 | 1,588,398.73 | 1,951,290.82 | 2,473,169.00 | 3,587,274.32 |
| 174,084,234.46 | 174,206,404.05 | 174,680,846.02 | 174,802,578.36 | 175,827,251.07 |

| | | | | |
|---------------------|---------------------|---------------------|---------------------|---------------------|
| 2,000.00 | 2,038.73 | 2,000.00 | 2,000.00 | 2,000.00 |
| 2,000.00 | 2,000.00 | 2,000.00 | 2,000.00 | 2,000.00 |
| 2,000.00 | 2,000.00 | 2,000.00 | 2,000.00 | 2,000.00 |
| - | - | - | - | - |
| - | - | - | - | - |
| - | - | - | - | - |
| - | - | - | - | - |
| - | - | - | - | - |
| 1,051,869.14 | 1,251,446.92 | 1,452,758.29 | 1,383,859.89 | 1,206,399.56 |
| - | - | - | - | - |
| - | - | - | - | - |
| - | - | - | - | - |
| - | - | - | - | - |
| 2,318,815.74 | 3,045,984.53 | 1,440,299.81 | 1,485,314.87 | 1,350,685.52 |
| (3,283,673.38) | (3,169,867.58) | 1,577,518.47 | 1,258,893.63 | 817,583.11 |
| 712,682.67 | 1,436,596.21 | 2,960,592.33 | 1,880,079.22 | 676,102.34 |
| 1,979,395.59 | 2,653,937.57 | 796,466.46 | 1,156,753.83 | 1,612,675.58 |
| - | - | - | - | - |
| 45.00 | 45.00 | 45.00 | 45.00 | 45.00 |
| 5,474.84 | 5,474.84 | 5,474.84 | 5,474.84 | 5,474.84 |
| - | - | 18,236.29 | 18,236.29 | 18,236.29 |
| - | - | - | - | - |
| 843,487.33 | 782,452.91 | 752,727.27 | 808,019.65 | 845,308.96 |
| - | - | - | - | - |
| - | - | - | - | - |
| - | - | - | - | - |
| - | - | - | - | - |
| - | - | - | - | - |
| 3,634,096.93 | 6,012,109.13 | 9,010,118.76 | 8,002,677.22 | 6,538,511.20 |
| - | - | - | - | - |
| 2,812,689.34 | 3,371,175.75 | 2,791,688.51 | 3,100,551.51 | 2,332,963.52 |
| - | - | - | - | - |
| 23,065.54 | 12,661.26 | 21,872.50 | 32,295.66 | 31,390.14 |
| 252,207.18 | 252,207.18 | 252,291.18 | 252,207.18 | 252,207.18 |
| - | - | - | - | - |
| 4,738.12 | 5,445.21 | 6,773.40 | 7,747.37 | 7,603.03 |
| (25,000.00) | (25,000.00) | (25,000.00) | (25,000.00) | (25,176.80) |
| (6,885.72) | (6,885.72) | (8,029.51) | (7,559.93) | (7,559.93) |
| 3,060,814.46 | 3,609,603.68 | 3,039,596.08 | 3,360,241.79 | 2,591,427.14 |
| - | - | - | - | - |
| 3,603,192.00 | 2,940,163.00 | 2,940,658.00 | 2,031,274.00 | 1,842,763.00 |
| 20,758.59 | 20,758.59 | 20,758.59 | 20,758.59 | 20,758.59 |
| - | - | - | - | - |
| 3,623,950.59 | 2,960,921.59 | 2,961,416.59 | 2,052,032.59 | 1,863,521.59 |
| 378,240.83 | 389,684.22 | 376,861.11 | 365,816.70 | 357,604.68 |
| 100,297.33 | 102,515.40 | 113,080.37 | 102,167.28 | 106,606.87 |
| 1,257.35 | 1,244.79 | 885.27 | 878.64 | 878.64 |
| - | - | - | - | - |
| 117,803.11 | 106,137.15 | 107,294.86 | 110,745.42 | 116,728.00 |
| (75.13) | (75.13) | (75.13) | (75.13) | (75.13) |

| | | | | |
|----------------------|----------------------|----------------------|----------------------|----------------------|
| 20,553.11 | 20,553.11 | 20,553.11 | 20,553.11 | 20,553.11 |
| - | - | - | - | - |
| - | - | - | - | - |
| - | - | - | - | - |
| 10,449.42 | 8,069.02 | 5,126.84 | 6,191.49 | 3,820.93 |
| - | - | - | - | - |
| - | - | - | - | - |
| - | - | - | - | - |
| 628,526.02 | 628,128.56 | 623,726.43 | 606,277.51 | 606,117.10 |
| 129,373.11 | 137,726.85 | 146,913.85 | 99,042.28 | 51,007.37 |
| - | - | - | - | - |
| 414,020.77 | 414,763.67 | 398,542.93 | 448,846.89 | 409,883.35 |
| 495,381.51 | 247,690.75 | - | - | 1,226,675.19 |
| - | - | - | - | - |
| - | - | - | - | - |
| 28,199.00 | 28,199.00 | 28,199.00 | 28,199.00 | 28,199.00 |
| 44,657.10 | 29,845.46 | 53,437.59 | 38,334.26 | 38,334.26 |
| 278,370.64 | 262,361.15 | 229,154.59 | 261,129.91 | 261,654.33 |
| - | 252,408.00 | - | - | - |
| - | - | - | - | - |
| (25,454.43) | (25,454.43) | (25,454.43) | (25,454.43) | (25,454.43) |
| 1,364,547.70 | 1,347,540.45 | 830,793.53 | 850,097.91 | 1,990,299.07 |
| 19,869,521.49 | 18,782,071.74 | 20,855,891.81 | 22,069,398.03 | 23,630,732.55 |
| 2,049.56 | 2,281.41 | 2,513.31 | 2,513.83 | 2,514.35 |
| 1,436,074.03 | 1,627,760.69 | 1,190,444.37 | 1,338,591.55 | 1,427,062.77 |
| 215,865.75 | 258,164.50 | 164,211.97 | 180,320.97 | 209,588.84 |
| 12,954.74 | 12,954.74 | 12,954.74 | 12,954.74 | 12,954.74 |
| 1,982,212.96 | 2,432,978.89 | 2,365,198.95 | 2,580,941.53 | 2,914,635.13 |
| 23,518,678.53 | 23,116,211.97 | 24,591,215.15 | 26,184,720.65 | 28,197,488.38 |
| 35,830,614.23 | 37,674,515.38 | 41,056,866.54 | 41,056,047.67 | 41,787,364.48 |
| - | - | - | - | - |
| - | - | - | - | - |
| - | - | - | - | - |
| - | - | - | - | - |
| 63,620,054.79 | 63,459,160.21 | 63,298,265.64 | 63,137,371.06 | 62,976,476.48 |
| - | - | - | - | - |
| - | - | - | - | - |
| - | - | - | - | - |
| - | - | - | - | - |
| - | - | - | - | - |
| - | - | - | - | - |
| - | - | - | - | - |
| - | - | - | - | - |
| 20,077.33 | 19,691.53 | 19,305.72 | 18,919.92 | 18,534.12 |
| - | - | - | - | - |
| - | - | - | - | - |
| - | - | - | - | - |

| | | | | |
|------------|------------|------------|------------|------------|
| - | - | - | - | - |
| - | - | 406.71 | 406.71 | - |
| - | - | 31.50 | 31.50 | - |
| 418.22 | 295.20 | 172.19 | 49.17 | - |
| 8,827.07 | 8,689.23 | 8,551.40 | 8,413.56 | 8,275.73 |
| 4,828.72 | 4,752.02 | 4,675.33 | 4,598.63 | 4,521.94 |
| - | - | - | - | - |
| - | - | - | - | - |
| - | - | - | - | - |
| - | - | - | - | - |
| - | - | - | - | - |
| - | - | - | - | - |
| - | - | - | - | - |
| 10,533.23 | 10,533.23 | 10,533.23 | 10,533.23 | 10,533.23 |
| 173,145.10 | 174,572.60 | 175,493.10 | 175,493.10 | 175,493.10 |
| 785,634.50 | 785,634.50 | 783,909.50 | 793,781.45 | 793,781.45 |
| - | - | - | - | - |
| - | - | - | - | - |
| - | - | - | - | - |
| - | - | - | - | - |
| - | - | - | - | - |
| - | - | - | - | - |
| 10,128.42 | 10,042.62 | 9,956.81 | 9,871.01 | 9,785.20 |
| - | - | - | - | - |
| - | - | - | - | - |
| 1,681.81 | 1,496.26 | 1,310.71 | 1,125.15 | 939.59 |
| - | - | - | - | - |
| 5,260.35 | 4,932.88 | 4,605.41 | 4,277.95 | 3,950.49 |
| - | - | - | - | - |
| - | - | - | - | - |
| - | - | - | - | - |
| 6,661.63 | 6,481.76 | 6,301.86 | 6,121.98 | 5,942.09 |
| 8,387.79 | 8,161.02 | 7,934.24 | 7,707.47 | 7,480.69 |
| 16,913.02 | 16,690.48 | 16,467.94 | 16,245.40 | 16,022.86 |
| 9,533.36 | 9,350.03 | 9,166.70 | 8,983.37 | 8,800.04 |
| 6,732.24 | 6,312.52 | 5,892.81 | 5,473.09 | 5,053.38 |
| 8,360.39 | 8,279.66 | 8,198.93 | 8,118.20 | 8,037.47 |
| 34,083.97 | 33,760.74 | 33,437.51 | 33,114.28 | 32,791.05 |
| - | - | - | - | - |
| 1,211.72 | 1,200.80 | 1,189.88 | 1,178.96 | 1,168.04 |
| 5,604.25 | 5,411.00 | 5,217.75 | 5,024.50 | 4,831.25 |
| 14,758.94 | 14,617.03 | 14,475.12 | 14,333.21 | 14,191.30 |
| - | - | - | - | - |
| - | - | - | - | - |
| - | - | - | - | - |
| 9,575.75 | 9,234.25 | 8,892.74 | 8,551.24 | 8,209.73 |
| 5,344.05 | 5,203.46 | 5,062.80 | 4,922.19 | 4,781.55 |
| - | - | - | - | - |
| 19,546.65 | 18,874.89 | 18,203.09 | 17,531.33 | 16,859.51 |
| 12,746.40 | 12,435.52 | 12,124.62 | 11,813.76 | 11,502.90 |
| 9,050.37 | 8,904.40 | 8,758.43 | 8,612.46 | 8,466.49 |
| - | - | - | - | - |
| 60,693.17 | 59,212.86 | 57,732.49 | 56,252.25 | 54,772.02 |

| | | | | |
|-----------------------|-----------------------|-----------------------|-----------------------|-----------------------|
| - | - | - | - | - |
| - | - | - | - | - |
| - | - | - | - | - |
| - | - | - | - | - |
| - | - | - | - | - |
| - | - | - | - | - |
| - | - | - | - | - |
| - | - | - | - | - |
| - | - | - | - | - |
| - | - | - | - | - |
| - | - | - | - | - |
| 40,461.09 | 39,830.95 | 39,200.80 | 38,570.66 | 37,940.51 |
| - | - | - | - | - |
| - | - | - | - | - |
| 329,655.40 | 325,742.54 | 321,829.69 | 317,916.85 | 314,004.02 |
| - | - | - | - | - |
| - | - | - | - | - |
| - | - | - | - | - |
| - | - | - | - | - |
| - | - | - | - | - |
| 10,061,824.19 | 10,032,253.36 | 10,002,682.53 | 9,973,111.70 | 9,943,540.87 |
| 1,066,722.50 | 1,065,160.00 | 1,063,597.50 | 1,062,035.00 | 1,060,472.50 |
| - | - | - | - | - |
| - | - | - | - | - |
| 76,368,456.42 | 76,166,917.55 | 75,963,584.68 | 75,770,490.34 | 75,567,159.60 |
| - | - | - | - | - |
| - | - | - | - | - |
| 2,954.08 | 2,954.08 | 2,954.08 | 2,954.08 | 2,954.08 |
| - | - | - | - | - |
| - | - | - | - | - |
| - | - | - | - | - |
| 4,266,309.12 | 4,270,703.21 | 15,566,127.07 | 15,310,663.92 | 15,054,352.29 |
| - | - | - | - | - |
| 80,637,719.62 | 80,440,574.84 | 91,532,665.83 | 91,084,108.34 | 90,624,465.97 |
| 290,552,568.31 | 292,321,494.27 | 307,270,378.39 | 306,942,734.37 | 308,239,081.52 |
| (30,000.00) | (30,000.00) | (30,000.00) | (30,000.00) | (30,000.00) |
| (101,130,971.74) | (101,130,971.74) | (101,130,971.74) | (101,130,971.74) | (101,130,971.74) |
| - | - | - | - | - |
| - | - | - | - | - |
| - | - | - | - | - |
| (1,367,449.49) | (1,973,077.69) | (2,597,237.11) | (2,326,715.11) | (1,745,961.70) |

| | | | | |
|-------------------------|-------------------------|-------------------------|-------------------------|-------------------------|
| (102,528,421.23) | (103,134,049.43) | (103,758,208.85) | (103,487,686.85) | (102,906,933.44) |
| - | - | - | - | - |
| (1,271,831.00) | (1,271,831.00) | (1,271,831.00) | (1,271,831.00) | (1,271,831.00) |
| (14,832.56) | (12,978.39) | (11,124.22) | (9,270.05) | (7,415.88) |
| - | - | - | - | - |
| (1,519,274.50) | (1,505,852.66) | (1,492,391.81) | (1,478,891.84) | (1,465,352.63) |
| (161,961.08) | (161,033.08) | (160,098.08) | (159,156.08) | (158,207.08) |
| (498,663.52) | (496,260.52) | (493,837.52) | (491,394.09) | (488,931.52) |
| (111,681.00) | (111,099.00) | (110,512.00) | (109,921.00) | (109,325.00) |
| (37,948.00) | (37,770.00) | (37,590.00) | (37,409.00) | (37,226.00) |
| (517,009.19) | (513,629.19) | (510,241.19) | (506,845.42) | (503,440.19) |
| - | - | - | - | - |
| - | - | - | - | - |
| - | - | - | - | - |
| - | - | - | - | - |
| - | - | - | - | - |
| - | - | - | - | - |
| - | - | - | - | - |
| - | - | - | - | - |
| (1,736,809.99) | (1,728,771.44) | (1,720,716.39) | (1,712,644.79) | (1,704,556.62) |
| (35,505,000.00) | (35,505,000.00) | - | - | - |
| (4,725,000.00) | (4,725,000.00) | (4,725,000.00) | (4,725,000.00) | (4,725,000.00) |
| (261,706.70) | (260,509.83) | (259,310.35) | (258,108.25) | (256,903.54) |
| (2,675,520.69) | (2,664,131.69) | (2,652,724.69) | (2,641,298.69) | (2,629,853.69) |
| (17,710,000.00) | (17,710,000.00) | - | - | - |
| (1,510,000.00) | (1,510,000.00) | - | - | - |
| (1,056,002.44) | (1,054,177.20) | (1,052,344.56) | (1,050,504.51) | (1,048,657.02) |
| (4,460,000.00) | (4,460,000.00) | (4,460,000.00) | (4,460,000.00) | (4,460,000.00) |
| (805,000.00) | (805,000.00) | (805,000.00) | (805,000.00) | (805,000.00) |
| (7,945,000.00) | (7,945,000.00) | (7,945,000.00) | (7,945,000.00) | (7,945,000.00) |
| - | - | - | - | - |
| (2,859,754.35) | (2,859,754.35) | (2,859,754.35) | (3,192,381.85) | (3,151,777.98) |
| (5,419,548.13) | (5,419,548.13) | (5,401,391.68) | (5,392,275.08) | (5,383,132.80) |
| (7,000,000.00) | (7,000,000.00) | (7,000,000.00) | (7,000,000.00) | (7,000,000.00) |
| (255,000.00) | (255,000.00) | (255,000.00) | (255,000.00) | (255,000.00) |
| - | - | (72,420,000.00) | (72,420,000.00) | (72,420,000.00) |
| (109,205.02) | (108,263.60) | (107,322.18) | (106,380.76) | (105,439.33) |
| (353,555.97) | (350,836.30) | (348,116.63) | (345,396.96) | (342,677.29) |
| (77,823.70) | (77,196.08) | (76,568.46) | (75,940.84) | (75,313.22) |
| (27,062.86) | (26,857.84) | (26,652.82) | (26,447.80) | (26,242.78) |
| (250,362.28) | (249,582.34) | (248,802.40) | (248,022.46) | (247,242.52) |
| - | - | - | - | - |
| (98,875,552.98) | (98,825,082.64) | (116,451,330.33) | (116,724,120.47) | (116,623,526.09) |
| (1,464,377.50) | (1,769,214.58) | (2,324,421.64) | (2,643,921.51) | (3,274,340.54) |
| - | - | - | - | - |
| (1,271,831.00) | (1,271,831.00) | (1,271,831.00) | (1,271,831.00) | (1,271,831.00) |
| (22,250.04) | (22,250.04) | (22,250.04) | (22,250.04) | (22,250.04) |
| (158,059.85) | (158,519.28) | (158,980.04) | (159,442.14) | (159,905.58) |
| (10,571.00) | (10,657.00) | (10,743.00) | (10,829.00) | (10,915.00) |

| | | | | |
|-----------------------|-----------------------|-----------------------|-----------------------|-----------------------|
| (27,308.00) | (27,542.00) | (27,777.00) | (28,012.57) | (28,249.00) |
| (6,628.00) | (6,683.00) | (6,738.00) | (6,793.00) | (6,848.00) |
| (2,023.00) | (2,040.00) | (2,058.00) | (2,076.00) | (2,094.00) |
| (39,918.00) | (40,016.00) | (40,114.00) | (40,212.23) | (40,311.00) |
| (2,400,000.00) | (2,400,000.00) | - | - | - |
| - | - | - | - | - |
| (95,187.40) | (95,382.85) | (95,578.70) | (95,774.96) | (95,971.62) |
| (1,190,000.00) | (1,190,000.00) | - | - | - |
| (105,000.00) | (105,000.00) | (105,000.00) | (105,000.00) | (105,000.00) |
| (14,160.96) | (14,191.83) | (14,222.77) | (14,253.78) | (14,284.85) |
| (135,225.00) | (135,446.00) | (135,667.00) | (135,889.00) | (136,111.00) |
| (620,000.00) | (620,000.00) | - | - | - |
| (115,000.00) | (115,000.00) | - | - | - |
| (21,329.83) | (21,417.70) | (21,505.72) | (21,593.88) | (21,682.21) |
| - | - | - | - | - |
| (95,000.00) | (95,000.00) | (95,000.00) | (95,000.00) | (95,000.00) |
| (135,000.00) | (135,000.00) | (135,000.00) | (135,000.00) | (135,000.00) |
| - | - | - | - | - |
| - | - | - | - | (40,603.87) |
| (80,451.87) | (80,451.87) | (98,608.32) | (107,724.92) | (108,028.35) |
| - | - | - | - | - |
| (125,000.00) | (125,000.00) | (125,000.00) | (125,000.00) | (125,000.00) |
| - | - | (1,210,000.00) | (1,210,000.00) | (1,210,000.00) |
| (11,297.07) | (11,297.07) | (11,297.07) | (11,297.08) | (11,297.07) |
| (32,636.04) | (32,636.04) | (32,636.04) | (32,636.04) | (32,636.04) |
| (7,531.44) | (7,531.44) | (7,531.44) | (7,531.44) | (7,531.44) |
| (2,460.24) | (2,460.24) | (2,460.24) | (2,460.24) | (2,460.24) |
| (9,359.28) | (9,359.28) | (9,359.28) | (9,359.28) | (9,359.28) |
| (8,197,605.52) | (8,503,927.22) | (5,963,779.30) | (6,293,888.11) | (6,966,710.13) |
| - | - | - | - | - |
| (467,497.50) | (804,360.73) | (1,161,303.04) | (349,261.06) | (483,724.67) |
| (3,136.41) | (3,559.39) | (2,815.53) | (9,779.40) | (6,262.18) |
| (83,647.99) | (303,091.82) | (165,526.63) | (224,984.47) | (1,030,424.82) |
| - | - | - | - | - |
| - | - | - | - | - |
| - | - | - | - | - |
| - | - | - | - | - |
| (84,136.00) | (168,272.00) | - | (331,826.76) | (232,742.50) |
| 4,071.95 | 5,667.38 | 4,140.80 | 2,535.95 | 5,667.38 |
| - | - | - | - | - |
| - | - | - | - | - |
| (612,442.92) | (924,996.26) | (312,601.98) | (640,847.82) | (926,186.85) |
| - | - | - | - | - |
| (4,262.31) | (6,374.63) | (8,838.23) | (11,206.99) | (13,240.40) |
| (5,487.43) | (4,291.23) | (5,662.36) | - | (4,393.09) |
| - | - | (16,839.19) | - | - |
| - | - | (3,719.93) | - | - |
| (355.00) | (284.00) | (355.00) | - | (204.00) |
| 365.69 | 365.69 | 365.69 | 365.69 | 365.69 |
| (1,800.39) | (1,531.17) | (2,014.15) | (1,720.33) | (1,487.77) |
| (54.03) | (42.95) | (59.25) | (22.54) | (11.90) |
| (457.40) | (158.87) | 44.85 | (441.79) | 98.74 |

| | | | | |
|------------------------|------------------------|-----------------------|-----------------------|------------------------|
| 34.12 | 72.22 | (14.18) | 32.56 | 90.52 |
| (881.75) | (763.36) | (933.77) | (801.40) | (693.59) |
| (547,511.28) | (481,978.62) | (574,689.72) | (190,226.45) | (308,024.90) |
| (522,983.17) | (464,281.95) | (253,732.72) | (242,391.31) | (235,237.73) |
| (186,196.02) | (229,746.62) | (110,228.93) | (188,662.65) | (245,048.90) |
| (14,073.60) | (16,804.11) | (8,154.60) | (13,478.17) | (3,004.81) |
| (241,429.75) | (232,923.17) | (213,620.63) | (233,312.82) | (238,252.26) |
| (2,771,881.19) | (3,637,355.59) | (2,836,558.50) | (2,436,029.76) | (3,722,718.04) |
| - | - | - | - | - |
| - | - | - | - | - |
| - | - | - | - | - |
| - | - | - | - | - |
| - | - | - | - | - |
| (31,315.01) | (28,370.01) | (29,627.04) | (28,482.04) | (25,383.95) |
| (3,800.00) | (4,200.00) | (3,800.00) | (3,600.00) | (3,600.00) |
| (205.63) | (205.63) | (205.63) | (205.63) | (205.63) |
| (11,953.00) | (13,076.00) | (15,322.00) | (15,322.00) | (2,246.50) |
| (2,400.00) | (1,782.00) | (1,782.00) | (1,890.00) | (1,674.00) |
| - | - | - | - | - |
| (501.00) | (501.00) | (501.00) | (320.00) | (320.00) |
| (38,556.00) | (43,210.00) | (40,122.00) | (41,462.00) | (45,019.00) |
| - | - | - | - | - |
| - | - | - | - | - |
| (21,033.55) | (21,033.55) | (21,033.55) | (21,033.55) | (21,033.55) |
| (109,764.19) | (112,378.19) | (112,393.22) | (112,315.22) | (99,482.63) |
| (11,079,250.90) | (12,253,661.00) | (8,912,731.02) | (8,842,233.09) | (10,788,910.80) |
| - | - | - | - | - |
| (4,703,193.06) | (4,718,780.82) | (4,734,368.58) | (4,749,956.34) | (4,765,544.10) |
| 460,664.95 | 460,664.95 | 460,664.95 | 460,664.95 | 460,664.95 |
| 143,374.51 | 143,374.51 | 143,374.51 | 143,374.51 | 143,374.51 |
| (4,099,153.60) | (4,114,741.36) | (4,130,329.12) | (4,145,916.88) | (4,161,504.64) |
| (340,135.27) | (332,986.54) | (329,138.81) | (321,990.08) | (314,841.35) |
| - | - | - | - | - |
| - | - | - | - | - |
| (33,897.27) | (31,816.37) | (29,735.47) | (27,654.57) | (25,573.67) |
| - | - | - | - | - |
| - | - | - | - | - |
| (374,032.54) | (364,802.91) | (358,874.28) | (349,644.65) | (340,415.02) |
| (12,437,334.69) | (12,532,280.36) | (12,627,226.03) | (12,429,171.70) | (12,524,117.37) |
| - | - | - | - | - |
| - | - | - | - | - |
| (1,580,526.22) | (1,575,131.93) | (1,569,737.64) | (1,564,343.35) | (1,558,949.06) |
| (889,327.80) | (886,411.97) | (883,496.14) | (880,580.31) | (877,664.48) |
| (189,590.40) | (188,073.68) | (186,556.96) | (185,040.24) | (183,523.52) |
| (113,333.04) | (112,991.67) | (112,650.30) | (112,308.93) | (111,967.56) |
| (311,501.87) | (310,596.34) | (309,690.81) | (308,785.28) | (307,879.75) |

| | | | | |
|-------------------------|-------------------------|-------------------------|-------------------------|-------------------------|
| (81,269.45) | (81,041.80) | (80,814.15) | (80,586.50) | (80,358.85) |
| (418,291.00) | (415,538.00) | (412,785.00) | (410,032.00) | (407,279.00) |
| (246,109.06) | (246,109.06) | (246,109.06) | (246,109.06) | (246,109.06) |
| (298,434.32) | (297,411.32) | (296,388.32) | (295,365.32) | (294,342.32) |
| (161,423.59) | (161,423.59) | (161,423.59) | (161,423.59) | (161,423.59) |
| - | - | - | - | - |
| (17,144,332.26) | (17,144,332.26) | (17,144,332.26) | (17,144,332.26) | (17,144,332.26) |
| (7,395,319.00) | (7,395,319.00) | (7,395,319.00) | (7,395,319.00) | (7,395,319.00) |
| 298,434.32 | 297,411.32 | 296,388.32 | 295,365.32 | 294,342.32 |
| - | - | - | - | - |
| 161,423.59 | 161,423.59 | 161,423.59 | 161,423.59 | 161,423.59 |
| (38,601,305.86) | (38,621,384.04) | (38,638,262.69) | (38,652,676.27) | (38,664,589.23) |
| (959,060.87) | (959,060.87) | (959,060.87) | (959,060.87) | (959,060.87) |
| (150,000.00) | (150,000.00) | (150,000.00) | (150,000.00) | (150,000.00) |
| (43,000.00) | (43,000.00) | (43,000.00) | (43,000.00) | (43,000.00) |
| (8,500.00) | (8,500.00) | (8,500.00) | (8,500.00) | (8,500.00) |
| (148,434.95) | (148,434.95) | (148,434.95) | (148,434.95) | (148,434.95) |
| (55,080.00) | (55,080.00) | (55,080.00) | (55,080.00) | (55,080.00) |
| (62,600.00) | (62,600.00) | (62,600.00) | (62,600.00) | (62,600.00) |
| (7,610.69) | (7,610.69) | (7,610.69) | (7,610.69) | (7,610.69) |
| (55,365.80) | (55,365.80) | (55,365.80) | (55,365.80) | (55,365.80) |
| (82,592.00) | (82,592.00) | (82,592.00) | (82,592.00) | (82,592.00) |
| (35,000.00) | (35,000.00) | (35,000.00) | (35,000.00) | (35,000.00) |
| (422,611.50) | (422,611.50) | (422,611.50) | (422,611.50) | (422,611.50) |
| (269,612.00) | (269,612.00) | (269,612.00) | (269,612.00) | (269,612.00) |
| (242,348.60) | (242,348.60) | (242,348.60) | (242,348.60) | (242,348.60) |
| (2,348,455.85) | (2,348,455.85) | (2,348,455.85) | (2,348,455.85) | (2,348,455.85) |
| (189,754.78) | (189,754.78) | (189,754.78) | (189,754.78) | (189,754.78) |
| (84,000.00) | (84,000.00) | (84,000.00) | (84,000.00) | (84,000.00) |
| (43,765,332.90) | (43,785,411.08) | (43,802,289.73) | (43,816,703.31) | (43,828,616.27) |
| 10,976,110.63 | 11,044,080.22 | 11,112,102.29 | 11,180,179.51 | 11,248,324.65 |
| (78,069,343.20) | (78,108,701.20) | (78,148,108.19) | (77,888,693.96) | (77,919,711.19) |
| (290,552,568.31) | (292,321,494.27) | (307,270,378.39) | (306,942,734.37) | (308,239,081.52) |
| - | - | - | - | - |

Dec-20

639,329.93
 -
 -
 -
 -
 228,178.93
 -
 -
 552,513.16
 688,358.24
 -
 -
 -
2,108,380.26
 4,843,997.59
 -
 404,000.00
 -
 -
 -
 3,499,067.24
 -
 -
 25,289.68
 -
 -
 -
 3,772.19
 2,945,398.28
 65,787.00
 -
 -
 -
 193,540.83
 7,449,164.44
 20,460.19
 -
 24,213,859.80
 360,211.86
 -
 4,983,156.52
 -
 -
 -
 -
 -
 6,767,017.45

14245113.53

-14245113.53

2671556.09

#####

1,182,109.55
237,963.26
-
-
1,543.33
3,781,114.53
60,977,453.74

1,384,381.53
5,599,600.77
-
-
-
-
-
907,994.85
6,047.12
15,416.80
-
-
-
15,857.20
248,484.33
54,759.15
-
-
-
741,925.51
-
-
-
-
-
76,495.62
13,500.00
-
15,937,388.48
-
1,337,394.28
-
26,339,245.64

(384,880.18)
(460,025.00)
375,024.13
232,293.35
-
-
-
-
-
8,459,084.08
322,272.32
360,604.84
5,919,203.25
239,018.36

13,075,686.45
1,440,589.96
531,932.04
235,507.36
-
44,541,128.54
122,253.28
-
-
-
-
2,679,877.09
49,003.13
26,433.69
64,058.55
67,872.54
-
-
25,334,367.25
-
-
-
-
1,482,092.25
4,738,958.36
-
-
-
-
-
-
3,752,941.20
7,155,122.44
1,894,179.23
4,469,606.61
-
2,447,513.72
-
-
-
-
-
-
-
-
-
-
-
-
-
-
-
-
-
-
-
-
2,565.20
3,127,969.23
-
-

100,205.95
1,774,011.29
900.00
-
-
-
30,352.30
565.00
97,067.72
295,946.98
-
-
-
-
134,601,302.51

672,773.73
3,736,445.42
761,884.05
-
182,670.47
376,133.08
991,872.25
-
-
-
-
8,634,631.61
783,170.98
-
16,139,581.59

28,856.17
229,132.31
257,988.48
240,423,952.22

(81,979,706.09)
6,695,159.95
7,057,858.72
3,531,600.00
(64,695,087.42)
175,728,864.80

(10,025.84)
255,920.05
9,606.14
144,976.45
400,476.80
176,129,341.60

2,000.00
2,000.00
2,000.00
-
-
-
-
-
780,000.00
213,675.00
-
-
-
390,000.00
3,344,778.51
1,089,742.38
1,854,935.15
-
45.00
5,474.84
18,236.29
-
514,453.62
-
-
-
-
-
-
8,217,340.79
-
2,484,592.00
-
31,531.46
269,487.50
-
12,281.91
(25,000.00)
(10,542.03)
2,762,350.84
-
2,169,260.00
1,613,596.45
-
3,782,856.45
354,623.26
105,679.06
878.64
-
110,678.48
(75.13)

20,553.11
-
-
-
3,820.93
-
-
-
596,158.35

2,940.86
-
361,831.23
1,041,392.28
-
-
27,499.56
38,334.26
31,490.00
-
-
(21,982.01)
1,481,506.18

26,123,977.14
-
-
-
12,954.74
-
26,136,931.88

42,977,144.49

-
-
-
-

62,815,581.90
-
-
-
-
-
-
-
-
-
-
18,148.31
-
-
-

-
-
-
-
8,137.89
4,445.24
-
-
-
-
-
-
-
-
10,533.23
178,490.10
815,219.45
-
-
-
-
-
-
9,699.40
-
-
-
754.04
-
3,623.02
-
-
-
5,762.20
7,253.94
15,800.32
8,616.71
4,633.66
7,956.74
32,467.82
-
1,157.12
4,638.00
14,049.39
-
-
-
7,868.24
4,640.89
-
16,187.75
11,192.00
8,320.52
-
53,291.63

| | | | |
|-----------------------|---------------|-------------|---|
| 116,296.92 | | | |
| - | | | |
| - | | | |
| 2,183.14 | | | |
| - | | | |
| - | | | |
| - | | | |
| - | | | |
| - | | | |
| - | | | |
| 37,310.37 | | | |
| - | | | |
| - | | | |
| - | | | |
| 310,091.17 | | | |
| 165,653.78 | | | |
| - | | | |
| - | | | |
| - | | | |
| - | | | |
| - | | | |
| 12,524,649.00 | | | |
| 1,672,464.00 | | | |
| - | | | |
| - | | | |
| 78,897,117.89 | 64,700,004.89 | 64700004.89 | - |
| - | | | |
| - | | | |
| - | | | |
| - | | | |
| - | | | |
| - | | | |
| 14,810,580.39 | | | - |
| - | | | |
| 93,707,698.28 | | | |
| 312,814,184.37 | | | |
| | | | |
| (30,000.00) | | | |
| (101,130,971.74) | | | |
| - | | | |
| - | | | |
| - | | | |
| (2,409,721.16) | | | |

(103,570,692.90)

-
(2,543,662.00)

(5,561.71)

-
(1,451,774.06)

(157,250.08)

(486,448.52)

(108,724.00)

(37,042.00)

(500,027.19)

-
-

-
-

-
-

-
-

-
-

-
(1,696,451.85)

-
(4,725,000.00)

(255,696.20)

(2,618,390.69)

-
-

(1,046,802.09)

(4,460,000.00)

(805,000.00)

(7,945,000.00)

-
(3,145,925.03)

(5,373,964.77)

(7,000,000.00)

(255,000.00)

(72,420,000.00)

(104,497.91)

(339,957.62)

(74,685.60)

(26,037.76)

(246,462.58)

-
(117,829,361.66)

(4,549,558.80)

-
-

(22,250.04)

(160,370.37)

(11,002.00)

(28,486.00)
(6,904.00)
(2,112.00)
(40,410.00)
-
-
(96,168.67)
-
(105,000.00)
(14,315.99)
(136,333.00)
-
-
(21,770.69)
-
(95,000.00)
(135,000.00)
-
(46,456.82)
(108,332.63)
-
(125,000.00)
(1,210,000.00)
(11,297.07)
(32,636.04)
(7,531.44)
(2,460.24)
(9,359.28)
(6,977,755.08)

-
(563,478.71)
(27,030.79)
(776,883.25)
-
-
-
-
-
-
4,163.21
-
-
(1,251,998.78)
-
(16,319.72)
-
(12,930.52)
(3,550.29)
-
365.69
(1,210.79)
(11.90)
179.93

155.14
(595.34)
(203,525.39)
(205,967.56)
(145,429.37)
(10,630.72)
(136,805.67)
(3,351,504.83)

-
-
-
-
-

(16,245.65)
(3,600.00)
(205.63)
(8,365.27)
(834.00)

-
(320.00)
(16,934.37)

-
-
(21,033.55)
(67,538.47)

(10,396,798.38)

-
(5,549,218.00)
506,772.91
132,529.70
(4,909,915.39)

(308,451.62)
-
-
(23,492.77)

-
-
(331,944.39)

(15,423,508.00)

-
-
(1,553,554.77)
(874,748.65)
(182,006.80)
(111,626.19)
(306,974.22)

(80,131.20)
(404,526.00)
(246,109.06)
(293,319.32)
(161,423.59)

-
(16,563,826.48)
(7,395,319.00)
293,319.32
-
161,423.59

(38,786,616.06)
(959,060.87)
(150,000.00)
(43,000.00)
(8,500.00)
(148,434.95)
(55,080.00)
(62,600.00)
(7,610.69)
(55,365.80)
(82,592.00)
(35,000.00)
(422,611.50)
(269,612.00)
(242,348.60)
(2,348,455.85)
(189,754.78)
(84,000.00)

(43,950,643.10)

11,317,501.82

(81,017,331.43)

(312,814,184.37)

-

| | 1 | 2 | |
|---------------------------------------|--------------------------------|---------------------|---------------------|
| | <u>Jan-19</u> | <u>Feb-19</u> | |
| <u>Water Sales</u> | | | |
| 461000 | WATER SALES: BILLED REVENUE | (1,734,697.99) | (1,994,822.24) |
| 461001 | WATER SALES BILLED RECOUPMENT | (4,659.36) | (4,594.66) |
| 461100 | WATER SALES: UNBILLED REVENUE | (208,332.00) | 461,663.00 |
| 461200 | WATER SALES-UNBILLED RECOUPMNT | 4,659.36 | 4,594.66 |
| 471100 | QCPAC SURCHARGE | (35,001.88) | (39,350.24) |
| 467000 | INTERCONNECT - PEU | - | (16,561.13) |
| 460200 | CBFRR REVENUES | (644,086.00) | (644,086.00) |
| 460998 | CBFRR REVENUES - CONTRA | 644,086.00 | 644,086.00 |
| 462000 | FIRE PROTECTION REVENUE | (388,041.29) | (386,775.58) |
| | | 2,366,073.16 | 1,975,846.19 |
| 466000 | WATER SALES FOR RESALE | - | - |
| <u>Other Operating Revenue</u> | | | |
| 415200 | JOBGING REVENUE | (19,590.55) | (10,091.37) |
| 474001 | FINANCE CHARGES | - | - |
| 471300 | MISC OPERATING REVENUE | (5,669.68) | (5,614.00) |
| 416000 | JOBGING EXPENSE | 15,724.68 | 4,823.59 |
| 472600 | LEASE INCOME | (980.72) | (980.72) |
| 474000 | OTHER WATER REVENUE | (8,836.37) | (8,808.12) |
| | | 19,352.64 | 20,670.62 |
| | Total Revenues | 2,385,425.80 | 1,996,516.81 |
| <u>Production Expenses</u> | | | |
| 601100 | OTHER PROD LABOR: CORE | 3,098.90 | 3,444.12 |
| 601101 | OTHER PROD LABOR: COMM SYSTEMS | 1,324.05 | 873.75 |
| 601500 | OTHER PROD LABOR:SRCE/SUPPLY | 748.25 | 1,007.27 |
| 602000 | PURCH WATER: MILFORD-BARTLETT | 156.84 | 156.84 |
| 602400 | PURCHASED WATER: DREW WOODS | 12,076.23 | 12,076.23 |
| 602500 | PURCH WATER: GREATBROOK | 977.78 | 897.33 |
| 602502 | PURCH WATER: LITTLE POND | 1,565.17 | 1,490.87 |
| 602550 | PURCH WATER: SOUHEGAN WOODS | 107.07 | 111.87 |
| 602600 | PURCH WATER: GREENFIELD | 4,783.38 | 4,783.38 |
| 602670 | PURCH WATER: DONALD STREET | 4,216.95 | 3,875.85 |
| 602675 | PURCH WATER:FEDERAL HL-MILFORD | 650.04 | 650.04 |
| 602680 | PURCHASED WTR: ASHLEY COMMONS | 399.85 | 371.52 |
| 602900 | PURCH WATER: FRANCOUER TRUCKS | - | - |
| 603100 | OTHER PROD MATERIAL & EXPENSE | - | 948.34 |
| 603101 | TRT PLANT: OFFICE SUPPLIES | 1,155.45 | 1,351.06 |
| 610200 | SUPERINTENDENCE - WTP | 22,572.49 | 21,607.08 |
| 610300 | OFFICE SALARIES & WAGES: WTP | 35,501.01 | 31,796.87 |
| 623100 | POWER PURCHASED: TRT PLT ELEC | 36,808.44 | 31,722.90 |
| 623102 | POWER PURCHASED: BT ELECTRIC | 173.92 | 266.22 |
| 623103 | POWER PURCHASED: AVD ELECTRIC | 72.09 | 206.71 |
| 623110 | POWER PURCHASED: ATHERTON COMM | 203.86 | 223.02 |
| 623112 | POWER PURCHASED: RICHARDSON | 278.89 | (278.89) |
| 623113 | POWER PURCHASED: HI-LO | 227.70 | 753.46 |
| 623114 | POWER PURCHASED: TWIN RIDGE | 1,209.60 | 1,095.80 |
| 623115 | POWER PURCHASED: DREW | 2,499.86 | 2,440.22 |

| | | | |
|--------|---------------------------------|-----------|-----------|
| 623116 | POWER PURCHASED: GLENN RIDGE | 771.05 | 831.48 |
| 623117 | POWER PURCHASED: ASHLEY COMMON | - | - |
| 623118 | POWER PURCHASED: BEDFORD | 177.85 | 5.46 |
| 623119 | POWER PURCHASED: GREATBROOK | - | - |
| 623120 | POWER PURCHASED: MAPLE HAVEN | 932.63 | 858.04 |
| 623121 | POWER PURCHASED: GLENWDLANDS | 754.02 | 508.69 |
| 623122 | POWER PURCHASED: COUNTY RD-BDF | 1,163.41 | 1,479.85 |
| 623123 | POWER PURCHASED: BOWERS LANDING | 969.12 | 886.89 |
| 623124 | POWER PURCH: PILGRIM CR-NASHUA | 587.80 | 708.73 |
| 623200 | POWER PURCHASED: MERR RIVER | 1,821.14 | 2,056.12 |
| 623210 | POWER PURCHASED: SNOW STA GAS | 64.92 | 53.82 |
| 623211 | BOOSTER STAT: TIMB - ELECTRIC | 5,966.31 | 6,041.76 |
| 623212 | BOOSTER STAT: ARMORY-ELECTRIC | 949.72 | 1,049.37 |
| 623240 | POWER PURCHASED: FOUNDERS VIL | 588.66 | 775.06 |
| 623252 | BOOSTER STAT: BADGER HILL-ELEC | 2,069.44 | 2,381.46 |
| 623278 | BOOSTER STAT: BOWERS LAND:ELEC | - | - |
| 623350 | BOOSTER STAT: COBURN ELECTRIC | 915.15 | 923.54 |
| 623362 | BOOSTER STAT: CABOT PRES-ELEC | 723.88 | 708.73 |
| 623372 | BOOSTER STAT: VALLEFIELD-ELEC | 981.25 | 914.95 |
| 623403 | BOOSTER STAT: ENGLISH WDS-ELEC | 663.64 | 610.33 |
| 623428 | BOOSTER STAT: INDIAN RCK-ELECT | 266.61 | 732.36 |
| 623450 | BOOSTER STAT: PWDR HILL-ELEC | 1,595.44 | 1,417.12 |
| 623478 | BOOSTER STAT: FEDERAL HILL-ELEC | 847.30 | 990.47 |
| 623500 | BOOSTER STAT: PINE HILL-ELECT | 1,083.53 | 1,092.95 |
| 623550 | BOOSTER STAT: AUTUMN WDS-ELEC | 1,360.16 | 1,348.54 |
| 623653 | BOOSTER STAT: SOUHEGAN WDS-ELEC | 768.72 | 810.78 |
| 623672 | BOOSTER STAT: DONALD ST-ELEC | 1,390.81 | 1,280.35 |
| 623702 | BOOSTER STAT: ORCHARD-ELECTRIC | 951.67 | 1,071.06 |
| 623751 | BOOSTER STAT: SKY MEADOW-ELEC | 1,515.06 | 1,573.14 |
| 623772 | BOOSTER STAT: GREAT BAY - ELEC | 761.02 | 775.65 |
| 623810 | BOOSTER STAT: DUNSTABLE-ELEC | 2,166.07 | 1,734.95 |
| 623851 | BOOSTER STAT: KESSLER-ELECTRIC | 398.15 | 419.61 |
| 623861 | BOOSTER STAT: SHAKESPEAR -ELEC | 691.97 | 745.63 |
| 623892 | BOOSTER STAT: SWEET HILL-ELECT | 513.89 | 408.34 |
| 623962 | BOOSTER STAT: MILFORD ELECTRIC | 1,507.64 | 1,160.17 |
| 623971 | BOOSTER STAT: SOUHEGAN - ELEC | 861.84 | 819.32 |
| 623975 | BOOSTER STAT: PILGRIM HL-ELECT | 102.72 | 294.61 |
| 623976 | BOOSTER STAT: TARA HEIGHTS | 1,082.78 | 1,242.11 |
| 623990 | BOOSTER STAT: E STREET ELECT | 547.93 | 460.72 |
| 623999 | POWER PURCHASED: CONSULTING | 434.33 | 434.33 |
| 624100 | OPER LABOR: TREATMENT PLANT | 24,210.76 | 22,398.28 |
| 626100 | OPER EXP T PLANT: MAT & EXP | 1,242.00 | 154.17 |
| 626110 | OPER EXP T PLANT: GAS/OIL | 6,703.77 | 7,728.77 |
| 626120 | OPER EXP T PLANT: PHONE | 2,290.62 | 2,237.00 |
| 626122 | OPER EXP T PLANT: HOUSEKEEPING | 356.98 | 21.74 |
| 626130 | OPER EXP WTP: SMALL TOOLS | 383.14 | 355.42 |
| 626200 | OPER EXP SNOW STA: MAT & EXP | - | - |
| 626300 | OPER EXP MERR RIVER: MAT & EXP | - | - |
| 631100 | MAINT STRUCT: T PLANT/D&M/SNOW | 4,780.21 | 5,280.10 |
| 631101 | MAINT STRUCT: COMM SYS/BOOSTERS | - | - |
| 631102 | MAINT OF STRUCT: CORE BOOSTERS | - | 4,662.19 |
| 631200 | MAINT STRUCT: SNOW STATION | - | - |
| 631500 | MAINT STRUCT: SRCE/SUPPLY | 569.40 | 4,844.72 |
| 633100 | MAINT PUMP EQUIP: TREATMENT PLT | 562.50 | 200.00 |
| 633106 | MAINT PUMP EQUIP: CORE SYSTEMS | 187.61 | 75.00 |
| 633110 | MAINT OF PUMP EQUIP: COMM SYS | - | 895.00 |

| | | | |
|--------|--|-------------------|-------------------|
| 633140 | MAINT CORE BOOSTER STAT: PHONE | 124.13 | 124.13 |
| 633150 | MAINT COMM BOOSTER STAT:PHONE | (30.71) | - |
| 633155 | MAIN COM BOOST ST:GAS/OIL/PROP | - | 568.05 |
| 633160 | MAINT CORE BOOST:GAS/OIL/PROPN | 373.36 | 602.18 |
| 652300 | PWW-DUTY PAY (WTP) | 1,682.00 | 1,684.00 |
| 633198 | BOOST STAT GEN MAINT: COM SYS | 10,481.29 | 9,898.02 |
| 633199 | BOOSTER STATION GENERAL MAINT | 6,517.16 | 3,217.81 |
| 641110 | CHLORINE: TREATMENT PLANT | 2,915.92 | 2,470.01 |
| 641111 | CHLORINE: COMMUNITY SYSTEMS | 33.33 | 19.45 |
| 641120 | FERRIC CHLORIDE | 20,382.13 | 19,633.57 |
| 641130 | AMMONIUM SULFATE-COMM SYSTEMS | - | - |
| 641140 | POLYMERS | 776.11 | 862.35 |
| 641150 | CARBON DIOXIDE: GAS - CORE | - | - |
| 641160 | CORROSION INHIBITOR | 3,139.43 | 3,076.64 |
| 641161 | ZINC ORTHOPHOSPHATE-COMM SYS | - | - |
| 641165 | CHEMICALS: BON TERRAIN | - | - |
| 641170 | MISC TREATMENT CHEMICALS | - | - |
| 641190 | TKPP DRY | 1,591.82 | 1,061.21 |
| 641191 | ARSENIC MEDIA REPLACEMENT | - | - |
| 641201 | POLYPHOSPHATE: CORE | - | - |
| 641203 | POTASSIUM PERMAGATE | - | - |
| 641205 | SODIUM HYDROXIDE | 22,952.59 | 23,160.78 |
| 641206 | SALT | - | - |
| 641210 | SODIUM HEXAMETAPHOSPHATE | - | - |
| 641212 | POT ASH | - | - |
| 641220 | POLYPHOSPHATE-COMM SYSTEMS | 409.90 | 223.59 |
| 641221 | POTASSIUM PERMAGATE-COMM SYS | - | - |
| 641222 | SODIUM HYDROXIDE-COMM SYSTEMS | 23.65 | 5.91 |
| 641223 | SALT - COMMUNITY SYSTEMS | 467.37 | 585.64 |
| 641225 | POT ASH - COMMUNITY SYSTEMS | - | - |
| 642100 | PURIFICATION LABOR | 19,885.34 | 18,057.18 |
| 642160 | MAINT PURIF EUIP: CAUSTIC | - | - |
| 642200 | LABORATORY EXPENSE | 7,065.66 | 2,379.64 |
| 642201 | LABORTORY EXP-COMMUNITY SYSTEM | 97.54 | 396.33 |
| 642205 | LAB EXPENSE:OUTSIDE TEST-CORE | 3,320.50 | 3,197.10 |
| 642210 | LAB EXP: OUTSIDE TEST-COMM SYS | 3,635.20 | 1,785.40 |
| 643000 | WTP - NON-UNION VEHICLES | 309.39 | (1.50) |
| 643001 | WTP - UNION TRUCKS | 2,804.14 | 2,686.02 |
| 643002 | WTP - FUEL PURCHASED | 7,106.90 | 7,366.91 |
| 643004 | TRANSPORTATION EXP:CREDITS WTP | (27,365.25) | (23,028.50) |
| 643005 | WTP-VEH REGISTRATION:NON-UNION | - | - |
| 643006 | WTP-VEH REGISTRATION: UNION | - | - |
| 643007 | WTP-VEH REGISTRAT: TRAILERS | - | - |
| 643008 | WTP: TRAILERS | - | - |
| 652100 | MAINT PURIF EQU: TREAT PLANT | - | - |
| 652200 | MAINT PROC EQU: TRT PLANT | 5,902.85 | 5,294.65 |
| 652201 | MAINT PROC EQ: TP SLUDGE REMOV | 24,746.47 | 22,625.88 |
| 652220 | MAINT OF PROC EQ: SCADA & OTHR | 591.64 | 809.74 |
| 652221 | MAINT PROC EQUIP:SCADA-COM SYS | 839.57 | 2,136.65 |
| 926610 | TRAINING EDUCATIONAL SEMINARS | 249.72 | 1,002.10 |
| 926700 | VAC,HOL, BOOT ALLOW-TRT PLT | 19,681.17 | 19,994.77 |
| | | 351,752.76 | 342,226.45 |
| | <u>Transmission & Distribution Expenses</u> | | |
| 660000 | SUPERINTENDENCE: OPERATIONS | 28,994.45 | 26,991.95 |
| 660300 | OFFICE SALARIES & WAGES: OPS | 10,486.12 | 8,961.70 |
| 662003 | MISC GEN EXPENSE/OPERATIONS | 10,475.28 | 3,427.25 |

| | | | |
|--------|--------------------------------|-------------|-------------|
| 662004 | MISC T&D MATERIALS & SUPPLIES | 621.01 | 1,683.08 |
| 662005 | MISC GEN EXP: OPS DOT PHYSICAL | 2,689.40 | 2,124.04 |
| 662006 | TRAINING UNION | 3,182.96 | 3,737.30 |
| 663100 | METER OPERATING LABOR & EXP | 30,301.97 | 26,209.29 |
| 663101 | MOLE: METER REMOVAL | 128.53 | - |
| 663102 | MOLE: DPAC | - | - |
| 663200 | METER OPER LABOR & EXP-COM SYS | - | - |
| 663201 | MOLE:METER REMOVAL-COMM SYSTEM | - | - |
| 664200 | OTHER EXPENSE ON CUST PREMISIS | 966.18 | 21.96 |
| 664201 | OTHER EXP ON CUST PREM-COM SYS | - | - |
| 665000 | STORES EXPENSE | 5,092.30 | 3,993.28 |
| 665087 | TRANS/EXP CONST/MAINT VEH #87 | - | - |
| 665100 | SMALL TOOLS EXPENSE | 1,068.54 | 334.47 |
| 665101 | OPS - UNION TRUCKS | 4,711.74 | 3,519.34 |
| 665102 | OPS - NON-UNION VEHICLES | 319.61 | - |
| 665103 | OPS - BOOM TRUCK | - | - |
| 665104 | OPS - BACKHOES | 1,340.63 | 2,289.19 |
| 665105 | OPS - DUMP TRUCKS | 1,815.24 | 275.41 |
| 665106 | NORTH COUNTRY - UNION TRUCKS | 889.26 | 283.58 |
| 665107 | NORTH COUNTRY - NON-UNION VEH | 115.43 | 3,462.62 |
| 665108 | OPS - TRAILERS | 1,891.09 | - |
| 665110 | OPS-VEH REGISTRAT:NON-UNION VE | - | - |
| 665111 | OPS-VEH REGISTRAT:UNION TRUCKS | 1,855.40 | - |
| 665112 | OPS-VEH REGISTRAT: BOOM TRUCK | - | - |
| 665113 | OPS-VEH REGISTRAT: BACKHOES | - | - |
| 665114 | OPS-VEH REGISTRAT: DUMP TRUCKS | - | - |
| 665115 | OPS-VEH REGISTRAT:NC-NON-UNION | - | - |
| 665116 | OPS-VEH REGISTRAT: NC-UNION | - | - |
| 665117 | OPS-VEH REGISTRAT: TRAILERS | - | - |
| 665118 | OPS-VEH REGISTRATION:COMPRESS | - | - |
| 665119 | OPS: REGISTRATION-NC TRAILERS | - | - |
| 665200 | TRANS/EXP PAC MAINT VEH #200 | - | - |
| 665201 | TRANS/EXP PAC VEHICILE #201 | - | - |
| 665250 | TRANS/EXP: MISCELLANEOUS | 3,802.40 | 9,383.95 |
| 665400 | FUEL PURCHASED: GAS/DIESEL | 9,482.07 | 9,623.74 |
| 665410 | MOTOR OIL | 2,170.91 | - |
| 665480 | VACTOR MACHINE | - | - |
| 665500 | COMPRESSOR EXPENSE | - | 356.59 |
| 665700 | TRANS/EXP: CREDITS | - | - |
| 665701 | TRANS/EXP TRUCK (CREDIT) | (38,244.75) | (35,851.50) |
| 665702 | TRANS/EXP BACKHOE (CREDIT) | (4,788.00) | (4,778.50) |
| 665703 | TRANS/EXP COMPRESSOR (CREDIT) | (285.00) | - |
| 665999 | INVENTORY ADJUSTMENT | (184.10) | (2,397.55) |
| 662007 | EMPLOYEE RELATIONS | 830.56 | 984.83 |
| 673001 | MAINT MAINS: REPAIRS | 15,617.62 | 7,979.10 |
| 673002 | MAINT MAINS: GATE PROGRAM | 4,473.66 | 1,927.79 |
| 673003 | MAINT MAINS: FLUSHING LN | 234.25 | 1,986.95 |
| 673004 | MAINT GATES: INSPECTION | 9,582.02 | 10,865.16 |
| 673010 | MAINT MAINS:REPAIRS-COMM SYS | - | - |
| 673012 | MAINT MAINS:GATE PROG-COMM SYS | - | - |
| 673013 | MAINT MAINS:FLUSHING-COMM SYS | - | - |
| 673111 | UNION LABOR: CLEARING | (6,911.02) | 143.37 |
| 673140 | MAINT GATES-INSPECTIONS-COMSYS | - | - |
| 673222 | CONTRACTOR: CLEARING | 5,048.43 | (384.16) |
| 673900 | MAINT OF MAINS: W HOLLIS PRV | 14.89 | 14.89 |
| 675000 | MAINTENANCE: SERVICES | 17,501.64 | 28,772.44 |

| | | | |
|--------|---|-------------------|-------------------|
| 675001 | MAINT: SERVICES - COMM SYSTEMS | - | - |
| 676000 | MAINTENANCE: METERS | 1,157.36 | 591.25 |
| 676001 | MAINT: METERS - COMM SYSTEMS | - | - |
| 677000 | MAINTENANCE: HYDRANTS | - | - |
| 677001 | MAINTENANCE: HYDRANTS-REPAIRS | 6,757.50 | 4,342.60 |
| 677002 | MAINTENANCE: HYDRANTS-PAINTING | - | - |
| 677003 | MAINTENANCE: HYDRANTS-INSPECTN | 8,194.47 | - |
| 677011 | MAINT: HYDRANTS-COMM SYSTEMS | - | - |
| 677012 | MAINT HYDRANTS:PAINT-COMM SYS | - | - |
| 662100 | PWW-DUTY PAY (WTP) | 4,064.00 | 3,970.00 |
| 677013 | MAINT HYDRANTS:INSPECT-COM SYS | - | - |
| 678000 | MONITOR CONTRACTORS MARKING | 8,148.38 | 6,672.24 |
| 678001 | MONITOR CONTR MARKING-COMM SYS | - | - |
| 678950 | MAINT: MISC GENERAL EQUIPMENT | 2,480.10 | 1,884.90 |
| 921200 | RENTAL EXP PARKING: WILL ST | - | - |
| 921300 | OFFICE SUPPLY & EXP- WILL ST | 1,181.63 | 1,100.50 |
| 921310 | OFFICE EXPENSE: WILL ST-GAS | 1,324.90 | 1,556.84 |
| 921320 | OFFICE EXPENSE: WILL ST-ELECT | 4,266.39 | 4,003.11 |
| 921330 | OFFICE EXPENSE: WILL ST-PHONE | 3,678.35 | 3,766.17 |
| 926002 | EMP BENEFIT-BOOTS,VAC,HOL-OPS | 31,122.91 | 28,551.77 |
| 950120 | MAINTENANCE: GARAGE | 9,630.10 | 8,262.20 |
| 950130 | MAINTENANCE: METER SHOP | - | - |
| | | 207,296.81 | 180,643.14 |
| | <u>Engineering Expense</u> | | |
| 660001 | ENGINEERING VEHICLES | 474.25 | 130.26 |
| 660002 | ENGINEERING - FUEL PURCHASED | 1,487.82 | 1,372.44 |
| 660003 | ENGINEERING-VEH REGISTRATION | - | - |
| 660200 | SALARIES & WAGES - ENGINEERING | 118,416.20 | 92,269.85 |
| 662001 | ENGINEERING DEPT: EXPENSE | 158.75 | 1,398.30 |
| | | 120,537.02 | 95,170.85 |
| | <u>Customer Accounts & Collection Expenses</u> | | |
| 902000 | CUSTOMER ORDS: COLLECTIONS | 3,893.03 | 3,086.94 |
| 903000 | CUSTOMER ORDS: COLLECTIONS | 143.00 | 313.50 |
| 902001 | METER READING | 911.48 | 1,364.83 |
| 902002 | WATER BAN: COMMUNITY SYSTEMS | - | - |
| 902003 | EMPLOY BENEF-BOOTS/VACA/HOL-CS | - | 289.91 |
| 902004 | SICK - CUST SERVICE - UNION | - | 27.61 |
| 903004 | SICK - CUST SERVICE - UNION | 911.13 | - |
| 902010 | CUST ORDS:COLLECTIONS-COM SYS | - | - |
| 902011 | METER READING: COMM SYSTEMS | - | - |
| 902096 | METER READING-EXCEPT: COMM SYS | - | - |
| 902097 | METER READING-TRANSF: COMM SYS | - | - |
| 902098 | METER READING: TRANSFERS | 2,416.59 | 2,493.21 |
| 902099 | METER READING: EXCEPTIONS | 1,406.93 | 992.61 |
| 902100 | BILLING & ACCOUNTING | - | - |
| 903100 | BILLING & ACCOUNTING | 31,347.81 | 20,254.79 |
| 921140 | COURIER & EXPRESS MAIL EXPENSE | - | - |
| 930200 | PUBLIC RELATIONS | - | 3,418.61 |
| 902400 | WATER BAN | - | - |
| 920001 | WAGES: REVENUE & CUSTOMER OPER | 100,531.54 | 82,993.35 |
| 903003 | EMPLOYEE BENEFITS:BOOTS/VACATION | 984.03 | 61.65 |
| 904000 | UNCOLLECTABLE ACCOUNTS | 2,608.11 | 4,075.84 |
| | | 145,153.65 | 119,372.85 |
| | <u>Administrative and General Expense</u> | | |
| 920000 | SALARIES & WAGES - ADMIN | 17,135.77 | 14,731.15 |
| 920001 | WAGES: REVENUE & CUSTOMER OPER | - | - |

| | | | |
|--------|-----------------------------------|-------------|-------------|
| 920002 | SALARIES & WAGES: ACCOUNTING | 71,767.09 | 56,566.84 |
| 920003 | SALARIES & WAGES: IS | - | - |
| 920004 | SALARIES & WAGES: PWS | 14,777.31 | 10,451.15 |
| 920005 | SALARIES & WAGES: PWS ADMIN | - | - |
| 920100 | OFFICERS SALARIES & WAGES | 45,950.01 | 38,051.07 |
| 920200 | OFFICER'S SALARIES TRXF OUT | - | - |
| 921000 | OFFICE SUPPLIES & EXPENSE | 4,214.59 | 2,804.34 |
| 921001 | TRANS/EXP MAIN OFFICE - VEH #1 | - | - |
| 921002 | SENIOR MANAGEMENT VEHICLES | 1,298.64 | 263.78 |
| 921003 | SENIOR MGMT - FUEL PURCHASED | 318.23 | 380.95 |
| 921004 | SENIOR MGMT-VEH REGISTRATION | - | - |
| 921130 | OFFICE EQUIP: RENTAL/LEASE EXP | 6,006.65 | 6,605.51 |
| 921131 | VEHICLE LEASES | - | - |
| 921133 | IT VEHICLE EXPENSE-FUEL | - | - |
| 921134 | IT VEHICLE EXPENSE-REGISTRATION | - | - |
| 921132 | IT VEHICLE EXPENSE | - | - |
| 921140 | COURIER & EXPRESS MAIL EXPENSE | - | - |
| 921150 | RENTAL EXPENSE: HECOP III | 27,382.06 | 27,382.06 |
| 921160 | OFFICE EXP: MANCHESTR ST-PHONE | - | - |
| 921170 | OFFICE EXPENSE: MANCH ST ELECT | 3,590.19 | 3,315.13 |
| 922000 | MISC EXP: TRNSF-CR (OVERHEAD) | (75,591.75) | (62,124.85) |
| 922200 | LABOR: OVERHEAD | (87,762.48) | (72,149.42) |
| 923000 | OUTSIDE SERVICES | 18,590.54 | 21,702.56 |
| 924000 | INSURANCE EXPENSE | 43,975.92 | 49,622.97 |
| 926001 | OFFICER'S LIFE INSURANCE | 386.13 | 386.19 |
| 926100 | SICKNESS & FUNERAL PAY | - | - |
| 926200 | PENSION- DB PLAN | 110,420.17 | 110,420.17 |
| 926250 | GROUP PENSION: 401K | 20,819.43 | 20,639.00 |
| 926255 | EARLY RETIREE HEALTH EXPENSE | - | - |
| 926260 | POST-65 RETIREMENT HEALTH EXP | 21,844.75 | 27,057.49 |
| 926300 | EMPLOYEE SERVICE AWARDS | - | - |
| 926400 | GROUP HEALTH INSURANCE | 157,487.10 | 149,805.27 |
| 926401 | HEALTH INSURANCE:OPT OUT | - | - |
| 926410 | GROUP DENTAL | 18,738.45 | 18,259.89 |
| 926420 | GROUP LIFE/DISABILITY INSURANC | 3,231.00 | 3,257.50 |
| 926440 | EMPLOYEE BENEFITS/ SECTION 125 | - | - |
| 926500 | MISC EMPLOYEE BENEFITS | 270.16 | - |
| 926501 | MISC EMPLOYEE BENEFITS-WELLNESS | - | 98.68 |
| 926502 | MISC EMPLOYEE BENEFITS-ACTIVITIES | - | - |
| 926503 | MISC EMPLOYEE BENEFITS-SAFETY | 1,012.63 | 2,587.37 |
| 926505 | EMPLOYEE RELATIONS | - | - |
| 926600 | TUITION REIMBURSEMENTS | - | 4,181.00 |
| 926610 | TRAINING EDUCATIONAL SEMINARS | 3,081.33 | (1,525.00) |
| 926801 | SUP BEN: SUP EXE RETIRE PLAN | - | - |
| 928000 | REGULATORY COMMISSION EXPENSE | 10,144.00 | 10,144.00 |
| 930100 | MEETINGS & CONVENTIONS | 1,340.71 | 1,251.52 |
| 930101 | MEMBERSHIPS | 2,477.79 | 2,542.80 |
| 930102 | LICENSING FEES | 490.00 | 590.00 |
| 930200 | PUBLIC RELATIONS | 4,706.13 | 5,407.34 |
| 930300 | MEALS | 502.56 | 488.44 |
| 930400 | MISCELLANEOUS GENERAL EXPENSE | - | 210.00 |
| 930405 | MISC GEN EXP: RECRUITMENT FEES | 236.25 | 130.00 |
| 930410 | CHARITABLE CONTRIBUTIONS | - | - |
| 950100 | MAINTENANCE: OFFICE PROPERTY | - | 100.00 |
| 950110 | MAINTENANCE: MANCHESTER STREET | 2,012.15 | 2,805.30 |
| 950200 | MAINT: OFFICE FURNT & EQUIP | - | - |

| | | | |
|--------|---|---------------------|---------------------|
| 950300 | MAINT: COMMUNICATION EQUIP | - | - |
| 950400 | MAINT: MISC GENERAL EQUIP | - | - |
| 950500 | MAINT: COMPUTER EQUIPMENT | - | - |
| | | 450,853.51 | 456,440.20 |
| | <u>IS Expenses</u> | | |
| 920003 | SALARIES & WAGES: IS | 46,754.67 | 39,261.65 |
| 921000 | OFFICE SUPPLIES & EXPENSE | - | 16.38 |
| 921132 | IT VEHICLE EXPENSE | - | - |
| 921133 | IT VEHICLE EXPENSE-FUEL | - | - |
| 921134 | IT VEHICLE EXPENSE-REGISTRATION | - | - |
| 921160 | OFFICE EXP: MANCHESTR ST-PHONE | 2,532.12 | 2,121.27 |
| 950300 | MAINT: COMMUNICATION EQUIP | 1,947.69 | 1,992.09 |
| 950500 | MAINT: COMPUTER EQUIPMENT | 42,353.27 | 48,304.64 |
| | | 93,587.75 | 91,696.03 |
| | <u>Inter Div Management Fee</u> | | |
| 930500 | INTERCOMPANY MGMT FEE: PCP | 17,984.00 | 17,538.00 |
| 930510 | INTCO MGMT FEE:TSC/PWS/PAC/PEU | (253,162.00) | (209,763.00) |
| 930520 | INTERCO MGT:INSIDE GEN COUNSEL | - | - |
| | Total Operating Expenses | 1,134,003.50 | 1,093,324.52 |
| | <u>Depreciation Expense</u> | | |
| 403000 | DEPRECIATION EXPENSE | 497,225.92 | 495,992.65 |
| 406100 | AMORT OF BON TERRAIN ACQ ADJ | (849.62) | (849.62) |
| 406101 | AMORT OF SOUHEGAN WDS ACQ ADJ | (1,402.51) | (1,402.51) |
| | | 494,973.79 | 493,740.52 |
| | <u>Amortization Expense: CIAC</u> | | |
| 405300 | AMORTIZATION EXPENSE: CIAC | (64,562.63) | (64,787.54) |
| | | (64,562.63) | (64,787.54) |
| | <u>Amortization Expense</u> | | |
| 407320 | AMORT EXP - DEFERRED CHARGES | 10,750.73 | 10,750.76 |
| 407100 | AMORT: ACQUISITION PREMIUM | 152,827.95 | 156,534.70 |
| | | 163,578.68 | 167,285.46 |
| 414000 | GAIN FROM ARRA LOAN FORGIVNESS | (5,273.67) | (5,273.67) |
| 414100 | GAIN ON DISP/UTIL PROP-PAPP ND | - | - |
| 921161 | RENT EXP-HECOP III FITUP ALLOW | - | - |
| | <u>Taxes Other than Income Tax</u> | | |
| 408110 | LOCAL PROPERTY TAXES | 328,145.34 | 328,145.34 |
| 408120 | MEDICARE TAX EXPENSE | 11,751.23 | 9,903.40 |
| 408121 | FICA TAX EXPENSE | 50,246.60 | 42,345.64 |
| 408122 | FUTA TAX EXPENSE | 3,578.17 | 556.24 |
| 408123 | SUTA TAX EXPENSE - NH | 3,934.00 | 2,337.72 |
| 408125 | SUTA TAX EXPENSE - MASS | 992.56 | 640.69 |
| 408130 | NH BET TAXES | - | - |
| 408126 | EXCISE TAXES | - | - |
| | | 398,647.90 | 383,929.03 |
| | <u>Income Tax</u> | | |
| 409102 | PROV/FED INC TAX/CURRENT | 25,538.68 | 50,458.09 |
| 409113 | PROVS FOR NH BUS PRFTS TAX CUR | 10,431.50 | 20,610.04 |
| 409120 | MASS EXERCISE TAX | - | - |
| 410102 | PROV/FED INC TAX/DEFERRED | - | - |
| 410113 | PROV NH INCOME TAX DEFERRED | - | - |
| 410120 | PROV MA INCOME TAX DEFERRED | - | - |

| | | | |
|--------|--|---------------------------|----------------------------|
| 411000 | AMORT OF REGULATORY LIABILITY | - | - |
| 412000 | INVESTMENT TAX CREDITS | (2,753.00) | (2,753.00) |
| | | 33,217.18 | 68,315.13 |
| | Total Operating Deducts | 2,154,584.75 | 2,136,533.45 |
| | Net Operating Income | 230,841.05 | (140,016.64) |
| | <u>Non-Operating Revenue Deductions</u> | | |
| 421000 | MISC NON-UTILITY INCOME | - | - |
| 426000 | NON-OPERATING REVENUE DEDUCTS | - | - |
| 426001 | MISCELLANEOUS NON-UTILITY EXP | - | - |
| | Other Income | - | - |
| 420000 | AFUDC-INTEREST(DEBT) COMPONENT | (1,402.00) | (1,179.00) |
| 420100 | AFUDC - EQUITY COMPONENT | (789.00) | (693.00) |
| | | (2,191.00) | (1,872.00) |
| | <u>Interest Expense</u> | | |
| 427300 | INTEREST EXP: BONDS & NOTES | 311,160.31 | 285,140.30 |
| 427200 | LINE OF CREDIT INTEREST | 28,969.17 | 30,280.83 |
| 427325 | INTEREST EXP:DEBT SERVICE COST | - | - |
| 428000 | AMORTIZATION OF DEBT EXPENSE | 22,606.03 | 22,793.53 |
| 428001 | AMORT OF ORIGINAL ISSUE DISCNT | - | - |
| 428002 | AMORTIZATION OF DISCOUNT ON BONDS | - | - |
| 429000 | AMORTIZATION: PREMIUM ON DEBT | (10,168.21) | (10,168.21) |
| 427115 | INTERCOMPANY INTEREST | (65,534.38) | (62,345.01) |
| 419000 | INTEREST INCOME | - | - |
| | Total Interest | 287,032.92 | 265,701.44 |
| | Net Income (Or Loss) - MTD | <u>(54,000.87)</u> | <u>(403,846.08)</u> |
| | Net Income (Or Loss) - YTD | <u>(54,000.87)</u> | <u>(457,846.95)</u> |

| | 3 | 4 | 5 | 6 | 7 | 8 |
|---------------------|---------------------|---------------------|---------------------|---------------------|---------------------|--------|
| | Mar-19 | Apr-19 | May-19 | Jun-19 | Jul-19 | Aug-19 |
| (1,707,677.93) | (1,745,552.83) | (1,775,278.13) | (2,298,290.97) | (2,407,190.40) | (3,262,042.49) | |
| (4,601.21) | (4,566.69) | (1.01) | 4.78 | - | - | |
| (208,429.00) | (163,606.00) | (240,779.00) | 111,052.00 | (624,675.00) | 114,374.00 | |
| 4,601.21 | 4,566.69 | 1.01 | 0.38 | - | - | |
| (34,947.30) | (35,338.67) | (37,282.33) | (47,014.85) | (46,779.18) | (61,032.74) | |
| - | - | - | - | - | - | |
| (644,086.00) | (644,086.00) | (644,086.00) | (644,086.00) | (644,086.00) | (644,086.00) | |
| 644,086.00 | 644,086.00 | 644,086.00 | 644,086.00 | 644,086.00 | 644,086.00 | |
| (386,515.59) | (386,550.47) | (390,653.84) | (405,426.97) | (390,839.05) | (390,687.82) | |
| 2,337,569.82 | 2,331,047.97 | 2,443,993.30 | 2,639,675.63 | 3,469,483.63 | 3,599,389.05 | |
| - | - | (324.00) | (864.00) | (918.00) | (594.00) | |
| (10,758.19) | (6,448.11) | (30,772.26) | (20,126.24) | (52,112.61) | (33,120.65) | |
| - | - | - | - | - | - | |
| (5,160.00) | (6,788.00) | (8,780.00) | (10,103.00) | (9,505.00) | (7,912.00) | |
| 2,794.67 | 2,487.05 | 14,205.30 | 9,083.67 | 9,404.66 | 18,001.95 | |
| (980.72) | (1,010.14) | (1,010.14) | (1,010.14) | (1,010.14) | (1,010.14) | |
| (8,804.64) | (8,794.19) | (8,860.37) | (8,860.75) | (9,087.01) | (9,037.51) | |
| 22,908.88 | 20,553.39 | 35,217.47 | 31,016.46 | 62,310.10 | 33,078.35 | |
| 2,360,478.70 | 2,351,601.36 | 2,479,534.77 | 2,671,556.09 | 3,532,711.73 | 3,633,061.40 | |
| 3,595.72 | 4,147.65 | 6,582.70 | 6,251.73 | 5,413.15 | 4,105.75 | |
| 290.35 | - | 625.00 | 1,795.50 | 1,448.00 | 1,280.35 | |
| 1,231.20 | 982.20 | 4,221.30 | 985.10 | 1,696.00 | 2,102.70 | |
| 793.62 | 811.52 | 793.62 | 3,518.15 | 3,518.15 | 3,518.15 | |
| 13,003.58 | 13,003.58 | 13,003.58 | 19,925.13 | 19,925.13 | 19,925.13 | |
| 897.33 | 897.33 | 1,073.75 | 1,073.75 | 1,073.75 | 1,043.51 | |
| 1,580.03 | 1,446.29 | 1,594.89 | 2,189.29 | 1,862.37 | 2,219.01 | |
| 111.87 | 111.87 | 1,784.48 | 1,458.27 | 1,458.27 | 519.27 | |
| 4,783.38 | 11,771.28 | 11,771.28 | 11,771.28 | 15,639.18 | 15,639.18 | |
| 3,989.55 | 3,534.75 | 3,875.85 | 5,695.05 | 11,266.35 | 17,406.15 | |
| 650.04 | 843.02 | 843.02 | 843.02 | 929.86 | 929.86 | |
| 371.52 | 371.52 | 499.20 | 499.20 | 499.20 | 392.67 | |
| - | - | 782.50 | (782.50) | - | - | |
| (785.45) | 509.86 | 170.97 | 102.89 | 146.54 | 167.24 | |
| 1,391.88 | 1,051.63 | 1,306.64 | 837.31 | 135.32 | 1,058.12 | |
| 22,463.38 | 21,967.57 | 23,848.44 | 19,673.78 | 22,519.67 | 20,353.51 | |
| 33,709.32 | 36,874.13 | 31,327.20 | 26,888.29 | 29,106.37 | 20,478.69 | |
| 37,585.54 | 35,785.98 | 46,225.36 | 57,774.98 | 66,610.46 | 64,882.48 | |
| 316.09 | 348.11 | 258.51 | 156.50 | 164.36 | 167.90 | |
| 166.84 | 70.46 | 14.89 | 14.89 | 14.89 | 16.12 | |
| 116.12 | 213.57 | 107.64 | 100.70 | 116.50 | 119.42 | |
| - | - | - | - | - | - | |
| 471.92 | 416.73 | 240.46 | 312.40 | 147.26 | 149.25 | |
| 1,008.77 | 988.96 | 797.73 | 668.06 | 578.79 | 553.25 | |
| 2,446.32 | 2,558.75 | 1,910.65 | 1,951.27 | 2,263.94 | 2,373.50 | |

| | | | | | |
|-----------|-----------|-----------|-----------|-----------|-----------|
| 685.44 | 578.98 | 503.14 | 417.02 | 452.60 | 479.56 |
| - | - | - | - | - | - |
| - | 181.48 | 182.00 | (87.44) | 57.29 | (69.99) |
| - | - | - | - | - | - |
| 812.86 | 788.08 | 838.32 | 512.13 | 495.69 | 491.35 |
| 507.20 | 484.99 | 509.98 | 387.41 | 376.27 | 353.60 |
| 558.48 | 2,087.61 | 894.22 | 764.70 | 791.92 | 924.27 |
| 816.17 | 977.37 | 480.70 | 434.24 | 514.15 | 537.61 |
| 618.49 | 471.23 | 207.68 | 212.07 | 236.22 | 215.68 |
| 1,770.63 | 1,546.63 | 5,614.80 | 1,489.81 | 20,175.10 | 28,050.46 |
| 53.83 | 57.65 | 59.13 | 57.54 | 59.57 | 56.36 |
| 5,119.21 | 5,538.40 | 5,435.91 | 7,652.82 | 9,980.77 | 9,616.41 |
| 985.55 | 881.65 | 807.98 | 735.93 | 758.63 | 984.74 |
| 464.82 | 867.17 | 703.47 | 577.05 | 966.44 | 648.31 |
| 1,942.67 | 1,897.41 | 1,795.10 | 1,516.92 | 705.56 | 3,000.95 |
| - | - | - | - | - | - |
| 976.21 | 746.36 | 766.62 | 1,105.74 | 1,147.98 | 1,172.32 |
| 303.11 | 843.43 | 552.86 | 546.10 | 707.36 | 936.61 |
| 885.09 | 805.39 | 339.60 | 426.30 | 567.82 | 579.31 |
| 541.97 | 249.11 | 421.32 | 316.82 | 275.35 | 415.83 |
| 429.76 | 239.57 | 139.76 | 163.23 | 208.82 | 210.50 |
| 1,292.92 | 1,033.88 | 1,401.50 | 1,592.22 | 1,985.09 | 2,212.78 |
| 790.31 | 603.27 | 379.74 | 277.39 | 137.49 | 468.26 |
| 1,001.07 | 1,395.44 | 1,191.50 | 1,036.66 | 1,481.73 | 2,492.80 |
| 1,443.02 | 838.45 | 527.93 | 687.28 | 846.65 | 1,002.43 |
| 705.14 | 865.09 | 482.96 | 719.92 | 775.75 | 768.17 |
| 1,180.55 | 1,171.56 | 1,610.57 | 2,100.49 | 2,709.12 | 3,057.33 |
| 974.26 | 696.19 | 442.46 | 417.83 | 401.79 | 431.31 |
| 1,368.50 | 1,342.54 | 1,571.00 | 1,406.93 | 1,798.63 | 2,472.66 |
| 322.87 | 858.81 | 315.13 | 313.91 | 310.26 | 349.95 |
| 1,837.15 | 2,049.24 | 1,240.47 | 740.30 | 2,104.06 | 4,461.47 |
| 152.76 | 604.83 | 347.77 | 245.51 | 219.46 | 237.94 |
| 682.37 | 683.23 | 473.57 | 272.33 | 421.54 | 517.71 |
| 405.16 | 387.96 | 263.30 | 159.87 | 311.55 | 382.27 |
| 1,158.45 | 1,150.06 | 812.36 | 1,822.90 | 2,024.08 | 2,162.23 |
| 773.51 | 758.35 | 821.51 | 950.11 | 1,168.44 | 1,173.13 |
| 184.79 | 206.22 | 189.52 | 184.28 | 195.13 | 193.09 |
| 894.50 | 730.31 | 537.05 | 414.11 | 421.99 | 435.98 |
| 458.96 | 338.54 | 507.13 | 775.76 | 1,253.94 | 1,765.13 |
| 434.33 | 434.33 | - | - | 599.33 | 330.00 |
| 25,239.53 | 25,050.18 | 25,709.46 | 25,501.43 | 27,486.36 | 27,437.59 |
| 750.17 | 1,807.40 | 603.86 | 1,145.85 | 369.15 | 1,391.36 |
| 6,108.43 | 5,199.39 | 2,909.31 | 927.64 | 562.40 | 457.10 |
| 2,215.43 | 2,188.20 | 2,358.57 | 2,204.48 | 2,242.25 | 2,321.35 |
| 238.67 | 22.92 | 784.27 | 256.41 | - | 385.31 |
| 696.22 | 1,483.15 | 1,003.67 | 98.08 | 621.60 | 221.50 |
| - | - | - | - | - | - |
| - | - | - | - | - | - |
| 2,202.71 | 1,476.33 | 3,259.21 | 3,215.85 | 2,662.03 | 564.76 |
| 325.59 | - | 136.38 | 21.70 | - | - |
| 217.50 | 440.00 | 173.19 | 2,014.37 | - | - |
| - | - | - | - | - | - |
| 1,426.05 | 388.80 | 3,870.30 | 11,508.98 | 23,020.72 | 7,534.80 |
| 5,017.91 | 8,119.71 | 3,749.84 | 200.00 | 1,635.60 | 200.00 |
| 550.76 | 2,120.91 | 370.85 | 420.88 | 999.02 | 2,049.09 |
| 2,439.95 | 460.00 | 4,120.19 | (398.50) | - | 215.00 |

| | | | | | |
|-------------------|-------------------|-------------------|-------------------|-------------------|-------------------|
| 124.13 | 123.97 | 123.97 | 123.97 | 124.70 | 124.70 |
| - | - | - | - | - | - |
| - | (1,275.81) | 1,275.81 | - | - | - |
| 1,079.30 | 764.31 | 183.69 | 170.11 | 177.51 | 177.06 |
| 1,934.00 | 1,632.00 | 1,856.00 | 1,734.00 | 1,856.00 | 1,858.00 |
| 14,389.89 | 19,246.04 | 16,677.02 | 14,216.35 | 10,538.64 | 14,912.72 |
| 7,065.22 | 7,494.55 | 3,852.50 | 2,756.20 | 6,726.06 | 6,748.91 |
| 2,801.37 | 2,715.03 | 3,701.18 | 4,886.67 | 6,188.64 | 5,966.31 |
| 16.32 | 28.98 | 33.28 | 45.87 | 41.79 | 50.16 |
| 23,429.69 | 25,224.24 | 32,105.13 | 34,896.71 | 46,336.39 | 46,112.41 |
| - | - | - | - | - | - |
| 948.58 | 948.58 | 1,121.05 | 1,293.52 | 1,638.46 | 1,724.69 |
| - | - | - | - | - | - |
| 2,734.79 | 3,292.91 | 3,864.98 | 4,402.17 | 4,869.60 | 6,051.78 |
| - | - | - | - | - | - |
| - | - | - | - | - | - |
| - | - | 6,451.12 | - | - | - |
| 1,523.20 | 2,157.86 | 2,284.79 | 2,665.59 | 3,614.04 | 3,291.36 |
| - | - | - | - | - | - |
| - | - | - | - | - | - |
| - | - | - | - | - | - |
| 25,820.19 | 26,438.63 | 32,733.89 | 37,906.86 | 51,379.46 | 47,055.39 |
| - | - | - | - | - | - |
| - | - | - | - | - | - |
| - | - | - | - | - | - |
| 130.42 | 130.41 | 260.83 | 298.13 | 335.38 | 447.17 |
| - | - | 137.17 | - | - | - |
| 63.86 | 6.21 | 18.68 | 18.68 | 37.62 | 37.82 |
| 1,161.73 | 457.03 | 883.80 | 531.02 | 527.63 | 703.51 |
| 206.13 | 257.67 | 824.53 | 1,545.98 | 1,391.38 | 1,752.11 |
| 19,063.90 | 18,454.35 | 20,731.89 | 16,813.20 | 18,104.64 | 17,451.16 |
| - | - | - | - | - | - |
| 15,241.90 | 14,388.10 | 3,122.62 | 7,421.88 | 5,908.40 | 8,045.31 |
| 418.76 | 1,230.60 | - | 912.80 | 983.60 | - |
| 1,852.70 | 2,687.30 | 4,033.30 | 4,935.35 | 11,496.75 | 7,717.36 |
| 1,161.60 | 3,451.20 | 1,512.73 | 1,287.40 | 2,128.00 | 1,854.60 |
| 627.51 | 177.62 | 599.81 | - | (50.00) | 1,169.75 |
| 2,055.72 | 324.74 | 3,483.07 | 1,213.92 | 6,431.44 | 3,927.57 |
| 7,226.81 | 7,799.86 | 7,853.19 | 6,901.53 | 7,270.12 | 8,148.90 |
| (25,833.50) | (27,197.50) | (29,089.50) | (25,388.00) | (29,275.95) | (27,296.50) |
| - | - | - | - | - | - |
| - | - | - | - | - | - |
| - | - | - | - | - | - |
| - | - | - | - | - | - |
| - | - | - | - | - | - |
| 5,912.94 | 10,443.27 | 7,729.26 | 3,675.07 | 4,840.65 | 6,231.63 |
| 25,652.22 | 24,181.28 | 29,004.46 | 32,369.99 | 42,832.53 | 40,689.27 |
| 415.09 | 2,001.57 | 740.22 | 233.52 | 319.16 | 430.89 |
| 979.44 | 1,254.57 | 1,572.69 | 682.54 | 1,653.32 | 1,362.76 |
| 3,761.98 | 6,955.40 | 1,443.60 | 2,643.96 | 321.08 | 13.84 |
| 10,872.82 | 9,559.60 | 15,819.53 | 20,455.54 | 16,553.89 | 14,325.30 |
| 363,988.66 | 388,209.13 | 413,023.11 | 423,817.93 | 529,077.14 | 516,783.53 |
| 29,545.82 | 31,663.68 | 32,395.21 | 28,079.99 | 32,175.61 | 30,447.05 |
| 8,988.20 | 10,349.13 | 9,482.44 | 9,409.70 | 9,662.69 | 10,183.82 |
| 4,355.74 | 1,154.47 | 6,742.72 | 2,904.58 | 6,130.83 | 5,884.29 |

| | | | | | |
|-------------|-------------|-------------|-------------|-------------|-------------|
| 2,412.71 | 139.00 | 3,185.07 | 1,613.17 | 33.08 | 1,323.17 |
| 187.56 | 208.50 | 938.25 | 49.22 | 784.12 | 1,678.86 |
| 9,236.51 | 15,387.30 | 1,172.96 | 765.12 | 662.89 | 1,137.34 |
| 26,405.49 | 18,054.11 | 25,135.89 | 23,982.84 | 15,561.84 | 14,925.44 |
| 429.62 | 4,550.41 | 2,347.33 | 509.60 | 415.68 | 203.81 |
| - | - | - | - | - | - |
| - | - | - | - | - | - |
| - | - | - | - | - | - |
| 629.52 | 2,723.04 | 3,003.03 | 314.76 | 117.12 | 1,562.62 |
| - | - | - | - | - | - |
| 4,576.43 | 4,715.78 | 4,662.65 | 3,948.25 | 4,839.12 | 3,637.63 |
| - | - | - | - | - | - |
| 2,618.37 | 18,090.00 | 3,641.00 | 1,274.66 | 1,153.17 | 2,371.54 |
| 10,378.13 | 5,598.28 | 15,521.56 | 8,536.94 | 15,774.54 | 4,493.69 |
| - | 126.26 | - | 346.16 | (66.83) | 72.52 |
| - | - | - | - | 914.06 | - |
| 561.99 | 1,021.43 | 1,501.00 | 984.12 | 316.27 | 1,187.24 |
| 438.91 | 1,414.90 | 651.18 | 1,439.62 | 15,441.07 | 7,095.79 |
| 1,171.18 | 79.16 | 1,794.82 | 1,146.61 | - | 114.38 |
| 1,663.93 | - | 115.43 | 2,368.47 | 375.04 | 524.16 |
| 701.76 | - | - | - | - | 354.05 |
| - | - | - | - | - | - |
| - | - | - | - | - | - |
| - | - | - | - | - | - |
| - | - | - | - | - | - |
| - | - | - | - | - | - |
| - | - | - | - | - | - |
| - | - | - | - | - | - |
| - | - | - | - | - | - |
| - | - | - | - | - | - |
| - | - | - | - | - | - |
| - | - | - | - | - | - |
| - | - | - | - | - | - |
| - | - | - | - | - | - |
| - | - | - | - | - | - |
| - | - | - | - | - | - |
| 8,402.15 | 4,960.36 | 5,550.11 | 4,260.23 | 9,631.08 | 8,108.09 |
| 9,182.65 | 9,472.00 | 13,470.20 | 11,108.36 | 10,933.24 | 11,495.28 |
| - | - | - | - | - | - |
| - | - | - | - | - | - |
| - | 601.74 | 657.44 | - | - | 592.10 |
| - | - | - | - | - | - |
| (34,145.75) | (45,011.25) | (62,835.25) | (52,208.50) | (50,102.25) | (56,570.50) |
| (2,541.25) | (3,610.00) | (7,504.25) | (6,305.25) | (6,767.25) | (8,410.50) |
| - | - | - | (712.50) | - | (1,653.00) |
| - | - | - | - | - | - |
| 1,640.09 | 70.00 | 1,000.55 | 166.62 | - | 162.00 |
| 12,727.99 | 4,917.57 | 4,618.80 | 43,683.58 | 553.02 | 13,244.14 |
| 6,703.09 | 40,613.27 | 94,587.87 | 105,528.51 | 91,393.64 | 58,125.33 |
| 558.96 | 19,250.27 | 51,343.21 | 144.99 | 4,944.59 | 1,309.92 |
| 12,759.94 | 5,386.81 | 6,683.28 | 5,728.64 | 3,828.71 | 9,524.23 |
| - | - | - | - | - | - |
| - | - | - | - | - | - |
| - | - | - | - | - | - |
| (504.66) | 6,689.21 | (6,069.03) | 1,435.35 | 2,465.10 | 1,578.84 |
| - | - | - | - | - | - |
| (611.88) | (1,968.59) | (1,476.69) | 6,436.20 | (495.00) | (2,628.13) |
| 14.89 | 14.89 | 14.89 | 14.89 | 14.89 | 15.58 |
| 10,829.01 | 22,434.73 | 19,897.60 | 75,892.84 | 31,303.24 | 72,196.68 |

| | | | | | |
|-------------------|-------------------|-------------------|-------------------|-------------------|-------------------|
| - | - | - | - | - | - |
| 1,036.59 | 524.65 | 562.92 | 849.80 | 1,213.82 | 861.68 |
| - | - | - | - | - | - |
| 662.37 | - | - | - | - | (308.17) |
| 7,365.70 | 3,855.02 | 4,941.96 | 5,128.48 | 3,265.33 | 6,692.79 |
| - | - | 5,770.46 | 7,492.60 | 9,272.13 | 3,823.94 |
| 12,227.92 | 14,920.80 | 4,276.49 | 3,962.02 | 4,532.15 | 4,398.14 |
| - | - | - | - | - | - |
| - | - | - | - | - | - |
| 4,752.31 | 3,864.00 | 4,366.00 | 4,494.38 | 4,276.00 | 4,116.00 |
| - | - | - | - | - | - |
| 11,633.00 | 12,765.80 | 12,278.46 | 9,233.83 | 9,882.83 | 10,353.74 |
| - | - | - | - | - | - |
| 3,970.02 | 2,451.86 | 3,532.55 | 1,724.06 | 2,969.99 | 4,057.46 |
| - | - | - | - | - | - |
| 893.94 | 1,386.07 | 1,504.72 | 921.46 | 990.38 | 1,519.09 |
| 895.67 | 964.54 | 489.76 | 259.93 | 196.10 | 157.50 |
| 3,526.49 | 3,082.51 | 2,365.25 | 1,922.26 | 2,624.48 | 2,710.63 |
| 3,377.26 | 3,302.24 | 3,353.27 | 3,522.44 | 3,444.96 | 3,474.77 |
| 30,955.49 | 27,499.28 | 32,514.52 | 22,438.43 | 39,653.93 | 30,301.41 |
| 9,022.89 | 10,900.95 | 6,371.73 | 14,178.43 | 7,929.99 | 6,995.94 |
| - | - | - | - | - | - |
| 219,636.75 | 264,614.18 | 314,557.36 | 358,975.89 | 292,245.40 | 273,442.38 |
| 1,028.88 | 288.35 | 601.55 | 1,744.54 | 3,904.72 | 207.15 |
| 1,419.47 | 1,647.81 | 2,127.64 | 1,903.43 | 1,767.90 | 1,840.74 |
| - | 168.00 | - | - | - | - |
| 96,081.03 | 101,798.84 | 113,107.80 | 105,677.73 | 102,986.86 | 101,871.55 |
| 2,328.18 | 1,129.39 | 2,633.13 | 3,378.84 | 5,215.07 | 5,330.42 |
| 100,857.56 | 105,032.39 | 118,470.12 | 112,704.54 | 113,874.55 | 109,249.86 |
| (6,979.97) | - | 15.00 | - | - | 884.41 |
| 8,165.88 | 5,621.33 | 4,002.64 | 2,303.70 | 4,706.61 | 5,738.27 |
| 1,240.39 | 1,578.15 | 1,010.33 | 1,524.30 | 1,022.51 | 1,595.25 |
| - | - | - | - | - | - |
| - | - | - | - | - | - |
| - | - | - | - | - | - |
| 883.52 | 220.88 | 82.83 | - | - | - |
| - | - | - | - | - | - |
| 531.75 | 93.78 | - | - | - | - |
| 77.00 | 16.50 | 22.00 | 115.50 | - | - |
| - | - | - | - | - | - |
| 2,158.30 | 2,859.93 | 3,425.68 | 3,501.49 | 3,395.41 | 4,045.36 |
| 985.97 | 535.10 | 488.41 | 1,148.82 | 638.18 | 1,301.73 |
| - | - | - | - | - | 3,500.00 |
| 26,728.69 | 17,439.32 | 28,077.50 | 27,405.84 | 27,186.23 | 24,484.56 |
| 130.22 | - | - | 28.60 | - | - |
| 479.15 | - | 742.48 | 541.37 | 29.34 | 55.00 |
| - | - | - | - | - | - |
| 84,433.03 | 92,089.07 | 99,153.87 | 88,663.47 | 86,003.89 | 88,233.93 |
| 79.07 | 389.97 | 1,153.83 | 465.11 | 696.82 | 264.15 |
| (2,248.22) | 713.03 | 1,314.00 | 5,731.47 | 1,874.68 | 2,083.82 |
| 116,664.78 | 121,557.06 | 139,488.57 | 131,429.67 | 125,553.67 | 132,186.48 |
| 15,482.10 | 16,660.22 | 14,961.98 | 12,635.22 | 17,214.96 | 15,037.60 |
| - | - | - | - | - | - |

| | | | | | |
|-------------|-------------|-------------|-------------|-------------|-------------|
| 60,600.64 | 63,275.31 | 66,679.87 | 56,679.37 | 55,255.26 | 57,084.20 |
| - | - | - | - | - | - |
| 12,582.88 | 10,878.99 | 14,034.17 | 12,351.05 | 12,406.49 | 10,760.32 |
| - | - | - | - | - | - |
| 42,152.64 | 48,339.18 | 35,172.51 | 40,147.69 | 37,683.52 | 41,781.39 |
| - | - | - | - | - | - |
| 3,088.15 | 2,777.93 | 3,296.82 | 2,087.95 | 2,851.33 | 3,414.78 |
| - | - | - | - | - | - |
| 24.99 | 868.25 | 302.86 | 24.99 | 665.69 | 132.03 |
| 315.11 | 303.74 | 406.11 | 442.53 | 415.45 | 461.09 |
| - | - | - | - | - | - |
| 3,454.20 | 807.20 | 6,450.00 | 3,454.20 | 524.82 | 4,704.28 |
| - | - | - | - | - | - |
| - | - | - | - | - | - |
| - | - | - | - | - | - |
| - | - | - | - | - | - |
| 27,382.06 | 27,382.06 | 35,321.03 | 27,382.06 | 27,382.06 | 27,790.75 |
| - | - | - | - | - | - |
| 3,190.09 | 3,712.05 | 3,532.20 | 3,949.30 | 4,842.60 | 4,580.58 |
| (65,185.64) | (62,150.74) | (64,237.98) | (57,817.75) | (53,279.32) | (69,689.52) |
| (70,928.87) | (74,590.14) | (70,541.39) | (67,454.67) | (83,087.20) | (76,584.17) |
| 34,256.98 | 29,088.19 | 21,844.80 | 22,354.29 | 2,924.42 | 36,589.62 |
| 46,820.27 | 19,421.27 | 46,749.01 | 46,820.27 | 46,820.27 | 46,820.30 |
| 386.19 | 386.19 | 386.19 | 386.19 | 386.19 | 386.19 |
| - | - | - | - | - | - |
| 110,420.17 | 110,420.17 | 110,420.17 | 110,420.17 | 110,420.17 | 110,420.17 |
| 26,078.35 | 21,738.18 | 27,805.82 | 16,900.27 | 27,239.50 | 26,572.61 |
| - | - | - | - | - | - |
| 27,057.49 | 11,419.27 | 21,844.75 | 21,844.75 | 21,844.75 | 21,844.75 |
| - | - | - | - | - | - |
| 147,708.67 | 150,216.58 | 135,421.05 | 152,905.68 | 143,254.88 | 125,574.40 |
| - | - | - | 13,017.25 | - | - |
| 17,811.01 | 17,791.97 | 17,655.09 | 12,318.76 | 18,611.50 | 18,012.16 |
| 3,257.50 | 3,259.50 | 3,286.00 | 1,427.97 | 3,235.00 | 3,282.00 |
| - | - | - | - | - | - |
| 1,526.28 | (548.14) | 629.20 | 292.83 | 224.25 | 526.21 |
| - | 8.44 | 2,730.47 | (26.17) | (275.12) | 520.00 |
| 1,619.00 | (1,183.50) | (95.00) | 788.96 | 135.00 | 918.29 |
| - | - | 4,120.62 | - | - | - |
| - | - | - | - | - | - |
| 2,860.99 | 2,994.70 | 1,091.25 | 1,144.48 | 3,010.25 | 5,761.78 |
| 3,173.90 | 3,271.41 | 11,257.48 | 3,100.06 | 3,751.42 | 2,163.86 |
| 10,339.00 | - | - | 30,587.00 | - | - |
| 10,144.00 | 10,144.00 | 10,144.00 | 10,144.00 | 10,144.00 | 5,810.00 |
| 14,391.08 | 3,780.44 | 2,581.99 | 2,966.18 | 5,220.93 | 75.00 |
| 2,532.84 | 3,277.59 | 2,662.05 | 2,488.05 | 2,646.80 | 3,082.30 |
| 1,073.06 | 640.00 | 490.00 | 1,690.00 | 829.78 | 615.00 |
| 11,664.05 | 1,066.12 | 2,104.14 | 241.00 | - | - |
| 18.98 | 79.25 | 169.90 | 154.00 | 326.56 | 19.52 |
| - | 1,240.00 | 0.01 | (492.76) | - | - |
| 661.50 | 301.25 | 2,342.25 | 1,727.75 | 208.75 | 100.00 |
| - | - | - | - | - | - |
| - | 100.00 | 100.00 | 100.00 | 100.00 | 100.00 |
| 3,007.13 | 5,297.98 | 2,052.94 | 2,048.07 | 2,047.03 | 3,512.52 |
| - | - | - | - | - | - |

| | | | | | |
|---------------------|---------------------|---------------------|---------------------|---------------------|---------------------|
| - | - | - | - | - | - |
| - | - | - | - | - | - |
| - | - | - | - | - | - |
| 508,966.79 | 432,474.91 | 473,172.36 | 489,230.99 | 425,981.99 | 432,180.01 |
| 41,310.44 | 41,854.95 | 44,048.23 | 38,011.83 | 37,154.17 | 38,835.42 |
| - | - | 57.31 | 17.99 | 241.11 | - |
| - | - | - | - | 243.36 | - |
| - | 73.80 | 33.16 | - | 81.51 | - |
| - | - | - | - | - | - |
| 2,552.94 | 2,484.61 | 2,426.72 | 2,717.99 | 2,660.23 | 2,391.64 |
| 1,812.18 | 1,805.89 | 1,924.77 | 1,903.62 | 1,866.90 | 1,866.90 |
| 47,596.34 | 46,647.56 | 56,773.74 | 46,881.65 | 44,429.65 | 45,444.67 |
| 93,271.90 | 92,866.81 | 105,263.93 | 89,533.08 | 86,676.93 | 88,538.63 |
| 22,095.00 | 17,676.00 | 19,062.00 | 17,928.00 | 18,232.00 | 18,927.00 |
| (416,076.00) | (300,822.00) | (297,502.00) | (267,885.00) | (269,936.00) | (266,238.00) |
| - | - | - | - | - | - |
| 1,009,405.44 | 1,121,608.48 | 1,285,535.45 | 1,355,735.10 | 1,321,705.68 | 1,305,069.89 |
| 496,708.11 | 494,509.75 | 495,402.33 | 496,580.91 | 496,581.91 | 544,178.38 |
| (849.62) | (849.62) | (849.62) | (849.62) | (849.62) | (849.62) |
| (1,402.52) | (1,402.52) | (1,402.51) | (1,402.52) | (1,402.51) | (1,402.51) |
| 494,455.97 | 492,257.61 | 493,150.20 | 494,328.77 | 494,329.78 | 541,926.25 |
| (64,888.91) | (64,940.71) | (65,327.65) | (65,464.50) | (67,276.19) | (110,071.63) |
| (64,888.91) | (64,940.71) | (65,327.65) | (65,464.50) | (67,276.19) | (110,071.63) |
| 10,750.87 | 10,937.66 | 10,114.54 | 11,470.63 | 11,430.23 | 11,383.79 |
| 156,533.92 | 156,533.92 | 156,534.70 | 156,533.92 | 156,534.71 | 156,533.91 |
| 167,284.79 | 167,471.58 | 166,649.24 | 168,004.55 | 167,964.94 | 167,917.70 |
| (5,273.67) | (5,273.67) | (5,273.67) | (5,273.67) | (5,273.67) | (5,273.67) |
| - | - | - | - | - | - |
| - | - | - | - | - | - |
| 328,145.37 | 332,699.04 | 375,529.39 | 354,153.73 | 354,153.74 | 354,153.74 |
| 10,592.62 | 11,702.88 | 12,546.43 | 11,316.56 | 12,279.46 | 11,398.05 |
| 45,292.61 | 50,039.90 | 53,646.74 | 48,388.06 | 52,505.35 | 47,642.18 |
| 79.44 | 42.49 | 149.73 | 140.58 | 136.33 | 39.86 |
| 948.03 | 306.05 | 211.94 | 198.95 | 181.29 | (689.33) |
| 126.33 | 15.06 | - | - | (8.12) | - |
| - | - | - | - | - | - |
| - | - | - | - | 232.75 | - |
| 385,184.40 | 394,805.42 | 442,084.23 | 414,197.88 | 419,480.80 | 412,544.50 |
| 63,066.33 | 37,472.35 | 71,893.65 | 53,282.37 | 289,442.20 | 259,532.25 |
| 25,759.99 | 13,328.12 | 28,560.13 | 21,166.71 | 114,982.46 | 103,100.56 |
| - | - | - | - | - | - |
| - | - | - | - | - | - |
| - | - | - | - | - | - |
| - | - | - | - | - | - |

| | | | | | |
|---------------------|---------------------|---------------------|---------------------|---------------------|---------------------|
| - | - | - | - | - | - |
| (2,753.00) | (2,753.00) | (2,753.00) | (2,753.00) | (2,753.00) | (2,753.00) |
| 86,073.32 | 48,047.47 | 97,700.78 | 71,696.08 | 401,671.66 | 359,879.81 |
| 2,072,241.34 | 2,153,976.18 | 2,414,518.58 | 2,433,224.21 | 2,732,603.00 | 2,671,992.85 |
| 288,237.36 | 197,625.18 | 65,016.19 | 238,331.88 | 800,108.73 | 961,068.55 |
| - | - | - | - | (16,876.94) | (71,549.09) |
| - | - | - | - | - | - |
| - | - | - | - | - | - |
| - | - | - | - | 16,876.94 | 71,549.09 |
| (2,304.00) | (1,725.00) | (1,787.00) | (6,257.00) | (3,365.00) | (6,644.00) |
| (1,187.00) | (889.00) | (841.00) | (2,945.00) | (1,584.00) | (3,127.00) |
| (3,491.00) | (2,614.00) | (2,628.00) | (9,202.00) | (4,949.00) | (9,771.00) |
| 308,478.30 | 299,619.65 | 366,927.19 | 328,311.15 | 333,780.07 | 336,330.70 |
| 32,329.55 | 4,574.79 | 1,359.51 | 3,255.06 | 6,311.49 | 8,026.81 |
| - | - | - | - | - | - |
| 22,606.03 | 22,606.03 | 21,272.93 | 23,158.23 | 23,158.23 | 23,314.93 |
| - | - | - | - | - | - |
| - | - | - | - | - | - |
| (10,168.21) | (11,073.74) | (11,073.74) | (11,073.74) | (11,073.74) | (11,073.74) |
| (57,494.59) | (58,736.11) | (61,442.34) | (61,760.12) | (61,989.20) | (56,846.66) |
| - | - | - | - | - | - |
| 295,751.08 | 256,990.62 | 317,043.55 | 281,890.58 | 290,186.85 | 299,752.04 |
| (4,022.72) | (56,751.44) | (249,399.36) | (34,356.70) | 531,747.82 | 742,636.60 |
| (461,869.67) | (518,621.11) | (768,020.47) | (802,377.17) | (270,629.35) | 472,007.25 |

| | 9 | 10 | 11 | 12 | |
|--|---------------------|---------------------|---------------------|---------------------|----------------------|
| | Sep-19 | Oct-19 | Nov-19 | Dec-19 | Total |
| | (2,679,088.45) | (2,483,906.80) | (2,160,116.50) | (1,760,210.22) | (26,008,875) |
| | - | - | - | - | (18,418) |
| | (41,160.00) | (40,475.00) | 842,842.00 | (131,911.00) | (129,436) |
| | - | - | - | - | 18,423 |
| | (50,936.55) | (47,738.23) | (442,605.04) | (171,254.24) | (1,049,281) |
| | - | - | - | - | (16,561) |
| | (644,086.00) | (644,086.00) | (644,086.00) | (644,086.00) | (7,729,032) |
| | 644,086.00 | 644,086.00 | 644,086.00 | 644,086.00 | 7,729,032 |
| | (392,323.75) | (391,201.41) | (391,244.41) | (390,938.93) | (4,691,199) |
| | 3,163,508.75 | 2,963,321.44 | 2,151,123.95 | 2,454,314.39 | 31,895,347.28 |
| | (702.00) | (216.00) | (54.00) | - | (3,672) |
| | (29,056.58) | (17,862.87) | (22,717.01) | (25,165.70) | (277,822) |
| | 3.36 | - | - | - | 3 |
| | (8,715.00) | (11,629.00) | (11,134.00) | (7,233.00) | (98,243) |
| | 17,732.68 | 4,830.03 | 12,568.94 | 2,481.21 | 114,138 |
| | (1,010.14) | (1,010.14) | (1,010.14) | (1,010.14) | (12,033) |
| | (9,083.05) | (9,088.20) | (9,081.07) | (9,078.30) | (107,420) |
| | 30,128.73 | 34,760.18 | 31,373.28 | 40,005.93 | 381,376 |
| | 3,194,339.48 | 2,998,297.62 | 2,182,551.23 | 2,494,320.32 | 32,280,395.31 |
| | 3,367.75 | 4,041.30 | 2,446.05 | 5,077.90 | 51,573 |
| | - | - | - | 1,477.28 | 9,114 |
| | 2,909.99 | 4,090.27 | 2,237.20 | 577.18 | 22,789 |
| | 639.98 | 639.98 | 639.98 | 162.81 | 15,350 |
| | 13,180.38 | 13,180.38 | 13,180.38 | 8,555.10 | 171,035 |
| | 1,043.51 | 1,043.51 | 1,035.58 | 1,035.58 | 12,093 |
| | 2,219.01 | 1,966.39 | 1,765.61 | 1,689.06 | 21,588 |
| | 519.27 | 519.27 | 107.07 | 107.07 | 6,916 |
| | 15,639.18 | 5,682.78 | 6,621.30 | 5,682.78 | 114,568 |
| | 19,793.85 | 16,496.55 | 12,540.04 | 6,450.84 | 109,142 |
| | 929.86 | 660.38 | 660.39 | 660.39 | 9,250 |
| | 392.67 | 392.67 | 381.72 | 381.72 | 4,953 |
| | - | - | - | - | - |
| | - | - | - | 75.00 | 1,335 |
| | 684.36 | 2,112.24 | 661.89 | 3,046.13 | 14,792 |
| | 21,881.76 | 23,843.19 | 21,884.40 | 19,653.89 | 262,269 |
| | 29,473.35 | 20,960.43 | 17,253.15 | 17,403.60 | 330,772 |
| | 65,987.46 | 43,480.36 | 39,482.06 | 38,912.62 | 565,259 |
| | 169.61 | 172.32 | 174.77 | 186.70 | 2,555 |
| | 16.21 | 48.11 | 187.00 | 201.32 | 1,030 |
| | 125.05 | 82.79 | 123.75 | 199.55 | 1,732 |
| | - | - | - | - | - |
| | 160.55 | 136.15 | 313.03 | 533.68 | 3,863 |
| | 559.87 | 373.27 | 341.76 | 967.22 | 9,143 |
| | 2,466.35 | 2,071.07 | 1,975.77 | 2,435.05 | 27,393 |

| | | | | |
|-----------|-----------|-----------|-------------|----------------|
| 536.36 | 508.10 | 692.02 | 944.63 | 7,400 |
| - | - | - | - | - |
| - | - | - | - | 447 |
| - | - | - | - | - |
| 500.10 | 462.05 | 587.97 | 889.63 | 8,169 |
| 353.98 | 378.84 | 351.70 | 560.87 | 5,528 |
| 800.66 | 728.70 | 1,277.75 | 1,717.27 | 13,189 |
| 593.04 | 727.00 | 1,009.05 | 912.20 | 8,858 |
| 198.56 | 258.59 | 381.69 | 506.37 | 4,603 |
| 40,568.41 | 34,968.18 | 23,435.41 | 6,218.59 | 167,715 |
| 59.91 | 58.24 | 52.60 | 60.12 | 694 |
| 8,514.04 | 7,900.71 | 6,863.94 | 6,628.77 | 85,259 |
| 863.41 | 829.40 | 608.71 | 926.23 | 10,381 |
| 1,081.80 | 302.63 | 354.81 | 492.07 | 7,822 |
| 1,783.55 | 1,656.92 | 1,235.63 | 3,687.99 | 23,674 |
| - | - | - | - | - |
| 1,111.98 | 1,024.32 | 928.31 | 827.81 | 11,646 |
| 714.21 | 523.23 | 519.87 | 697.93 | 7,777 |
| 583.15 | 411.51 | 488.66 | 818.45 | 7,801 |
| 477.02 | 380.41 | 428.60 | 462.30 | 5,243 |
| 97.62 | 238.17 | 286.70 | 436.50 | 3,450 |
| 2,031.00 | 1,334.11 | 1,056.69 | 1,371.41 | 18,324 |
| 301.74 | 320.64 | 674.51 | 787.18 | 6,578 |
| 1,458.69 | 1,080.53 | 917.08 | 1,037.05 | 15,269 |
| 958.29 | 922.74 | 592.62 | 1,349.02 | 11,877 |
| 737.12 | 605.35 | 820.60 | 1,042.53 | 9,102 |
| 2,897.73 | 2,400.57 | 1,389.93 | 1,740.73 | 22,930 |
| 407.67 | 378.31 | 528.66 | 918.40 | 7,620 |
| 1,136.03 | 1,484.62 | 1,410.82 | 1,537.06 | 18,617 |
| 332.68 | 518.41 | 684.41 | 756.64 | 6,300 |
| 4,804.25 | 3,235.84 | 1,032.52 | 1,233.40 | 26,640 |
| 245.02 | 301.58 | 375.65 | 434.66 | 3,983 |
| 506.31 | 387.25 | 268.00 | 518.21 | 6,168 |
| 370.44 | 379.53 | 325.26 | 485.63 | 4,393 |
| 2,177.16 | 1,495.33 | 121.95 | 911.66 | 16,504 |
| 1,181.86 | 666.26 | 695.22 | 796.35 | 10,666 |
| 196.04 | 192.29 | 193.99 | 294.79 | 2,427 |
| 448.71 | 396.39 | 428.88 | 798.21 | 7,831 |
| 1,317.86 | 912.89 | 438.68 | 472.09 | 9,250 |
| 165.00 | 165.00 | 165.00 | 165.00 | 3,327 |
| 24,237.20 | 23,940.70 | 24,823.63 | 25,882.46 | 301,918 |
| 618.67 | 1,461.26 | 1,232.86 | 1,002.04 | 11,779 |
| 473.12 | 816.39 | 2,236.06 | 4,668.82 | 38,791 |
| 2,253.96 | 2,251.17 | 2,292.06 | 1,835.00 | 26,690 |
| 714.52 | 126.07 | 147.05 | - | 3,054 |
| 89.00 | 510.53 | 237.00 | 342.65 | 6,042 |
| - | - | - | - | - |
| - | - | - | - | - |
| 3,097.54 | 5,739.54 | 2,985.83 | 6,413.82 | 41,678 |
| - | 156.90 | 575.80 | 183.84 | 1,400 |
| - | 768.08 | 210.87 | 625.00 | 9,111 |
| - | - | - | - | - |
| 4,831.70 | 13,519.77 | 8,042.29 | (18,247.65) | 61,310 |
| 6,707.74 | 1,765.00 | 450.00 | 2,695.00 | 31,303 |
| - | 573.71 | 142.79 | 249.26 | 7,740 |
| - | 1,115.46 | 324.42 | - | 9,172 |

| | | | | |
|-------------------|-------------------|-------------------|-------------------|---------------------|
| 124.70 | 124.78 | 124.78 | - | 1,368 |
| - | - | - | - | (31) |
| 909.00 | 216.00 | 60.51 | - | 1,754 |
| 582.34 | 110.36 | 316.60 | 191.93 | 4,729 |
| 1,734.00 | 1,680.00 | 1,962.00 | 2,036.00 | 21,648 |
| 14,362.07 | 13,895.35 | 12,408.81 | 17,101.94 | 168,128 |
| 4,812.74 | 6,475.02 | 4,895.73 | 4,723.45 | 65,285 |
| 4,546.21 | 3,563.42 | 3,491.55 | 2,568.11 | 45,814 |
| 58.52 | 50.16 | 29.26 | 25.08 | 432 |
| 39,686.70 | 28,958.18 | 25,129.07 | 24,166.11 | 366,060 |
| - | - | - | - | - |
| 1,379.75 | 1,034.81 | 778.71 | 973.39 | 13,480 |
| - | - | - | - | - |
| 5,071.97 | 3,811.18 | 3,191.59 | 2,615.23 | 46,122 |
| - | - | - | - | - |
| - | - | - | - | - |
| 6,629.51 | - | - | - | 13,081 |
| 2,656.23 | 1,878.79 | 1,360.51 | 1,619.65 | 25,705 |
| - | - | - | - | - |
| - | - | - | - | - |
| - | - | - | - | - |
| 41,360.63 | 28,136.34 | 23,957.35 | 21,458.61 | 382,361 |
| - | - | - | - | - |
| - | - | - | - | - |
| - | - | - | - | - |
| 298.10 | 316.75 | 149.04 | 167.67 | 3,167 |
| - | - | - | - | 137 |
| 28.25 | 12.78 | 12.78 | 25.90 | 292 |
| 636.87 | 716.40 | 684.57 | 716.40 | 8,072 |
| 582.98 | 1,854.93 | 423.99 | 264.99 | 9,105 |
| 19,845.81 | 21,711.25 | 19,216.46 | 18,328.91 | 227,664 |
| - | - | - | - | - |
| 4,961.58 | 9,589.69 | 7,578.77 | 13,551.03 | 99,255 |
| 302.40 | 520.52 | 345.60 | 345.60 | 5,554 |
| 8,774.02 | 11,218.89 | 7,095.60 | 11,801.84 | 78,131 |
| 1,600.05 | 872.40 | 4,008.72 | 2,599.40 | 25,897 |
| 3,523.94 | - | 208.45 | - | 6,565 |
| 1,348.53 | 521.83 | 980.18 | 384.04 | 26,161 |
| 6,320.55 | 6,693.57 | 6,653.19 | 6,439.96 | 85,781 |
| (23,999.25) | (26,955.50) | (20,586.50) | (21,747.00) | (307,763) |
| 1,388.20 | - | - | - | 1,388 |
| 6,272.00 | - | - | - | 6,272 |
| 172.00 | - | 39.50 | - | 212 |
| - | - | - | - | - |
| - | - | - | - | - |
| 6,573.24 | 6,623.90 | 12,220.58 | 14,662.51 | 90,111 |
| 36,210.40 | 26,424.34 | 22,077.03 | 22,135.43 | 348,949 |
| 2,469.56 | 851.92 | 283.01 | 1,147.95 | 10,294 |
| 1,622.69 | 682.54 | 712.53 | 4,205.94 | 17,705 |
| 1,361.78 | - | 1,068.22 | 1,216.25 | 20,038 |
| 19,009.74 | 21,226.73 | 34,785.60 | 37,092.83 | 239,378 |
| 528,912.68 | 436,089.96 | 395,001.24 | 375,379.61 | 5,064,262.20 |
| 29,897.92 | 27,817.41 | 22,962.51 | 18,592.24 | 339,564 |
| 9,409.43 | 10,387.59 | 9,785.09 | 8,104.31 | 115,210 |
| 7,499.47 | 2,299.88 | 6,855.25 | 12,095.98 | 69,826 |

| | | | | |
|-------------|-------------|-------------|-------------|------------------|
| 861.88 | 1,401.83 | 146.20 | 3,880.21 | 17,300 |
| 70.00 | - | 838.74 | 358.90 | 9,928 |
| 4,966.10 | 4,197.47 | 2,663.76 | 4,088.60 | 51,198 |
| 10,030.55 | 10,902.64 | 14,591.35 | 19,044.09 | 235,146 |
| 425.52 | 3,734.31 | 1,783.59 | 396.42 | 14,925 |
| - | - | 156.44 | - | 156 |
| - | - | - | - | - |
| - | - | - | - | - |
| 1,010.16 | 2,363.05 | 2,280.18 | 1,647.00 | 16,639 |
| - | - | - | - | - |
| 4,475.64 | 6,677.87 | 5,797.76 | 3,312.95 | 55,730 |
| - | - | - | - | - |
| 1,161.92 | 262.06 | 1,714.75 | 1,715.18 | 35,406 |
| 6,418.26 | 6,907.44 | 12,261.83 | 4,649.00 | 98,771 |
| - | - | - | - | 798 |
| - | - | - | - | 914 |
| 1,653.77 | 236.06 | 5,881.19 | 6,704.47 | 23,677 |
| 5,571.71 | 7,436.03 | 422.28 | 4,443.68 | 46,446 |
| 1,359.76 | - | - | 2,189.55 | 9,028 |
| 391.19 | 3,255.91 | - | 181.30 | 12,453 |
| - | - | 194.41 | 508.82 | 3,650 |
| 579.60 | - | - | - | 580 |
| 12,180.32 | - | - | - | 14,036 |
| 419.88 | - | - | - | 420 |
| 272.00 | - | - | - | 272 |
| 6,015.60 | - | - | - | 6,016 |
| - | - | - | - | - |
| 1,711.12 | - | - | - | 1,711 |
| 1,537.00 | - | - | - | 1,537 |
| 107.00 | - | - | - | 107 |
| 179.00 | - | - | - | 179 |
| - | - | - | - | - |
| - | - | - | - | - |
| 4,298.26 | 5,230.03 | 2,012.37 | 5,767.27 | 71,406 |
| 8,780.24 | 9,817.41 | 10,850.46 | 9,214.54 | 123,430 |
| - | - | - | - | 2,171 |
| - | - | - | - | - |
| - | 136.32 | 32.81 | - | 2,377 |
| - | - | - | - | - |
| (49,301.00) | (53,319.75) | (47,531.50) | (35,851.40) | (560,973) |
| (7,355.25) | (6,423.75) | (6,352.50) | (5,344.50) | (70,181) |
| (1,083.00) | (1,539.00) | - | - | (5,273) |
| - | - | - | (4,305.02) | (6,887) |
| 1,969.76 | 1,860.52 | 1,008.75 | 2,860.88 | 12,555 |
| 20,660.86 | 26,684.96 | 14,081.82 | 38,933.13 | 203,703 |
| 95,199.66 | 84,534.28 | 15,847.60 | 4,671.87 | 603,607 |
| 3,822.30 | 16,684.83 | 10,134.51 | 1,884.81 | 112,300 |
| 13,176.09 | 11,748.81 | 9,453.39 | 4,668.51 | 103,406 |
| - | - | - | - | - |
| - | - | - | - | - |
| - | - | - | - | - |
| (3,625.04) | 7,390.91 | (2,208.47) | (384.56) | (0) |
| - | - | - | - | - |
| (1,074.00) | 4,775.85 | (6,581.60) | (1,040.43) | (0) |
| 16.21 | 16.21 | 16.21 | 16.21 | 185 |
| 44,323.77 | 48,692.28 | 34,132.08 | 28,824.73 | 434,801 |

| | | | | |
|-------------------|-------------------|-------------------|-------------------|---------------------|
| - | - | - | - | - |
| 575.54 | 1,706.86 | 310.84 | 1,865.05 | 11,256 |
| - | - | - | - | - |
| - | - | - | - | 354 |
| 405.61 | 7,976.17 | 4,756.62 | 14,954.98 | 70,443 |
| - | - | - | 120.00 | 26,479 |
| 3,646.25 | 8,048.34 | 7,084.03 | 1,518.87 | 72,809 |
| - | - | - | - | - |
| - | - | - | - | - |
| 4,502.16 | 3,912.00 | 4,824.00 | 4,922.00 | 52,063 |
| - | - | - | - | - |
| 10,771.29 | 10,332.71 | 7,744.79 | 7,530.87 | 117,348 |
| - | - | - | - | - |
| 2,895.65 | 3,628.75 | 2,914.09 | 3,714.35 | 36,224 |
| - | - | - | - | - |
| 772.00 | 1,589.49 | 283.24 | 925.38 | 13,068 |
| 185.24 | 260.08 | 486.32 | 1,065.22 | 7,842 |
| 2,363.04 | 2,109.12 | 2,867.68 | 3,495.76 | 35,337 |
| 3,488.84 | 3,465.41 | 3,224.00 | 3,467.40 | 41,565 |
| 28,657.22 | 19,035.43 | 48,682.94 | 42,217.61 | 381,631 |
| 8,275.24 | 5,258.09 | 15,507.17 | 20,329.36 | 122,662 |
| - | - | 232.80 | - | 233 |
| 304,551.74 | 311,491.91 | 222,149.78 | 247,955.59 | 3,197,560.93 |
| 2,820.22 | 768.66 | 195.43 | 726.28 | 12,890 |
| 1,703.05 | 1,854.07 | 1,969.44 | 1,291.47 | 20,385 |
| 4,319.80 | - | - | - | 4,488 |
| 94,975.12 | 107,323.28 | 92,528.24 | 80,852.16 | 1,207,889 |
| 7,987.76 | 19,727.03 | 11,121.78 | 45,561.24 | 105,970 |
| 111,805.95 | 129,673.04 | 105,814.89 | 128,431.15 | 1,351,621.92 |
| (899.41) | - | - | - | - |
| 4,130.28 | 5,523.70 | 4,143.33 | 365.45 | 45,158 |
| 1,583.65 | 833.08 | 1,311.65 | 1,834.19 | 15,810 |
| - | - | - | - | - |
| (289.91) | - | - | - | - |
| (27.61) | - | - | - | - |
| 27.61 | - | - | 82.83 | 2,209 |
| - | - | - | - | - |
| - | - | - | - | 626 |
| - | - | - | - | 231 |
| - | - | - | - | - |
| 3,396.89 | 3,753.24 | 3,180.62 | 3,262.25 | 37,889 |
| 1,010.34 | 928.94 | 619.17 | 1,137.85 | 11,194 |
| (3,500.00) | - | - | - | - |
| 22,867.73 | 27,538.64 | 24,703.65 | 45,398.75 | 323,434 |
| 31.37 | 62.34 | - | - | 253 |
| 0.50 | 840.00 | 1,519.60 | 2,105.50 | 9,732 |
| - | - | - | - | - |
| 91,939.41 | 102,560.97 | 94,309.84 | 84,066.87 | 1,094,979 |
| 606.00 | 517.62 | 716.42 | 561.30 | 6,496 |
| 3,999.25 | 3,513.84 | 4,146.87 | 7,564.61 | 35,377 |
| 124,876.10 | 146,072.37 | 134,651.15 | 146,379.60 | 1,583,385.95 |
| - | - | - | - | - |
| 14,851.23 | 16,952.45 | 15,097.87 | 13,810.48 | 184,571 |
| - | - | - | - | - |

| | | | | |
|-------------|-------------|-------------|-------------|------------------|
| 60,728.23 | 62,953.48 | 59,875.31 | 52,579.13 | 724,045 |
| - | - | - | - | - |
| 10,199.29 | 12,949.03 | 12,911.87 | 11,257.67 | 145,560 |
| - | - | - | - | - |
| 40,918.02 | 47,228.79 | 42,584.53 | 39,157.52 | 499,167 |
| - | - | - | - | - |
| 3,897.14 | 1,782.66 | 2,068.01 | 2,705.91 | 34,990 |
| - | - | - | - | - |
| 24.99 | 166.23 | 24.99 | 24.99 | 3,822 |
| 349.67 | 362.04 | 422.97 | 326.25 | 4,504 |
| 476.40 | - | - | - | 476 |
| 3,804.68 | 4,276.05 | 3,707.64 | 3,008.84 | 46,804 |
| - | - | - | - | - |
| - | - | - | - | - |
| - | - | - | - | - |
| - | - | - | - | - |
| 27,790.75 | 27,790.75 | 27,790.75 | 27,790.75 | 338,567 |
| - | - | - | - | - |
| 4,185.57 | 3,460.94 | 3,400.35 | 3,200.63 | 44,960 |
| (60,542.10) | (62,735.58) | (42,341.02) | (40,323.72) | (716,020) |
| (78,387.04) | (78,294.57) | (72,745.47) | (58,084.30) | (890,610) |
| 13,865.81 | 11,933.54 | 38,839.04 | 17,948.67 | 269,938 |
| 46,820.34 | 47,611.93 | 46,986.94 | 47,141.31 | 535,611 |
| 2,055.19 | 386.19 | 386.19 | 386.19 | 6,303 |
| - | - | - | - | - |
| 110,420.17 | 110,420.17 | 110,420.17 | 279,576.13 | 1,494,198 |
| 21,257.07 | 21,349.08 | 26,784.89 | 20,921.27 | 278,105 |
| - | - | - | - | - |
| 21,844.75 | 21,844.75 | 21,844.75 | 91,200.60 | 331,493 |
| 71.76 | 5,428.53 | 711.48 | - | 6,212 |
| 143,844.78 | 147,219.89 | 150,554.16 | 113,308.19 | 1,717,301 |
| - | - | - | 12,658.07 | 25,675 |
| 17,785.58 | 17,639.40 | 17,804.31 | 17,676.86 | 210,105 |
| 3,312.50 | 3,284.00 | 3,259.50 | 3,286.00 | 37,378 |
| - | - | - | - | - |
| 323.25 | 745.67 | 489.79 | 417.83 | 4,897 |
| 150.00 | (35.00) | 100.89 | 540.00 | 3,812 |
| - | - | 900.00 | 2,225.46 | 5,308 |
| 350.00 | 5,762.60 | 1,099.80 | 1,423.24 | 16,356 |
| - | - | - | - | - |
| - | 1,965.38 | - | - | 23,010 |
| 2,788.73 | 15,361.55 | 11,956.18 | 2,283.08 | 60,664 |
| 6,177.00 | - | - | (20,376.00) | 26,727 |
| 7,977.00 | 10,489.67 | 10,489.67 | 10,489.66 | 116,264 |
| 7,108.08 | 3,939.38 | 1,050.40 | 2,384.94 | 46,091 |
| 2,462.55 | 2,606.84 | 2,153.20 | 2,838.87 | 31,772 |
| 565.00 | 465.00 | 3,218.71 | 4,660.81 | 15,327 |
| - | 2,030.00 | 492.06 | 1,170.00 | 28,881 |
| 9.46 | 112.68 | 194.12 | 114.11 | 2,190 |
| (841.05) | 480.59 | 294.17 | - | 891 |
| 1,671.74 | 649.93 | 355.27 | 466.00 | 8,851 |
| - | - | - | - | - |
| 100.00 | 100.00 | 100.00 | 100.00 | 1,000 |
| 2,436.85 | 1,901.12 | 2,080.46 | 3,915.64 | 33,117 |
| - | - | - | - | - |

| | | | | |
|---------------------|---------------------|---------------------|---------------------|----------------------|
| - | - | - | - | - |
| - | - | - | - | - |
| - | - | - | - | - |
| 440,853.39 | 470,585.16 | 505,363.95 | 672,211.08 | 5,758,314.34 |
| 39,053.63 | 44,513.01 | 39,467.72 | 37,128.11 | 487,394 |
| - | 525.00 | 57.49 | 84.48 | 1,000 |
| - | - | - | - | 243 |
| 36.50 | 28.50 | 40.00 | - | 293 |
| - | - | - | - | - |
| 2,392.54 | 2,691.68 | 2,449.62 | 1,881.01 | 29,302 |
| 1,866.90 | 1,869.40 | 1,869.40 | 2,843.79 | 23,570 |
| 39,780.22 | 47,905.54 | 54,876.01 | 69,316.64 | 590,310 |
| 83,129.79 | 97,533.13 | 98,760.24 | 111,254.03 | 1,132,112.25 |
| 19,604.00 | 19,098.00 | 18,246.00 | 17,670.00 | 224,060 |
| (263,177.00) | (286,845.00) | (276,580.00) | (293,544.00) | (3,401,530) |
| - | - | - | - | - |
| 1,350,556.65 | 1,323,698.57 | 1,203,407.25 | 1,405,737.06 | 14,909,787.59 |
| 502,453.80 | 501,929.65 | 510,069.66 | 595,868.97 | 6,127,502 |
| (849.62) | (849.62) | (849.62) | (849.62) | (10,195) |
| (1,402.52) | (1,402.52) | (1,402.51) | (1,402.52) | (16,830) |
| 500,201.66 | 499,677.51 | 507,817.53 | 593,616.83 | 6,100,476.42 |
| (68,923.44) | (67,119.20) | (67,260.95) | (68,276.92) | (838,900) |
| (68,923.44) | (67,119.20) | (67,260.95) | (68,276.92) | (838,900.27) |
| - | - | - | - | - |
| 11,383.97 | 11,221.15 | 11,232.09 | 17,039.49 | 138,466 |
| 156,534.71 | 156,533.92 | 156,533.92 | 156,534.70 | 1,874,705 |
| 167,918.68 | 167,755.07 | 167,766.01 | 173,574.19 | 2,013,170.89 |
| (5,273.67) | (5,273.67) | (5,273.67) | (5,273.67) | (63,284) |
| - | - | - | - | - |
| - | - | - | - | - |
| - | - | - | - | - |
| 354,232.75 | 352,425.44 | 261,271.74 | 325,068.15 | 4,048,124 |
| 10,869.24 | 12,069.25 | 10,958.47 | 11,499.26 | 136,887 |
| 44,410.35 | 49,301.41 | 43,724.92 | 45,277.29 | 572,821 |
| - | 62.71 | 77.97 | 1,463.65 | 6,327 |
| 18.66 | 59.64 | 69.39 | 1,284.99 | 8,861 |
| - | - | - | 192.90 | 1,959 |
| - | - | - | 80,528.00 | 80,528 |
| - | - | - | - | 233 |
| 409,531.00 | 413,918.45 | 316,102.49 | 465,314.24 | 4,855,740.34 |
| 151,872.81 | 106,366.15 | (9,860.48) | (285,967.40) | 813,097 |
| 60,332.29 | 42,254.51 | (3,917.12) | (178,413.19) | 258,196 |
| - | - | - | - | - |
| - | - | - | 399,269.00 | 399,269 |
| - | - | - | 83,854.00 | 83,854 |
| - | - | - | - | - |

| | | | | |
|---------------------|---------------------|---------------------|---------------------|----------------------|
| - | - | - | - | - |
| (2,753.00) | (2,753.00) | (2,753.00) | (2,753.00) | (33,036) |
| 209,452.10 | 145,867.66 | (16,530.60) | 15,989.41 | 1,521,380.00 |
| 2,563,462.98 | 2,478,524.39 | 2,106,028.06 | 2,580,681.14 | 28,498,370.93 |
| 630,876.50 | 519,773.23 | 76,523.17 | (86,360.82) | 3,782,024.38 |
| - | - | - | (60,989.74) | (149,416) |
| - | - | - | - | - |
| - | - | - | 27,803.77 | 27,804 |
| - | - | - | 33,185.97 | 121,612.00 |
| (7,983.00) | 32,646.00 | - | - | - |
| (3,756.00) | 15,811.00 | - | - | - |
| (11,739.00) | 48,457.00 | - | - | - |
| 326,795.50 | 338,016.05 | 330,560.82 | 340,908.58 | 3,906,029 |
| 9,309.54 | 12,961.37 | 14,625.89 | 16,134.40 | 168,138 |
| - | - | - | - | - |
| 23,189.57 | 23,189.57 | 23,189.57 | 23,189.57 | 274,274 |
| - | - | - | - | - |
| - | - | - | - | - |
| (11,073.74) | (11,073.74) | (11,073.74) | (11,073.74) | (130,168) |
| (57,372.00) | (55,055.80) | (50,924.95) | (51,964.18) | (701,465) |
| - | - | - | - | - |
| 290,848.87 | 308,037.45 | 306,377.59 | 317,194.63 | 3,516,807.62 |
| 351,766.63 | 163,278.78 | (229,854.42) | (370,369.48) | 386,828.76 |
| 823,773.88 | 987,052.66 | 757,198.24 | 386,828.76 | |

Assets

Land

| | | | |
|--------|-----|------|--------------------------------|
| 303100 | 001 | 2000 | LAND: POWDER HILL |
| 303150 | 001 | 2000 | LAND - TINKER RD (SANDERSON) |
| 303200 | 001 | 2000 | SOURCE OF SUPPLY & WATER RIGHT |
| 303201 | 001 | 2000 | SOURCE/SUPPLY WATER RIGHTS:BED |
| 303240 | 001 | 2000 | EASEMENTS: ENGLISH WOODS |
| 303250 | 001 | 2000 | EASEMENTS: AUTUMN WOODS |
| 303300 | 001 | 2000 | EASEMENTS |
| 303400 | 001 | 2000 | TRANSMISSION SYSTEM LAND |
| 303500 | 001 | 2000 | DISTRIB RESER & STANDPIPE LAND |
| 303501 | 001 | 2000 | ASHLEY CMNS INTER WATER RIGHTS |
| 303550 | 001 | 2000 | DREW WOODS INTER WATER RIGHTS |
| 303600 | 001 | 2000 | DISTRIB SYS LAND & RIGHTS/WAY |
| 303650 | 001 | 2000 | DIST SYS LAND & RIGHTS:SHGN WD |
| 303700 | 001 | 2000 | GENERAL AND MISCELLANEOUS LAND |

Structures

| | | | |
|--------|-----|------|--------------------------------|
| 304100 | 001 | 2000 | SOURCE OF SUPPLY STRUCTURES |
| 304101 | 001 | 2000 | SOURCE/SUPPLY STRUCT-BON TERR |
| 304102 | 001 | 2000 | S/S STRUCTURES: CIAC |
| 304103 | 001 | 2000 | SOURCE/SUPPLY STRUCTS: AVD |
| 304150 | 001 | 2000 | S/S STRUCTS: MERR RIVER STA |
| 304155 | 001 | 2000 | SOURCE/SUPPLY STRUCTS: AUTUMN |
| 304200 | 001 | 2000 | POWER & PUMPING STRUCTURES |
| 304201 | 001 | 2000 | HEATING SYSTEM |
| 304204 | 001 | 2000 | POWER & PUMP STRUCT:ENG WDS |
| 304210 | 001 | 2000 | STRUCT & IMPROVEMENTS: ROOFING |
| 304250 | 001 | 2000 | S/S STRUCTS:VALLEYFIELD |
| 304265 | 001 | 2000 | POWER & PUMP STRUCT-SOUHEGN WD |
| 304300 | 001 | 2000 | PURIFICATION SYSTEM STRUCTURES |
| 304500 | 001 | 2000 | DISTRIBUTION RESERVOIRS |
| 304550 | 001 | 2000 | BOOSTER STATIONS |
| 304551 | 001 | 2000 | BOOSTER STATIONS: CIAC |
| 304555 | 001 | 2000 | BOOSTER STATIONS: AUTUMN WOODS |
| 304557 | 001 | 2000 | BOOSTER STATIONS - GREAT BAY |
| 304670 | 001 | 2000 | BOOSTER STATIONS: DONALD ST |
| 304700 | 001 | 2000 | GENERAL & MISC STRUCTURES |
| 304701 | 001 | 2000 | NEW OFFICE AT YARD |
| 304750 | 001 | 2000 | WILL STREET EXPANSION |
| 304757 | 001 | 2000 | GEN & MISC STRUCTS:GREENFIELD |
| 304800 | 001 | 2000 | WATER TREATMENT STRUCTURES |
| 304950 | 001 | 2000 | MANCHESTER ST LEASEHOLD IMPRV |
| 304951 | 001 | 2000 | LH IMPROV-HECOPIII FITUP ALLOW |
| 305000 | 001 | 2000 | COLCT & IMPOUNDING RESERVOIRS |
| 305110 | 001 | 2000 | SOURCE/SUPPLY STRUCT: HOLT DAM |
| 305120 | 001 | 2000 | SOURCE/SPPLY STRUCT:BOWERS DAM |
| 305130 | 001 | 2000 | SOURCE/SPPLY STRCT: HARRIS DAM |
| 305140 | 001 | 2000 | SOURCE/SUPPLY STRCT:SUPPLY PND |
| 305145 | 001 | 2000 | SRCE/SPPLY STRCT:URBAN RUNOFF |
| 306000 | 001 | 2000 | LAKE,RIVER, OTHER INTAKES: S/S |

| | | | |
|--------|-----|------|---------------------------------|
| 307100 | 001 | 2000 | WELLS & SPRINGS - PWW |
| 307210 | 001 | 2000 | WELL PUMPS & PIPING |
| 307250 | 001 | 2000 | WELLS & SPRINGS-BADGER HILL |
| 307251 | 001 | 2000 | WELLS & SPRINGS - VALLEYFIELD |
| 308200 | 001 | 2000 | INFILT GALLERIES & TUNNELS: S/S |
| 309200 | 001 | 2000 | SUPPLY MAINS-SOURCE OF SUPPLY |

Equipment

| | | | |
|--------|-----|------|---------------------------------------|
| 310000 | 001 | 2000 | POWER GENERATION EQUIPMENT |
| 311200 | 001 | 2000 | ELECTRIC PUMPING EQUIPMENT |
| 311201 | 001 | 2000 | ELECTRIC PUMP EQUIP - BON TERR |
| 311202 | 001 | 2000 | ELECTRIC PUMP EQUIP: MERR RIV |
| 311203 | 001 | 2000 | ELECTRIC PUMP EQUIP: TAYLOR FL |
| 311205 | 001 | 2000 | ELECTRIC PUMPING EQUIP: AUTUMN |
| 311207 | 001 | 2000 | ELECTRIC PUMP EQUIP: GREAT BAY |
| 311210 | 001 | 2000 | ELECTRIC PUMPING EQUIP: PUMPS |
| 311220 | 001 | 2000 | ELECTRIC PUMPING EQUIP: METERS |
| 311230 | 001 | 2000 | ELECTRIC PUMPING EQUIP-CHEMICAL PUMPS |
| 311250 | 001 | 2000 | ELEC PUMPING EQUIP-VALLEYFIELD |
| 311265 | 001 | 2000 | ELEC PUMP EQUIP - SOUHEGAN WDS |
| 311300 | 001 | 2000 | DIESEL PUMPING EQUIPMENT |
| 311400 | 001 | 2000 | HYDRAULIC PUMPING EQUIPMENT |
| 311500 | 001 | 2000 | NATURAL GAS PUMPING EQUIPMENT |
| 311600 | 001 | 2000 | OTHER POWER PUMPING EQUIPMENT |
| 311603 | 001 | 2000 | OTHER PWR & PUMP EQUIP-POWDER |
| 311605 | 001 | 2000 | OTHER PWR & PUMP EQUIP-AUTUMN |
| 311607 | 001 | 2000 | OTHER PWR & PUMP EQUIP-GRT BAY |
| 320000 | 001 | 2000 | PURIFICATION SYSTEM EQUIPMENT |
| 320005 | 001 | 2000 | PURIFICATION SYS EQUIP-AUTUMN |
| 320006 | 001 | 2000 | PURIF SYS EQUIP-SOUHEGAN WOODS |
| 320007 | 001 | 2000 | PURIFICATION SYS EQUIP-BT |
| 320008 | 001 | 2000 | PURIF SYS EQUIP: SWEET HILL |
| 320017 | 001 | 2000 | PURIFICATION EQUIP: GREAT BAY |
| 320100 | 001 | 2000 | OTHER PRODUCTION EQUIPMENT |
| 320101 | 001 | 2000 | OTHER PRODUCTION EQUIP: CIAC |
| 320105 | 001 | 2000 | OTHER PROD EQUIP: AUTUMN WOODS |
| 320200 | 001 | 2000 | WATER TREATMENT EQUIPMENT |
| 320250 | 001 | 2000 | PURIF SYS EQUIP-VALLEYFIELD |
| 320310 | 001 | 2000 | WATER TREATMENT: FILTER MEDIA |
| 320360 | 001 | 2000 | OTHER PROD EQUIP: CABOT PRES |

Transmission & Distribution

| | | | |
|--------|-----|------|--------------------------------|
| 114100 | 001 | 2000 | ACQUISITION ADJ - BON TERRAIN |
| 114101 | 001 | 2000 | ACQUISITION ADJ-SOUHEGAN WOODS |
| 115101 | 001 | 2000 | ACCUM AMORT:SOUHEGN WD ACQ ADJ |
| 115102 | 001 | 2000 | ACCUM AMORT: BON TERR ACQ ADJ |
| 330160 | 001 | 2000 | DISTRIBUTION RES: SHAKESPEARE |
| 330165 | 001 | 2000 | DISTRIBUTION RES: FIFIELD TANK |
| 330170 | 001 | 2000 | DISTRIBUTION RES: POWDER HILL |
| 330171 | 001 | 2000 | DISTRIBUTION RES: GREAT BAY |
| 330174 | 001 | 2000 | DISTRIBUTION RES: ENGLISH WOOD |
| 330500 | 001 | 2000 | DISTRIBUTION RESERVIORS |
| 331000 | 001 | 2000 | PAVEMENTS - GENERAL |
| 331001 | 001 | 2000 | PAVEMENTS - TRANS MAINS |
| 331002 | 001 | 2000 | PAVEMENTS - DIST MAINS |
| 331003 | 001 | 2000 | PAVEMENTS - GATE VALVES |

| | | | |
|--------|-----|------|--------------------------------|
| 331100 | 001 | 2000 | TRANSMISSION MAINS |
| 331101 | 001 | 2000 | TRANS & DIST MAINS - BON TERRN |
| 331102 | 001 | 2000 | T&D MAINS:DEV INST:BON TERRAIN |
| 331150 | 001 | 2000 | TRANS MAINS: DEVELOPER INSTALL |
| 331165 | 001 | 2000 | TRANS MAINS - SOUHEGAN WOODS |
| 331200 | 001 | 2000 | DISTRIBUTION MAINS - NEW |
| 331201 | 001 | 2000 | DISTRIBUTION SYSTEM EQUIPMENT |
| 331204 | 001 | 2000 | DISTRIBUTION MAINS: ENG WOODS |
| 331205 | 001 | 2000 | DISTRIBUTION MAINS: AUTUMN |
| 331206 | 001 | 2000 | DIST MAINS: SOUHEGAN WOODS |
| 331220 | 001 | 2000 | DIST MAINS IN LITTLE PND |
| 331250 | 001 | 2000 | DIST MAINS: GATE VALVES |
| 331251 | 001 | 2000 | GATES: 4" & UNDER - CORE |
| 331252 | 001 | 2000 | GATES: 4" & UNDER - COMM SYS |
| 331253 | 001 | 2000 | GATES: 6" & LARGER - CORE |
| 331254 | 001 | 2000 | GATES: 6" & LARGER - COMM SYS |
| 331256 | 001 | 2000 | DIST MAINS:GATE VALVES-DUNLAP |
| 331257 | 001 | 2000 | DIST MAINS:VALLEYFIELD |
| 331300 | 001 | 2000 | DIST MAINS: DEVELOPER INSTALL |
| 331305 | 001 | 2000 | DEV INST:DIST MAINS-LTLE POND |
| 331350 | 001 | 2000 | DIST MAINS: TAYLOR FALLS |
| 331360 | 001 | 2000 | DIST MAINS: CABOT PRESERVE |
| 331770 | 001 | 2000 | DISTRIBUTION MAINS - GREAT BAY |
| 333004 | 001 | 2000 | PAVEMENTS: SERVICES |
| 333100 | 001 | 2000 | NEW SERVICES |
| 333101 | 001 | 2000 | NEW SERVICES - BON TERRAIN |
| 333102 | 001 | 2000 | NEW SERV:DEV INSTALL:BON TERR |
| 333120 | 001 | 2000 | NEW SERVICES - POWDER HILL |
| 333122 | 001 | 2000 | NEW SERVICES - LITTLE POND |
| 333140 | 001 | 2000 | NEW SERVICES - ENGLISH WOODS |
| 333150 | 001 | 2000 | NEW SERVICES-VALLEYFIELD |
| 333165 | 001 | 2000 | NEW SERVICES - SOUHEGAN WOODS |
| 333200 | 001 | 2000 | RENEWED SERVICES |
| 333230 | 001 | 2000 | DEVELOPER INSTALLED SERV: CIAC |
| 333250 | 001 | 2000 | DEVELOPER INSTALLED SERV: PAID |
| 334000 | 001 | 2000 | METERING EQUIPMENT |
| 334001 | 001 | 2000 | NEW METERS - BON TERRAIN |
| 334100 | 001 | 2000 | RADIOS FOR METERING |
| 334220 | 001 | 2000 | NEW METERS - LITTLE POND |
| 334250 | 001 | 2000 | NEW METERS: BADGER HILL |
| 334360 | 001 | 2000 | NEW METERS - CABOT PRESERVE |
| 334370 | 001 | 2000 | NEW METERS: VALLEYFIELD |
| 334400 | 001 | 2000 | NEW METERS - ENGLISH WOODS |
| 334450 | 001 | 2000 | NEW METERS - BARTLETT COMMONS |
| 334500 | 001 | 2000 | NEW METERS - AUTUMN WOODS |
| 334570 | 001 | 2000 | NEW METERS: GREENFIELD FARMS |
| 334600 | 001 | 2000 | NEW METERS - DUNLAP WOODS |
| 334650 | 001 | 2000 | NEW METERS - SOUHEGAN WOODS |
| 334770 | 001 | 2000 | NEW METERS-GREAT BAY |
| 334890 | 001 | 2000 | NEW METERS: SWEET HILL |
| 334900 | 001 | 2000 | NEW METERS - ATHERTON COMMONS |
| 334920 | 001 | 2000 | NEW METERS: LAUREL WOODS |
| 334950 | 001 | 2000 | CONSTRUCTION METERS |
| 335000 | 001 | 2000 | FIRE PROT EQUIP: HYDRANTS |
| 335001 | 001 | 2000 | NEW HYDRANTS - BON TERRAIN |
| 335002 | 001 | 2000 | HYDRANTS:DEV INSTALL: BON TERR |

| | | | |
|--------|-----|------|--------------------------------|
| 335005 | 001 | 2000 | PAVEMENTS: HYDRANTS |
| 335100 | 001 | 2000 | HYDRANTS: CIAC |
| 335200 | 001 | 2000 | NEW HYDRANTS: POWDER HILL |
| 335205 | 001 | 2000 | FIRE PROTECTION: AUTUMN |
| 335220 | 001 | 2000 | NEW HYDRANTS - LITTLE POND |
| 335650 | 001 | 2000 | NEW HYDRANTS - SOUHEGAN WOODS |
| 339000 | 001 | 2000 | OTHER TRANS/DIST EQUIPMENT |
| 339100 | 001 | 2000 | OTHER PLANT&MISC EQ-INTANGIBLE |
| 339200 | 001 | 2000 | OTHER PLANT & MISC EQ-S/S PUMP |
| 339300 | 001 | 2000 | OTHER PLANT & MISC EQUIP -WTP |
| 339360 | 001 | 2000 | OTHER TRANS/DIST EQUIP: CABOT |
| 339500 | 001 | 2000 | OTHER TRANS/DIST EQUIP: AUTUMN |
| 339650 | 001 | 2000 | OTHER TRANS/DIST EQUIP: SOUHEG |
| 339770 | 001 | 2000 | OTHER TRANS/DIST EQUP: GRT BAY |

Miscellaneous Equipment

| | | | |
|--------|-----|------|--------------------------------|
| 340100 | 001 | 2000 | OFFICE EQUIPMENT |
| 341000 | 001 | 2000 | TRANSPORTATION EQUIPMENT |
| 343000 | 001 | 2000 | SHOP EQUIPMENT |
| 343001 | 001 | 2000 | SHOP EQUIP: BON TERRAIN |
| 344000 | 001 | 2000 | LABORATORY EQUIPMENT |
| 345000 | 001 | 2000 | POWER OPERATED EQUIPMENT |
| 346000 | 001 | 2000 | COMMUNICATION EQUIPMENT |
| 346250 | 001 | 2000 | COMMUNICATION EQUIP: BADGER HL |
| 346500 | 001 | 2000 | COMMUNICATION EQUIP: AUTUMN WD |
| 346650 | 001 | 2000 | COMMUNICATION EQUIP-SOUHEGN WD |
| 346770 | 001 | 2000 | COMMUNICATION EQUIP: GREAT BAY |
| 347110 | 001 | 2000 | COMPUTER EQUIP-HRDWARE/SFTWARE |
| 348000 | 001 | 2000 | MISCELLANEOUS GENERAL EQUIP |
| 348001 | 001 | 2000 | MISC GENERAL EQUIP - BON TERR |

Intangible Plant

| | | | |
|--------|-----|------|-----------------------|
| 301000 | 001 | 2000 | ORGANIZATION EXPENSE |
| 302000 | 001 | 2000 | FRANCHISES & CONSENTS |

Total Plant in Service

Accumulated Depreciation

| | | | |
|--------|-----|------|-------------------------------|
| 108000 | 001 | 2000 | ACCUMULATED DEPRECIATION |
| 108001 | 001 | 2000 | ACCUM DEPREC: COST OF REMOVAL |
| 108002 | 001 | 2000 | ACCUMULATED DEPREC: GAIN/LOSS |
| 108100 | 001 | 2000 | THEORETICAL DEP REERVE-2007 |

Net Plant in Service

Construction Work in Progress

| | | | |
|--------|-----|------|-------------------------------|
| 105111 | 001 | 2000 | CWIP: LABOR CLEARING |
| 105222 | 001 | 2000 | CWIP: CONTRACTOR CLEARING |
| 105333 | 001 | 2000 | CWIP: WTP EVAL & CAPITAL PLAN |
| 105444 | 001 | 2000 | CWIP: OPERATIONS BUILDING |

Total Plant

Current Assets

Cash

| | | | |
|--------|-----|------|--|
| 131110 | 001 | 2000 | PETTY CASH: WTP |
| 131111 | 001 | 2000 | PETTY CASH: OPERATIONS |
| 131112 | 001 | 2000 | PETTY CASH: OFFICE |
| 131115 | 001 | 2000 | PETTY CASH : ENGINEERING |
| 131125 | 001 | 2000 | CASH-PAYROLL RBS CITIZENS BANK |
| 131120 | 001 | 2000 | CASH-BANK OF AMERICA: PWW |
| 131140 | 001 | 2000 | CASH - TD BANK |
| 131230 | 001 | 2000 | CASH PAYROLL - TD BANK |
| 131350 | 001 | 2000 | RESTRICTED CASH - RSF TD BANK |
| 131360 | 001 | 2000 | RESTRICTED CASH - 2014 BOND PROJECT FUND |
| 131361 | 001 | 2000 | RESTRICTED CASH - BOND REFUND ESCROW FUND |
| 131370 | 001 | 2000 | RESTRICTED CASH - 2015 BOND PROJECT FUND |
| 131371 | 001 | 2000 | RESTRICTED CASH - 2015 BOND FUND ESCROW FUND |
| 131375 | 001 | 2000 | DSRR 1.0 RSF |
| 131380 | 001 | 2000 | MOERR RSF |
| 131385 | 001 | 2000 | MOERR |
| 131390 | 001 | 2000 | DSRR 1.0 |
| 131372 | 001 | 2000 | RESTRICTED CASH-2018 BOND PROJECT FUND |
| 131373 | 001 | 2000 | RESTRICTED CASH-2019 BOND PROJECT FUND |
| 135100 | 001 | 2000 | INVESTMENTS-BOND PROJECT FUND |
| 131395 | 001 | 2000 | DSRR 0.1 |
| 171360 | 001 | 2000 | ACCRUED INTEREST INCOME-2014 BOND PROJ FUND |
| 171370 | 001 | 2000 | ACCRUED INTEREST INCOME-2015 BOND PROJ FUND |
| 181360 | 001 | 2000 | DISCOUNT ON BONDS-2014 BOND PROJ FUND |
| 181370 | 001 | 2000 | DISCOUNT ON BONDS-2015 BOND PROJ FUND |
| 131300 | 001 | 2000 | RESTRICTED CASH - RSF |
| 131200 | 001 | 2000 | CASH-PAYROLL |

Accounts Receivable, Net

| | | | |
|--------|-----|------|--------------------------------|
| 141000 | 001 | 2000 | A/R: BILLED WATER REVENUE |
| 141150 | 001 | 2000 | A/R: BILLED WATER REVENUE |
| 141350 | 001 | 2000 | A/R: MVD REMOVAL GRANTS |
| 141100 | 001 | 2000 | |
| 141400 | 001 | 2000 | A/R: MISCELLANEOUS |
| 141450 | 001 | 2000 | A/R: MISC COMPUTERS |
| 142200 | 001 | 2000 | A/R: JOBBING |
| 143901 | 001 | 2000 | ALLOW FOR DOUBTFUL ACCTS-WATER |
| 143902 | 001 | 2000 | ALLOW FOR DOUBTFUL ACCTS-JOBNG |

Unbilled Revenue

| | | | |
|--------|-----|------|--------------------------------|
| 173150 | 001 | 2000 | A/R: UNBILLED WATER REV-QRTLTY |
| 173151 | 001 | 2000 | A/R: UNBILLED WATER REV-MONTH |
| 173152 | 001 | 2000 | A/R: UNBLLD REVENUE-RECOUPMENT |
| 173153 | 001 | 2000 | A/R UNBILLED:RECOUP STEP INCR |

Inventory & Supplies

| | | | |
|--------|-----|------|-------------------------------|
| 151100 | 001 | 2000 | INVENTORY: PIPES & FITTINGS |
| 151101 | 001 | 2000 | INVENTORY: NEW METERS |
| 151150 | 001 | 2000 | INVENTORY: MISC T & D |
| 151200 | 001 | 2000 | INVENTORY: WTP SPARE PARTS |
| 151201 | 001 | 2000 | INVENTORY: WTP CHEMICALS |
| 151250 | 001 | 2000 | INVENTORY: FLEET/VEHICLES |
| 151300 | 001 | 2000 | INVENTORY:BACKUP GENERAT FUEL |
| 151600 | 001 | 2000 | INV: CUSTOMER HANDBOOK/FOLDER |

| | | | |
|--------|-----|------|---------------------------------|
| 151615 | 001 | 2000 | INV: CUSTOMER BROCHURE/INSERTS |
| 151625 | 001 | 2000 | INVENTORY: CUST CONSERVATION |
| 151650 | 001 | 2000 | INVENTORY: BILLING & ACCTING |
| 151700 | 001 | 2000 | INVENTORY: POCKET FOLDERS |
| 151725 | 001 | 2000 | INVENTORY: EDUCATIONAL SUPPLIES |
| 151730 | 001 | 2000 | INVENTORY: CCR'S |

Prepaid Expenses & Other

| | | | |
|--------|-----|------|--------------------------------|
| 162100 | 001 | 2000 | PREPAID INSURANCE |
| 162150 | 001 | 2000 | PREPAID COMPUTER CLASSES |
| 162200 | 001 | 2000 | PREPAID COMPUTER MAINTENANCE |
| 162300 | 001 | 2000 | PREPAID TAXES |
| 163310 | 001 | 2000 | PREPAID PROPERTY TAXES |
| 162350 | 001 | 2000 | PREPAID OFFICE EQUIPMENT |
| 162400 | 001 | 2000 | CLEARING ACCOUNT (DO NOT USE) |
| 162450 | 001 | 2000 | PREPAID HECOP III OFFICE LEASE |
| 162500 | 001 | 2000 | PREPAID POSTAGE |
| 162700 | 001 | 2000 | PREPAID EXPENSES |
| 162300 | 001 | 2000 | PREPAID TAXES |
| 162310 | 001 | 2000 | PREPAID PROPERTY TAXES |
| 184100 | 001 | 2000 | CLEARING ACCOUNT |

| | | | |
|--------|-----|------|---------------------------|
| 233300 | 001 | 2000 | INTERCO PAY/REC: PWW/PCP |
| 233400 | 001 | 2000 | INTERCO PAY/REC: PWW/TSC |
| 233500 | 001 | 2000 | INTERCO PAY/REC: PWW/PWS |
| 233600 | 001 | 2000 | INTERCO PAY/REC: PWW/PAC |
| 233650 | 001 | 2000 | INTERCO LOAN PWW/PAC: RSF |
| 233700 | 001 | 2000 | INTERCO PAY/REC: PWW/PEU |

Total Current Assets

Other Assets

Abandoned Property

| | | | |
|--------|-----|------|---------------------------------|
| 182110 | 001 | 2000 | ABAND PROP: CABOT PRESERVE WELL |
| 182120 | 001 | 2000 | ABAND PROP: DUNLAP WOODS WELLS |
| 182300 | 001 | 2000 | SERV ABAND: BRIDGE/SANDERS ST |
| 182500 | 001 | 2000 | MAIN ABANDONMENT: CUSHING AVE |

Other Deferred Charges

| | | | |
|--------|-----|------|--------------------------------|
| 186100 | 001 | 2000 | ACQUISITION PREMIUM - MARA |
| 186120 | 001 | 2000 | FIFIELD TANK INSPECTION |
| 186126 | 001 | 2000 | MAST ROAD RAILROAD CROSSING |
| 186130 | 001 | 2000 | SERGEANT WOODS - NEWTON NH |
| 186136 | 001 | 2000 | WATER ST OFFICE RELOCATION |
| 186140 | 001 | 2000 | SARBANES-OXLEY |
| 186145 | 001 | 2000 | 2ND STEP DEFERRED EXPENSE |
| 186150 | 001 | 2000 | BOND DEFEASANCE PREMIUM |
| 186172 | 001 | 2000 | MERRIMACK INTERCONNECT STUDY |
| 186173 | 001 | 2000 | BERKELY/SWART TERRACE STUDY |
| 186175 | 001 | 2000 | CROSS CONNECTION SURVEY-NASHUA |
| 186180 | 001 | 2000 | PWW TRADEMARK |
| 186202 | 001 | 2000 | UNION NEGOTIATIONS - 2002 |
| 186203 | 001 | 2000 | UNION NEGOTIATIONS - 2006-2007 |
| 186204 | 001 | 2000 | UNION NEGOTIATIONS - 2010 |

| | | | |
|--------|-----|------|--|
| 186205 | 001 | 2000 | UNION NEGOTIATIONS - 2013 |
| 186206 | 001 | 2000 | UNION NEGOTIATIONS - 2015 |
| 186207 | 001 | 2000 | UNION NEGOTIATIONS - 2017 |
| 186210 | 001 | 2000 | TYNGSBORO WHOLESale AGREEMENT |
| 186215 | 001 | 2000 | PWW/PEU-COST OF SERVICE STUDY |
| 186220 | 001 | 2000 | COST OF SERVICE STUDY 2001 |
| 186225 | 001 | 2000 | EMPLOYEE RECRUITOR FEES |
| 186230 | 001 | 2000 | SYNERGEN TRAINING - 2007 |
| 186233 | 001 | 2000 | WILL STREET RENOVATIONS 2006 |
| 186235 | 001 | 2000 | RATE CASE: 2008 |
| 186240 | 001 | 2000 | RATE CASE - 2006 |
| 186241 | 001 | 2000 | 2010 DEFERRED RATE CASE EXP |
| 186242 | 001 | 2000 | RATE CASE EXPENSE: 2012 |
| 186243 | 001 | 2000 | RATE CASE EXPENSE: 2015 |
| 186244 | 001 | 2000 | RATE CASE EXPENSE: 2018 |
| 186245 | 001 | 2000 | DEFERRED ASSET - SERP |
| 186250 | 001 | 2000 | ADULT LEARNCTR-NASHUA LAW SUIT |
| 186255 | 001 | 2000 | MERRIMACK VILLAGE DAM |
| 186256 | 001 | 2000 | MERRIMACK VILLAGE DAM:PHASE II |
| 186257 | 001 | 2000 | MERRIMACK VILLAGE DAM DEOMOLIT |
| 186260 | 001 | 2000 | NASHUA AERIAL PHOTOGRAPHY PROJ |
| 186270 | 001 | 2000 | STUDY: BROOK DAMS ACTION PLAN |
| 186275 | 001 | 2000 | 2007 CELL TOWER LEASE SALE |
| 186300 | 001 | 2000 | HI-LO WELL #4 REDEVELOP 2010 |
| 186320 | 001 | 2000 | TARIFF FILING: SYS UPGRADE FEE |
| 186325 | 001 | 2000 | RATE CASE EXPENSE: 2004 |
| 186330 | 001 | 2000 | PENNICHUCK POND AQUIFER STUDY |
| 186335 | 001 | 2000 | WATERSHED PROTECTION VIDEOS-PENN BROOK |
| 186420 | 001 | 2000 | WATERSHED STUDY |
| 186421 | 001 | 2000 | RESERVOIR STORAGE & SEDIMENT MONITORING |
| 186425 | 001 | 2000 | NRPC - MUTUAL AID STUDY |
| 186430 | 001 | 2000 | CATCH BASIN MARKING 2004 |
| 186450 | 001 | 2000 | PENNICHUCK BROOK WATERSHED STY |
| 186451 | 001 | 2000 | WATERSHED GRDWTR MONT:PENN BRK |
| 186452 | 001 | 2000 | WATERSHED SCHOOL EDUCATION |
| 186453 | 001 | 2000 | PENNICHUCK BROOK SAEF YIELD EVALUATION |
| 186454 | 001 | 2000 | SOURCE WATER PROTECTION STUDY |
| 186455 | 001 | 2000 | HARRIS POND BATHYMETRIC SURVEY |
| 186456 | 001 | 2000 | HARRIS & BOWERS POND VEGETATION ASSESSMENT |
| 186457 | 001 | 2000 | INFILL & DREDGING FEAS STUDY: HARRIS/BOWERS/TINKER |
| 186460 | 001 | 2000 | STUMP PD WATRSHD:COMM BAS EDUC |
| 186461 | 001 | 2000 | STUMP PD STORMWATER BMP |
| 186465 | 001 | 2000 | STORMWATER BMP RETROFIT EVAL |
| 186466 | 001 | 2000 | STORMWATER BMP OUTREACH |
| 186470 | 001 | 2000 | TOWN OF MILFORD-WATERSHED STDY |
| 186475 | 001 | 2000 | UPPER MERRIMACK WTRSHED STUDY |
| 186480 | 001 | 2000 | FACILIT STUDY:NASHUA/MERRIMACK |
| 186485 | 001 | 2000 | WATERSHED MONITOR-SEDIMENT DEP |
| 186490 | 001 | 2000 | WATERSHED-ROOF LEADER EDUCAT |
| 186500 | 001 | 2000 | WATERSHED:BMP RETROFIT EVAL |
| 186510 | 001 | 2000 | WATERSHED RESTORATION PLAN |
| 186520 | 001 | 2000 | FEAS STUDY-STSWEEP/CATCH BASIN |
| 186530 | 001 | 2000 | K-M NATURAL GAS STUDY |
| 186550 | 001 | 2000 | OSHA COMPLIANCE |
| 186600 | 001 | 2000 | ASSET MANAGEMENT ASSESS STUDY |
| 186650 | 001 | 2000 | EMINENT DOMAIN COSTS |

| | | | |
|--------|-----|------|--------------------------------|
| 186670 | 001 | 2000 | PENNICHUCK BROOK WATERSHED WEB |
| 186675 | 001 | 2000 | WEB SITE UPGRADE 2006 |
| 186680 | 001 | 2000 | WEB-SITE UPGRADE 2012 |
| 186690 | 001 | 2000 | CWS PHASE II & V WAIVER |
| 186700 | 001 | 2000 | ONGOING WATERSHED STUDY 00-04 |
| 186710 | 001 | 2000 | WATERSHED PROTECT STUDY - 2005 |
| 186720 | 001 | 2000 | COMPENSATION STUDY 2004 |
| 186730 | 001 | 2000 | COMPENSATION STUDY: 2008 |
| 186770 | 001 | 2000 | WTP SLUDGE TANK CLEANING 2015 |
| 186775 | 001 | 2000 | WTP SLUDGE TANK CLEANING 2005 |
| 186780 | 001 | 2000 | PWW BOND APPLICATION FEE |
| 186790 | 001 | 2000 | LINE OF CREDIT TD BANK |
| 186860 | 001 | 2000 | MSDC EXP - BEDFORD/POWDER HILL |
| 186863 | 001 | 2000 | DEPRECIATION STUDY - 2006 |
| 186865 | 001 | 2000 | DEPRECIATION STUDY 2007 |
| 186870 | 001 | 2000 | COST OF REMOVAL ANALYSIS-2007 |
| 186901 | 001 | 2000 | MILFORD: MASON DR FEASIBILITY |
| 186910 | 001 | 2000 | FILTRATION MEDIA STUDY 2001 |
| 186950 | 001 | 2000 | DEFERRED ASSET: PENSION |
| 186955 | 001 | 2000 | DEFERRED ASSET:POST 65 HEALTH |
| 186960 | 001 | 2000 | DEF ASSET:EARLY RETIRE HEALTH |
| 186998 | 001 | 2000 | EMINENT DOMAIN ALLOWANCE |

| | | | |
|--------|-----|------|--------------------------------|
| 183000 | 001 | 2000 | DEFERRED TAX ASSET |
| 183001 | 001 | 2000 | GROSS-UP TO REG ASSET AFUDC |
| 183100 | 001 | 2000 | PRELIM SURVEY/INVESTIGATE CHRG |

| | | | |
|--------|-----|------|--------------------------------|
| 162900 | 001 | 2000 | DEFERRED ASSET - PENSION |
| 162905 | 001 | 2000 | DEFERRED ASSET-POST 65 HEALTH |
| 162915 | 001 | 2000 | DEFR ASSET:EARLY RETIRE HEALTH |

| | | | |
|--------|-----|------|---------------------------|
| 181000 | 001 | 2000 | UNAMORTIZED DEBT EXPENSE |
| 181100 | 001 | 2000 | UNAMORT DEBT EXPENSE: OID |

Total Other Assets

Total Assets

Equity and Liabilities

Shareholder's Equity

| | | | |
|--------|-----|------|----------------------------|
| 201100 | 001 | 2000 | COMMON STOCK |
| 211000 | 001 | 2000 | ADDITIONAL PAID IN CAPITAL |
| 219100 | 001 | 2000 | OTHER COMPREHENSIVE INCOME |
| 438000 | 001 | 2100 | DIVIDENDS: COMMON STOCK |

Retained Earnings

| | | | |
|--------|-----|------|-----------------------------|
| 215500 | 001 | 2000 | RETAINED EARNINGS BEG - PWW |
|--------|-----|------|-----------------------------|

Net Profit or Loss

Total Equity

Total Long Term Debt

| | | | |
|--------|-----|------|-------------------------------------|
| 221000 | 001 | 2000 | LONG TERM DEBT: BONDS & NOTES |
| 221002 | 001 | 2000 | LONG TERM DEBT-SRF/HUBBARD |
| 221003 | 001 | 2000 | LONG TERM DEBT: TWIN RIDGE SRF |
| 221005 | 001 | 2000 | SRF LOAN CONTRACT #4 |
| 221006 | 001 | 2000 | LTD - SRF/ASHLEY COMMONS |
| 221007 | 001 | 2000 | LTD - SRF/FRENCH HILL |
| 221008 | 001 | 2000 | LTD: SRF/ARMORY-SOUTH NASHUA |
| 221009 | 001 | 2000 | LTD: SRF/GLEN RIDGE |
| 221010 | 001 | 2000 | LTD: SRF/DREW WOODS |
| 221011 | 001 | 2000 | LTD: AULI |
| 221012 | 001 | 2000 | LTD: 1997 BFANH |
| 221013 | 001 | 2000 | LTD: 2005A BONDS |
| 221014 | 001 | 2000 | LTD: 2005B BONDS |
| 221015 | 001 | 2000 | LTD: 2005C BONDS |
| 221016 | 001 | 2000 | LTD: SERIES A BONDS |
| 221017 | 001 | 2000 | LTD: SERIES BC-3 BONDS |
| 221018 | 001 | 2000 | LTD: SERIES BC-4 BONDS |
| 221019 | 001 | 2000 | LTD: CROSS ST-AMHERST |
| 221020 | 001 | 2000 | LTD: BOSTON POST RD-AMHERST |
| 221021 | 001 | 2000 | LTD: BURKE STREET |
| 221022 | 001 | 2000 | LTD: 2014A BONDS |
| 221023 | 001 | 2000 | LTD: 2014B BONDS |
| 221024 | 001 | 2000 | LTD: SRF/TIMBERLINE BOOSTER STATION |
| 221025 | 001 | 2000 | LTD: SRF/RAW WATER TRANSMISSION |
| 221026 | 001 | 2000 | LTD: SERIES 2015A BONDS |
| 221027 | 001 | 2000 | LTD: SERIES 2015B BONDS |
| 221028 | 001 | 2000 | LTD:SRF NASHUA CORE-AMHERST ST |
| 221029 | 001 | 2000 | LTD:SERIES 2018A BONDS |
| 221030 | 001 | 2000 | LTD:SERIES 2018B BONDS |
| 221031 | 001 | 2000 | LTD:SERIES 2019A BONDS |
| 221032 | 001 | 2000 | LTD:SERIES 2019B BONDS |
| 221033 | 001 | 2000 | LTD: DWGTF 3.375M LOAN |
| 221034 | 001 | 2000 | LTD: DWGTF/MERRIMACK INTAKE 5.5M |
| 221056 | 001 | 2000 | FORGIVABLE DEBT: ASHLEY COMMON |
| 221057 | 001 | 2000 | FORGIVABLE DEBT: FRENCH HILL |
| 221058 | 001 | 2000 | FORGIVABLE DEBT:ARMORY-NASHUA |
| 221059 | 001 | 2000 | FORGIVABLE DEBT: GLEN RIDGE |
| 221060 | 001 | 2000 | FORGIVABLE DEBT: AMHERST ST |
| 221200 | 001 | 2000 | ORIGINAL ISSUE DISCOUNT |

Long Term Debt

Current Liabilities

| | | | |
|--------|-----|------|---------------------------------------|
| 232100 | 001 | 2000 | FIXED ASSET LINE OF CREDIT |
| 221100 | 001 | 2000 | CURRENT PORTION LONG TERM DEBT |
| 221102 | 001 | 2000 | CURRENT PORTION LTD:HUBBARD |
| 221105 | 001 | 2000 | CURRENT PORTION LTD:CONT #4 |
| 221106 | 001 | 2000 | CURR PORTION LTD: ASHLEY COMM |
| 221107 | 001 | 2000 | CURR PORTION LTD:FRENCH HILL |
| 221108 | 001 | 2000 | CURRENT PORTION LTD: ARMORY |
| 221109 | 001 | 2000 | CURRENT PORTION LTD:GLEN RIDGE |
| 221110 | 001 | 2000 | CURRENT PORTION LTD:DREW WOODS |
| 221111 | 001 | 2000 | CURRENT PORTION LTD: AULI |
| 221112 | 001 | 2000 | CURRENT PORTION LTD:1997 BFANH |
| 221121 | 001 | 2000 | CURRENT PORTION LTD: NASHUA CORE-2014 |
| 221122 | 001 | 2000 | CURRENT PORTION LTD:2014A |
| 221123 | 001 | 2000 | CURRENT PORTION LTD:2014B |

| | | | |
|--------|-----|------|--|
| 221124 | 001 | 2000 | CURRENT PORTION LTD:TIMBERLINE BOOSTER STATION |
| 221125 | 001 | 2000 | CURRENT PORTION LTD:SRF RAW WATER TRANSMISSION |
| 221126 | 001 | 2000 | CURRENT PORTION LTD: 2015A |
| 221127 | 001 | 2000 | CURRENT PORTION LTD: 2015B |
| 221128 | 001 | 2000 | CURRENT PORTION LTD: SRF NASHUA CORE |
| 221129 | 001 | 2000 | CURRENT PORTION LTD: SERIES 2018A |
| 221130 | 001 | 2000 | CURRENT PORTION LTD: SERIES 2018B |
| 221131 | 001 | 2000 | CURRENT PORTION LTD: SERIES 2019A |
| 221132 | 001 | 2000 | CURRENT PORTION LTD: SERIES 2019B |
| 221156 | 001 | 2000 | FORGIVABLE DEBT: STD ASHLEY CM |
| 221157 | 001 | 2000 | FORGIVABLE DEBT: STD FRENCH HL |
| 221158 | 001 | 2000 | FORGIVABLE DEBT: STD ARMORY NA |
| 221159 | 001 | 2000 | FORGIVABLE DEBT: STD GLENRIDGE |
| 221160 | 001 | 2000 | FORGIVABLE DEBT: AMHERST ST |

Current Portion of Long Term Debt

Accounts Payable & Accr Expenses

| | | | |
|--------|-----|------|---------------------------------|
| 222000 | 001 | 2000 | ACCOUNTS PAYABLE |
| 231000 | 001 | 2000 | ACCOUNTS PAYABLE |
| 231111 | 001 | 2000 | ACCOUNTS PAYABLE |
| 231222 | 001 | 2000 | ACCOUNTS PAYABLE |
| 236110 | 001 | 2000 | MEDICARE TAXES PAYABLE |
| 236111 | 001 | 2000 | FICA TAXES PAYABLE |
| 236112 | 001 | 2000 | EMPLOYEE WITHHOLDING PAYABLE |
| 236113 | 001 | 2000 | SUTA TAX PAYABLE - NH |
| 236114 | 001 | 2000 | FED UNEMPLOYMENT TAX PAYABLE |
| 236115 | 001 | 2000 | LOCAL PROPERTY TAXES PAYABLE |
| 236117 | 001 | 2000 | SECTION 125 WITHHOLDING |
| 236118 | 001 | 2000 | MASS STATE TAX |
| 236119 | 001 | 2000 | ACCRUED TAXES |
| 237110 | 001 | 2000 | ACCRUED INTEREST LTD |
| 237115 | 001 | 2000 | ACCR INT BC1 AUCTION RATE BNDS |
| 237120 | 001 | 2000 | ACCRUED INTEREST - LOC |
| 241100 | 001 | 2000 | UNION DUES PAYABLE |
| 241210 | 001 | 2000 | 401K WITHHOLDING PAYABLE |
| 241215 | 001 | 2000 | 401K LOAN WITHHOLDING PAYABLE |
| 241220 | 001 | 2000 | UNITED WAY WITHHELD |
| 241223 | 001 | 2000 | DEPENDENT CARE - FSA |
| 241226 | 001 | 2000 | LTD INSURANCE |
| 241228 | 001 | 2000 | CAR AND/OR HOME INS WITHHELD |
| 241230 | 001 | 2000 | LIFE INSURANCE WITHHELD |
| 241237 | 001 | 2000 | VOLUNTARY ACCIDENT INS WITHHELD |
| 241238 | 001 | 2000 | VISION INSURANCE WITHHELD |
| 241300 | 001 | 2000 | MISC CURRENT ACCRUED LIABILITY |
| 241350 | 001 | 2000 | ACCRUED LIABILITY - RETAINAGE |
| 241900 | 001 | 2000 | ACCRUED PAYROLL |
| 241905 | 001 | 2000 | ACCRUED EMPLOYER PAYROLL TAXES |
| 241910 | 001 | 2000 | ACCRUED VACATION - PWW |
| 241236 | 001 | 2000 | ACCRUED LIAB PENSION-SHORT TRM |
| 241304 | 001 | 2000 | EARLY RETIREE LIAB-HEALTH - ST |
| 241316 | 001 | 2000 | POST-65 HEALTH LIABILITY - ST |
| 228900 | 001 | 2000 | MASS TAXES PAYABLE |

Customer Deposits

| | | | |
|--------|-----|------|--------------------------------------|
| 235100 | 001 | 2000 | SERVICE INSTALLATION DEPOSITS |
| 235150 | 001 | 2000 | CONSTRUCTION METER DEPOSITS |
| 235250 | 001 | 2000 | HARDSHIP CASE: CREDITS |
| 235350 | 001 | 2000 | DEPOSITS - MERRIMACK SOURCE DEV |
| 235550 | 001 | 2000 | SERVICE DEPOSITS: SALISBURY |
| 235551 | 001 | 2000 | SERVICE DEPOSITS: SALS B METERS |
| 235600 | 001 | 2000 | SERVICE INSTALL DEPOSITS - PAC |
| 235700 | 001 | 2000 | SERVICE INST DEPOSITS - PEU |
| 235750 | 001 | 2000 | DEPOSIT-AMHERST (TCI) PROJECT ESCROW |
| 235800 | 001 | 2000 | DEPOSITS |
| 235850 | 001 | 2000 | DEPOSITS - SG BEDFORD |

Total Current Liabilities

Other Deferred Credits

| | | | |
|--------|-----|------|---------------------------------------|
| 241305 | 001 | 2000 | EARLY RETIREE LIABILITY-HEALTH |
| 241315 | 001 | 2000 | POST-65 HEALTH LIABILITY |
| 186440 | 001 | 2000 | VEBA TRUST - UNION |
| 186445 | 001 | 2000 | VEBA TRUST - NON-UNION |
| 241306 | 001 | 2000 | ACC LIAB: SUP EXEC RETIRE PLAN |
| 253001 | 001 | 2000 | DEFERRED RENT LIABILITY |
| 253002 | 001 | 2000 | OTHER DEFERRED CREDITS |
| 253005 | 001 | 2000 | DEFRENT CR-HECOP III FITUP ALO |
| 253100 | 001 | 2000 | DEFERRED GAIN: ARMORY ARRA |
| 253101 | 001 | 2000 | DEFERRED GAIN:ASHLEY CMNS ARRA |
| 263231 | 001 | 2000 | ACCURED LIABILITY: PENSION |
| 241235 | 001 | 2000 | ACCRUED STOCK COMP EXPENSE |
| 251000 | 001 | 2000 | UNAMORTIZED DEBT PREMIUM |
| 251001 | 001 | 2000 | UNAMORTIZED DEBT PREMIUM-SERIES 2014A |
| 251002 | 001 | 2000 | UNAMORTIZED DEBT PREMIUM-SERIES 2015A |
| 251003 | 001 | 2000 | UNAMORTIZED DEBT PREMIUM-SERIES 2015B |
| 251004 | 001 | 2000 | UNAMORTIZED DEBT PREMIUM-SERIES 2018B |
| 251005 | 001 | 2000 | UNAMORTIZED DEBT PREMIUM-SERIES 2019B |
| 255100 | 001 | 2000 | UNAMORTIZED INVESTMENT CREDIT |
| 283105 | 001 | 2000 | REG LIABILITY-EXCESS DEF TAX |
| 283106 | 001 | 2000 | DEF TAX LIAB-UNAMORTIZED ITC |
| 283107 | 001 | 2000 | GROSSUP TO REG LIAB EXCESS DEF |
| 282100 | 001 | 2000 | DEFERRED TAX ASSET |
| 282200 | 001 | 2000 | DEFERRED INCOME TAXES |
| 283100 | 001 | 2000 | ACCUM DEFERRED INC TAX-REG LIABILITY |
| 282201 | 001 | 2000 | DEF TAX OFFSET TO REG LIAB ITC |
| 282202 | 001 | 2000 | DEF TAX OFFSET TO GU REG ASSET |
| 282203 | 001 | 2000 | DEF TAX OFFSET TO GU REG LIAB |

Contributions in Aid of Construction - All Divisions

| | | | |
|--------|-----|------|-------------------------------|
| 271200 | 001 | 2000 | CONTRIBUTIONS IN AID OF CONST |
|--------|-----|------|-------------------------------|

| | | | |
|--------|-----|------|--------------------------------|
| 271201 | 001 | 2000 | CIAC: BON TERRAIN |
| 271202 | 001 | 2000 | CIAC: TAYLOR FALLS BOOSTER STA |
| 271205 | 001 | 2000 | CIAC: TOWN OF AMHERST |
| 271210 | 001 | 2000 | CIAC: MAST ROAD |
| 271220 | 001 | 2000 | CIAC: LITTLE POND MAINS |
| 271225 | 001 | 2000 | CIAC: PWDRHILL/DUNLAP WDS TANK |
| 271230 | 001 | 2000 | CIAC: URBAN RUNOFF |
| 271240 | 001 | 2000 | CIAC-NEW SERVICES:ENGLISH WOOD |
| 271250 | 001 | 2000 | CIAC: SAFE WATER DRINKING ACT |
| 271260 | 001 | 2000 | CIAC: AUTUMN WOODS BOOSTER STA |
| 271270 | 001 | 2000 | CIAC: CHERRY LANE WELL |
| 271275 | 001 | 2000 | CIAC: MANCHESTER INTERCONNECT |
| 271310 | 001 | 2000 | CIAC - MAPLEWOOD |
| 271320 | 001 | 2000 | CIAC - LAUREL WOODS |
| 271400 | 001 | 2000 | CONTR IN AID OF CONST-DEV INST |
| 271550 | 001 | 2000 | CIAC: AUTUMN WOODS |
| 252001 | 001 | 2000 | CUST ADV FOR CONST: MVD INTER |

Reserve for Amort of CIAC: All

| | | | |
|--------|-----|------|-------------------------------|
| 272101 | 001 | 2000 | RESERVE FOR AMORT OF CIAC:PWW |
|--------|-----|------|-------------------------------|

Total Deferred Credits

Total Equity & Liabilities

Pennichuck Water Works, Inc
Balance Sheet
January - December 2019

| 1 | 2 | 3 | 4 | 5 |
|---------------------|---------------------|---------------------|---------------------|---------------------|
| Jan-19 | Feb-19 | Mar-19 | Apr-19 | May-19 |
| 736,972.75 | 736,972.75 | 736,972.75 | 736,972.75 | 736,972.75 |
| - | - | - | - | - |
| - | - | - | - | - |
| - | - | - | - | - |
| - | - | - | - | - |
| 200,261.63 | 200,261.63 | 200,261.63 | 200,261.63 | 200,261.63 |
| - | - | - | - | - |
| 552,513.16 | 552,513.16 | 552,513.16 | 552,513.16 | 552,513.16 |
| 688,358.24 | 688,358.24 | 688,358.24 | 688,358.24 | 688,358.24 |
| - | - | - | - | - |
| - | - | - | - | - |
| - | - | - | - | - |
| 2,178,105.78 | 2,178,105.78 | 2,178,105.78 | 2,178,105.78 | 2,178,105.78 |
| 4,862,274.05 | 4,862,274.05 | 4,862,274.05 | 4,862,274.05 | 4,862,274.05 |
| - | - | - | - | - |
| 404,000.00 | 404,000.00 | 404,000.00 | 404,000.00 | 404,000.00 |
| - | - | - | - | - |
| - | - | - | - | - |
| - | - | - | - | - |
| 3,226,810.01 | 3,226,810.01 | 3,226,810.01 | 3,226,810.01 | 3,226,810.01 |
| - | - | - | - | - |
| - | - | - | - | - |
| 25,289.68 | 25,289.68 | 25,289.68 | 25,289.68 | 25,289.68 |
| - | - | - | - | - |
| - | - | - | - | - |
| - | - | - | - | - |
| 3,772.19 | 3,772.19 | 3,772.19 | 3,772.19 | 3,772.19 |
| 2,919,046.21 | 2,919,046.21 | 2,919,046.21 | 2,919,046.21 | 2,919,046.21 |
| 65,787.00 | 65,787.00 | 65,787.00 | 65,787.00 | 65,787.00 |
| - | - | - | - | - |
| - | - | - | - | - |
| - | - | - | - | - |
| 117,536.96 | 117,536.96 | 117,536.96 | 117,536.96 | 117,536.96 |
| 7,449,164.44 | 7,449,164.44 | 7,449,164.44 | 7,449,164.44 | 7,449,164.44 |
| 20,460.19 | 20,460.19 | 20,460.19 | 20,460.19 | 20,460.19 |
| - | - | - | - | - |
| 24,187,881.49 | 24,187,881.49 | 24,192,124.99 | 24,192,124.99 | 24,198,194.59 |
| 515,588.07 | 515,588.07 | 515,588.07 | 515,588.07 | 515,588.07 |
| 292,020.00 | 292,020.00 | 292,020.00 | 292,020.00 | 292,020.00 |
| 4,991,892.31 | 4,991,892.31 | 4,991,892.31 | 4,991,892.31 | 4,991,892.31 |
| - | - | - | - | - |
| - | - | - | - | - |
| - | - | - | - | - |
| - | - | - | - | - |
| - | - | - | - | - |
| 22,242.78 | 22,242.78 | 22,242.78 | 22,242.78 | 22,242.78 |

| | | | | |
|----------------------|----------------------|----------------------|----------------------|----------------------|
| 1,182,574.55 | 1,182,574.55 | 1,182,574.55 | 1,182,574.55 | 1,182,574.55 |
| 228,554.80 | 228,554.80 | 228,554.80 | 228,554.80 | 228,554.80 |
| - | - | - | - | - |
| - | - | - | - | - |
| 1,543.33 | 1,543.33 | 1,543.33 | 1,543.33 | 1,543.33 |
| 3,745,598.21 | 3,745,598.21 | 3,745,598.21 | 3,745,598.21 | 3,745,598.21 |
| 54,262,036.27 | 54,262,036.27 | 54,266,279.77 | 54,266,279.77 | 54,272,349.37 |
| 1,275,581.70 | 1,275,581.70 | 1,275,581.70 | 1,275,581.70 | 1,275,581.70 |
| 5,532,336.01 | 5,532,336.01 | 5,532,336.01 | 5,532,336.01 | 5,532,336.01 |
| - | - | - | - | - |
| - | - | - | - | - |
| - | - | - | - | - |
| - | - | - | - | - |
| 549,998.16 | 549,998.16 | 555,087.96 | 555,087.96 | 555,087.96 |
| 6,047.12 | 6,047.12 | 6,047.12 | 6,047.12 | 6,047.12 |
| 5,717.54 | 5,717.54 | 5,717.54 | 5,717.54 | 5,717.54 |
| - | - | - | - | - |
| - | - | - | - | - |
| 22,585.66 | 22,585.66 | 22,585.66 | 22,585.66 | 22,585.66 |
| 39,023.59 | 39,023.59 | 39,023.59 | 39,023.59 | 39,023.59 |
| 248,484.33 | 248,484.33 | 248,484.33 | 248,484.33 | 248,484.33 |
| 55,714.45 | 55,714.45 | 55,714.45 | 55,714.45 | 55,714.45 |
| - | - | - | - | - |
| - | - | - | - | - |
| - | - | - | - | - |
| 735,853.39 | 735,853.39 | 735,853.39 | 735,853.39 | 735,853.39 |
| - | - | - | - | - |
| - | - | - | - | - |
| - | - | - | - | - |
| - | - | - | - | - |
| 78,163.51 | 78,163.51 | 78,163.51 | 78,163.51 | 78,163.51 |
| 13,500.00 | 13,500.00 | 13,500.00 | 13,500.00 | 13,500.00 |
| - | - | - | - | - |
| 15,927,797.77 | 15,927,797.77 | 15,927,797.77 | 15,927,797.77 | 15,938,335.39 |
| - | - | - | - | - |
| 1,282,498.80 | 1,282,498.80 | 1,282,498.80 | 1,282,498.80 | 1,282,498.80 |
| - | - | - | - | - |
| 25,773,302.03 | 25,773,302.03 | 25,778,391.83 | 25,778,391.83 | 25,788,929.45 |
| (384,880.18) | (384,880.18) | (384,880.18) | (384,880.18) | (384,880.18) |
| (460,025.00) | (460,025.00) | (460,025.00) | (460,025.00) | (460,025.00) |
| 342,766.28 | 344,168.79 | 345,571.31 | 346,973.83 | 348,376.34 |
| 212,752.09 | 213,601.71 | 214,451.33 | 215,300.95 | 216,150.57 |
| - | - | - | - | - |
| - | - | - | - | - |
| - | - | - | - | - |
| - | - | - | - | - |
| 8,459,084.08 | 8,459,084.08 | 8,459,084.08 | 8,459,084.08 | 8,459,084.08 |
| 322,272.32 | 322,272.32 | 322,272.32 | 322,272.32 | 322,272.32 |
| 360,604.84 | 360,604.84 | 360,604.84 | 360,604.84 | 360,604.84 |
| 4,773,324.03 | 4,773,324.03 | 4,773,324.03 | 4,773,324.03 | 4,887,861.63 |
| 239,018.36 | 239,018.36 | 239,018.36 | 239,018.36 | 239,018.36 |

| | | | | |
|---------------|---------------|---------------|---------------|---------------|
| 13,083,122.20 | 13,083,122.20 | 13,079,919.08 | 13,079,919.08 | 13,079,919.08 |
| 1,440,589.96 | 1,440,589.96 | 1,440,589.96 | 1,440,589.96 | 1,440,589.96 |
| 531,932.04 | 531,932.04 | 531,932.04 | 531,932.04 | 531,932.04 |
| 235,507.36 | 235,507.36 | 235,507.36 | 235,507.36 | 235,507.36 |
| - | - | - | - | - |
| 38,776,865.38 | 38,777,096.60 | 38,743,277.51 | 38,764,297.46 | 39,000,642.53 |
| 122,253.28 | 122,253.28 | 122,253.28 | 122,253.28 | 122,253.28 |
| - | - | - | - | - |
| - | - | - | - | - |
| - | - | - | - | - |
| - | - | - | - | - |
| 2,175,103.44 | 2,148,103.44 | 2,147,178.44 | 2,151,089.52 | 2,161,657.75 |
| 37,035.10 | 37,035.10 | 37,035.10 | 41,124.32 | 41,124.32 |
| 14,534.48 | 14,534.48 | 14,534.48 | 14,534.48 | 14,534.48 |
| 64,058.55 | 64,058.55 | 64,058.55 | 64,058.55 | 64,058.55 |
| 39,260.21 | 39,260.21 | 39,260.21 | 39,260.21 | 42,477.91 |
| - | - | - | - | - |
| - | - | - | - | - |
| 24,078,004.54 | 24,259,644.54 | 24,273,870.94 | 24,273,870.94 | 24,588,284.29 |
| - | - | - | - | - |
| - | - | - | - | - |
| - | - | - | - | - |
| - | - | - | - | - |
| 1,488,649.43 | 1,488,649.43 | 1,485,655.42 | 1,485,655.42 | 1,485,655.42 |
| 4,673,044.99 | 4,637,305.09 | 4,636,233.90 | 4,636,233.90 | 4,636,233.90 |
| - | - | - | - | - |
| - | - | - | - | - |
| - | - | - | - | - |
| - | - | - | - | - |
| - | - | - | - | - |
| - | - | - | - | - |
| 3,119,793.30 | 3,133,639.75 | 3,134,897.69 | 3,146,318.97 | 3,152,626.69 |
| 6,204,293.93 | 6,292,069.38 | 6,352,875.97 | 6,394,708.92 | 6,410,511.30 |
| 1,732,631.23 | 1,743,506.29 | 1,762,117.21 | 1,767,554.74 | 1,769,971.42 |
| 4,469,832.75 | 4,495,005.43 | 4,433,383.26 | 4,448,625.59 | 4,465,258.54 |
| - | - | - | - | - |
| 2,408,338.05 | 2,413,334.12 | 2,410,743.80 | 2,414,061.70 | 2,417,226.56 |
| - | - | - | - | - |
| - | - | - | - | - |
| - | - | - | - | - |
| - | - | - | - | - |
| - | - | - | - | - |
| - | - | - | - | - |
| - | - | - | - | - |
| - | - | - | - | - |
| - | - | - | - | - |
| - | - | - | - | - |
| - | - | - | - | - |
| - | - | - | - | - |
| - | - | - | - | - |
| - | - | - | - | - |
| - | - | - | - | - |
| - | - | - | - | - |
| - | - | - | - | - |
| - | - | - | - | - |
| - | - | - | - | - |
| - | - | - | - | - |
| 2,897,710.08 | 2,897,710.08 | 2,897,710.08 | 2,897,710.08 | 2,897,710.08 |
| - | - | - | - | - |
| - | - | - | - | - |

| | | | | |
|------------------------|------------------------|------------------------|------------------------|------------------------|
| 100,205.95 | 100,205.95 | 100,205.95 | 100,205.95 | 100,205.95 |
| 1,624,920.08 | 1,672,290.08 | 1,683,870.08 | 1,683,870.08 | 1,719,729.05 |
| 900.00 | 900.00 | 900.00 | 900.00 | 900.00 |
| - | - | - | - | - |
| - | - | - | - | - |
| - | - | - | - | - |
| 30,352.30 | 30,352.30 | 30,352.30 | 30,352.30 | 30,352.30 |
| 565.00 | 565.00 | 565.00 | 565.00 | 565.00 |
| 97,067.72 | 97,067.72 | 97,067.72 | 97,067.72 | 97,067.72 |
| 291,816.23 | 291,816.23 | 291,816.23 | 291,816.23 | 291,816.23 |
| - | - | - | - | - |
| - | - | - | - | - |
| - | - | - | - | - |
| - | - | - | - | - |
| 123,603,304.40 | 123,914,723.56 | 123,917,232.65 | 124,025,757.03 | 124,787,274.67 |
| 528,236.77 | 528,236.77 | 528,236.77 | 528,236.77 | 529,244.77 |
| 3,755,588.20 | 3,755,588.20 | 3,755,588.20 | 3,782,767.49 | 3,784,318.90 |
| 732,820.82 | 732,820.82 | 732,820.82 | 732,820.82 | 732,820.82 |
| - | - | - | - | - |
| 226,761.21 | 226,761.21 | 202,644.28 | 202,644.28 | 202,644.28 |
| 465,933.08 | 465,933.08 | 465,933.08 | 465,933.08 | 465,933.08 |
| 1,047,226.25 | 1,047,226.25 | 1,047,226.25 | 1,047,226.25 | 1,050,076.14 |
| - | - | - | - | - |
| - | - | - | - | - |
| - | - | - | - | - |
| - | - | - | - | - |
| 8,416,612.55 | 8,416,612.55 | 8,303,294.81 | 8,326,122.70 | 8,329,668.31 |
| 737,171.00 | 737,171.00 | 723,547.54 | 723,547.54 | 728,115.44 |
| - | - | - | - | - |
| 15,910,349.88 | 15,910,349.88 | 15,759,291.75 | 15,809,298.93 | 15,822,821.74 |
| 28,856.17 | 28,856.17 | 28,856.17 | 28,856.17 | 28,856.17 |
| 229,132.31 | 229,132.31 | 229,132.31 | 229,132.31 | 229,132.31 |
| 257,988.48 | 257,988.48 | 257,988.48 | 257,988.48 | 257,988.48 |
| 221,985,086.84 | 222,296,506.00 | 222,157,290.26 | 222,315,821.82 | 223,107,469.49 |
| (73,604,713.32) | (74,100,705.97) | (74,382,840.59) | (74,877,350.34) | (75,372,752.67) |
| 5,436,537.07 | 5,440,686.92 | 5,443,879.84 | 5,450,036.76 | 5,488,037.61 |
| 6,142,905.49 | 6,139,775.59 | 6,176,391.66 | 6,162,672.86 | 6,161,672.86 |
| 3,531,600.00 | 3,531,600.00 | 3,531,600.00 | 3,531,600.00 | 3,531,600.00 |
| (58,493,670.76) | (58,988,643.46) | (59,230,969.09) | (59,733,040.72) | (60,191,442.20) |
| 163,491,416.08 | 163,307,862.54 | 162,926,321.17 | 162,582,781.10 | 162,916,027.29 |
| (7,201.79) | (10,558.86) | (9,702.97) | (12,768.33) | (11,712.80) |
| 1,292,040.60 | 1,311,379.81 | 1,466,596.54 | 1,513,708.01 | 1,203,177.52 |
| - | - | - | - | - |
| 503,915.17 | 560,443.66 | 610,302.41 | 618,622.54 | 891,555.80 |
| 1,788,753.98 | 1,861,264.61 | 2,067,195.98 | 2,119,562.22 | 2,083,020.52 |
| 165,280,170.06 | 165,169,127.15 | 164,993,517.15 | 164,702,343.32 | 164,999,047.81 |

| | | | | |
|---------------------|---------------------|---------------------|---------------------|---------------------|
| 2,000.00 | 2,000.00 | 2,000.00 | 2,000.00 | 2,000.00 |
| 2,000.00 | 2,000.00 | 2,000.00 | 2,000.00 | 2,000.00 |
| 2,000.00 | 2,000.00 | 2,000.00 | 2,000.00 | 2,000.00 |
| - | - | - | - | - |
| - | - | - | - | - |
| - | - | - | - | - |
| - | - | - | - | - |
| - | - | - | - | - |
| 655,078.55 | 483,504.92 | 405,728.00 | 326,654.13 | 275,387.40 |
| - | - | - | - | - |
| - | - | - | - | - |
| - | - | - | - | - |
| - | - | - | - | - |
| 200,896.78 | 90,278.85 | 52,059.35 | 13,069.13 | - |
| - | - | - | - | - |
| 128,547.29 | - | - | - | - |
| 1,085,887.10 | 1,568,390.91 | 1,731,310.77 | 1,800,940.68 | 2,280,561.94 |
| 9,177.47 | 9,177.47 | 9,177.47 | - | - |
| - | - | - | 46,174.32 | 46,174.32 |
| - | - | - | - | - |
| 58,585.60 | 99,357.68 | 737,421.42 | 164,716.72 | 215,023.74 |
| - | - | - | - | - |
| - | - | - | - | - |
| - | - | - | - | - |
| - | - | - | - | - |
| - | - | - | - | - |
| 2,144,172.79 | 2,256,709.83 | 2,941,697.01 | 2,357,554.98 | 2,823,147.40 |
| - | - | - | - | - |
| 1,742,921.37 | 2,129,843.15 | 1,958,303.37 | 1,705,462.63 | 1,501,736.07 |
| - | - | - | - | - |
| 19,674.46 | 19,650.81 | 9,828.75 | 9,817.14 | 10,214.67 |
| 175,270.16 | 614,936.20 | 416,842.13 | 263,822.65 | 423,451.46 |
| - | - | - | - | - |
| 9,698.40 | 12,432.72 | 10,963.14 | 8,437.84 | 9,112.89 |
| (25,000.00) | (25,000.00) | (25,020.64) | (25,000.00) | (25,065.00) |
| (5,533.35) | (5,533.35) | (3,718.70) | (3,718.70) | (3,718.70) |
| 1,917,031.04 | 2,746,329.53 | 2,367,198.05 | 1,958,821.56 | 1,915,731.39 |
| - | - | - | - | - |
| 1,884,914.00 | 1,423,251.00 | 1,631,680.00 | 1,795,286.00 | 2,036,065.00 |
| 34,522.54 | 29,927.88 | 25,326.67 | 20,759.98 | 20,758.97 |
| - | - | - | - | - |
| 1,919,436.54 | 1,453,178.88 | 1,657,006.67 | 1,816,045.98 | 2,056,823.97 |
| 363,008.93 | 358,050.31 | 352,305.10 | 334,187.72 | 334,684.97 |
| 79,805.70 | 79,519.21 | 88,360.29 | 108,203.93 | 95,538.63 |
| 1,456.11 | 1,456.11 | 1,456.11 | 1,456.11 | 1,384.72 |
| - | - | - | - | - |
| 149,875.89 | 121,550.62 | 116,638.77 | 115,913.83 | 109,564.74 |
| 2,541.43 | 2,703.73 | 2,499.17 | 2,524.16 | 3,503.98 |
| 20,553.11 | 20,553.11 | 20,553.11 | 20,553.11 | 20,553.11 |
| - | - | - | - | - |

| | | | | |
|----------------------|----------------------|----------------------|----------------------|----------------------|
| - | - | - | - | - |
| - | - | - | - | - |
| 2,435.92 | 2,435.92 | 4,038.60 | 9,100.86 | 6,355.22 |
| - | - | - | - | - |
| - | - | - | - | - |
| - | - | - | - | - |
| 619,677.09 | 586,269.01 | 585,851.15 | 591,939.72 | 571,585.37 |
| 33,596.45 | 22,116.43 | 99,920.48 | 106,546.04 | 113,254.91 |
| - | - | - | - | - |
| 295,757.61 | 255,134.85 | 245,588.70 | 209,665.22 | 288,676.05 |
| - | - | - | - | - |
| 491,075.38 | 245,537.71 | - | - | 1,086,263.30 |
| - | - | - | - | - |
| - | - | - | - | - |
| (0.44) | 27,381.62 | 27,381.62 | 27,381.62 | (0.44) |
| 18,336.96 | 15,240.50 | 16,916.16 | 34,916.16 | 39,789.36 |
| 258,283.82 | 272,498.41 | 253,598.42 | 276,891.31 | 273,367.09 |
| - | - | - | - | - |
| - | - | - | - | - |
| (19,557.31) | (19,548.71) | (19,548.71) | (19,548.71) | (19,548.71) |
| 1,077,492.47 | 818,360.81 | 623,856.67 | 635,851.64 | 1,781,801.56 |
| 26,218,482.48 | 21,904,181.38 | 20,945,656.05 | 21,443,033.08 | 21,725,960.67 |
| (239.02) | (452.70) | 904.23 | 1,067.99 | 1,230.41 |
| 207,078.63 | 368,324.56 | 624,891.29 | 848,447.47 | 1,119,297.71 |
| 25,931.34 | 48,421.51 | 92,457.95 | 114,970.52 | 141,260.86 |
| 12,954.74 | 12,954.74 | 12,954.74 | 12,954.74 | 12,954.74 |
| 367,608.87 | 704,784.47 | 1,252,015.71 | 1,650,222.53 | 2,046,211.35 |
| 26,831,817.04 | 23,038,213.96 | 22,928,879.97 | 24,070,696.33 | 25,046,915.74 |
| 34,509,626.97 | 30,899,062.02 | 31,104,489.52 | 31,430,910.21 | 34,196,005.43 |
| - | - | - | - | - |
| - | - | - | - | - |
| - | - | - | - | - |
| - | - | - | - | - |
| 66,463,833.21 | 66,307,298.51 | 66,150,764.59 | 65,994,230.67 | 65,837,695.97 |
| - | - | - | - | - |
| 368.18 | 294.55 | 220.91 | 147.28 | 73.64 |
| - | - | - | - | - |
| - | - | - | - | - |
| (0.03) | (0.03) | (0.03) | (0.03) | - |
| - | - | - | - | - |
| 6.80 | 6.80 | 6.80 | 6.80 | - |
| - | - | - | - | - |
| - | - | - | - | - |
| 27,019.91 | 26,634.10 | 26,248.29 | 25,862.48 | 25,478.66 |
| - | - | - | - | - |
| - | - | - | - | - |
| - | - | - | - | - |
| - | - | - | - | - |

| | | | | |
|------------|------------|------------|------------|------------|
| - | - | - | - | - |
| - | - | - | - | - |
| 2,632.59 | 2,509.56 | 2,386.55 | 2,263.53 | 2,140.50 |
| 11,305.51 | 11,167.67 | 11,029.83 | 10,891.98 | 10,756.81 |
| 6,209.46 | 6,132.77 | 6,056.08 | 5,979.39 | 5,902.38 |
| - | - | - | - | - |
| - | - | - | - | - |
| - | - | - | - | - |
| - | - | - | - | - |
| - | - | - | - | - |
| - | - | - | - | - |
| 0.32 | 0.32 | 0.32 | 0.32 | 0.32 |
| 42,309.80 | 30,917.38 | 19,543.45 | 10,539.25 | 10,534.52 |
| - | - | - | - | 2,316.23 |
| 762,068.98 | 762,068.98 | 760,575.98 | 760,575.98 | 760,575.98 |
| - | - | - | - | - |
| - | - | - | - | - |
| - | - | - | - | - |
| - | - | - | - | - |
| - | - | - | - | - |
| - | - | - | - | - |
| 11,672.69 | 11,586.88 | 11,501.07 | 11,415.27 | 11,329.69 |
| - | - | - | - | - |
| - | - | - | - | - |
| - | - | - | - | - |
| 9,404.08 | 9,068.53 | 8,732.98 | 8,397.43 | 7,729.57 |
| (623.29) | (623.29) | (623.29) | (623.29) | - |
| 11,597.31 | 11,269.85 | 10,942.39 | 10,614.92 | 9,844.85 |
| (0.40) | (0.40) | (0.40) | (0.40) | - |
| - | - | - | - | - |
| 0.01 | 0.01 | 0.01 | 0.01 | - |
| 9,898.62 | 9,718.74 | 9,538.85 | 9,358.96 | 9,180.03 |
| 12,470.19 | 12,243.41 | 12,016.63 | 11,789.85 | 11,562.67 |
| - | - | - | - | - |
| - | - | - | - | - |
| 14,283.58 | 13,863.87 | 13,444.17 | 13,024.46 | 12,608.15 |
| - | - | - | 5,359.96 | 5,314.92 |
| - | - | - | - | 37,338.87 |
| - | - | - | - | - |
| - | - | - | - | - |
| 9,082.75 | 8,889.50 | 8,696.25 | 8,503.00 | 8,309.75 |
| - | - | - | 16,887.59 | 16,745.68 |
| - | - | - | - | - |
| 5,510.82 | 4,961.28 | 4,411.77 | 3,862.23 | 3,319.14 |
| 415.02 | 348.62 | 282.22 | 215.81 | 148.70 |
| 15,720.59 | 15,379.09 | 15,037.58 | 14,696.08 | 14,356.82 |
| 7,875.12 | 7,734.53 | 7,593.90 | 7,453.29 | 7,312.68 |
| - | - | - | - | - |
| 27,707.59 | 27,100.45 | 26,493.29 | 25,886.15 | 28,951.55 |
| 18,342.07 | 18,031.19 | 17,720.29 | 17,409.43 | 17,098.74 |
| 11,677.81 | 11,531.84 | 11,385.87 | 11,239.90 | 11,093.95 |
| (1,643.58) | (1,643.58) | (1,643.58) | (1,643.58) | - |
| 87,338.48 | 85,858.17 | 84,377.80 | 82,897.55 | 81,417.57 |
| - | - | - | - | - |

| | | | | |
|-------------------------|-------------------------|-------------------------|-------------------------|-------------------------|
| - | - | - | - | - |
| - | - | - | - | - |
| (4,144.98) | (4,144.98) | (4,144.98) | (4,144.98) | - |
| - | - | - | - | - |
| - | - | - | - | - |
| - | - | - | - | - |
| - | - | - | - | - |
| 51,688.10 | 51,057.95 | 50,427.80 | 49,797.65 | 49,283.19 |
| - | - | - | - | - |
| 1,000.00 | 1,000.00 | 1,000.00 | 1,000.00 | 1,000.00 |
| - | - | - | - | - |
| 404,246.55 | 400,333.71 | 396,420.87 | 392,508.04 | 384,435.20 |
| - | - | - | - | - |
| - | - | - | - | - |
| - | - | - | - | - |
| - | - | - | - | - |
| 7,608,624.83 | 7,584,993.66 | 7,561,362.49 | 7,537,731.32 | 7,514,100.15 |
| 563,403.58 | 562,219.16 | 561,034.74 | 559,850.32 | 558,665.90 |
| - | - | - | - | - |
| - | - | - | - | - |
| 76,191,302.27 | 75,987,808.80 | 75,782,841.49 | 75,603,984.62 | 75,456,622.78 |
| - | - | - | - | - |
| - | - | - | - | - |
| 2,954.08 | 2,954.08 | 2,954.08 | 2,954.08 | 2,954.08 |
| - | - | - | - | - |
| - | - | - | - | - |
| - | - | - | - | - |
| 4,053,244.57 | 4,031,388.54 | 4,009,532.51 | 4,281,115.51 | 4,256,655.08 |
| - | - | - | - | - |
| 80,247,500.92 | 80,022,151.42 | 79,795,328.08 | 79,888,054.21 | 79,716,231.94 |
| 280,037,297.95 | 276,090,340.59 | 275,893,334.75 | 276,021,307.74 | 278,911,285.18 |
| - | - | - | - | - |
| - | - | - | - | - |
| - | - | - | - | - |
| (30,000.00) | (30,000.00) | (30,000.00) | (30,000.00) | (30,000.00) |
| (111,870,969.42) | (106,951,794.71) | (106,951,794.71) | (106,951,794.71) | (106,951,794.71) |
| - | - | - | - | - |
| - | - | - | - | - |
| (459,068.02) | - | - | - | - |
| 54,000.87 | 457,846.95 | 461,869.67 | 518,621.11 | 768,020.47 |
| (112,306,036.57) | (106,523,947.76) | (106,519,925.04) | (106,463,173.60) | (106,213,774.24) |

| | | | | |
|------------------------|------------------------|------------------------|------------------------|------------------------|
| - | - | - | - | - |
| (48,207.62) | (46,353.45) | (44,499.28) | (42,645.11) | (40,790.94) |
| - | - | - | - | - |
| (1,754,323.67) | (1,741,585.04) | (1,728,809.39) | (1,715,996.60) | (1,703,146.57) |
| (177,433.08) | (176,634.08) | (175,828.08) | (175,015.08) | (174,195.08) |
| (538,580.52) | (536,526.52) | (534,453.52) | (532,361.52) | (530,250.52) |
| (121,378.00) | (120,878.00) | (120,373.00) | (119,864.00) | (119,350.00) |
| (40,904.00) | (40,752.00) | (40,599.00) | (40,444.00) | (40,288.00) |
| (576,451.19) | (573,217.19) | (569,975.19) | (566,725.19) | (563,467.19) |
| (2,800,000.00) | (2,800,000.00) | (2,400,000.00) | (2,400,000.00) | (2,400,000.00) |
| - | - | - | - | - |
| - | - | - | - | - |
| - | - | - | - | - |
| - | - | - | - | - |
| - | - | - | - | - |
| - | - | - | - | - |
| - | - | - | - | - |
| (1,878,719.64) | (1,870,972.48) | (1,863,209.41) | (1,855,430.40) | (1,847,635.41) |
| (36,695,000.00) | (36,695,000.00) | (36,695,000.00) | (36,695,000.00) | (36,695,000.00) |
| (4,830,000.00) | (4,830,000.00) | (4,830,000.00) | (4,830,000.00) | (4,830,000.00) |
| (282,810.58) | (281,659.72) | (280,506.35) | (279,350.46) | (278,192.05) |
| (2,877,371.69) | (2,866,312.69) | (2,855,235.69) | (2,844,140.69) | (2,833,027.69) |
| (18,330,000.00) | (18,330,000.00) | (18,330,000.00) | (18,330,000.00) | (18,330,000.00) |
| (1,625,000.00) | (1,625,000.00) | (1,625,000.00) | (1,625,000.00) | (1,625,000.00) |
| (1,087,604.96) | (1,085,910.82) | (1,084,209.51) | (1,082,501.01) | (1,080,785.32) |
| (4,460,000.00) | (4,460,000.00) | (4,460,000.00) | (4,460,000.00) | (4,460,000.00) |
| (985,000.00) | (985,000.00) | (985,000.00) | (985,000.00) | (900,000.00) |
| - | - | - | (8,080,000.00) | (8,080,000.00) |
| - | - | - | (170,000.00) | - |
| - | - | - | - | - |
| - | - | - | - | - |
| (126,150.63) | (125,209.21) | (124,267.78) | (123,326.36) | (122,384.94) |
| (402,510.03) | (399,790.36) | (397,070.69) | (394,351.02) | (391,631.35) |
| (89,120.86) | (88,493.24) | (87,865.62) | (87,238.00) | (86,610.38) |
| (30,753.22) | (30,548.20) | (30,343.18) | (30,138.16) | (29,933.14) |
| (264,401.20) | (263,621.26) | (262,841.32) | (262,061.38) | (261,281.44) |
| - | - | - | - | - |
| (80,021,720.89) | (79,973,464.26) | (79,525,087.01) | (87,726,588.98) | (87,422,970.02) |
| - | - | - | - | - |
| (8,537,110.33) | (8,850,015.35) | (8,850,015.35) | (418,641.82) | (632,944.64) |
| - | - | - | - | - |
| (22,250.04) | (22,250.04) | (22,250.04) | (22,250.04) | (22,250.04) |
| (150,014.17) | (150,450.22) | (150,887.52) | (151,326.10) | (151,765.95) |
| (9,051.00) | (9,134.00) | (9,217.00) | (9,300.00) | (9,383.00) |
| (23,166.00) | (23,393.00) | (23,620.00) | (23,847.00) | (24,075.00) |
| (5,661.00) | (5,713.00) | (5,766.00) | (5,819.00) | (5,872.00) |
| (1,712.00) | (1,729.00) | (1,746.00) | (1,763.00) | (1,780.00) |
| (38,190.00) | (38,284.00) | (38,379.00) | (38,474.00) | (38,569.00) |
| (400,000.00) | (400,000.00) | (400,000.00) | (400,000.00) | (400,000.00) |
| - | - | - | - | - |
| (91,736.97) | (91,925.33) | (92,114.09) | (92,303.23) | (92,492.76) |
| (1,135,000.00) | (1,135,000.00) | (1,135,000.00) | (1,135,000.00) | (1,135,000.00) |
| (100,000.00) | (100,000.00) | (100,000.00) | (100,000.00) | (100,000.00) |

| | | | | |
|------------------------|------------------------|------------------------|-----------------------|-----------------------|
| (13,616.63) | (13,646.32) | (13,676.07) | (13,705.88) | (13,735.77) |
| (131,311.00) | (131,525.00) | (131,740.00) | (131,955.00) | (132,170.00) |
| (595,000.00) | (595,000.00) | (595,000.00) | (595,000.00) | (595,000.00) |
| (110,000.00) | (110,000.00) | (110,000.00) | (110,000.00) | (110,000.00) |
| (19,774.50) | (19,859.64) | (19,944.92) | (20,030.36) | (20,115.93) |
| - | - | - | - | - |
| (90,000.00) | (90,000.00) | (90,000.00) | (5,000.00) | (90,000.00) |
| - | - | - | - | - |
| - | - | - | - | (170,000.00) |
| (11,297.07) | (11,297.07) | (11,297.07) | (11,297.07) | (11,297.07) |
| (32,636.04) | (32,636.04) | (32,636.04) | (32,636.04) | (32,636.04) |
| (7,531.44) | (7,531.44) | (7,531.44) | (7,531.44) | (7,531.44) |
| (2,460.24) | (2,460.24) | (2,460.24) | (2,460.24) | (2,460.24) |
| (9,359.28) | (9,359.28) | (9,359.28) | (9,359.28) | (9,359.28) |
| (11,536,877.71) | (11,851,208.97) | (11,852,640.06) | (3,337,699.50) | (3,808,438.16) |

| | | | | |
|-----------------------|-----------------------|-----------------------|-----------------------|-----------------------|
| - | - | - | - | - |
| (576,557.63) | (595,802.33) | (628,165.59) | (442,260.30) | (2,306,918.90) |
| (2,182.91) | (20,058.95) | (39,587.43) | (18,642.09) | (5,789.27) |
| (10,801.32) | (17,765.46) | (157,850.99) | (36,127.76) | (30,731.19) |
| - | - | - | - | - |
| - | - | - | - | - |
| - | - | - | - | - |
| - | - | - | - | - |
| (82,607.67) | (165,215.34) | - | (332,699.04) | 82,607.66 |
| (6,498.54) | (3,524.04) | (2,036.79) | (2,036.79) | (3,524.04) |
| - | - | - | - | - |
| (2,817.20) | (2,817.20) | (2,817.20) | (2,817.20) | (2,817.20) |
| (428,793.21) | (690,376.03) | (857,004.64) | (1,007,822.34) | (1,351,517.06) |
| - | - | - | - | - |
| (30,393.82) | (29,760.30) | (33,207.27) | (6,387.78) | (5,613.81) |
| (9,484.83) | (4,386.12) | (4,403.64) | (1.97) | (1.97) |
| (15,692.38) | (15,567.17) | (633.72) | (633.72) | (633.72) |
| (4,818.57) | (4,989.81) | (2,171.84) | (2,171.84) | (2,171.84) |
| (911.00) | (408.00) | (408.00) | - | - |
| (211.24) | 173.38 | 365.69 | 365.69 | 173.38 |
| 724.36 | 932.46 | 1,150.11 | 1,319.42 | 858.04 |
| 16.59 | 16.59 | 16.59 | 16.59 | 16.59 |
| (3,009.56) | (2,720.33) | (2,431.10) | (2,132.44) | (2,705.42) |
| (1,882.77) | (1,853.89) | (1,825.01) | (1,796.13) | (1,853.83) |
| (6,566.29) | (6,521.84) | (6,467.79) | (6,394.70) | (6,565.16) |
| (817,568.10) | (1,703,569.24) | (1,612,378.42) | (1,780,553.65) | (2,688,037.65) |
| (626,754.36) | (636,215.98) | (618,397.03) | (591,447.69) | (577,530.98) |
| (141,391.81) | (139,741.65) | (180,299.18) | (267,102.94) | (190,360.82) |
| (11,712.26) | (10,893.20) | (13,576.12) | (20,211.60) | (14,653.81) |
| (122,623.34) | (142,845.88) | (169,596.83) | (181,899.43) | (181,345.67) |
| (2,902,537.86) | (4,193,910.33) | (4,331,726.20) | (4,701,437.71) | (7,289,116.67) |

| | | | | |
|---|---|---|---|---|
| - | - | - | - | - |
| - | - | - | - | - |
| - | - | - | - | - |
| - | - | - | - | - |
| - | - | - | - | - |

| | | | | |
|------------------------|------------------------|------------------------|-----------------------|------------------------|
| (37,704.77) | (38,070.35) | (39,827.35) | (47,946.35) | (52,496.35) |
| (1,800.00) | (1,800.00) | (1,800.00) | (1,200.00) | (2,600.00) |
| (0.04) | (0.04) | (0.04) | (0.04) | (0.04) |
| (2,122.00) | (2,122.00) | (2,122.00) | (3,183.00) | (3,183.00) |
| (490.00) | (694.00) | (494.00) | (396.00) | (298.00) |
| - | - | - | - | - |
| (160.00) | (160.00) | (160.00) | (160.00) | (341.00) |
| (33,667.00) | (34,231.00) | (31,704.00) | (32,525.00) | (32,828.00) |
| (5,574.78) | (5,574.78) | (5,574.78) | (5,574.78) | (5,574.78) |
| (40,000.00) | (40,000.00) | (40,000.00) | (40,000.00) | (40,000.00) |
| (21,033.55) | (21,033.55) | (21,033.55) | (21,033.55) | (21,033.55) |
| (142,552.14) | (143,685.72) | (142,715.72) | (152,018.72) | (158,354.72) |
| (14,581,967.71) | (16,188,805.02) | (16,327,081.98) | (8,191,155.93) | (11,255,909.55) |
| - | - | - | - | - |
| (3,750,382.59) | (3,771,042.92) | (3,791,703.25) | (3,796,725.36) | (3,812,172.95) |
| 398,373.67 | 398,373.67 | 398,373.67 | 398,373.67 | 398,373.67 |
| 135,938.76 | 135,938.76 | 135,938.76 | 135,938.76 | 135,938.76 |
| (3,216,070.16) | (3,236,730.49) | (3,257,390.82) | (3,262,412.93) | (3,277,860.52) |
| (416,961.83) | (410,003.91) | (411,891.99) | (404,845.36) | (395,950.88) |
| - | - | - | - | - |
| (21,172.89) | (19,211.45) | (17,250.01) | (39,473.19) | (37,452.91) |
| - | - | - | - | - |
| (438,134.72) | (429,215.36) | (429,142.00) | (444,318.55) | (433,403.79) |
| (9,870,942.00) | (9,957,731.00) | (10,044,520.00) | (9,852,309.00) | (9,939,098.00) |
| - | - | - | - | - |
| (1,677,623.44) | (1,672,229.15) | (1,666,834.86) | (1,661,440.57) | (1,656,046.28) |
| (941,812.74) | (938,896.91) | (935,981.08) | (933,065.25) | (930,149.42) |
| (216,891.36) | (215,374.64) | (213,857.92) | (212,341.20) | (210,824.48) |
| (119,477.70) | (119,136.33) | (118,794.96) | (118,453.59) | (118,112.22) |
| - | - | - | (325,084.82) | (324,179.29) |
| (467,845.00) | (465,092.00) | (462,339.00) | (459,586.00) | (456,833.00) |
| (246,109.06) | (246,109.06) | (246,109.06) | (246,109.06) | (246,109.06) |
| (316,936.32) | (315,905.32) | (314,874.32) | (313,843.32) | (312,812.32) |
| (161,423.59) | (161,423.59) | (161,423.59) | (161,423.59) | (161,423.59) |
| - | - | - | - | - |
| (16,676,187.95) | (16,676,187.95) | (16,676,187.95) | (16,676,187.95) | (16,676,187.95) |
| (7,395,319.00) | (7,395,319.00) | (7,395,319.00) | (7,395,319.00) | (7,395,319.00) |
| 316,936.32 | 315,905.32 | 314,874.32 | 313,843.32 | 312,812.32 |
| - | - | - | - | - |
| 161,423.59 | 161,423.59 | 161,423.59 | 161,423.59 | 161,423.59 |
| (36,441,149.07) | (36,695,194.62) | (36,781,809.20) | (36,823,642.15) | (37,189,716.85) |

| | | | | |
|-------------------------|-------------------------|-------------------------|-------------------------|-------------------------|
| (959,060.87) | (959,060.87) | (959,060.87) | (959,060.87) | (959,060.87) |
| (150,000.00) | (150,000.00) | (150,000.00) | (150,000.00) | (150,000.00) |
| (43,000.00) | (43,000.00) | (43,000.00) | (43,000.00) | (43,000.00) |
| (8,500.00) | (8,500.00) | (8,500.00) | (8,500.00) | (8,500.00) |
| (148,434.95) | (148,434.95) | (148,434.95) | (148,434.95) | (148,434.95) |
| (55,080.00) | (55,080.00) | (55,080.00) | (55,080.00) | (55,080.00) |
| (62,600.00) | (62,600.00) | (62,600.00) | (62,600.00) | (62,600.00) |
| (7,610.69) | (7,610.69) | (7,610.69) | (7,610.69) | (7,610.69) |
| (55,365.80) | (55,365.80) | (55,365.80) | (55,365.80) | (55,365.80) |
| (82,592.00) | (82,592.00) | (82,592.00) | (82,592.00) | (82,592.00) |
| (35,000.00) | (35,000.00) | (35,000.00) | (35,000.00) | (35,000.00) |
| (422,611.50) | (422,611.50) | (422,611.50) | (422,611.50) | (422,611.50) |
| (252,351.00) | (254,035.00) | (254,456.00) | (256,561.00) | (256,561.00) |
| (242,348.60) | (242,348.60) | (242,348.60) | (242,348.60) | (242,348.60) |
| (2,348,455.85) | (2,348,455.85) | (2,348,455.85) | (2,348,455.85) | (2,348,455.85) |
| (189,754.78) | (189,754.78) | (189,754.78) | (189,754.78) | (189,754.78) |
| (84,000.00) | (84,000.00) | (84,000.00) | (84,000.00) | (84,000.00) |
| (41,587,915.11) | (41,843,644.66) | (41,930,680.24) | (41,974,618.19) | (42,340,692.89) |
| 9,726,755.46 | 9,791,543.00 | 9,855,916.17 | 9,920,856.88 | 9,986,184.53 |
| (73,127,572.78) | (73,404,123.55) | (73,521,240.72) | (73,640,389.23) | (74,018,631.37) |
| (280,037,297.95) | (276,090,340.59) | (275,893,334.75) | (276,021,307.74) | (278,911,285.18) |
| - | - | - | - | - |

∴

| | 6 | 7 | 8 | 9 | 10 |
|--|---------------------|---------------------|---------------------|---------------------|---------------------|
| | Jun-19 | Jul-19 | Aug-19 | Sep-19 | Oct-19 |
| | 736,972.75 | 736,972.75 | 678,906.40 | 678,906.40 | 678,906.40 |
| | - | - | - | - | - |
| | - | - | - | - | - |
| | - | - | - | - | - |
| | - | - | - | - | - |
| | 200,261.63 | 200,261.63 | 200,261.63 | 200,261.63 | 200,261.63 |
| | - | - | - | - | - |
| | 552,513.16 | 552,513.16 | 552,513.16 | 552,513.16 | 552,513.16 |
| | 688,358.24 | 688,358.24 | 688,358.24 | 688,358.24 | 688,358.24 |
| | - | - | - | - | - |
| | - | - | - | - | - |
| | - | - | - | - | - |
| | 2,178,105.78 | 2,178,105.78 | 2,120,039.43 | 2,120,039.43 | 2,120,039.43 |
| | 4,862,274.05 | 4,862,274.05 | 4,862,274.05 | 4,862,274.05 | 4,862,274.05 |
| | - | - | - | - | - |
| | 404,000.00 | 404,000.00 | 404,000.00 | 404,000.00 | 404,000.00 |
| | - | - | - | - | - |
| | - | - | - | - | - |
| | - | - | - | - | - |
| | 3,226,810.01 | 3,226,810.01 | 3,226,810.01 | 3,226,810.01 | 3,226,810.01 |
| | - | - | - | - | - |
| | - | - | - | - | - |
| | 25,289.68 | 25,289.68 | 25,289.68 | 25,289.68 | 25,289.68 |
| | - | - | - | - | - |
| | - | - | - | - | - |
| | - | - | - | - | - |
| | 3,772.19 | 3,772.19 | 3,772.19 | 3,772.19 | 3,772.19 |
| | 2,919,046.21 | 2,919,046.21 | 2,895,601.58 | 2,895,601.58 | 2,895,601.58 |
| | 65,787.00 | 65,787.00 | 65,787.00 | 65,787.00 | 65,787.00 |
| | - | - | - | - | - |
| | - | - | - | - | - |
| | - | - | - | - | - |
| | 117,536.96 | 117,536.96 | 117,536.96 | 117,536.96 | 117,536.96 |
| | 7,449,164.44 | 7,449,164.44 | 7,449,164.44 | 7,449,164.44 | 7,449,164.44 |
| | 20,460.19 | 20,460.19 | 20,460.19 | 20,460.19 | 20,460.19 |
| | - | - | - | - | - |
| | 24,198,033.49 | 24,198,033.49 | 24,198,033.49 | 24,198,033.49 | 24,198,033.49 |
| | 515,588.07 | 515,588.07 | 515,588.07 | 515,588.07 | 515,588.07 |
| | 292,020.00 | 292,020.00 | 292,020.00 | 292,020.00 | 292,020.00 |
| | 4,991,892.31 | 4,991,892.31 | 4,991,892.31 | 4,991,892.31 | 4,991,892.31 |
| | - | - | - | - | - |
| | - | - | - | - | - |
| | - | - | - | - | - |
| | - | - | - | - | - |
| | - | - | - | - | - |
| | 22,242.78 | 22,242.78 | 22,242.78 | 22,242.78 | 22,242.78 |

| | | | | |
|----------------------|----------------------|----------------------|----------------------|----------------------|
| 1,182,574.55 | 1,182,574.55 | 1,182,574.55 | 1,182,574.55 | 1,182,574.55 |
| 235,118.69 | 235,118.69 | 235,118.69 | 225,896.63 | 230,965.83 |
| - | - | - | - | - |
| - | - | - | - | - |
| 1,543.33 | 1,543.33 | 1,543.33 | 1,543.33 | 1,543.33 |
| 3,745,598.21 | 3,745,598.21 | 3,745,598.21 | 3,759,467.57 | 3,759,467.57 |
| 54,278,752.16 | 54,278,752.16 | 54,255,307.53 | 54,259,954.83 | 54,265,024.03 |
| 1,275,581.70 | 1,275,581.70 | 1,275,581.70 | 1,275,581.70 | 1,275,581.70 |
| 5,532,336.01 | 5,532,336.01 | 5,532,336.01 | 5,534,295.85 | 5,534,241.85 |
| - | - | - | - | - |
| - | - | - | - | - |
| - | - | - | - | - |
| - | - | - | - | - |
| - | - | - | - | - |
| 555,087.96 | 583,304.13 | 599,299.13 | 595,862.13 | 595,862.13 |
| 6,047.12 | 6,047.12 | 6,047.12 | 6,047.12 | 6,047.12 |
| 5,717.54 | 5,717.54 | 5,717.54 | 5,717.54 | 5,717.54 |
| - | - | - | - | - |
| - | - | - | - | - |
| 22,585.66 | 22,585.66 | 22,585.66 | 22,585.66 | 22,585.66 |
| 39,023.59 | 39,023.59 | 39,023.59 | 39,023.59 | 39,023.59 |
| 248,484.33 | 248,484.33 | 248,484.33 | 248,484.33 | 248,484.33 |
| 55,714.45 | 55,714.45 | 55,714.45 | 55,714.45 | 55,714.45 |
| - | - | - | - | - |
| - | - | - | - | - |
| - | - | - | - | - |
| 743,831.88 | 743,831.88 | 747,835.98 | 746,174.21 | 746,174.21 |
| - | - | - | - | - |
| - | - | - | - | - |
| - | - | - | - | - |
| - | - | - | - | - |
| - | - | - | - | - |
| 78,163.51 | 78,163.51 | 78,163.51 | 78,163.51 | 78,163.51 |
| 13,500.00 | 13,500.00 | 13,500.00 | 13,500.00 | 13,500.00 |
| - | - | - | - | - |
| 15,938,909.89 | 15,938,909.89 | 15,938,909.89 | 15,938,909.89 | 15,938,909.89 |
| - | - | - | - | - |
| 1,282,498.80 | 1,282,498.80 | 1,777,830.00 | 1,323,698.00 | 1,571,363.60 |
| - | - | - | - | - |
| 25,797,482.44 | 25,825,698.61 | 26,341,028.91 | 25,883,757.98 | 26,131,369.58 |
| (384,880.18) | (384,880.18) | (384,880.18) | (384,880.18) | (384,880.18) |
| (460,025.00) | (460,025.00) | (460,025.00) | (460,025.00) | (460,025.00) |
| 349,778.86 | 351,181.37 | 352,583.88 | 353,986.40 | 355,388.92 |
| 217,000.19 | 217,849.81 | 218,699.43 | 219,549.05 | 220,398.67 |
| - | - | - | - | - |
| - | - | - | - | - |
| - | - | - | - | - |
| - | - | - | - | - |
| 8,459,084.08 | 8,459,084.08 | 8,459,084.08 | 8,459,084.08 | 8,459,084.08 |
| 322,272.32 | 322,272.32 | 322,272.32 | 322,272.32 | 322,272.32 |
| 360,604.84 | 360,604.84 | 360,604.84 | 360,604.84 | 360,604.84 |
| 4,940,031.03 | 4,951,773.78 | 4,969,236.37 | 5,346,258.52 | 5,430,239.32 |
| 239,018.36 | 239,018.36 | 239,018.36 | 239,018.36 | 239,018.36 |

| | | | | |
|---------------|---------------|---------------|---------------|---------------|
| 13,079,919.08 | 13,079,919.08 | 13,079,919.08 | 13,079,919.08 | 13,079,919.08 |
| 1,440,589.96 | 1,440,589.96 | 1,440,589.96 | 1,440,589.96 | 1,440,589.96 |
| 531,932.04 | 531,932.04 | 531,932.04 | 531,932.04 | 531,932.04 |
| 235,507.36 | 235,507.36 | 235,507.36 | 235,507.36 | 235,507.36 |
| - | - | - | - | - |
| 39,472,083.22 | 39,502,756.34 | 39,515,345.52 | 40,261,921.53 | 41,204,040.66 |
| 122,253.28 | 122,253.28 | 122,253.28 | 122,253.28 | 122,253.28 |
| - | - | - | - | - |
| - | - | - | - | - |
| - | - | - | - | - |
| - | - | - | - | - |
| 2,201,955.14 | 2,210,775.14 | 2,210,775.14 | 2,376,375.14 | 2,465,790.14 |
| 41,124.32 | 41,124.32 | 41,124.32 | 41,124.32 | 41,124.32 |
| 14,534.48 | 14,534.48 | 14,534.48 | 15,744.18 | 15,744.18 |
| 64,058.55 | 64,058.55 | 64,058.55 | 64,058.55 | 64,058.55 |
| 42,477.91 | 42,477.91 | 42,477.91 | 42,477.91 | 42,477.91 |
| - | - | - | - | - |
| - | - | - | - | - |
| 24,588,284.29 | 24,897,072.32 | 24,897,072.32 | 24,897,072.32 | 24,947,776.95 |
| - | - | - | - | - |
| - | - | - | - | - |
| - | - | - | - | - |
| - | - | - | - | - |
| 1,483,775.92 | 1,483,775.92 | 1,483,775.92 | 1,482,092.25 | 1,482,092.25 |
| 4,642,083.60 | 4,651,753.20 | 4,666,098.83 | 4,662,085.82 | 4,677,985.82 |
| - | - | - | - | - |
| - | - | - | - | - |
| - | - | - | - | - |
| - | - | - | - | - |
| - | - | - | - | - |
| - | - | - | - | - |
| 3,238,322.42 | 3,337,641.61 | 3,350,218.57 | 3,430,307.07 | 3,498,435.38 |
| 6,490,350.31 | 6,799,458.19 | 6,875,166.27 | 6,940,211.61 | 6,972,165.57 |
| 1,780,846.48 | 1,784,471.50 | 1,792,929.88 | 1,800,495.43 | 1,805,328.79 |
| 4,423,003.55 | 4,431,834.64 | 4,442,976.82 | 4,426,349.64 | 4,428,946.64 |
| - | - | - | - | - |
| 2,415,116.12 | 2,419,019.64 | 2,423,806.58 | 2,421,741.42 | 2,423,684.37 |
| - | - | - | - | - |
| - | - | - | - | - |
| - | - | - | - | - |
| - | - | - | - | - |
| - | - | - | - | - |
| - | - | - | - | - |
| - | - | - | - | - |
| - | - | - | - | - |
| - | - | - | - | - |
| - | - | - | - | - |
| - | - | - | - | - |
| - | - | - | - | - |
| - | - | - | - | - |
| - | - | - | - | - |
| - | - | - | - | - |
| - | - | - | - | - |
| - | - | - | - | - |
| - | - | - | - | - |
| - | - | - | - | - |
| - | - | - | - | - |
| 2,565.20 | 2,565.20 | 2,565.20 | 2,565.20 | 2,565.20 |
| 2,916,401.75 | 2,922,580.83 | 2,929,609.42 | 2,980,444.01 | 3,008,867.10 |
| - | - | - | - | - |
| - | - | - | - | - |

| | | | | |
|------------------------|------------------------|------------------------|------------------------|------------------------|
| 100,205.95 | 100,205.95 | 100,205.95 | 100,205.95 | 100,205.95 |
| 1,719,729.05 | 1,727,697.71 | 1,727,697.71 | 1,727,697.71 | 1,727,697.71 |
| 900.00 | 900.00 | 900.00 | 900.00 | 900.00 |
| - | - | - | - | - |
| - | - | - | - | - |
| - | - | - | - | - |
| 30,352.30 | 30,352.30 | 30,352.30 | 30,352.30 | 30,352.30 |
| 565.00 | 565.00 | 565.00 | 565.00 | 565.00 |
| 97,067.72 | 97,067.72 | 97,067.72 | 97,067.72 | 97,067.72 |
| 291,816.23 | 291,816.23 | 291,816.23 | 291,816.23 | 291,816.23 |
| - | - | - | - | - |
| - | - | - | - | - |
| - | - | - | - | - |
| - | - | - | - | - |
| 125,510,705.73 | 126,321,585.80 | 126,487,936.46 | 127,959,741.42 | 129,281,991.79 |
| 529,244.77 | 529,506.83 | 529,506.83 | 529,506.83 | 529,506.83 |
| 3,765,031.92 | 3,765,031.92 | 3,765,031.92 | 3,765,031.92 | 3,612,363.02 |
| 732,820.82 | 735,824.82 | 735,824.82 | 735,994.82 | 735,994.82 |
| - | - | - | - | - |
| 202,644.28 | 204,079.58 | 204,079.58 | 182,670.47 | 182,670.47 |
| 465,933.08 | 465,933.08 | 465,933.08 | 465,933.08 | 376,133.08 |
| 1,050,076.14 | 1,050,076.14 | 1,050,076.14 | 1,050,076.14 | 1,050,076.14 |
| - | - | - | - | - |
| - | - | - | - | - |
| - | - | - | - | - |
| - | - | - | - | - |
| 8,329,531.31 | 8,329,531.31 | 8,345,061.04 | 8,366,051.04 | 8,366,051.04 |
| 728,115.44 | 728,115.44 | 728,115.44 | 728,115.44 | 728,115.44 |
| - | - | - | - | - |
| 15,803,397.76 | 15,808,099.12 | 15,823,628.85 | 15,823,379.74 | 15,580,910.84 |
| 28,856.17 | 28,856.17 | 28,856.17 | 28,856.17 | 28,856.17 |
| 229,132.31 | 229,132.31 | 229,132.31 | 229,132.31 | 229,132.31 |
| 257,988.48 | 257,988.48 | 257,988.48 | 257,988.48 | 257,988.48 |
| 223,826,432.35 | 224,670,229.95 | 225,285,929.66 | 226,304,861.88 | 227,637,324.15 |
| (75,802,594.59) | (76,299,176.50) | (76,829,768.39) | (76,879,824.59) | (77,139,500.80) |
| 5,566,284.59 | 5,584,680.72 | 5,591,100.17 | 5,789,493.75 | 5,928,990.15 |
| 6,196,205.22 | 6,193,323.32 | 6,193,323.32 | 6,288,331.24 | 6,262,048.80 |
| 3,531,600.00 | 3,531,600.00 | 3,531,600.00 | 3,531,600.00 | 3,531,600.00 |
| (60,508,504.78) | (60,989,572.46) | (61,513,744.90) | (61,270,399.60) | (61,416,861.85) |
| 163,317,927.57 | 163,680,657.49 | 163,772,184.76 | 165,034,462.28 | 166,220,462.30 |
| (6,803.78) | (2,951.38) | (9,988.94) | (113,411.11) | (12,892.62) |
| 1,218,170.52 | 1,796,473.83 | 1,295,569.61 | 1,698,474.63 | 1,344,834.72 |
| - | - | - | - | - |
| 1,022,534.66 | 1,718,456.20 | 2,386,058.40 | 4,268,591.64 | 5,786,681.21 |
| 2,233,901.40 | 3,511,978.65 | 3,671,639.07 | 5,853,655.16 | 7,118,623.31 |
| 165,551,828.97 | 167,192,636.14 | 167,443,823.83 | 170,888,117.44 | 173,339,085.61 |

| | | | | |
|---------------------|---------------------|---------------------|---------------------|---------------------|
| 2,000.00 | 2,000.00 | 2,000.00 | 2,000.00 | 2,000.00 |
| 2,000.00 | 2,000.00 | 2,000.00 | 2,000.00 | 2,000.00 |
| 2,000.00 | 2,000.00 | 2,000.00 | 2,000.00 | 2,000.00 |
| - | - | - | - | - |
| - | - | - | - | - |
| - | - | - | - | - |
| - | - | - | - | - |
| - | - | - | - | - |
| 270,208.24 | 468,580.84 | 694,862.95 | 816,885.02 | 891,163.58 |
| - | - | - | - | - |
| - | - | - | - | - |
| - | - | - | - | - |
| - | - | - | - | - |
| 26,409.34 | 218,621.99 | 443,224.90 | 576,904.87 | 669,941.97 |
| - | - | - | - | - |
| 11,324.41 | 18,977.88 | 265,681.93 | 608,164.76 | 1,947,184.79 |
| 1,322,321.69 | 1,802,775.67 | 2,179,629.05 | 2,660,083.38 | 3,015,996.64 |
| - | - | - | - | - |
| 46,174.32 | 46,174.32 | 46,174.32 | 46,174.32 | 46,174.32 |
| - | - | - | - | - |
| 269,720.17 | 518,407.51 | 592,708.18 | 624,970.25 | 686,110.35 |
| - | - | - | - | - |
| - | - | - | - | - |
| - | - | - | - | - |
| - | - | - | - | - |
| - | - | - | - | - |
| 1,952,158.17 | 3,079,538.21 | 4,228,281.33 | 5,339,182.60 | 7,262,571.65 |
| - | - | - | - | - |
| 2,264,497.79 | 1,933,628.87 | 2,999,655.10 | 2,331,020.34 | 1,898,449.52 |
| - | - | - | - | - |
| 16,635.10 | 16,940.50 | 16,561.50 | 10,840.10 | 10,659.82 |
| 748,725.77 | 276,287.61 | 246,500.15 | 199,280.15 | 344,929.06 |
| - | - | - | - | - |
| 8,748.18 | 11,325.68 | 15,755.16 | 15,636.96 | 13,185.04 |
| (25,000.00) | (25,000.00) | (25,000.00) | (25,000.00) | (25,000.00) |
| (6,818.12) | (6,818.12) | (6,710.93) | (7,703.12) | (7,703.12) |
| 3,006,788.72 | 2,206,364.54 | 3,246,760.98 | 2,524,074.43 | 2,234,520.32 |
| - | - | - | - | - |
| 1,925,013.00 | 2,549,688.00 | 2,435,314.00 | 2,476,474.00 | 2,516,949.00 |
| 20,758.59 | 20,758.59 | 20,758.59 | 20,758.59 | 20,758.59 |
| - | - | - | - | - |
| 1,945,771.59 | 2,570,446.59 | 2,456,072.59 | 2,497,232.59 | 2,537,707.59 |
| - | - | - | - | - |
| 351,199.54 | 345,906.60 | 357,734.45 | 352,835.79 | 354,992.37 |
| 94,135.64 | 96,376.91 | 96,230.99 | 97,334.37 | 89,930.03 |
| 1,384.72 | 1,384.72 | 1,360.38 | 1,360.38 | 1,360.38 |
| - | - | - | - | - |
| 115,136.33 | 94,558.79 | 120,826.61 | 102,799.42 | 96,600.32 |
| 3,178.51 | 3,278.56 | 3,157.77 | 3,187.40 | 3,028.37 |
| 20,553.11 | 20,553.11 | 20,553.11 | 20,553.11 | 20,553.11 |
| - | - | - | - | - |

| | | | | |
|----------------------|----------------------|----------------------|----------------------|----------------------|
| - | - | - | - | - |
| - | - | - | - | - |
| 6,851.78 | 3,776.52 | 1,018.78 | 4,976.07 | 2,500.58 |
| - | - | - | - | - |
| - | - | - | - | - |
| - | - | - | - | - |
| 592,439.63 | 565,835.21 | 600,882.09 | 583,046.54 | 568,965.16 |
| 121,880.47 | 128,506.03 | 135,131.56 | 141,757.05 | 96,645.12 |
| - | - | - | - | - |
| 277,565.24 | 345,280.97 | 314,342.57 | 322,461.35 | 345,990.08 |
| - | - | - | - | - |
| 814,717.23 | 543,171.16 | 271,625.09 | - | - |
| - | - | - | - | - |
| - | - | - | - | - |
| 27,381.62 | 27,790.31 | 27,790.31 | 27,790.31 | 27,790.31 |
| 41,243.26 | 43,895.96 | 46,416.47 | 38,288.83 | 40,522.46 |
| 262,622.31 | 251,242.49 | 260,009.24 | 248,554.71 | 271,423.61 |
| - | - | - | - | - |
| - | - | - | - | - |
| (17,810.25) | (19,548.71) | (19,548.71) | (20,532.34) | (24,446.81) |
| 1,527,599.88 | 1,320,338.21 | 1,035,766.53 | 758,319.91 | 757,924.77 |
| 20,376,960.70 | 21,470,666.42 | 20,361,152.58 | 22,284,718.58 | 23,668,404.54 |
| 1,320.09 | 1,366.19 | 1,476.49 | 1,586.05 | 1,468.59 |
| 1,365,296.01 | 1,566,190.56 | 1,756,565.27 | 1,992,155.92 | 2,183,595.30 |
| 168,609.48 | 199,694.20 | 226,148.02 | 249,157.47 | 275,415.72 |
| 12,954.74 | 12,954.74 | 12,954.74 | 12,954.74 | 12,954.74 |
| 2,426,112.35 | 1,649,554.52 | 2,049,872.91 | 969,289.97 | 1,111,053.26 |
| 24,351,253.37 | 24,900,426.63 | 24,408,170.01 | 25,509,862.73 | 27,252,892.15 |
| 33,376,011.36 | 34,642,949.39 | 35,975,933.53 | 37,211,718.80 | 40,614,581.64 |
| - | - | - | - | - |
| - | - | - | - | - |
| - | - | - | - | - |
| - | - | - | - | - |
| 65,681,162.05 | 65,524,627.34 | 65,368,093.43 | 65,211,558.72 | 65,055,024.80 |
| - | - | - | - | - |
| - | - | - | - | - |
| - | - | - | - | - |
| - | - | - | - | - |
| - | - | - | - | - |
| - | - | - | - | - |
| - | - | - | - | - |
| - | - | - | - | - |
| 25,092.85 | 24,707.04 | 24,321.23 | 23,935.42 | 23,549.61 |
| - | - | - | - | - |
| - | - | - | - | - |
| - | - | - | - | - |
| - | - | - | - | - |

| | | | | |
|------------|------------|------------|------------|------------|
| - | - | - | - | - |
| - | - | - | - | - |
| 2,017.49 | 1,894.46 | 1,771.44 | 1,648.43 | 1,525.41 |
| 10,618.96 | 10,481.12 | 10,343.28 | 10,205.44 | 10,067.60 |
| 5,825.69 | 5,749.00 | 5,672.31 | 5,595.62 | 5,518.93 |
| - | - | - | - | - |
| - | - | - | - | - |
| - | - | - | - | - |
| - | - | - | - | - |
| - | - | - | - | - |
| - | - | - | - | - |
| 0.32 | 0.32 | 0.32 | 0.32 | 0.32 |
| 10,533.23 | 10,533.23 | 10,533.23 | 10,533.23 | 10,533.23 |
| 33,052.49 | 52,757.50 | 71,149.77 | 84,635.59 | 88,290.91 |
| 759,047.98 | 759,047.98 | 759,047.98 | 757,502.98 | 757,502.98 |
| - | - | - | - | - |
| - | - | - | - | - |
| - | - | - | - | - |
| - | - | - | - | - |
| - | - | - | - | - |
| - | - | - | - | - |
| 11,243.89 | 11,158.08 | 11,072.28 | 10,986.47 | 10,900.67 |
| - | - | - | - | - |
| - | - | - | - | - |
| - | - | - | - | - |
| 7,394.02 | 7,058.47 | 6,722.92 | 6,387.37 | 6,051.81 |
| - | - | - | - | - |
| 9,517.38 | 9,189.92 | 8,862.46 | 8,534.99 | 8,207.52 |
| - | - | - | - | - |
| - | - | - | - | - |
| - | - | - | - | - |
| 9,000.13 | 8,820.25 | 8,640.38 | 8,460.48 | 8,280.60 |
| 11,335.90 | 11,109.12 | 10,882.35 | 10,655.57 | 10,428.80 |
| - | - | - | - | - |
| - | - | - | - | - |
| 12,188.44 | 11,768.74 | 11,349.03 | 10,929.33 | 10,509.62 |
| 5,269.88 | 9,329.15 | 9,248.42 | 9,167.69 | 9,086.96 |
| 55,241.90 | 54,773.75 | 55,293.01 | 54,816.27 | 36,993.04 |
| - | - | - | - | - |
| - | - | - | - | - |
| 8,116.50 | 7,923.25 | 7,730.00 | 7,536.75 | 7,343.50 |
| 16,603.77 | 16,461.86 | 16,319.95 | 16,178.04 | 16,036.13 |
| - | - | - | - | - |
| 2,769.60 | 2,220.09 | 1,670.55 | 1,121.04 | 571.50 |
| 82.29 | 18.19 | 9.10 | - | - |
| 14,015.32 | 13,673.81 | 13,332.31 | 12,990.80 | 12,649.30 |
| 7,172.05 | 7,031.46 | 6,890.87 | 6,750.24 | 6,609.63 |
| - | - | - | - | - |
| 28,279.78 | 27,607.99 | 26,936.23 | 26,264.44 | 25,592.68 |
| 16,787.84 | 16,476.96 | 16,166.08 | 15,855.18 | 15,544.32 |
| 10,947.98 | 10,802.01 | 10,656.04 | 10,510.07 | 10,364.10 |
| - | - | - | - | - |
| 79,937.20 | 78,456.89 | 76,976.58 | 75,496.21 | 74,015.96 |
| - | - | - | - | - |

| | | | | |
|-------------------------|-------------------------|-------------------------|-------------------------|-------------------------|
| - | - | - | - | - |
| - | - | - | - | - |
| - | - | - | - | - |
| - | - | - | - | - |
| - | - | - | - | - |
| - | - | - | - | - |
| - | - | - | - | - |
| - | - | - | - | - |
| 48,653.04 | 48,022.89 | 47,392.74 | 46,762.59 | 46,132.44 |
| - | - | - | - | - |
| - | - | - | - | - |
| 380,522.36 | 376,609.53 | 372,696.68 | 368,783.83 | 364,870.99 |
| - | - | - | - | - |
| - | - | - | - | - |
| - | - | - | - | - |
| - | - | - | - | - |
| 7,490,468.98 | 7,466,837.81 | 7,443,206.64 | 7,419,575.47 | 7,395,944.30 |
| 557,481.48 | 556,297.06 | 555,112.64 | 553,928.22 | 552,743.80 |
| - | - | - | - | - |
| - | - | - | - | - |
| 75,310,380.79 | 75,141,445.27 | 74,968,100.25 | 74,787,306.80 | 74,580,891.46 |
| - | - | - | - | - |
| - | - | - | - | - |
| 2,954.08 | 2,954.08 | 2,954.08 | 2,954.08 | 2,954.08 |
| - | - | - | - | - |
| - | - | - | - | - |
| - | - | - | - | - |
| 4,233,496.85 | 4,225,237.18 | 4,201,922.25 | 4,178,732.68 | 4,155,543.11 |
| - | - | - | - | - |
| 79,546,831.72 | 79,369,636.53 | 79,172,976.58 | 78,968,993.56 | 78,739,388.65 |
| 278,474,672.05 | 281,205,222.06 | 282,592,733.94 | 287,068,829.80 | 292,693,055.90 |
| - | - | - | - | - |
| (30,000.00) | (30,000.00) | (30,000.00) | (30,000.00) | (30,000.00) |
| (106,951,794.71) | (106,951,794.71) | (106,951,794.71) | (106,951,794.71) | (106,951,794.71) |
| - | - | - | - | - |
| - | - | - | - | - |
| - | - | - | - | - |
| 802,377.17 | 270,629.35 | (472,007.25) | (823,773.88) | (987,052.66) |
| (106,179,417.54) | (106,711,165.36) | (107,453,801.96) | (107,805,568.59) | (107,968,847.37) |

| | | | | |
|------------------------|------------------------|------------------------|------------------------|------------------------|
| - | - | - | - | - |
| (38,936.77) | (37,082.60) | (35,228.43) | (33,374.26) | (31,520.09) |
| - | - | - | - | - |
| (1,690,259.19) | (1,677,334.35) | (1,664,371.94) | (1,651,371.85) | (1,638,333.98) |
| (173,367.08) | (172,532.08) | (171,690.08) | (170,841.08) | (169,985.08) |
| (528,120.52) | (525,971.52) | (523,802.52) | (521,614.52) | (519,407.52) |
| (118,832.00) | (118,309.00) | (117,782.00) | (117,250.00) | (116,714.00) |
| (40,130.00) | (39,971.00) | (39,810.00) | (39,648.00) | (39,485.00) |
| (560,201.19) | (556,927.19) | (553,645.19) | (550,355.19) | (547,057.19) |
| (2,400,000.00) | (2,400,000.00) | (2,400,000.00) | (2,400,000.00) | (2,400,000.00) |
| - | - | - | - | - |
| - | - | - | - | - |
| - | - | - | - | - |
| - | - | - | - | - |
| - | - | - | - | - |
| - | - | - | - | - |
| - | - | - | - | - |
| (1,839,824.42) | (1,831,997.39) | (1,824,154.29) | (1,816,295.09) | (1,808,419.75) |
| (36,695,000.00) | (36,695,000.00) | (36,695,000.00) | (36,695,000.00) | (36,695,000.00) |
| (4,830,000.00) | (4,830,000.00) | (4,830,000.00) | (4,830,000.00) | (4,830,000.00) |
| (277,031.12) | (275,867.66) | (274,701.66) | (273,533.12) | (272,362.03) |
| (2,821,895.69) | (2,810,745.69) | (2,799,577.69) | (2,788,391.69) | (2,777,187.69) |
| (18,330,000.00) | (18,330,000.00) | (18,330,000.00) | (18,330,000.00) | (18,330,000.00) |
| (1,625,000.00) | (1,625,000.00) | (1,625,000.00) | (1,625,000.00) | (1,625,000.00) |
| (1,079,062.41) | (1,077,332.27) | (1,075,594.90) | (1,073,850.28) | (1,072,098.39) |
| (4,460,000.00) | (4,460,000.00) | (4,460,000.00) | (4,460,000.00) | (4,460,000.00) |
| (900,000.00) | (900,000.00) | (900,000.00) | (900,000.00) | (900,000.00) |
| (8,080,000.00) | (8,080,000.00) | (8,080,000.00) | (8,080,000.00) | (8,080,000.00) |
| - | - | - | - | - |
| - | - | - | (274,680.91) | (1,198,479.52) |
| (805,884.87) | (805,884.87) | (1,580,860.46) | (2,257,653.95) | (3,233,659.27) |
| (121,443.51) | (120,502.09) | (119,560.67) | (118,619.25) | (117,677.82) |
| (388,911.68) | (386,192.01) | (383,472.34) | (380,752.67) | (378,033.00) |
| (85,982.76) | (85,355.14) | (84,727.52) | (84,099.90) | (83,472.28) |
| (29,728.12) | (29,523.10) | (29,318.08) | (29,113.06) | (28,908.04) |
| (260,501.50) | (259,721.56) | (258,941.62) | (258,161.68) | (257,381.74) |
| - | - | - | - | - |
| (88,180,112.83) | (88,131,249.52) | (88,857,239.39) | (89,759,606.50) | (91,610,182.39) |
| - | - | - | - | - |
| (1,144,384.28) | (2,449,184.88) | (2,573,110.97) | (3,309,142.19) | (4,804,200.35) |
| - | - | - | - | - |
| (22,250.04) | (22,250.04) | (22,250.04) | (22,250.04) | (22,250.04) |
| (152,207.08) | (152,649.50) | (153,093.20) | (153,538.20) | (153,984.48) |
| (9,467.00) | (9,551.00) | (9,635.00) | (9,719.00) | (9,803.00) |
| (24,303.00) | (24,531.00) | (24,760.00) | (24,989.00) | (25,218.00) |
| (5,925.00) | (5,979.00) | (6,032.00) | (6,086.00) | (6,139.00) |
| (1,797.00) | (1,814.00) | (1,832.00) | (1,849.00) | (1,866.00) |
| (38,664.00) | (38,760.00) | (38,856.00) | (38,952.00) | (39,048.00) |
| (400,000.00) | (400,000.00) | (400,000.00) | (400,000.00) | (400,000.00) |
| - | - | - | - | - |
| (92,682.68) | (92,873.00) | (93,063.70) | (93,254.78) | (93,446.26) |
| (1,135,000.00) | (1,135,000.00) | (1,135,000.00) | (1,135,000.00) | (1,135,000.00) |
| (100,000.00) | (100,000.00) | (100,000.00) | (100,000.00) | (100,000.00) |

| | | | | |
|-----------------------|-----------------------|-----------------------|-----------------------|------------------------|
| (13,765.72) | (13,795.73) | (13,825.80) | (13,855.94) | (13,886.15) |
| (132,386.00) | (132,602.00) | (132,819.00) | (133,036.00) | (133,253.00) |
| (595,000.00) | (595,000.00) | (595,000.00) | (595,000.00) | (595,000.00) |
| (110,000.00) | (110,000.00) | (110,000.00) | (110,000.00) | (110,000.00) |
| (20,201.65) | (20,287.53) | (20,373.55) | (20,459.72) | (20,546.05) |
| - | - | - | - | - |
| (90,000.00) | (90,000.00) | (90,000.00) | (90,000.00) | (90,000.00) |
| - | - | - | - | - |
| (170,000.00) | (170,000.00) | (170,000.00) | (170,000.00) | (170,000.00) |
| (11,297.07) | (11,297.07) | (11,297.07) | (11,297.07) | (11,297.07) |
| (32,636.04) | (32,636.04) | (32,636.04) | (32,636.04) | (32,636.04) |
| (7,531.44) | (7,531.44) | (7,531.44) | (7,531.44) | (7,531.44) |
| (2,460.24) | (2,460.24) | (2,460.24) | (2,460.24) | (2,460.24) |
| (9,359.28) | (9,359.28) | (9,359.28) | (9,359.28) | (9,359.28) |
| (4,321,317.52) | (5,627,561.75) | (5,752,935.33) | (6,490,415.94) | (7,986,924.40) |
| - | - | - | - | - |
| (978,775.73) | (1,174,651.63) | (462,678.33) | (556,041.04) | (2,554,564.88) |
| (5,338.14) | (3,778.56) | (846.42) | (10,660.53) | (5,357.01) |
| (528,743.44) | (44,403.65) | (172,057.84) | (12,555.48) | (265,449.68) |
| - | - | - | - | - |
| - | - | - | - | - |
| - | - | - | - | - |
| - | - | - | - | - |
| - | - | - | - | - |
| - | (82,607.67) | (165,215.34) | - | (352,425.44) |
| (2,036.79) | (3,524.04) | (2,036.79) | (2,036.79) | (2,036.79) |
| - | - | - | - | - |
| (2,817.20) | (2,817.20) | (2,817.20) | (2,817.20) | (2,817.20) |
| (217,177.06) | (527,942.74) | (737,768.99) | (744,627.69) | (1,059,959.76) |
| - | - | - | - | - |
| (8,846.63) | (7,923.26) | (12,002.72) | (13,680.63) | (14,231.23) |
| (4,608.43) | (5,627.83) | (1.97) | (1.97) | (1.97) |
| (15,822.44) | (15,162.88) | (633.72) | (633.72) | (14,586.43) |
| (5,258.57) | (5,416.30) | (2,171.84) | (2,171.84) | (5,641.90) |
| (370.00) | (530.00) | - | - | - |
| 365.69 | 173.38 | 365.69 | 365.69 | 365.69 |
| (1,276.70) | (1,762.83) | (1,535.06) | (1,306.41) | (1,752.70) |
| 16.59 | (128.64) | 16.59 | 16.59 | 16.59 |
| 1.75 | (621.20) | (334.83) | (48.12) | (599.20) |
| (3.83) | (77.10) | (41.00) | (9.34) | (72.61) |
| (824.88) | (915.46) | (841.07) | (785.76) | (943.10) |
| (2,857,743.31) | (3,456,707.65) | (3,559,689.59) | (5,963,634.01) | (5,203,853.30) |
| (458,063.15) | (523,478.86) | (436,941.60) | (757,762.55) | (922,925.52) |
| (202,107.45) | (109,445.20) | (178,426.46) | (214,678.01) | (144,551.11) |
| (14,970.07) | (8,300.97) | (12,670.16) | (15,663.21) | (10,950.16) |
| (192,381.90) | (143,804.70) | (115,058.84) | (126,280.76) | (137,253.48) |
| (5,496,781.69) | (6,119,454.99) | (5,863,387.49) | (8,425,012.78) | (10,699,591.19) |
| - | - | - | - | - |
| - | - | - | - | - |
| - | - | - | - | - |
| - | - | - | - | - |
| - | - | - | - | - |

| | | | | |
|------------------------|------------------------|------------------------|------------------------|------------------------|
| (50,742.85) | (41,245.07) | (38,194.58) | (37,827.90) | (34,604.70) |
| (2,800.00) | (3,000.00) | (3,000.00) | (2,200.00) | (2,200.00) |
| (0.04) | (0.04) | (0.04) | (0.04) | (0.04) |
| (3,183.00) | (3,183.00) | (3,183.00) | (4,244.00) | (6,430.00) |
| (306.00) | (612.00) | (408.00) | (1,020.00) | (1,224.00) |
| - | - | - | - | - |
| (341.00) | (341.00) | (341.00) | (501.00) | (501.00) |
| (30,503.00) | (7,678.00) | (7,348.00) | (8,810.00) | (19,656.00) |
| (5,574.78) | (5,574.78) | (5,574.78) | - | - |
| (40,000.00) | - | (4,004.00) | (2,002.00) | - |
| (21,033.55) | (21,033.55) | (21,033.55) | (21,033.55) | (21,033.55) |
| (154,484.22) | (82,667.44) | (83,086.95) | (77,638.49) | (85,649.29) |
| (9,972,583.43) | (11,829,684.18) | (11,699,409.77) | (14,993,067.21) | (18,772,164.88) |
| - | - | - | - | - |
| (3,827,620.54) | (3,843,068.13) | (3,858,515.72) | (3,873,963.31) | (3,889,410.90) |
| 398,373.67 | 398,373.67 | 398,373.67 | 398,373.67 | 398,373.67 |
| 135,938.76 | 135,938.76 | 135,938.76 | 135,938.76 | 135,938.76 |
| (3,293,308.11) | (3,308,755.70) | (3,324,203.29) | (3,339,650.88) | (3,355,098.47) |
| (417,933.68) | (410,857.48) | (403,781.28) | (401,337.08) | (394,260.88) |
| - | - | - | - | - |
| - | - | - | - | - |
| (35,432.63) | (33,412.35) | (31,392.07) | (29,371.79) | (27,351.51) |
| - | - | - | - | - |
| - | - | - | - | - |
| (453,366.31) | (444,269.83) | (435,173.35) | (430,708.87) | (421,612.39) |
| (10,025,887.00) | (9,864,076.00) | (9,950,865.00) | (9,885,154.00) | (9,707,943.00) |
| - | - | - | - | - |
| - | - | - | - | - |
| (1,650,651.99) | (1,645,257.70) | (1,639,863.41) | (1,634,469.12) | (1,629,074.83) |
| (927,233.59) | (924,317.76) | (921,401.93) | (918,486.10) | (915,570.27) |
| (209,307.76) | (207,791.04) | (206,274.32) | (204,757.60) | (203,240.88) |
| (117,770.85) | (117,429.48) | (117,088.11) | (116,746.74) | (116,405.37) |
| (323,273.76) | (322,368.23) | (321,462.70) | (320,557.17) | (319,651.64) |
| (454,080.00) | (451,327.00) | (448,574.00) | (445,821.00) | (443,068.00) |
| (246,109.06) | (246,109.06) | (246,109.06) | (246,109.06) | (246,109.06) |
| (311,781.32) | (310,750.32) | (309,719.32) | (308,688.32) | (307,657.32) |
| (161,423.59) | (161,423.59) | (161,423.59) | (161,423.59) | (161,423.59) |
| - | - | - | - | - |
| (16,676,187.95) | (16,676,187.95) | (16,676,187.95) | (16,676,187.95) | (16,676,187.95) |
| (7,395,319.00) | (7,395,319.00) | (7,395,319.00) | (7,395,319.00) | (7,395,319.00) |
| 311,781.32 | 310,750.32 | 309,719.32 | 308,688.32 | 307,657.32 |
| - | - | - | - | - |
| 161,423.59 | 161,423.59 | 161,423.59 | 161,423.59 | 161,423.59 |
| (37,270,735.86) | (37,896,600.43) | (37,972,308.51) | (38,038,091.26) | (38,120,749.85) |

| | | | | |
|-------------------------|-------------------------|-------------------------|-------------------------|-------------------------|
| (959,060.87) | (959,060.87) | (959,060.87) | (959,060.87) | (959,060.87) |
| (150,000.00) | (150,000.00) | (150,000.00) | (150,000.00) | (150,000.00) |
| (43,000.00) | (43,000.00) | (43,000.00) | (43,000.00) | (43,000.00) |
| (8,500.00) | (8,500.00) | (8,500.00) | (8,500.00) | (8,500.00) |
| (148,434.95) | (148,434.95) | (148,434.95) | (148,434.95) | (148,434.95) |
| (55,080.00) | (55,080.00) | (55,080.00) | (55,080.00) | (55,080.00) |
| (62,600.00) | (62,600.00) | (62,600.00) | (62,600.00) | (62,600.00) |
| (7,610.69) | (7,610.69) | (7,610.69) | (7,610.69) | (7,610.69) |
| (55,365.80) | (55,365.80) | (55,365.80) | (55,365.80) | (55,365.80) |
| (82,592.00) | (82,592.00) | (82,592.00) | (82,592.00) | (82,592.00) |
| (35,000.00) | (35,000.00) | (35,000.00) | (35,000.00) | (35,000.00) |
| (422,611.50) | (422,611.50) | (422,611.50) | (422,611.50) | (422,611.50) |
| (256,561.00) | (257,824.00) | (262,034.00) | (262,034.00) | (262,455.00) |
| (242,348.60) | (242,348.60) | (242,348.60) | (242,348.60) | (242,348.60) |
| (2,348,455.85) | (2,348,455.85) | (2,348,455.85) | (2,348,455.85) | (2,348,455.85) |
| (189,754.78) | (189,754.78) | (189,754.78) | (189,754.78) | (189,754.78) |
| (84,000.00) | (84,000.00) | (84,000.00) | (84,000.00) | (84,000.00) |
| (42,421,711.90) | (43,048,839.47) | (43,128,757.55) | (43,194,540.30) | (43,277,619.89) |
| 10,051,649.03 | 10,118,925.22 | 10,228,996.85 | 10,297,920.29 | 10,365,039.49 |
| (74,142,558.25) | (74,533,123.00) | (74,582,282.82) | (74,510,587.50) | (74,341,861.26) |
| (278,474,672.05) | (281,205,222.06) | (282,592,733.94) | (287,068,829.80) | (292,693,055.90) |
| - | - | - | - | - |

| | 11 | 12 | 12 | |
|---------------------|---------------------|-------------|----|--------------|
| Nov-19 | Dec-19 | | | |
| 678,906.40 | 678,906.40 | | | |
| - | - | | | |
| - | - | | | |
| - | - | | | |
| - | - | | | |
| 200,261.63 | 228,178.93 | | | |
| - | - | | | |
| - | - | | | |
| 552,513.16 | 552,513.16 | | | |
| 688,358.24 | 688,358.24 | | | |
| - | - | | | |
| - | - | | | |
| - | - | | | |
| 2,120,039.43 | 2,147,956.73 | | | |
| 4,862,274.05 | 4,857,474.74 | | | |
| - | - | | | |
| 404,000.00 | 404,000.00 | | | |
| - | - | | | |
| - | - | | | |
| - | - | | | |
| 3,226,810.01 | 3,215,625.89 | 14245113.53 | | -14245113.53 |
| - | - | | | |
| - | - | | | |
| 25,289.68 | 25,289.68 | | | |
| - | - | | | |
| - | - | | | |
| - | - | | | |
| 3,772.19 | 3,772.19 | | | |
| 2,895,601.58 | 2,899,651.58 | | | |
| 65,787.00 | 65,787.00 | | | |
| - | - | | | |
| - | - | | | |
| - | - | | | |
| 117,536.96 | 175,108.00 | | | |
| 7,449,164.44 | 7,449,164.44 | | | |
| 20,460.19 | 20,460.19 | | | |
| - | - | | | |
| 24,198,033.49 | 24,199,617.50 | | | |
| 515,588.07 | 515,588.07 | | | |
| 292,020.00 | 292,020.00 | | | |
| 4,992,727.87 | 4,992,727.87 | | | |
| - | - | | | |
| - | - | | | |
| - | - | | | |
| - | - | | | |
| - | - | | | |
| 22,242.78 | 6,373,052.93 | | | |

| | |
|----------------------|----------------------|
| 1,182,574.55 | 1,182,109.55 |
| 230,965.83 | 223,816.39 |
| - | - |
| - | - |
| 1,543.33 | 1,543.33 |
| 3,759,467.57 | 3,759,467.57 |
| 54,265,859.59 | 60,656,276.92 |
| 1,275,581.70 | 1,272,373.64 |
| 5,534,241.85 | 5,519,176.35 |
| - | - |
| - | - |
| - | - |
| - | - |
| - | - |
| 595,862.13 | 598,370.31 |
| 6,047.12 | 6,047.12 |
| 7,430.54 | 7,430.54 |
| - | - |
| - | - |
| 22,585.66 | - |
| 39,023.59 | 15,857.20 |
| 248,484.33 | 248,484.33 |
| 55,714.45 | 54,759.15 |
| - | - |
| - | - |
| - | - |
| 746,174.21 | 746,174.21 |
| - | - |
| - | - |
| - | - |
| - | - |
| - | - |
| 78,163.51 | 78,163.51 |
| 13,500.00 | 13,500.00 |
| - | - |
| 15,938,909.89 | 15,938,909.89 |
| - | - |
| 1,819,029.20 | 1,193,862.40 |
| - | - |
| 26,380,748.18 | 25,693,108.65 |
| (384,880.18) | (384,880.18) |
| (460,025.00) | (460,025.00) |
| 356,791.43 | 358,193.95 |
| 221,248.29 | 222,097.91 |
| - | - |
| - | - |
| - | - |
| - | - |
| - | - |
| 8,459,084.08 | 8,459,084.08 |
| 322,272.32 | 322,272.32 |
| 360,604.84 | 360,604.84 |
| 5,477,146.23 | 5,826,150.83 |
| 239,018.36 | 239,018.36 |

| | |
|---------------|---------------|
| 13,079,919.08 | 13,079,919.08 |
| 1,440,589.96 | 1,440,589.96 |
| 531,932.04 | 531,932.04 |
| 235,507.36 | 235,507.36 |
| - | - |
| 41,373,258.87 | 43,128,341.71 |
| 122,253.28 | 122,253.28 |
| - | - |
| - | - |
| - | - |
| - | - |
| 2,483,340.14 | 2,585,953.74 |
| 41,124.32 | 41,124.32 |
| 15,744.18 | 15,744.18 |
| 64,058.55 | 64,058.55 |
| 42,477.91 | 44,077.77 |
| - | - |
| - | - |
| 24,977,970.23 | 25,126,379.28 |
| - | - |
| - | - |
| - | - |
| - | - |
| 1,482,092.25 | 1,482,092.25 |
| 4,685,215.00 | 4,699,703.86 |
| - | - |
| - | - |
| - | - |
| - | - |
| - | - |
| - | - |
| 3,507,004.45 | 3,545,141.70 |
| 6,975,071.61 | 7,042,956.02 |
| 1,807,141.30 | 1,816,450.37 |
| 4,436,361.01 | 4,444,298.67 |
| - | - |
| 2,426,407.53 | 2,425,578.54 |
| - | - |
| - | - |
| - | - |
| - | - |
| - | - |
| - | - |
| - | - |
| - | - |
| - | - |
| - | - |
| - | - |
| - | - |
| - | - |
| - | - |
| - | - |
| - | - |
| - | - |
| 2,565.20 | 2,565.20 |
| 3,018,767.10 | 3,063,139.33 |
| - | - |
| - | - |

| | |
|------------------------|------------------------|
| 100,205.95 | 100,205.95 |
| 1,727,697.71 | 1,752,992.15 |
| 900.00 | 900.00 |
| - | - |
| - | - |
| - | - |
| 30,352.30 | 30,352.30 |
| 565.00 | 565.00 |
| 97,067.72 | 97,067.72 |
| 291,816.23 | 295,946.98 |
| - | - |
| - | - |
| - | - |
| - | - |
| 129,588,666.65 | 132,158,354.42 |
| 529,506.83 | 532,103.41 |
| 3,483,473.12 | 3,512,370.12 |
| 735,994.82 | 751,628.57 |
| - | - |
| 182,670.47 | 182,670.47 |
| 376,133.08 | 376,133.08 |
| 1,050,076.14 | 1,072,971.78 |
| - | - |
| - | - |
| - | - |
| - | - |
| 8,379,855.47 | 8,319,461.20 |
| 767,581.74 | 775,041.74 |
| - | - |
| 15,505,291.67 | 15,522,380.37 |
| 28,856.17 | 28,856.17 |
| 229,132.31 | 229,132.31 |
| 257,988.48 | 257,988.48 |
| 228,118,594.00 | 236,436,065.57 |
| (77,533,691.31) | (77,589,539.93) |
| 5,975,151.30 | 6,247,954.76 |
| 6,255,400.05 | 6,600,073.40 |
| 3,531,600.00 | 3,531,600.00 |
| (61,771,539.96) | (61,209,911.77) |
| 166,347,054.04 | 175,226,153.80 |
| (18,747.74) | (19,298.37) |
| 1,139,276.94 | 181,642.15 |
| - | 31,957.88 |
| 7,099,227.06 | 295,727.63 |
| 8,219,756.26 | 490,029.29 |
| 174,566,810.30 | 175,716,183.09 |

| | |
|---------------------|---------------------|
| 2,000.00 | 2,000.00 |
| 2,000.00 | 2,000.00 |
| 2,000.00 | 2,000.00 |
| - | - |
| - | - |
| - | - |
| - | - |
| 669,078.20 | 587,009.55 |
| - | 2,188,909.38 |
| - | - |
| - | 1,190,618.75 |
| - | - |
| 799,751.71 | 487,667.09 |
| - | (3,560,658.56) |
| 3,799,122.34 | 1,984,475.48 |
| 3,496,449.83 | 814,544.29 |
| - | - |
| 46,174.32 | 46,174.32 |
| - | - |
| 751,046.17 | 808,252.95 |
| - | - |
| - | - |
| - | - |
| - | - |
| - | - |
| 9,567,622.57 | 4,552,993.25 |
| - | - |
| 2,609,641.30 | 1,814,793.63 |
| - | - |
| 10,489.90 | 10,432.82 |
| 253,171.87 | 320,988.32 |
| - | - |
| 12,437.65 | 11,522.54 |
| (25,000.00) | (25,000.00) |
| (7,703.12) | (13,409.42) |
| 2,853,037.60 | 2,119,327.89 |
| - | - |
| 1,674,107.00 | 1,806,018.00 |
| 20,758.59 | 20,758.59 |
| - | - |
| 1,694,865.59 | 1,826,776.59 |
| 358,648.85 | 364,536.21 |
| 91,410.81 | 98,472.90 |
| 1,345.77 | 1,288.99 |
| - | - |
| 104,202.54 | 151,220.49 |
| 3,069.59 | - |
| 20,553.11 | 20,553.11 |
| - | - |

| | |
|----------------------|----------------------|
| - | - |
| - | - |
| 8,152.02 | 4,421.65 |
| - | - |
| - | - |
| - | - |
| 587,382.69 | 640,493.35 |
| 49,658.18 | 3,416.87 |
| - | - |
| 324,505.99 | 285,930.56 |
| - | - |
| 897,299.60 | 672,768.26 |
| - | - |
| - | - |
| (0.44) | 27,790.31 |
| 42,401.03 | 26,417.89 |
| 253,409.24 | 39,825.59 |
| - | - |
| - | - |
| (28,891.50) | (28,891.75) |
| 1,538,382.10 | 1,027,257.73 |
| 22,906,196.38 | 28,701,768.06 |
| 1,360.80 | - |
| 2,395,515.20 | - |
| 311,403.84 | - |
| 12,954.74 | 12,954.74 |
| 1,507,077.75 | - |
| 27,134,508.71 | 28,714,722.80 |
| 43,375,799.26 | 38,881,571.61 |
| - | - |
| - | - |
| - | - |
| - | - |
| 64,898,490.88 | 64,741,956.18 |
| - | - |
| - | - |
| - | - |
| - | - |
| - | - |
| - | - |
| - | - |
| - | - |
| 23,163.80 | 22,777.99 |
| - | - |
| - | - |
| - | - |
| - | - |

| | |
|------------|------------|
| - | - |
| - | - |
| 1,402.38 | 1,279.37 |
| 9,929.76 | 9,791.92 |
| 5,442.24 | 5,365.55 |
| - | - |
| - | - |
| - | - |
| - | - |
| - | - |
| - | - |
| 0.32 | - |
| 10,533.23 | 10,533.23 |
| 94,472.91 | 107,320.32 |
| 767,953.50 | 789,009.50 |
| - | - |
| - | - |
| - | - |
| - | - |
| - | - |
| - | - |
| 10,814.86 | 10,729.06 |
| - | - |
| - | - |
| - | - |
| 5,716.25 | (9,548.20) |
| - | - |
| 7,880.06 | 7,552.59 |
| - | - |
| - | - |
| - | - |
| 8,100.71 | 7,920.82 |
| 10,202.02 | 9,975.24 |
| - | 18,470.80 |
| - | 10,816.67 |
| 10,089.92 | 9,670.21 |
| 9,006.23 | 8,925.50 |
| 36,669.81 | 36,346.58 |
| - | - |
| 1,299.08 | 1,288.16 |
| 7,150.25 | 6,957.00 |
| 15,894.22 | 15,752.31 |
| - | - |
| 21.99 | - |
| - | - |
| 12,307.79 | 11,966.29 |
| 6,469.02 | 6,328.38 |
| - | - |
| 24,920.89 | 24,249.13 |
| 15,233.46 | 14,922.56 |
| 10,218.13 | 10,072.16 |
| - | - |
| 72,535.71 | 71,055.34 |
| - | - |

| | |
|-------------------------|-------------------------|
| - | - |
| - | - |
| - | - |
| - | - |
| - | - |
| - | - |
| - | - |
| 45,502.29 | 44,872.14 |
| - | - |
| - | - |
| - | - |
| 360,958.16 | 357,045.31 |
| - | - |
| - | - |
| - | - |
| - | - |
| 7,372,313.13 | 10,268,820.00 |
| 551,559.38 | 1,077,660.00 |
| - | - |
| - | - |
| 74,406,252.38 | 77,709,882.11 |
| - | - |
| - | - |
| 2,954.08 | 2,954.08 |
| - | - |
| - | - |
| - | - |
| - | - |
| 4,132,353.54 | 4,109,163.97 |
| - | - |
| 78,541,560.00 | 81,822,000.16 |
| 296,484,169.56 | 296,419,754.86 |
| (30,000.00) | (30,000.00) |
| (106,951,794.71) | (106,951,794.71) |
| - | - |
| - | - |
| - | - |
| (757,198.24) | (386,828.76) |
| (107,738,992.95) | (107,368,623.47) |

| | |
|------------------------|------------------------|
| - | - |
| (29,665.92) | (27,811.75) |
| - | - |
| (1,625,258.21) | (1,612,144.43) |
| (169,122.08) | (168,252.08) |
| (517,180.52) | (514,934.52) |
| (116,173.00) | (115,628.00) |
| (39,320.00) | (39,154.00) |
| (543,751.19) | (540,437.19) |
| (2,400,000.00) | (2,400,000.00) |
| - | - |
| - | - |
| - | - |
| - | - |
| - | - |
| - | - |
| - | - |
| (1,800,528.24) | (1,792,620.52) |
| (36,695,000.00) | (36,695,000.00) |
| (4,830,000.00) | (4,830,000.00) |
| (271,188.39) | (270,012.19) |
| (2,765,964.69) | (2,754,723.69) |
| (18,330,000.00) | (18,330,000.00) |
| (1,625,000.00) | (1,625,000.00) |
| (1,070,339.23) | (1,068,572.78) |
| (4,460,000.00) | (4,460,000.00) |
| (900,000.00) | (900,000.00) |
| (8,080,000.00) | (8,080,000.00) |
| - | - |
| (2,859,754.35) | (2,859,754.35) |
| (4,129,688.93) | (5,307,890.54) |
| (116,736.40) | (115,794.98) |
| (375,313.33) | (372,593.66) |
| (82,844.66) | (82,217.04) |
| (28,703.02) | (28,498.00) |
| (256,601.80) | (255,821.86) |
| - | - |
| (94,118,133.96) | (95,246,861.58) |
| - | - |
| (5,134,149.31) | (5,847,975.43) |
| - | - |
| (22,250.04) | (22,250.04) |
| (154,432.06) | (154,880.95) |
| (9,888.00) | (9,973.00) |
| (25,449.00) | (25,680.00) |
| (6,193.00) | (6,246.00) |
| (1,883.00) | (1,900.00) |
| (39,144.00) | (39,240.00) |
| (400,000.00) | (400,000.00) |
| - | - |
| (93,638.14) | (93,830.41) |
| (1,135,000.00) | (1,135,000.00) |
| (100,000.00) | (100,000.00) |

| | |
|-----------------------|-----------------------|
| (13,916.42) | (13,946.75) |
| (133,471.00) | (133,689.00) |
| (595,000.00) | (595,000.00) |
| (110,000.00) | (110,000.00) |
| (20,632.53) | (20,719.15) |
| - | - |
| (90,000.00) | (90,000.00) |
| - | - |
| (170,000.00) | (170,000.00) |
| (11,297.07) | (11,297.07) |
| (32,636.04) | (32,636.04) |
| (7,531.44) | (7,531.44) |
| (2,460.24) | (2,460.24) |
| (9,359.28) | (9,359.28) |
| (8,318,330.57) | (9,033,614.80) |

| | |
|------------------------|-----------------------|
| - | - |
| (4,198,587.31) | (1,911,473.64) |
| (9,345.22) | (22,111.59) |
| (386,760.70) | (969,875.41) |
| - | - |
| - | - |
| - | - |
| - | - |
| - | - |
| 82,607.66 | - |
| (3,568.14) | (6,760.74) |
| - | - |
| (2,817.20) | - |
| (1,367,946.15) | (1,686,391.15) |
| - | - |
| (16,942.34) | (19,922.41) |
| (1.97) | - |
| (633.72) | (13,366.50) |
| (2,171.84) | (3,623.18) |
| - | - |
| 173.38 | (186.88) |
| (1,530.18) | (1,930.81) |
| 16.59 | (105.24) |
| (309.20) | (677.88) |
| (40.95) | (112.24) |
| (882.19) | (1,031.55) |
| (4,629,395.60) | (199,421.07) |
| (944,209.58) | (892,062.71) |
| (183,903.06) | (71,349.75) |
| (12,758.53) | (6,144.55) |
| (149,906.51) | (86,339.28) |
| (11,828,912.76) | (5,892,886.58) |
| - | - |
| - | - |
| - | - |
| - | - |
| - | - |

| | |
|------------------------|------------------------|
| (26,080.77) | (25,073.95) |
| (2,400.00) | (2,600.00) |
| - | - |
| (6,430.00) | (6,430.00) |
| (1,224.00) | (1,836.00) |
| - | - |
| (661.00) | (661.00) |
| (29,579.00) | (18,471.00) |
| - | - |
| - | - |
| (21,033.55) | (21,033.55) |
| (87,408.32) | (76,105.50) |
| (20,234,651.65) | (15,002,606.88) |
| - | - |
| (3,904,356.49) | (4,585,921.00) |
| 398,373.67 | 460,664.95 |
| 135,938.76 | 143,374.51 |
| (3,370,044.06) | (3,981,881.54) |
| (387,184.68) | (380,788.48) |
| - | - |
| - | - |
| (25,331.23) | (23,310.95) |
| - | - |
| - | - |
| (412,515.91) | (404,099.43) |
| (9,794,732.00) | (12,970,815.00) |
| - | - |
| - | - |
| (1,623,680.54) | (1,618,286.25) |
| (912,654.44) | (909,738.61) |
| (201,724.16) | (200,207.44) |
| (116,064.00) | (115,722.63) |
| (318,746.11) | (317,840.58) |
| (440,315.00) | (437,562.00) |
| (246,109.06) | (246,109.06) |
| (306,626.32) | (305,595.32) |
| (161,423.59) | (161,423.59) |
| - | - |
| (16,676,187.95) | (17,144,332.26) |
| (7,395,319.00) | (7,395,319.00) |
| 306,626.32 | 305,595.32 |
| - | - |
| 161,423.59 | 161,423.59 |
| (38,159,729.17) | (38,401,772.45) |

| | |
|-------------------------|-------------------------|
| (959,060.87) | (959,060.87) |
| (150,000.00) | (150,000.00) |
| (43,000.00) | (43,000.00) |
| (8,500.00) | (8,500.00) |
| (148,434.95) | (148,434.95) |
| (55,080.00) | (55,080.00) |
| (62,600.00) | (62,600.00) |
| (7,610.69) | (7,610.69) |
| (55,365.80) | (55,365.80) |
| (82,592.00) | (82,592.00) |
| (35,000.00) | (35,000.00) |
| (422,611.50) | (422,611.50) |
| (262,455.00) | (264,139.00) |
| (242,348.60) | (242,348.60) |
| (2,348,455.85) | (2,348,455.85) |
| (189,754.78) | (189,754.78) |
| (84,000.00) | (84,000.00) |
| (43,316,599.21) | (43,560,326.49) |
| 10,432,300.44 | 10,500,577.36 |
| (74,392,391.00) | (78,801,662.93) |
| (296,484,169.56) | (296,419,754.86) |

- -

2671556.09 #####

Pennichuck Water Works, Inc.
Accounts Excluded From MOERR
DW 22-032

Twelve Months 12/31/2019

| | | | | | | | | | | | | | | Test Year | |
|--|-----------------------------------|-----------|------------|-----------|------------|-----------|-----------|----------|-----------|-----------|-----------|-----------|-----------|--------------------|------------|
| | | | | | | | | | | | | | | <u>2018 Totals</u> | |
| 921002 | SENIOR MANAGEMENT VEHICLES | 1,298.64 | 263.78 | 24.99 | 868.25 | 302.86 | 24.99 | 665.69 | 132.03 | 24.99 | 166.23 | 24.99 | 24.99 | 3,822.43 | 3,822.43 |
| 921003 | SENIOR MGMT - FUEL PURCHASED | 318.23 | 380.95 | 315.11 | 303.74 | 406.11 | 442.53 | 415.45 | 461.09 | 349.67 | 362.04 | 422.97 | 326.25 | 4,504.14 | 4,504.14 |
| 921004 | SENIOR MGMT-VEH REGISTRATION | - | - | - | - | - | - | - | - | 476.40 | - | - | - | 476.40 | 476.40 |
| 923000 | OUTSIDE SERVICES | 18,590.54 | 21,702.56 | 34,256.98 | 29,088.19 | 21,844.80 | 22,354.29 | 2,924.42 | 36,589.62 | 13,865.81 | 11,933.54 | 38,839.04 | 17,948.67 | 269,938.46 | 269,938.46 |
| 926001 | OFFICER'S LIFE INSURANCE | 386.13 | 386.19 | 386.19 | 386.19 | 386.19 | 386.19 | 386.19 | 386.19 | 2,055.19 | 386.19 | 386.19 | 386.19 | 6,303.22 | 6,303.22 |
| 926500 | MISC EMPLOYEE BENEFITS | 270.16 | - | 1,526.28 | (548.14) | 629.20 | 292.83 | 224.25 | 526.21 | 323.25 | 745.67 | 489.79 | 417.83 | 4,897.33 | 4,897.33 |
| 926501 | MISC EMPLOYEE BENEFITS-WELLNESS | - | 98.68 | - | 8.44 | 2,730.47 | (26.17) | (275.12) | 520.00 | 150.00 | (35.00) | 100.89 | 540.00 | 3,812.19 | 3,812.19 |
| 926502 | MISC EMPLOYEE BENEFITS-ACTIVITIES | - | - | 1,619.00 | (1,183.50) | (95.00) | 788.96 | 135.00 | 918.29 | - | - | 900.00 | 2,225.46 | 5,308.21 | 5,308.21 |
| 926505 | EMPLOYEE RELATONS | - | - | - | - | - | - | - | - | - | - | - | - | - | - |
| 926600 | TUTION REIMBURSEMENTS | - | 4,181.00 | 2,860.99 | 2,994.70 | 1,091.25 | 1,144.48 | 3,010.25 | 5,761.78 | - | 1,965.38 | - | - | 23,009.83 | 23,009.83 |
| 926610 | TRAINING EDUCATIONAL SEMINARS | 3,081.33 | (1,525.00) | 3,173.90 | 3,271.41 | 11,257.48 | 3,100.06 | 3,751.42 | 2,163.86 | 2,788.73 | 15,361.55 | 11,956.18 | 2,283.08 | 60,664.00 | 60,664.00 |
| 930100 | MEETINGS & CONVENTIONS | 1,340.71 | 1,251.52 | 14,391.08 | 3,780.44 | 2,581.99 | 2,966.18 | 5,220.93 | 75.00 | 7,108.08 | 3,939.38 | 1,050.40 | 2,384.94 | 46,090.65 | 46,090.65 |
| 930101 | MEMBERSHIPS | 2,477.79 | 2,542.80 | 2,532.84 | 3,277.59 | 2,662.05 | 2,488.05 | 2,646.80 | 3,082.30 | 2,462.55 | 2,606.84 | 2,153.20 | 2,838.87 | 31,771.68 | 31,771.68 |
| 930200 | PUBLIC RELATIONS | 4,706.13 | 5,407.34 | 11,664.05 | 1,066.12 | 2,104.14 | 241.00 | - | - | - | 2,030.00 | 492.06 | 1,170.00 | 28,880.84 | 28,880.84 |
| 930300 | MEALS | 502.56 | 488.44 | 18.98 | 79.25 | 169.90 | 154.00 | 326.56 | 19.52 | 9.46 | 112.68 | 194.12 | 114.11 | 2,189.58 | 2,189.58 |
| 930410 | CHARITABLE CONTRIBUTIONS | - | - | - | - | - | - | - | - | - | - | - | - | - | - |
| Total of Non RSF backed O&M Expenses - | | | | | | | | | | | | | | 491,668.96 | |

| | | Financial Statement | | | | | | | | | |
|-------------------------------|--|---------------------|-----------|-----------|-----------|-----------|-----------|-----------|-----------|-----------|-----------|
| | | 12/31/14 | 12/31/13 | 12/31/12 | 12/31/11 | 12/31/10 | 12/31/09 | 12/31/08 | 12/31/07 | 12/31/06 | 12/31/05 |
| ASSETS | | | | | | | | | | | |
| Current Assets | | | | | | | | | | | |
| Cash and cash equivalents | | 100,000 | 150,000 | 200,000 | 250,000 | 300,000 | 350,000 | 400,000 | 450,000 | 500,000 | 550,000 |
| Accounts receivable | | 50,000 | 60,000 | 70,000 | 80,000 | 90,000 | 100,000 | 110,000 | 120,000 | 130,000 | 140,000 |
| Inventory | | 30,000 | 35,000 | 40,000 | 45,000 | 50,000 | 55,000 | 60,000 | 65,000 | 70,000 | 75,000 |
| Prepaid expenses | | 20,000 | 25,000 | 30,000 | 35,000 | 40,000 | 45,000 | 50,000 | 55,000 | 60,000 | 65,000 |
| Other current assets | | 10,000 | 15,000 | 20,000 | 25,000 | 30,000 | 35,000 | 40,000 | 45,000 | 50,000 | 55,000 |
| Non-current Assets | | | | | | | | | | | |
| Property, plant and equipment | | 1,000,000 | 1,050,000 | 1,100,000 | 1,150,000 | 1,200,000 | 1,250,000 | 1,300,000 | 1,350,000 | 1,400,000 | 1,450,000 |
| Intangible assets | | 200,000 | 220,000 | 240,000 | 260,000 | 280,000 | 300,000 | 320,000 | 340,000 | 360,000 | 380,000 |
| Goodwill | | 150,000 | 160,000 | 170,000 | 180,000 | 190,000 | 200,000 | 210,000 | 220,000 | 230,000 | 240,000 |
| Other non-current assets | | 50,000 | 55,000 | 60,000 | 65,000 | 70,000 | 75,000 | 80,000 | 85,000 | 90,000 | 95,000 |
| Total Assets | | 1,430,000 | 1,590,000 | 1,750,000 | 1,910,000 | 2,070,000 | 2,230,000 | 2,390,000 | 2,550,000 | 2,710,000 | 2,870,000 |
| LIABILITIES | | | | | | | | | | | |
| Current Liabilities | | | | | | | | | | | |
| Accounts payable | | 80,000 | 90,000 | 100,000 | 110,000 | 120,000 | 130,000 | 140,000 | 150,000 | 160,000 | 170,000 |
| Short-term debt | | 20,000 | 25,000 | 30,000 | 35,000 | 40,000 | 45,000 | 50,000 | 55,000 | 60,000 | 65,000 |
| Accrued liabilities | | 30,000 | 35,000 | 40,000 | 45,000 | 50,000 | 55,000 | 60,000 | 65,000 | 70,000 | 75,000 |
| Other current liabilities | | 10,000 | 15,000 | 20,000 | 25,000 | 30,000 | 35,000 | 40,000 | 45,000 | 50,000 | 55,000 |
| Non-current Liabilities | | | | | | | | | | | |
| Long-term debt | | 300,000 | 320,000 | 340,000 | 360,000 | 380,000 | 400,000 | 420,000 | 440,000 | 460,000 | 480,000 |
| Other non-current liabilities | | 50,000 | 55,000 | 60,000 | 65,000 | 70,000 | 75,000 | 80,000 | 85,000 | 90,000 | 95,000 |
| Total Liabilities | | 380,000 | 400,000 | 420,000 | 440,000 | 460,000 | 480,000 | 500,000 | 520,000 | 540,000 | 560,000 |
| EQUITY | | | | | | | | | | | |
| Common stock | | 100,000 | 100,000 | 100,000 | 100,000 | 100,000 | 100,000 | 100,000 | 100,000 | 100,000 | 100,000 |
| Retained earnings | | 950,000 | 1,390,000 | 1,630,000 | 1,870,000 | 2,110,000 | 2,350,000 | 2,590,000 | 2,830,000 | 3,070,000 | 3,310,000 |
| Total Equity | | 1,050,000 | 1,190,000 | 1,330,000 | 1,470,000 | 1,610,000 | 1,750,000 | 1,890,000 | 2,030,000 | 2,170,000 | 2,310,000 |

| Account Name | 2017 | | 2018 | | 2019 | | 2020 | | 2021 | | 2022 | |
|-----------------------------|-------------|-------------|-------------|-------------|-------------|-------------|-------------|-------------|-------------|-------------|-------------|-------------|
| | Actual | Budget | Actual | Budget | Actual | Budget | Actual | Budget | Actual | Budget | Actual | Budget |
| Administrative Services | 1,234,567 | 1,300,000 | 1,345,678 | 1,400,000 | 1,567,890 | 1,600,000 | 1,789,012 | 1,800,000 | 1,901,234 | 1,950,000 | 2,012,345 | 2,050,000 |
| Business Operations | 2,345,678 | 2,400,000 | 2,567,890 | 2,600,000 | 2,789,012 | 2,800,000 | 2,901,234 | 2,950,000 | 3,012,345 | 3,050,000 | 3,112,345 | 3,150,000 |
| Capital Expenditures | 3,456,789 | 3,500,000 | 3,678,901 | 3,700,000 | 3,890,123 | 3,900,000 | 4,012,345 | 4,050,000 | 4,123,456 | 4,150,000 | 4,212,345 | 4,250,000 |
| Depreciation & Amortization | 4,567,890 | 4,600,000 | 4,789,012 | 4,800,000 | 4,901,234 | 4,950,000 | 5,012,345 | 5,050,000 | 5,123,456 | 5,150,000 | 5,212,345 | 5,250,000 |
| Financial Services | 5,678,901 | 5,700,000 | 5,890,123 | 5,900,000 | 6,012,345 | 6,050,000 | 6,123,456 | 6,150,000 | 6,212,345 | 6,250,000 | 6,312,345 | 6,350,000 |
| General & Administrative | 6,789,012 | 6,800,000 | 6,901,234 | 6,950,000 | 7,012,345 | 7,050,000 | 7,123,456 | 7,150,000 | 7,212,345 | 7,250,000 | 7,312,345 | 7,350,000 |
| Information Technology | 7,890,123 | 7,900,000 | 8,012,345 | 8,050,000 | 8,123,456 | 8,150,000 | 8,212,345 | 8,250,000 | 8,312,345 | 8,350,000 | 8,412,345 | 8,450,000 |
| Legal & Compliance | 8,901,234 | 8,950,000 | 9,012,345 | 9,050,000 | 9,123,456 | 9,150,000 | 9,212,345 | 9,250,000 | 9,312,345 | 9,350,000 | 9,412,345 | 9,450,000 |
| Marketing & Sales | 9,012,345 | 9,050,000 | 9,123,456 | 9,150,000 | 9,212,345 | 9,250,000 | 9,312,345 | 9,350,000 | 9,412,345 | 9,450,000 | 9,512,345 | 9,550,000 |
| Manufacturing Operations | 10,123,456 | 10,150,000 | 10,212,345 | 10,250,000 | 10,312,345 | 10,350,000 | 10,412,345 | 10,450,000 | 10,512,345 | 10,550,000 | 10,612,345 | 10,650,000 |
| Professional Services | 11,234,567 | 11,250,000 | 11,312,345 | 11,350,000 | 11,412,345 | 11,450,000 | 11,512,345 | 11,550,000 | 11,612,345 | 11,650,000 | 11,712,345 | 11,750,000 |
| Research & Development | 12,345,678 | 12,350,000 | 12,412,345 | 12,450,000 | 12,512,345 | 12,550,000 | 12,612,345 | 12,650,000 | 12,712,345 | 12,750,000 | 12,812,345 | 12,850,000 |
| Support Services | 13,456,789 | 13,450,000 | 13,512,345 | 13,500,000 | 13,567,890 | 13,550,000 | 13,612,345 | 13,600,000 | 13,656,789 | 13,650,000 | 13,712,345 | 13,700,000 |
| Tax & Accounting | 14,567,890 | 14,550,000 | 14,612,345 | 14,600,000 | 14,667,890 | 14,650,000 | 14,712,345 | 14,700,000 | 14,767,890 | 14,750,000 | 14,812,345 | 14,800,000 |
| Utilities & Maintenance | 15,678,901 | 15,650,000 | 15,712,345 | 15,700,000 | 15,767,890 | 15,750,000 | 15,812,345 | 15,800,000 | 15,867,890 | 15,850,000 | 15,912,345 | 15,900,000 |
| Wages & Benefits | 16,789,012 | 16,750,000 | 16,812,345 | 16,800,000 | 16,867,890 | 16,850,000 | 16,912,345 | 16,900,000 | 16,967,890 | 16,950,000 | 17,012,345 | 17,000,000 |
| Travel & Entertainment | 17,890,123 | 17,850,000 | 17,912,345 | 17,900,000 | 17,967,890 | 17,950,000 | 18,012,345 | 18,000,000 | 18,067,890 | 18,050,000 | 18,112,345 | 18,100,000 |
| Total | 123,456,789 | 123,500,000 | 123,678,901 | 123,700,000 | 123,890,123 | 123,900,000 | 124,012,345 | 124,050,000 | 124,123,456 | 124,150,000 | 124,212,345 | 124,250,000 |

| | | <u>Jan-18</u> | <u>Feb-18</u> |
|--------|---------------------------------------|---------------------|---------------------|
| | <u>Water Sales</u> | | |
| 461000 | WATER SALES: BILLED REVENUE | (1,767,116.62) | (1,744,274.75) |
| 461001 | WATER SALES BILLED RECOUPMENT | - | - |
| 461100 | WATER SALES: UNBILLED REVENUE | (227,452.00) | 47,667.00 |
| 461200 | WATER SALES-UNBILLED RECOUPMNT | - | - |
| 460200 | CBFRR REVENUES | (644,085.98) | (644,085.98) |
| 460998 | CBFRR REVENUES - CONTRA | 644,085.98 | 644,085.98 |
| 462000 | FIRE PROTECTION REVENUE | (386,294.03) | (386,382.15) |
| | | 2,380,862.65 | 2,082,989.90 |
| 466000 | WATER SALES FOR RESALE | - | - |
| | <u>Other Operating Revenue</u> | | |
| 415200 | JOBGING REVENUE | (32,894.46) | (18,116.06) |
| 474001 | FINANCE CHARGES | - | - |
| 471300 | MISC OPERATING REVENUE | (4,383.90) | (7,152.00) |
| 416000 | JOBGING EXPENSE | 17,547.97 | 15,457.01 |
| 472600 | LEASE INCOME | (952.16) | (952.16) |
| 474000 | OTHER WATER REVENUE | (8,798.45) | (8,818.96) |
| | | 29,481.00 | 19,582.17 |
| | Total Revenues | 2,410,343.65 | 2,102,572.07 |
| | <u>Production Expenses</u> | | |
| 601100 | OTHER PROD LABOR: CORE | 4,820.66 | 1,791.72 |
| 601101 | OTHER PROD LABOR: COMM SYSTEMS | 1,182.97 | 622.22 |
| 601500 | OTHER PROD LABOR:SRCE/SUPPLY | 1,116.07 | 993.11 |
| 602000 | PURCH WATER: MILFORD-BARTLETT | 192.20 | 192.20 |
| 602400 | PURCHASED WATER: DREW WOODS | 10,291.46 | 10,291.46 |
| 602500 | PURCH WATER: GREATBROOK | 970.61 | 955.12 |
| 602502 | PURCH WATER: LITTLE POND | 8,878.73 | - |
| 602550 | PURCH WATER: SOUHEGAN WOODS | 107.07 | 107.67 |
| 602600 | PURCH WATER: GREENFIELD | 4,636.98 | 4,636.98 |
| 602670 | PURCH WATER: DONALD STREET | 4,445.83 | 3,891.33 |
| 602675 | PURCH WATER:FEDERAL HL-MILFORD | 655.77 | 655.77 |
| 602680 | PURCHASED WTR: ASHLEY COMMONS | 426.67 | 379.83 |
| 602900 | PURCH WATER: FRANCOUER TRUCKS | - | - |
| 603100 | OTHER PROD MATERIAL & EXPENSE | - | 10.47 |
| 603101 | TRT PLANT: OFFICE SUPPLIES | 668.51 | 860.36 |
| 610200 | SUPERINTENDENCE - WTP | 21,369.24 | 18,482.89 |
| 610300 | OFFICE SALARIES & WAGES: WTP | 33,144.72 | 27,408.33 |
| 623100 | POWER PURCHASED: TRT PLT ELEC | 31,461.26 | 34,048.44 |
| 623102 | POWER PURCHASED: BT ELECTRIC | 164.98 | 311.84 |
| 623103 | POWER PURCHASED: AVD ELECTRIC | 14.89 | 19.58 |
| 623110 | POWER PURCHASED: ATHERTON COMM | 221.58 | 206.24 |
| 623112 | POWER PURCHASED: RICHARDSON | - | - |
| 623113 | POWER PURCHASED: HI-LO | 396.94 | 426.37 |

| | | | |
|--------|--------------------------------|-----------|-----------|
| 623114 | POWER PURCHASED: TWIN RIDGE | 812.29 | 657.33 |
| 623115 | POWER PURCHASED: DREW | 2,259.33 | 2,067.28 |
| 623116 | POWER PURCHASED: GLENN RIDGE | 927.02 | 817.32 |
| 623117 | POWER PURCHASED: ASHLEY COMMON | - | - |
| 623118 | POWER PURCHASED: BEDFORD | 576.45 | 571.05 |
| 623119 | POWER PURCHASED: GREATBROOK | - | - |
| 623120 | POWER PURCHASED: MAPLE HAVEN | 820.59 | 610.74 |
| 623121 | POWER PURCHASED: GLENWDLANDS | 652.47 | 642.50 |
| 623122 | POWER PURCHASED: COUNTY RD-BDF | 1,047.52 | 1,031.45 |
| 623123 | POWER PURCHASED:BOWERS LANDING | 699.24 | 761.18 |
| 623124 | POWER PURCH: PILGRIM CR-NASHUA | 533.04 | 492.72 |
| 623200 | POWER PURCHASED: MERR RIVER | 1,639.17 | 1,490.29 |
| 623210 | POWER PURCHASED: SNOW STA GAS | 53.45 | 55.23 |
| 623211 | BOOSTER STAT: TIMB - ELECTRIC | 7,335.81 | 7,186.64 |
| 623212 | BOOSTER STAT: ARMORY-ELECTRIC | 843.41 | 834.81 |
| 623240 | POWER PURCHASED: FOUNDERS VIL | 539.55 | 506.01 |
| 623252 | BOOSTER STAT: BADGER HILL-ELEC | 1,267.65 | 1,315.84 |
| 623278 | BOOSTER STAT: BOWERS LAND:ELEC | - | - |
| 623350 | BOOSTER STAT: COBURN ELECTRIC | 576.27 | 614.58 |
| 623362 | BOOSTER STAT: CABOT PRES-ELEC | 497.37 | 435.28 |
| 623372 | BOOSTER STAT: VALLEFIELD-ELEC | 938.51 | 830.29 |
| 623403 | BOOSTER STAT: ENGLISH WDS-ELEC | 448.19 | 405.14 |
| 623428 | BOOSTER STAT:INDIAN RCK-ELECT | 307.07 | 276.76 |
| 623450 | BOOSTER STAT: PWDR HILL-ELEC | 1,325.92 | 1,162.53 |
| 623478 | BOOSTER STAT:FEDERAL HILL-ELEC | 697.65 | 612.26 |
| 623500 | BOOSTER STAT: PINE HILL-ELECT | 526.96 | 508.37 |
| 623550 | BOOSTER STAT: AUTUMN WDS-ELEC | 1,066.58 | 706.31 |
| 623653 | BOOSTER STAT:SOUHEGAN WDS-ELEC | 679.40 | 808.99 |
| 623672 | BOOSTER STAT: DONALD ST-ELEC | 1,296.47 | 1,568.26 |
| 623702 | BOOSTER STAT: ORCHARD-ELECTRIC | 576.69 | 520.65 |
| 623751 | BOOSTER STAT: SKY MEADOW-ELEC | 1,370.46 | 1,459.17 |
| 623772 | BOOSTER STAT: GREAT BAY - ELEC | 566.04 | 586.89 |
| 623810 | BOOSTER STAT: DUNSTABLE-ELEC | 1,222.87 | 1,115.88 |
| 623851 | BOOSTER STAT: KESSLER-ELECTRIC | 328.76 | 328.59 |
| 623861 | BOOSTER STAT: SHAKESPEAR -ELEC | 721.54 | 744.87 |
| 623892 | BOOSTER STAT: SWEET HILL-ELECT | 524.94 | 459.19 |
| 623962 | BOOSTER STAT: MILFORD ELECTRIC | 1,625.74 | 1,478.76 |
| 623971 | BOOSTER STAT: SOUHEGAN - ELEC | 711.84 | 923.18 |
| 623975 | BOOSTER STAT: PILGRIM HL-ELECT | - | 188.34 |
| 623976 | BOOSTER STAT:TARA HEIGHTS | 1,031.16 | 962.15 |
| 623990 | BOOSTER STAT: E STREET ELECT | 291.78 | 271.81 |
| 623999 | POWER PURCHASED: CONSULTING | 434.33 | 434.33 |
| 624100 | OPER LABOR: TREATMENT PLANT | 24,639.69 | 21,888.66 |
| 626100 | OPER EXP T PLANT: MAT & EXP | 2,428.75 | 2,321.71 |
| 626110 | OPER EXP T PLANT: GAS/OIL | 7,502.31 | 7,222.19 |
| 626120 | OPER EXP T PLANT: PHONE | 2,130.59 | 2,297.48 |
| 626122 | OPER EXP T PLANT: HOUSEKEEPING | 339.90 | 288.47 |
| 626130 | OPER EXP WTP: SMALL TOOLS | 455.55 | 183.57 |
| 626200 | OPER EXP SNOW STA: MAT & EXP | - | - |
| 626300 | OPER EXP MERR RIVER: MAT & EXP | - | - |
| 631100 | MAINT STRUCT:T PLANT/D&M/SNOW | 1,660.24 | 8,053.05 |
| 631101 | MAINT STRUCT:COMM SYS/BOOSTERS | - | 187.15 |

| | | | |
|--------|--------------------------------|-------------|-------------|
| 631102 | MAINT OF STRUCT: CORE BOOSTERS | - | - |
| 631200 | MAINT STRUCT: SNOW STATION | - | - |
| 631500 | MAINT STRUCT: SRCE/SUPPLY | 2,055.11 | 7,223.86 |
| 633100 | MAINT PUMP EQUIP:TREATMENT PLT | - | 3,009.00 |
| 633106 | MAINT PUMP EQUIP: CORE SYSTEMS | - | - |
| 633110 | MAINT OF PUMP EQUIP: COMM SYS | - | - |
| 633140 | MAINT CORE BOOSTER STAT: PHONE | 112.79 | 112.79 |
| 633150 | MAINT COMM BOOSTER STAT:PHONE | 46.34 | 46.34 |
| 633155 | MAIN COM BOOST ST:GAS/OIL/PROP | 632.84 | - |
| 633160 | MAINT CORE BOOST:GAS/OIL/PROPN | 828.27 | 314.13 |
| 652300 | PWW-DUTY PAY (WTP) | 3,346.00 | 2,890.00 |
| 633198 | BOOST STAT GEN MAINT: COM SYS | 12,126.61 | 15,497.16 |
| 633199 | BOOSTER STATION GENERAL MAINT | 6,902.56 | 8,250.27 |
| 641110 | CHLORINE: TREATMENT PLANT | 2,965.01 | 2,346.05 |
| 641111 | CHLORINE: COMMUNITY SYSTEMS | 36.80 | 14.72 |
| 641120 | FERRIC CHLORIDE | 22,583.90 | 19,807.47 |
| 641130 | AMMONIUM SULFATE-COMM SYSTEMS | - | - |
| 641140 | POLYMERS | 801.16 | 623.12 |
| 641150 | CARBON DIOXIDE: GAS - CORE | - | - |
| 641160 | CORROSION INHIBITOR | 3,139.52 | 2,736.48 |
| 641161 | ZINC ORTHOPHOSPHATE-COMM SYS | - | - |
| 641165 | CHEMICALS: BON TERRAIN | - | - |
| 641170 | MISC TREATMENT CHEMICALS | - | - |
| 641190 | TKPP DRY | 1,658.98 | 947.99 |
| 641191 | ARSENIC MEDIA REPLACEMENT | - | - |
| 641201 | POLYPHOSPHATE: CORE | - | - |
| 641203 | POTASSIUM PERMAGATE | - | - |
| 641205 | SODIUM HYDROXIDE | 28,235.38 | 27,385.36 |
| 641206 | SALT | - | - |
| 641210 | SODIUM HEXAMETAPHOSPHATE | - | - |
| 641212 | POT ASH | - | - |
| 641220 | POLYPHOSPHATE-COMM SYSTEMS | 472.17 | 214.63 |
| 641221 | POTASSIUM PERMAGATE-COMM SYS | - | - |
| 641222 | SODIUM HYDROXIDE-COMM SYSTEMS | - | - |
| 641223 | SALT - COMMUNITY SYSTEMS | 2,680.84 | 256.58 |
| 641225 | POT ASH - COMMUNITY SYSTEMS | 257.67 | - |
| 642100 | PURIFICATION LABOR | 20,488.13 | 17,841.53 |
| 642160 | MAINT PURIF EUIP: CAUSTIC | - | - |
| 642200 | LABORATORY EXPENSE | 8,600.01 | 8,189.13 |
| 642201 | LABORTORY EXP-COMMUNITY SYSTEM | - | - |
| 642205 | LAB EXPENSE:OUTSIDE TEST-CORE | 803.70 | 1,795.20 |
| 642210 | LAB EXP: OUTSIDE TEST-COMM SYS | 504.80 | 3,044.60 |
| 643000 | WTP - NON-UNION VEHICLES | 156.08 | 1,273.42 |
| 643001 | WTP - UNION TRUCKS | 2,719.43 | 2,447.64 |
| 643002 | WTP - FUEL PURCHASED | 5,803.98 | 6,650.21 |
| 643004 | TRANSPORTATION EXP:CREDITS WTP | (26,240.50) | (21,521.50) |
| 643005 | WTP-VEH REGISTRATION:NON-UNION | - | - |
| 643006 | WTP-VEH REGISTRATION: UNION | 2,026.96 | - |
| 643007 | WTP-VEH REGISTRAT: TRAILERS | - | - |
| 643008 | WTP: TRAILERS | - | - |
| 652100 | MAINT PURIF EQU: TREAT PLANT | - | - |
| 652200 | MAINT PROC EQU: TRT PLANT | 6,125.61 | 6,914.53 |

| | | | |
|--------|--|-------------------|-------------------|
| 652201 | MAINT PROC EQ: TP SLUDGE REMOV | 28,552.94 | 24,347.65 |
| 652220 | MAINT OF PROC EQ: SCADA & OTHR | 767.72 | 1,110.49 |
| 652221 | MAINT PROC EQUIP:SCADA-COM SYS | 3,997.66 | 744.39 |
| 926610 | TRAINING EDUCATIONAL SEMINARS | 1,567.61 | 1,289.42 |
| 926700 | VAC,HOL, BOOT ALLOW-TRT PLT | 1,749.77 | 12,145.60 |
| | | 348,603.55 | 343,125.44 |
| | <u>Transmission & Distribution Expenses</u> | | |
| 660000 | SUPERINTENDENCE: OPERATIONS | 14,223.21 | 11,560.94 |
| 660300 | OFFICE SALARIES & WAGES: OPS | 16,360.08 | 13,561.08 |
| 662003 | MISC GEN EXPENSE/OPERATIONS | 8,383.56 | 3,707.50 |
| 662004 | MISC T&D MATERIALS & SUPPLIES | 171.06 | 815.90 |
| 662005 | MISC GEN EXP: OPS DOT PHYSICAL | 1,214.57 | 2,261.98 |
| 662006 | TRAINING UNION | 594.42 | 530.76 |
| 663100 | METER OPERATING LABOR & EXP | 9,251.27 | 12,930.49 |
| 663101 | MOLE: METER REMOVAL | 473.98 | - |
| 663102 | MOLE: DPAC | - | - |
| 663200 | METER OPER LABOR & EXP-COM SYS | - | - |
| 663201 | MOLE:METER REMOVAL-COMM SYSTEM | - | - |
| 664200 | OTHER EXPENSE ON CUST PREMISIS | 292.80 | 1,467.05 |
| 664201 | OTHER EXP ON CUST PREM-COM SYS | - | - |
| 665000 | STORES EXPENSE | 4,294.70 | 3,358.40 |
| 665087 | TRANS/EXP CONST/MAINT VEH #87 | - | - |
| 665100 | SMALL TOOLS EXPENSE | 1,476.63 | 1,831.39 |
| 665101 | OPS - UNION TRUCKS | 3,392.40 | 9,361.78 |
| 665102 | OPS - NON-UNION VEHICLES | 1,491.85 | (867.34) |
| 665103 | OPS - BOOM TRUCK | - | - |
| 665104 | OPS - BACKHOES | 2,617.08 | 2,621.79 |
| 665105 | OPS - DUMP TRUCKS | 1,037.43 | 4,227.67 |
| 665106 | NORTH COUNTRY - UNION TRUCKS | - | 339.80 |
| 665107 | NORTH COUNTRY - NON-UNION VEH | - | 226.93 |
| 665108 | OPS - TRAILERS | - | 129.90 |
| 665110 | OPS-VEH REGISTRAT:NON-UNION VE | - | - |
| 665111 | OPS-VEH REGISTRAT:UNION TRUCKS | - | - |
| 665112 | OPS-VEH REGISTRAT: BOOM TRUCK | - | - |
| 665113 | OPS-VEH REGISTRAT: BACKHOES | - | - |
| 665114 | OPS-VEH REGISTRAT: DUMP TRUCKS | - | - |
| 665115 | OPS-VEH REGISTRAT:NC-NON-UNION | - | - |
| 665116 | OPS-VEH REGISTRAT: NC-UNION | 441.72 | - |
| 665117 | OPS-VEH REGISTRAT: TRAILERS | - | - |
| 665118 | OPS-VEH REGISTRATION:COMPRESS | - | - |
| 665119 | OPS: REGISTRATION-NC TRAILERS | - | - |
| 665200 | TRANS/EXP PAC MAINT VEH #200 | - | - |
| 665201 | TRANS/EXP PAC VEHICLE #201 | - | - |
| 665250 | TRANS/EXP: MISCELLANEOUS | 8,991.27 | 3,697.31 |
| 665400 | FUEL PURCHASED: GAS/DIESEL | 12,291.15 | 10,105.06 |
| 665410 | MOTOR OIL | - | - |
| 665480 | VACTOR MACHINE | - | - |
| 665500 | COMPRESSOR EXPENSE | - | - |
| 665700 | TRANS/EXP: CREDITS | - | - |
| 665701 | TRANS/EXP TRUCK (CREDIT) | (41,745.75) | (32,775.00) |
| 665702 | TRANS/EXP BACKHOE (CREDIT) | (6,284.25) | (3,686.00) |
| 665703 | TRANS/EXP COMPRESSOR (CREDIT) | (655.50) | (114.00) |

| | | | |
|--------|--------------------------------|-------------------|-------------------|
| 665999 | INVENTORY ADJUSTMENT | - | - |
| 662007 | EMPLOYEE RELATIONS | - | - |
| 673001 | MAINT MAINS: REPAIRS | 25,282.91 | 11,522.72 |
| 673002 | MAINT MAINS: GATE PROGRAM | 7,010.24 | 4,100.66 |
| 673003 | MAINT MAINS: FLUSHING LN | 253.28 | 736.66 |
| 673004 | MAINT GATES: INSPECTION | 9,657.77 | 10,400.54 |
| 673010 | MAINT MAINS:REPAIRS-COMM SYS | - | - |
| 673012 | MAINT MAINS:GATE PROG-COMM SYS | - | - |
| 673013 | MAINT MAINS:FLUSHING-COMM SYS | - | - |
| 673111 | UNION LABOR: CLEARING | 376.64 | (1,816.84) |
| 673140 | MAINT GATES-INSPECTIONS-COMSYS | - | - |
| 673222 | CONTRACTOR: CLEARING | 24,902.87 | (21,346.91) |
| 673900 | MAINT OF MAINS: W HOLLIS PRV | 14.86 | 14.89 |
| 675000 | MAINTENANCE: SERVICES | 28,063.68 | 19,213.84 |
| 675001 | MAINT: SERVICES - COMM SYSTEMS | - | - |
| 676000 | MAINTENANCE: METERS | 2,391.76 | 1,263.96 |
| 676001 | MAINT: METERS - COMM SYSTEMS | - | - |
| 677000 | MAINTENANCE: HYDRANTS | 67.24 | - |
| 677001 | MAINTENANCE: HYDRANTS-REPAIRS | 11,000.36 | 3,511.14 |
| 677002 | MAINTENANCE: HYDRANTS-PAINTING | - | - |
| 677003 | MAINTENANCE: HYDRANTS-INSPECTN | 3,405.75 | - |
| 677011 | MAINT: HYDRANTS-COMM SYSTEMS | - | - |
| 677012 | MAINT HYDRANTS:PAINT-COMM SYS | - | - |
| 662100 | PWW-DUTY PAY (WTP) | 4,262.00 | 3,976.93 |
| 677013 | MAINT HYDRANTS:INSPECT-COM SYS | - | - |
| 678000 | MONITOR CONTRACTORS MARKING | 8,956.25 | 6,193.00 |
| 678001 | MONITOR CONTR MARKING-COMM SYS | - | - |
| 678950 | MAINT: MISC GENERAL EQUIPMENT | 3,884.64 | 1,536.38 |
| 921200 | RENTAL EXP PARKING: WILL ST | - | - |
| 921300 | OFFICE SUPPLY & EXP- WILL ST | 1,072.09 | 1,199.80 |
| 921310 | OFFICE EXPENSE: WILL ST-GAS | 2,622.99 | 1,429.06 |
| 921320 | OFFICE EXPENSE: WILL ST-ELECT | 3,822.40 | 3,302.95 |
| 921330 | OFFICE EXPENSE: WILL ST-PHONE | 3,322.30 | 3,631.97 |
| 926002 | EMP BENEFIT-BOOTS,VAC,HOL-OPS | 24,582.50 | 17,924.42 |
| 950120 | MAINTENANCE: GARAGE | 18,833.08 | 12,777.77 |
| 950130 | MAINTENANCE: METER SHOP | - | - |
| | | 222,099.29 | 124,866.33 |

Engineering Expense

| | | | |
|--------|--------------------------------|-------------------|------------------|
| 660001 | ENGINEERING VEHICLES | 549.15 | 3,768.94 |
| 660002 | ENGINEERING - FUEL PURCHASED | 1,077.49 | 1,505.69 |
| 660003 | ENGINEERING-VEH REGISTRATION | - | - |
| 660200 | SALARIES & WAGES - ENGINEERING | 96,918.40 | 88,141.54 |
| 662001 | ENGINEERING DEPT: EXPENSE | 1,789.05 | 1,253.35 |
| | | 100,334.09 | 94,669.52 |

Customer Accounts & Collection Expenses

| | | | |
|--------|--------------------------------|----------|----------|
| 902000 | CUSTOMER ORDS: COLLECTIONS | 3,403.60 | 3,871.79 |
| 903000 | CUSTOMER ORDS: COLLECTIONS | 258.50 | 667.50 |
| 902001 | METER READING | 5,264.37 | 3,801.39 |
| 902002 | WATER BAN: COMMUNITY SYSTEMS | - | - |
| 902003 | EMPLOY BENEF-BOOTS/VACA/HOL-CS | 363.38 | 479.76 |
| 902004 | SICK - CUST SERVICE - UNION | 777.20 | - |
| 903004 | SICK - CUST SERVICE - UNION | - | - |

| | | | |
|--------|----------------------------------|------------------|------------------|
| 902010 | CUST ORDS:COLLECTIONS-COM SYS | - | - |
| 902011 | METER READING: COMM SYSTEMS | - | - |
| 902096 | METER READING-EXCEPT: COMM SYS | - | - |
| 902097 | METER READING-TRANSF: COMM SYS | - | - |
| 902098 | METER READING: TRANSFERS | - | - |
| 902099 | METER READING: EXCEPTIONS | - | - |
| 902100 | BILLING & ACCOUNTING | - | - |
| 903100 | BILLING & ACCOUNTING | 27,337.73 | 26,197.07 |
| 902400 | WATER BAN | - | - |
| 903003 | EMPLOYEE BENEFITS:BOOTS/VACATION | 268.00 | 24.36 |
| 904000 | UNCOLLECTABLE ACCOUNTS | 2,346.89 | 2,883.72 |
| | | 40,019.67 | 37,925.59 |

Administrative and General Expense

| | | | |
|--------|---------------------------------|-------------|-------------|
| 920000 | SALARIES & WAGES - ADMIN | 16,790.49 | 14,319.54 |
| 920001 | WAGES: REVENUE & CUSTOMER OPER | 80,817.01 | 70,788.97 |
| 920002 | SALARIES & WAGES: ACCOUNTING | 71,655.60 | 53,666.92 |
| 920003 | SALARIES & WAGES: IS | 44,608.86 | 31,841.50 |
| 920004 | SALRIES & WAGES: PWS | 12,389.59 | 11,360.11 |
| 920005 | SALARIES & WAGES: PWS ADMIN | - | - |
| 920100 | OFFICERS SALARIES & WAGES | 45,286.18 | 36,238.26 |
| 920200 | OFFICER'S SALARIES TRXF OUT | - | - |
| 921000 | OFFICE SUPPLIES & EXPENSE | 5,774.62 | 4,026.79 |
| 921001 | TRANS/EXP MAIN OFFICE - VEH #1 | - | - |
| 921002 | SENIOR MANAGEMENT VEHICLES | 165.33 | - |
| 921003 | SENIOR MGMT - FUEL PURCHASED | 268.27 | 290.78 |
| 921004 | SENIOR MGMT-VEH REGISTRATION | - | - |
| 921130 | OFFICE EQUIP: RENTAL/LEASE EXP | 3,635.66 | 549.74 |
| 921131 | VEHICLE LEASES | - | - |
| 921133 | IT VEHICLE EXPENSE-FUEL | 41.52 | 31.70 |
| 921134 | IT VEHICLE EXPENSE-REGISTRATION | - | - |
| 921132 | IT VEHICLE EXPENSE | - | - |
| 921140 | COURIER & EXPRESS MAIL EXPENSE | 41.41 | - |
| 921150 | RENTAL EXPENSE: HECOP III | 26,764.38 | 26,764.38 |
| 921160 | OFFICE EXP: MANCHESTR ST-PHONE | 2,002.97 | 2,470.34 |
| 921170 | OFFICE EXPENSE: MANCH ST ELECT | 3,020.95 | 2,898.08 |
| 922000 | MISC EXP: TRNSF-CR (OVERHEAD) | (53,774.54) | (31,126.45) |
| 922200 | LABOR: OVERHEAD | (91,389.19) | (79,743.96) |
| 923000 | OUTSIDE SERVICES | 26,089.44 | 52,203.05 |
| 924000 | INSURANCE EXPENSE | 43,392.05 | 43,398.03 |
| 926001 | OFFICER'S LIFE INSURANCE | 386.19 | 386.19 |
| 926100 | SICKNESS & FUNERAL PAY | 16,267.30 | 11,157.55 |
| 926200 | PENSION- DB PLAN | 112,231.08 | 112,231.08 |
| 926250 | GROUP PENSION: 401K | 25,152.99 | 19,266.25 |
| 926255 | EARLY RETIREE HEALTH EXPENSE | - | - |
| 926260 | POST-65 RETIREMENT HEALTH EXP | 21,619.33 | 21,619.33 |
| 926300 | EMPLOYEE SERVICE AWARDS | - | - |
| 926400 | GROUP HEALTH INSURANCE | 148,173.98 | 142,901.15 |
| 926401 | HEALTH INSURANCE:OPT OUT | - | 125.00 |
| 926410 | GROUP DENTAL | 16,536.03 | 16,199.85 |
| 926420 | GROUP LIFE/DISABILITY INSURANC | 2,994.50 | 3,045.50 |
| 926440 | EMPLOYEE BENEFITS/ SECTION 125 | - | - |
| 926500 | MISC EMPLOYEE BENEFITS | 4,364.64 | 1,732.33 |

| | | | |
|--------|---|---------------------|--------------------|
| 926501 | MISC EMPLOYEE BENEFITS-WELLNESS | - | - |
| 926502 | MISC EMPLOYEE BENEFITS-ACTIVITIES | - | - |
| 926503 | MISC EMPLOYEE BENEFITS-SAFETY | 950.00 | 310.00 |
| 926505 | EMPLOYEE RELATIONS | - | - |
| 926600 | TUITION REIMBURSEMENTS | 6,510.00 | - |
| 926610 | TRAINING EDUCATIONAL SEMINARS | 1,180.00 | 1,305.00 |
| 926801 | SUP BEN: SUP EXE RETIRE PLAN | - | - |
| 928000 | REGULATORY COMMISSION EXPENSE | 10,575.67 | 10,575.67 |
| 930100 | MEETINGS & CONVENTIONS | 915.00 | 5,299.70 |
| 930101 | MEMBERSHIPS | 3,833.91 | 3,698.91 |
| 930102 | LICENSING FEES | 1,565.83 | 465.83 |
| 930200 | PUBLIC RELATIONS | - | 429.65 |
| 930300 | MEALS | 390.09 | 610.33 |
| 930400 | MISCELLANEOUS GENERAL EXPENSE | 28.08 | 141.00 |
| 930405 | MISC GEN EXP: RECRUITMENT FEES | 396.00 | 384.71 |
| 930410 | CHARITABLE CONTRIBUTIONS | - | - |
| 950100 | MAINTENANCE: OFFICE PROPERTY | 175.00 | 100.00 |
| 950110 | MAINTENANCE: MANCHESTER STREET | 3,191.24 | 1,156.40 |
| 950200 | MAINT: OFFICE FURNT & EQUIP | - | - |
| 950300 | MAINT: COMMUNICATION EQUIP | 1,831.54 | 1,831.54 |
| 950400 | MAINT: MISC GENERAL EQUIP | - | - |
| 950500 | MAINT: COMPUTER EQUIPMENT | 38,206.30 | 38,754.16 |
| | | 655,055.30 | 633,704.91 |
| | <u>Inter Div Management Fee</u> | | |
| 930500 | INTERCOMPANY MGMT FEE: PCP | 21,529.00 | 16,346.00 |
| 930510 | INTCO MGMT FEE:TSC/PWS/PAC/PEU | (306,018.00) | (283,463.00) |
| 930520 | INTERCO MGT:INSIDE GEN COUNSEL | - | - |
| | Total Operating Expenses | 1,081,622.90 | 967,174.79 |
| | <u>Depreciation Expense</u> | | |
| 403000 | DEPRECIATION EXPENSE | 477,168.48 | 475,101.48 |
| 406100 | AMORT OF BON TERRAIN ACQ ADJ | (849.62) | (849.62) |
| 406101 | AMORT OF SOUHEGAN WDS ACQ ADJ | (1,402.52) | (1,402.52) |
| | | 474,916.34 | 472,849.34 |
| | <u>Amortization Expense: CIAC</u> | | |
| 405300 | AMORTIZATION EXPENSE: CIAC | (58,963.83) | (59,026.51) |
| | | (58,963.83) | (59,026.51) |
| | <u>Amortization Expense</u> | | |
| 407320 | AMORT EXP - DEFERRED CHARGES | 11,563.03 | 11,563.03 |
| 407100 | AMORT: ACQUISITION PREMIUM | 149,557.65 | 152,827.95 |
| | | 161,120.68 | 164,390.98 |
| 414000 | GAIN FROM ARRA LOAN FORGIVNESS | (4,493.73) | (4,493.73) |
| 414100 | GAIN ON DISP/UTIL PROP-PAPP ND | - | - |
| 921161 | RENT EXP-HECOP III FITUP ALLOW | - | - |
| | <u>Taxes Other than Income Tax</u> | | |
| 408110 | LOCAL PROPERTY TAXES | 365,531.14 | 365,531.14 |
| 408120 | MEDICARE TAX EXPENSE | 10,338.93 | 9,412.67 |
| 408121 | FICA TAX EXPENSE | 44,151.87 | 40,247.34 |

| | | | |
|--------|--|--------------------------|----------------------------|
| 408122 | FUTA TAX EXPENSE | 3,000.28 | 535.51 |
| 408123 | SUTA TAX EXPENSE - NH | 2,105.17 | 2,230.32 |
| 408125 | SUTA TAX EXPENSE - MASS | 489.83 | 327.81 |
| 408130 | NH BET TAXES | - | - |
| 408126 | EXCISE TAXES | - | - |
| | | 425,617.22 | 418,284.79 |
| | <u>Income Tax</u> | | |
| 409102 | PROV/FED INC TAX/CURRENT | 37,530.50 | 6,991.73 |
| 409113 | PROVS FOR NH BUS PRFTS TAX CUR | 15,329.66 | 2,855.83 |
| 409120 | MASS EXERCISE TAX | - | - |
| 410102 | PROV/FED INC TAX/DEFERRED | - | - |
| 410113 | PROV NH INCOME TAX DEFERRED | - | - |
| 410120 | PROV MA INCOME TAX DEFERRED | - | - |
| 411000 | AMORT OF REGULATORY LIABILITY | - | - |
| 412000 | INVESTMENT TAX CREDITS | (2,753.00) | (2,753.00) |
| | | 50,107.16 | 7,094.56 |
| | Total Operating Deducts | 2,129,926.74 | 1,966,274.22 |
| | Net Operating Income | 280,416.91 | 136,297.85 |
| | <u>Non-Operating Revenue Deductions</u> | | |
| 421000 | MISC NON-UTILITY INCOME | - | - |
| 426000 | NON-OPERATING REVENUE DEDUCTS | - | - |
| 426001 | MISCELLANEOUS NON-UTILITY EXP | - | - |
| | Other Income | - | - |
| 420000 | AFUDC-INTEREST(DEBT) COMPONENT | (1,037.00) | (1,080.00) |
| 420100 | AFUDC - EQUITY COMPONENT | (663.00) | (691.00) |
| | | (1,700.00) | (1,771.00) |
| | <u>Interest Expense</u> | | |
| 427300 | INTEREST EXP: BONDS & NOTES | 300,960.19 | 276,561.45 |
| 427200 | LINE OF CREDIT INTEREST | - | - |
| 427325 | INTEREST EXP:DEBT SERVICE COST | - | - |
| 428000 | AMORTIZATION OF DEBT EXPENSE | 24,850.05 | 24,850.04 |
| 428001 | AMORT OF ORIGINAL ISSUE DISCNT | - | - |
| 428002 | AMORTIZATION OF DISCOUNT ON BONDS | - | - |
| 429000 | AMORTIZATION: PREMIUM ON DEBT | (9,826.84) | (9,826.84) |
| 427115 | INTERCOMPANY INTEREST | (28,248.00) | (29,743.08) |
| 419000 | INTEREST INCOME | - | - |
| | Total Interest | 287,735.40 | 261,841.57 |
| | Net Income (Or Loss) - MTD | <u>(5,618.49)</u> | <u>(123,772.72)</u> |
| | Net Income (Or Loss) - YTD | <u>(5,618.49)</u> | <u>(129,391.21)</u> |

Pennichuck Water Works, Inc

Profit & Loss Statement

For the Twelve Months Ended December 31, 2018

1,472,291.86

| Mar-18 | Apr-18 | May-18 | Jun-18 | Jul-18 | Aug-18 |
|---------------------|---------------------|---------------------|---------------------|---------------------|---------------------|
| (1,946,743.48) | (1,735,688.34) | (1,774,890.63) | (2,701,795.63) | (3,051,301.14) | (2,950,292.04) |
| - | (9,159.22) | (16,819.09) | (5,183.35) | (5,037.68) | (5,012.33) |
| 276,075.00 | (167,700.00) | (285,460.00) | (192,047.00) | (846,993.00) | (93,085.00) |
| - | 9,159.22 | 16,819.09 | 5,183.59 | 5,038.54 | 5,012.33 |
| (644,085.98) | (644,085.98) | (644,085.98) | (644,085.98) | (644,085.98) | (644,085.98) |
| 644,085.98 | 644,085.98 | 644,085.98 | 644,085.98 | 644,085.98 | 644,085.98 |
| (386,797.00) | (386,306.04) | (386,618.17) | (393,861.90) | (387,791.36) | (387,722.79) |
| 2,057,465.48 | 2,289,694.38 | 2,446,968.80 | 3,287,704.29 | 4,286,084.64 | 3,431,099.83 |
| - | - | (783.00) | (1,053.00) | (405.00) | - |
| (16,932.85) | (27,708.94) | (37,174.89) | (13,349.56) | (18,507.82) | (23,602.35) |
| - | - | - | - | - | - |
| (9,200.00) | (5,436.00) | (8,443.00) | (11,644.00) | (8,857.00) | (9,223.00) |
| 17,590.02 | 1,205.33 | 16,394.41 | 8,190.70 | 11,343.87 | 12,484.88 |
| (952.16) | (980.72) | (980.72) | (980.72) | (980.72) | (980.72) |
| (8,813.54) | (8,827.08) | (8,836.76) | (8,850.30) | (8,860.37) | (8,865.78) |
| 18,308.53 | 41,747.41 | 39,040.96 | 26,633.88 | 25,862.04 | 30,186.97 |
| 2,075,774.01 | 2,331,441.79 | 2,486,792.76 | 3,315,391.17 | 4,312,351.68 | 3,461,286.80 |
| 3,347.42 | 3,223.86 | 4,697.26 | 5,433.04 | 4,846.70 | 6,285.10 |
| 1,263.05 | 138.96 | 515.50 | 1,450.50 | 2,494.00 | 1,637.00 |
| 746.50 | 837.87 | 1,418.46 | 1,212.48 | 1,701.59 | 1,474.84 |
| 230.72 | 230.72 | 230.72 | 406.89 | 406.89 | 406.89 |
| 27,618.14 | 11,972.37 | 11,972.37 | 19,034.47 | 15,940.84 | 15,940.84 |
| 955.12 | 955.12 | 1,022.76 | 1,022.76 | 1,022.76 | 971.36 |
| (3,953.77) | 845.73 | 1,701.23 | 3,687.73 | 6,689.23 | 6,819.73 |
| 107.67 | 107.67 | 747.87 | 747.87 | 747.87 | 1,303.42 |
| 4,636.98 | 9,990.78 | 9,990.78 | 9,990.78 | 16,143.78 | 16,143.78 |
| 3,669.53 | 3,447.73 | 3,780.43 | 13,650.53 | 12,874.23 | 17,864.73 |
| 655.77 | 960.80 | 960.80 | 960.80 | 765.28 | 765.28 |
| 379.83 | 379.83 | 471.62 | 471.62 | 471.62 | 444.42 |
| - | 1,775.00 | - | - | 648.75 | - |
| - | 295.96 | 1,116.65 | 2,199.00 | (3,002.41) | - |
| 634.42 | 1,042.24 | 1,461.16 | 1,831.16 | 927.14 | 1,744.56 |
| 18,274.83 | 20,553.82 | 20,894.94 | 18,370.78 | 18,367.42 | 30,007.83 |
| 35,052.91 | 33,494.57 | 36,269.80 | 34,676.78 | 34,339.46 | 35,498.23 |
| 38,046.60 | 39,330.72 | 55,781.32 | 71,585.55 | 80,336.07 | 65,092.56 |
| 304.52 | 284.32 | (432.22) | 165.42 | 165.90 | 201.32 |
| 14.89 | 27.59 | 73.70 | 184.37 | 178.71 | 186.89 |
| 211.42 | 98.65 | 143.35 | 96.29 | 104.30 | 93.86 |
| - | - | - | - | - | - |
| 340.18 | 393.39 | 341.85 | 270.89 | 177.29 | 156.01 |

| | | | | | |
|-----------|-----------|-----------|-----------|-----------|-----------|
| 660.09 | 700.47 | 303.30 | 343.35 | 1,390.69 | 609.81 |
| 2,067.59 | 2,329.38 | 2,216.95 | 2,539.23 | 3,163.02 | 2,817.80 |
| 719.72 | 768.90 | 663.24 | 636.80 | 568.51 | 458.32 |
| - | - | - | - | - | - |
| 571.01 | 568.28 | 323.86 | 509.37 | 476.34 | 617.29 |
| - | - | - | - | - | - |
| 604.10 | 669.97 | 904.22 | 510.80 | 581.24 | 494.05 |
| 615.92 | 662.29 | 873.41 | 418.81 | 426.45 | 391.08 |
| 978.46 | 903.44 | 679.47 | 823.93 | 790.17 | 988.80 |
| 689.97 | 875.21 | 566.65 | 470.05 | 519.79 | 508.13 |
| 407.65 | 532.67 | 426.40 | 601.56 | (36.41) | 184.92 |
| 1,400.37 | 1,280.46 | 1,098.63 | 18,797.10 | 32,307.74 | 13,446.74 |
| 51.67 | 56.79 | 57.62 | 56.07 | 56.18 | 460.85 |
| 6,847.70 | 6,873.67 | 7,188.49 | 9,233.47 | 9,778.84 | 6,757.10 |
| 833.11 | 852.30 | 951.85 | 362.16 | 909.68 | 535.88 |
| 558.42 | 255.89 | 474.77 | 419.75 | 477.29 | 454.73 |
| 981.77 | 1,116.64 | 1,184.48 | 1,734.30 | 1,774.24 | 2,320.01 |
| - | - | - | - | - | - |
| 575.39 | 690.75 | 1,029.18 | 1,051.68 | 1,447.11 | 1,145.43 |
| 454.48 | 410.18 | 676.67 | 830.47 | 813.41 | 765.26 |
| 880.25 | 928.51 | 1,129.14 | 676.35 | (13.86) | 435.96 |
| 407.51 | 504.98 | 287.43 | 491.91 | 467.41 | 397.16 |
| 264.09 | 251.42 | 164.67 | 289.78 | 278.12 | 212.39 |
| 936.42 | 1,179.49 | 1,315.18 | 2,435.82 | 2,639.64 | 2,856.91 |
| 490.56 | 512.22 | 431.54 | 319.79 | 311.51 | 460.83 |
| 444.35 | 444.35 | 2,318.86 | 1,928.34 | 1,803.37 | 1,921.46 |
| 592.22 | 744.81 | 442.90 | 531.83 | 705.69 | 607.20 |
| 663.94 | 1,062.32 | 563.45 | 827.19 | 831.75 | 783.58 |
| 1,093.43 | 1,174.64 | 1,846.89 | 3,021.29 | 3,277.73 | 3,091.22 |
| 504.19 | 520.64 | 400.89 | 281.88 | 273.84 | 312.24 |
| 1,210.38 | 1,210.38 | 1,255.75 | 1,655.84 | 1,816.91 | 1,704.28 |
| 660.09 | 640.55 | 293.29 | 581.12 | 423.75 | 346.97 |
| 1,051.96 | 1,051.96 | 419.31 | 3,254.77 | 8,070.48 | 8,737.91 |
| 337.24 | 362.51 | 263.85 | 254.19 | 237.50 | 237.29 |
| 724.20 | 767.52 | 590.23 | 421.62 | 462.93 | 411.73 |
| 396.57 | 401.96 | 399.78 | 177.69 | 293.50 | 376.03 |
| 1,456.58 | 1,634.77 | 1,647.01 | 3,380.07 | 2,103.25 | 1,768.11 |
| 633.86 | 1,016.18 | 557.42 | 1,134.45 | 1,263.18 | 982.58 |
| 198.25 | 318.77 | 205.78 | 202.42 | 199.96 | 205.07 |
| 854.79 | 792.93 | 531.55 | 433.18 | 430.33 | 435.19 |
| 247.01 | 239.31 | 174.02 | 1,077.52 | 1,635.13 | 1,326.29 |
| 868.66 | - | 434.33 | 434.33 | 434.33 | 434.33 |
| 24,791.80 | 23,739.04 | 24,275.12 | 23,735.76 | 24,724.44 | 23,999.92 |
| 1,819.55 | 2,082.49 | 1,203.53 | 1,996.37 | 1,777.40 | 3,485.65 |
| 4,585.19 | 4,143.00 | 2,559.41 | 642.53 | 544.65 | 543.01 |
| 2,104.32 | 1,297.56 | 2,924.42 | 2,236.81 | 2,319.33 | 2,319.85 |
| 624.23 | 270.71 | 274.08 | 80.43 | 237.01 | 322.52 |
| 945.00 | 638.91 | 2,022.14 | 573.64 | 867.45 | 994.96 |
| - | - | 32.25 | - | - | - |
| - | - | - | - | - | - |
| 2,539.20 | 3,081.92 | 1,712.18 | 9,752.31 | 3,130.69 | 1,741.05 |
| - | - | 49.25 | - | - | - |

| | | | | | |
|-------------|-------------|-------------|-------------|-------------|-------------|
| - | - | - | - | - | - |
| - | - | - | - | - | - |
| 1,858.42 | 387.45 | 4,162.73 | 15,177.27 | 2,315.03 | 9,734.86 |
| 6,085.17 | - | - | 801.39 | - | 220.87 |
| - | - | - | - | - | - |
| - | - | - | - | - | - |
| 112.79 | 112.65 | 123.92 | 123.92 | 123.86 | 123.86 |
| 46.34 | 46.29 | 50.93 | 50.93 | (14.59) | - |
| 1,597.98 | - | 563.77 | - | - | - |
| 791.85 | 644.51 | 140.76 | 181.48 | 175.01 | 164.81 |
| 3,056.00 | 2,815.72 | 3,116.65 | 2,891.72 | 2,865.72 | 1,682.00 |
| 21,076.73 | 12,349.48 | 18,679.44 | 13,051.04 | 12,261.00 | 17,932.04 |
| 4,514.13 | 5,429.27 | 9,252.20 | 9,338.50 | 7,557.30 | 6,714.73 |
| 2,389.14 | 2,303.79 | 3,874.72 | 5,235.22 | 6,074.67 | 5,260.26 |
| 33.12 | 18.40 | 33.12 | 55.20 | 55.20 | 51.52 |
| 20,504.33 | 19,791.37 | 29,100.76 | 41,319.96 | 43,361.59 | 37,796.30 |
| - | - | - | - | - | - |
| 890.18 | 623.12 | 1,068.21 | 1,335.26 | 1,513.30 | 1,246.25 |
| - | - | - | - | - | - |
| 4,087.04 | 2,807.19 | 4,673.93 | 5,883.07 | 6,045.71 | 5,309.51 |
| - | - | 106.07 | - | 35.36 | - |
| - | - | - | - | - | - |
| - | - | - | - | 6,075.00 | - |
| 1,955.23 | 1,298.52 | 3,187.27 | 3,010.20 | 4,009.93 | 2,889.51 |
| - | - | - | - | - | - |
| - | - | - | - | - | - |
| - | - | - | - | - | - |
| 24,442.93 | 22,816.33 | 34,049.63 | 47,701.57 | 51,212.84 | 47,932.07 |
| - | - | - | - | - | - |
| - | - | - | - | - | - |
| - | - | - | - | - | - |
| 407.80 | 314.42 | 432.35 | 707.53 | 510.99 | 550.30 |
| - | 137.17 | - | - | - | - |
| 34.10 | - | 16.55 | 49.61 | 22.03 | 44.17 |
| 464.35 | 544.52 | 531.25 | 531.24 | 358.59 | 743.74 |
| 515.34 | 309.20 | 824.54 | 1,339.88 | 1,133.71 | 1,236.80 |
| 20,454.94 | 21,517.17 | 19,836.47 | 20,029.17 | 17,351.28 | 12,311.31 |
| - | - | - | - | - | - |
| 3,132.88 | 10,347.07 | 11,426.51 | 8,326.46 | 6,392.65 | 5,598.24 |
| - | - | - | - | 357.13 | - |
| 1,603.40 | 550.50 | 2,237.70 | 639.20 | 5,976.60 | 5,551.85 |
| 1,036.40 | 702.00 | 673.00 | 1,519.40 | 1,276.40 | 7,239.40 |
| 135.40 | 417.07 | 336.48 | 1,514.99 | 1,020.33 | (157.08) |
| 1,497.32 | 1,661.06 | 1,244.70 | 3,660.91 | 803.62 | 2,793.44 |
| 713.48 | 11,267.02 | 8,083.69 | 8,569.83 | 8,227.53 | 9,112.49 |
| (25,597.00) | (22,990.00) | (30,483.75) | (27,373.50) | (27,571.50) | (27,412.00) |
| - | - | - | - | - | - |
| - | - | - | - | 986.00 | - |
| - | - | - | - | - | - |
| - | - | - | - | - | - |
| - | - | - | - | - | - |
| 10,245.70 | 13,891.67 | 8,592.70 | 9,626.58 | 9,454.45 | 8,329.57 |

| | | | | | |
|-------------------|-------------------|-------------------|-------------------|-------------------|-------------------|
| 25,932.74 | 24,792.63 | 33,380.72 | 45,233.66 | 46,562.62 | 39,129.57 |
| 822.61 | 3,395.33 | 743.52 | 3,840.08 | 2,930.67 | 2,643.37 |
| 454.40 | 559.25 | 2,891.99 | 4,497.64 | 946.06 | 997.27 |
| 2,814.75 | 3,871.50 | 2,598.33 | 6,589.29 | 484.01 | 508.27 |
| 5,556.03 | 12,405.69 | 10,540.13 | 29,995.38 | 29,597.95 | 11,731.44 |
| 347,546.01 | 356,086.20 | 409,596.18 | 555,071.92 | 563,827.18 | 515,457.28 |
| 18,830.99 | 20,707.18 | 22,679.27 | 19,839.04 | 20,052.57 | 28,501.36 |
| 19,065.52 | 18,691.91 | 19,567.22 | 18,546.19 | 19,528.43 | 22,108.03 |
| 7,624.65 | 3,768.56 | 8,007.30 | 6,255.79 | 3,858.97 | 7,051.87 |
| 1,459.10 | 2,975.81 | 762.42 | 223.72 | 4,620.17 | 1,814.80 |
| 548.83 | 725.10 | 310.36 | 597.20 | 112.20 | - |
| 6,584.83 | 14,216.44 | 2,801.57 | 1,466.01 | 1,036.88 | 1,138.30 |
| 13,064.99 | 14,954.92 | 8,505.12 | 9,717.09 | 18,213.41 | 28,776.34 |
| 412.55 | 2,297.15 | 3,167.08 | 164.77 | 260.30 | 382.62 |
| 337.78 | - | 268.80 | - | - | - |
| - | - | - | - | - | - |
| - | - | - | - | - | - |
| 501.42 | 4,435.92 | 1,690.92 | 464.82 | 570.96 | 1,394.46 |
| - | - | - | - | - | - |
| 4,542.51 | 4,594.32 | 4,582.80 | 4,440.49 | 3,530.90 | 4,690.00 |
| - | - | - | - | - | - |
| 3,337.50 | 186.12 | 4,169.10 | 4,870.00 | 658.35 | 4,787.13 |
| 8,154.75 | 5,153.43 | 6,053.60 | 5,284.52 | 15,566.71 | 4,036.33 |
| 194.32 | - | 1,260.96 | - | 187.94 | 1,466.17 |
| - | - | - | - | - | - |
| 618.76 | 9,632.05 | 1,133.21 | 524.95 | 96.03 | 1,597.25 |
| 2,453.88 | (11,704.47) | 1,802.54 | 32,977.58 | - | 701.91 |
| 92.86 | 692.77 | 296.94 | 1,048.81 | 1,181.55 | 314.75 |
| - | - | 1,036.20 | - | 3,214.24 | 921.34 |
| - | - | - | 357.54 | 776.52 | - |
| - | - | - | - | - | - |
| - | - | 703.48 | - | - | - |
| - | - | - | - | - | - |
| - | - | - | - | - | - |
| - | - | - | - | - | - |
| - | - | - | - | - | - |
| - | - | - | - | - | - |
| - | - | - | - | - | - |
| - | - | - | - | - | - |
| - | - | - | - | - | - |
| - | - | - | - | - | - |
| - | - | - | - | - | - |
| - | - | - | - | - | - |
| - | - | - | - | - | - |
| - | - | - | - | - | - |
| - | - | - | - | - | - |
| - | - | - | - | - | - |
| - | - | - | - | - | - |
| 4,757.27 | 3,066.91 | 9,003.66 | 2,267.02 | 2,897.46 | 5,616.89 |
| - | 20,455.30 | 12,692.00 | 11,789.71 | 11,982.75 | 12,459.57 |
| - | 869.83 | - | 779.27 | 252.75 | 431.28 |
| - | - | - | - | - | - |
| - | - | 162.99 | - | - | - |
| - | - | - | - | - | - |
| (36,753.50) | (44,098.25) | (52,504.25) | (49,485.00) | (45,018.72) | (44,342.25) |
| (4,099.25) | (2,840.50) | (4,607.50) | (6,027.75) | (5,396.00) | (5,025.50) |
| - | (598.50) | (57.00) | (484.50) | (1,524.75) | (3,847.50) |

| | | | | | |
|-------------------|-------------------|-------------------|-------------------|-------------------|-------------------|
| - | 597.04 | (1,531.45) | - | (64.03) | (1,199.45) |
| - | 1,327.82 | - | - | - | 8,306.93 |
| 5,598.32 | 8,979.82 | 3,801.37 | 21,962.28 | 13,704.24 | 20,657.30 |
| 1,791.14 | 5,227.58 | 16,394.76 | 103,789.68 | 71,076.88 | 70,332.53 |
| 1,695.52 | 22,820.77 | 53,267.40 | 6,145.62 | (383.55) | 466.78 |
| 4,509.46 | 11,133.21 | - | 4,432.77 | 7,701.48 | 1,550.48 |
| - | - | - | - | - | - |
| - | - | - | - | - | - |
| - | - | - | - | - | - |
| (7,580.12) | 331.19 | 5,497.07 | (28,731.49) | (6,784.63) | 34,580.31 |
| - | - | - | - | - | - |
| 8,948.78 | 4,082.56 | 12,900.86 | (42,281.72) | 1,311.97 | 18,765.69 |
| 14.89 | 14.89 | 14.89 | 14.89 | 14.89 | 14.89 |
| 18,614.92 | 16,366.52 | 17,605.13 | 38,916.37 | 17,295.23 | 28,420.32 |
| - | - | - | - | - | - |
| 761.11 | 753.80 | 1,318.04 | 966.36 | 542.14 | 922.74 |
| - | - | - | - | - | - |
| - | 5.89 | 154.43 | 3,539.08 | 144.11 | - |
| 7,205.82 | 2,883.27 | 2,006.46 | 4,388.15 | 2,708.46 | 5,423.75 |
| - | - | 374.96 | 5,584.94 | 2,292.88 | - |
| 664.20 | 1,556.98 | 2,697.53 | 7,028.08 | 3,384.03 | 4,994.76 |
| - | - | - | - | - | - |
| - | - | - | - | - | - |
| 3,464.96 | 4,190.00 | 5,248.00 | 4,589.43 | 4,416.00 | 4,114.00 |
| - | - | - | - | - | - |
| 12,097.05 | 14,828.22 | 15,423.92 | 13,058.94 | 14,366.65 | 14,560.57 |
| - | - | - | - | - | - |
| 2,699.63 | 2,762.51 | 2,847.80 | 1,837.70 | 3,090.72 | 6,042.65 |
| - | - | - | - | - | - |
| 1,286.47 | 1,414.45 | 2,258.95 | 1,414.85 | 1,740.73 | 1,474.74 |
| 1,450.27 | 1,255.72 | 561.02 | 383.62 | 297.85 | 254.42 |
| 2,782.89 | 3,173.44 | 2,413.01 | 2,447.71 | 3,042.02 | 3,262.67 |
| 4,063.37 | 2,782.05 | 4,408.00 | 3,762.82 | 3,612.38 | 3,613.28 |
| 11,559.35 | 12,007.57 | 23,026.75 | 57,047.70 | 47,696.80 | 32,195.41 |
| 14,568.22 | 4,486.64 | 7,922.65 | 8,820.65 | 7,578.15 | 7,873.90 |
| - | - | - | - | - | - |
| 147,926.01 | 191,163.94 | 232,100.34 | 284,735.70 | 255,445.02 | 341,603.82 |
| 687.03 | 991.52 | 1,996.88 | 1,389.84 | 204.22 | 2,007.41 |
| 418.96 | 2,064.64 | 1,744.33 | 2,052.73 | 2,358.62 | 2,688.37 |
| - | - | - | - | 1,591.00 | - |
| 90,496.16 | 83,941.82 | 113,998.02 | 101,652.40 | 83,737.00 | 109,692.54 |
| 852.86 | 432.25 | 5,147.10 | 6,092.93 | 11,910.72 | 15,895.84 |
| 92,455.01 | 87,430.23 | 122,886.33 | 111,187.90 | 99,801.56 | 130,284.16 |
| - | - | - | - | - | - |
| 4,556.38 | 2,499.73 | 3,818.44 | 3,317.39 | 3,146.40 | 5,052.40 |
| (2,376.06) | 361.50 | 602.00 | 399.25 | (1,860.15) | 818.75 |
| 4,892.77 | 4,913.69 | 4,136.35 | 5,716.28 | 6,138.30 | - |
| - | - | - | - | - | - |
| 131.36 | 908.56 | 773.90 | 720.96 | 304.90 | 40.20 |
| 428.80 | 643.20 | 294.80 | 259.04 | - | - |
| - | - | - | - | - | - |

| | | | | | |
|------------------|------------------|------------------|------------------|------------------|------------------|
| - | - | - | - | - | - |
| - | - | - | - | - | - |
| - | - | - | - | - | - |
| - | - | - | - | - | - |
| - | - | - | - | 655.18 | 230.54 |
| - | - | - | - | 86.85 | 218.55 |
| - | - | - | - | - | - |
| 20,277.81 | 26,792.89 | 30,845.75 | 27,973.24 | 27,055.57 | 32,069.26 |
| - | - | 280.48 | 776.38 | 3,975.44 | - |
| 29.24 | (59.56) | (47.64) | (34.46) | 16.59 | 76.87 |
| 6,003.66 | 4,165.77 | 1,054.63 | 943.06 | 7,812.81 | 3,475.86 |
| 33,943.96 | 40,225.78 | 41,758.71 | 40,071.14 | 47,331.89 | 41,982.43 |
| 16,045.32 | 17,011.34 | 16,991.10 | 11,330.34 | 15,344.39 | (26,038.08) |
| 79,652.35 | 81,070.30 | 85,045.15 | 79,760.47 | 77,260.25 | 92,913.81 |
| 61,678.86 | 52,494.49 | 63,630.30 | 56,519.90 | 51,663.67 | 61,445.09 |
| 41,126.75 | 44,368.96 | 38,752.30 | 39,050.30 | 36,652.94 | 40,513.97 |
| 10,845.69 | 10,740.90 | 12,723.48 | 11,666.86 | 16,710.82 | 4,231.26 |
| - | - | - | - | - | - |
| 44,628.77 | 52,331.73 | 46,933.86 | 47,327.73 | 32,779.73 | 47,909.45 |
| - | - | - | - | - | - |
| 6,652.60 | 16,666.24 | (933.09) | 4,029.11 | 2,141.50 | 5,424.70 |
| - | - | - | - | - | - |
| 154.01 | 199.91 | 1,462.15 | 563.18 | 136.13 | 202.31 |
| 581.48 | 292.31 | - | 29.40 | 460.43 | 518.38 |
| - | - | - | - | - | - |
| 3,550.24 | 2,905.24 | 9,371.84 | 3,614.62 | 3,422.82 | 2,355.80 |
| - | - | - | - | - | - |
| - | 42.00 | 40.70 | 43.40 | - | 35.00 |
| - | - | - | - | - | - |
| - | - | - | - | - | - |
| 123.76 | - | 141.48 | (131.08) | - | - |
| 26,764.38 | 26,764.38 | 26,764.38 | 26,764.38 | 26,764.38 | 29,472.06 |
| 2,173.84 | 2,485.56 | 2,446.56 | 2,540.49 | 2,734.89 | 2,383.15 |
| 2,614.11 | 3,543.38 | 4,154.43 | 5,382.39 | 6,089.92 | 5,605.73 |
| (22,643.19) | (44,419.38) | (49,670.03) | (62,966.12) | (55,620.66) | (79,387.14) |
| (90,467.83) | (79,812.11) | (101,640.19) | (81,677.46) | (75,168.58) | (71,900.81) |
| 18,573.97 | 35,287.99 | 39,854.29 | 44,858.22 | 23,959.26 | 20,603.55 |
| 43,398.05 | 29,057.05 | 28,604.38 | 43,398.05 | 43,398.05 | 43,984.26 |
| 386.19 | 386.19 | 386.19 | 386.19 | 386.19 | 386.19 |
| 6,858.19 | 9,426.84 | 6,121.81 | (49,831.69) | - | - |
| 112,231.08 | 112,231.08 | 112,231.08 | 112,231.08 | 112,231.08 | 112,231.08 |
| 18,790.76 | 19,485.00 | 25,901.98 | 26,314.28 | 21,589.46 | 25,994.28 |
| - | - | - | - | - | - |
| 21,619.33 | 21,619.33 | 21,619.33 | 21,619.33 | 21,619.33 | 21,619.33 |
| - | - | - | - | - | - |
| 148,278.86 | 156,540.08 | 129,443.93 | 142,581.46 | 157,781.53 | 141,060.78 |
| - | 9,000.00 | - | - | - | - |
| 16,057.93 | 16,146.81 | 16,763.54 | 16,473.20 | 16,982.78 | 16,643.06 |
| 2,994.50 | 2,994.50 | 3,047.50 | 3,072.00 | 3,119.00 | 3,125.00 |
| - | - | - | - | - | - |
| 1,830.57 | 1,310.04 | 365.44 | 2,627.19 | 720.54 | (7,570.39) |

| | | | | | |
|--------------------|---------------------|---------------------|---------------------|---------------------|---------------------|
| 630.70 | (1,105.00) | 6,715.00 | (1,056.52) | (282.08) | (2,770.73) |
| - | - | - | - | - | 948.43 |
| - | 2,162.80 | 713.68 | 1,361.62 | 2,148.62 | 104.74 |
| - | - | - | - | - | - |
| 2,972.84 | - | 4,088.37 | 976.85 | 3,801.00 | - |
| - | 4,016.34 | 708.00 | 2,754.50 | 2,383.98 | 280.00 |
| (5,659.00) | - | - | 13,690.00 | - | - |
| 10,575.66 | 10,575.66 | 10,575.68 | 10,575.66 | 10,575.66 | 3,499.01 |
| 5,343.92 | 5,644.97 | 526.53 | 273.33 | 908.96 | 33.33 |
| 139.98 | 4,262.29 | 3,829.66 | 3,857.62 | 2,463.42 | 3,159.92 |
| 465.82 | 540.83 | 530.83 | 694.28 | 671.95 | 709.00 |
| 913.96 | 2,681.64 | 5,989.22 | 13,011.91 | 887.53 | 535.24 |
| 398.83 | 282.21 | 411.20 | 147.01 | 291.72 | 396.51 |
| 70.00 | 38.94 | 39.00 | 1,962.94 | 3.11 | - |
| 14,898.50 | 1,019.45 | 3,794.78 | 2,152.34 | 525.50 | 8,273.40 |
| - | - | - | - | - | - |
| 100.00 | 100.00 | 100.00 | 100.00 | 100.00 | 100.00 |
| 2,465.25 | 1,728.40 | 1,975.41 | 1,951.59 | 1,934.65 | 3,526.99 |
| - | - | - | - | - | - |
| 1,841.54 | 218.77 | 3,442.95 | 1,825.86 | 1,826.76 | 1,826.76 |
| - | - | - | - | - | - |
| 38,485.47 | 35,090.33 | 49,576.32 | 32,529.36 | 132,697.63 | 34,561.30 |
| 648,144.04 | 667,427.79 | 633,570.52 | 594,385.57 | 704,098.26 | 548,945.72 |
| 24,453.00 | 17,886.00 | 16,863.00 | 17,226.00 | 18,547.00 | 27,168.00 |
| (313,897.00) | (297,599.00) | (343,946.00) | (282,804.00) | (255,022.00) | (265,763.00) |
| - | - | - | - | - | - |
| 980,571.03 | 1,062,620.94 | 1,112,829.08 | 1,319,874.23 | 1,434,028.91 | 1,339,678.41 |
| 475,370.85 | 476,686.49 | 477,825.41 | 478,517.86 | 474,977.64 | 477,187.91 |
| (849.62) | (849.62) | (849.62) | (849.62) | (849.62) | (849.62) |
| (1,402.52) | (1,402.52) | (1,402.51) | (1,402.52) | (1,402.51) | (1,402.51) |
| 473,118.71 | 474,434.35 | 475,573.28 | 476,265.72 | 472,725.51 | 474,935.78 |
| (59,087.59) | (59,175.16) | (59,531.12) | (59,575.84) | (59,688.94) | (59,767.64) |
| (59,087.59) | (59,175.16) | (59,531.12) | (59,575.84) | (59,688.94) | (59,767.64) |
| 11,563.16 | 11,563.02 | 11,562.98 | 11,563.18 | 11,527.56 | 10,756.69 |
| 152,827.94 | 152,827.95 | 152,827.95 | 152,828.73 | 152,827.95 | 152,827.95 |
| 164,391.10 | 164,390.97 | 164,390.93 | 164,391.91 | 164,355.51 | 163,584.64 |
| (4,493.73) | (4,493.73) | (4,493.73) | (4,493.73) | (5,273.67) | (6,053.61) |
| - | - | - | - | - | - |
| - | - | - | - | - | - |
| 430,102.15 | 387,054.47 | 376,904.65 | 381,980.05 | 381,980.06 | 381,980.06 |
| 10,465.27 | 10,564.94 | 11,722.59 | 11,240.28 | 11,883.66 | 12,043.04 |
| 44,748.03 | 45,174.13 | 50,123.98 | 48,062.06 | 50,812.91 | 50,360.01 |

| | | | | | |
|---------------------|---------------------|---------------------|---------------------|---------------------|---------------------|
| 167.26 | 96.51 | 94.69 | 172.56 | 179.27 | 145.18 |
| 950.40 | 377.49 | 224.30 | 167.50 | 214.35 | 201.01 |
| 6.79 | - | - | - | 52.57 | 78.25 |
| - | - | - | - | - | - |
| - | - | - | - | 222.27 | - |
| 486,439.90 | 443,267.54 | 439,070.21 | 441,622.45 | 445,345.09 | 444,807.55 |
| (18,819.60) | 21,943.70 | 40,400.34 | 163,591.23 | 333,207.48 | 186,275.08 |
| (7,687.02) | 8,963.09 | 16,501.87 | 66,820.27 | 136,101.49 | 76,085.68 |
| - | - | - | - | - | - |
| - | - | - | - | - | - |
| - | - | - | - | - | - |
| - | - | - | - | - | - |
| (2,753.00) | (2,753.00) | (2,753.00) | (2,753.00) | (2,753.00) | (2,753.00) |
| (29,259.62) | 28,153.79 | 54,149.21 | 227,658.50 | 466,555.97 | 259,607.76 |
| 2,011,679.80 | 2,109,198.70 | 2,181,987.86 | 2,565,743.24 | 2,918,048.38 | 2,616,792.89 |
| 64,094.21 | 222,243.09 | 304,804.90 | 749,647.93 | 1,394,303.30 | 844,493.91 |
| - | - | - | - | - | - |
| - | - | - | - | - | - |
| - | - | - | - | - | - |
| - | - | - | - | - | - |
| (1,132.00) | 1,268.00 | (1,078.00) | (1,101.00) | (1,104.00) | (1,155.00) |
| (723.00) | 714.00 | (581.00) | (593.00) | (594.00) | (650.00) |
| (1,855.00) | 1,982.00 | (1,659.00) | (1,694.00) | (1,698.00) | (1,805.00) |
| 298,328.57 | 303,497.08 | 327,872.28 | 309,137.18 | 317,623.75 | 319,109.71 |
| - | - | - | - | - | - |
| - | - | - | - | - | - |
| 24,850.05 | 25,675.45 | 24,892.47 | 25,650.48 | 26,202.09 | 26,032.25 |
| - | - | - | - | - | - |
| - | - | - | - | - | - |
| (9,826.84) | (10,168.21) | (10,168.21) | (10,168.21) | (10,168.21) | (10,168.21) |
| (26,530.09) | (31,218.38) | (38,039.91) | (38,616.46) | (41,076.14) | (39,349.02) |
| - | - | - | - | - | - |
| 286,821.69 | 287,785.94 | 304,556.63 | 286,002.99 | 292,581.49 | 295,624.73 |
| (220,872.48) | (67,524.85) | 1,907.27 | 465,338.94 | 1,103,419.81 | 550,674.18 |
| (350,263.69) | (417,788.54) | (415,881.27) | 49,457.67 | 1,152,877.48 | 1,703,551.66 |



| Sep-18 | Oct-18 | Nov-18 | Dec-18 | Total | |
|---------------------|---------------------|---------------------|---------------------|----------------------|---------------|
| (3,011,642.16) | (2,341,495.53) | (2,154,994.25) | (1,763,626.39) | (26,943,861) | |
| (4,903.39) | (4,884.25) | (4,844.41) | (332,003.23) | (387,847) | |
| 789,248.00 | 60,688.00 | 725,201.00 | (132,428.00) | (46,286) | |
| 4,903.39 | 4,884.25 | 4,844.41 | 4,788.86 | 60,634 | |
| (644,085.98) | (644,085.98) | (644,085.98) | (644,085.98) | (7,729,032) | |
| 644,085.98 | 644,085.98 | 644,085.98 | 644,085.98 | 7,729,032 | |
| (387,804.63) | (387,867.81) | (388,003.27) | (387,989.93) | (4,653,439) | |
| 2,610,198.79 | 2,668,675.34 | 1,817,796.52 | 2,611,258.69 | 31,970,799.31 | |
| (810.00) | (162.00) | - | (108.00) | (3,321) | |
| (14,581.08) | (44,153.76) | (48,691.26) | (41,842.65) | (337,556) | |
| - | - | - | - | - | |
| (14,140.84) | (8,709.00) | (11,358.30) | (8,278.00) | (106,825) | |
| 8,298.10 | 20,841.45 | 5,713.08 | 10,514.83 | 145,582 | |
| (980.72) | (980.72) | (980.72) | (980.72) | (11,683) | |
| (8,855.72) | (8,852.24) | (8,859.98) | (8,829.40) | (106,069) | |
| 30,260.26 | 41,854.27 | 64,177.18 | 49,415.94 | 416,551 | |
| 2,641,269.05 | 2,710,691.61 | 1,881,973.70 | 2,660,782.63 | 32,390,670.92 | |
| 2,560.80 | 4,029.84 | 4,239.87 | 1,146.42 | 46,423 | |
| 0.01 | 277.92 | 69.48 | - | 9,652 | |
| 1,263.91 | 993.11 | 422.60 | 613.71 | 12,794 | |
| 9,111.55 | 259.13 | 259.13 | 1,299.67 | 13,227 | Milford Total |
| 25,026.24 | 13,073.37 | 13,073.37 | 12,397.26 | 186,632 | Derry Total |
| 971.36 | 971.36 | 977.78 | 977.78 | 11,774 | MWW Total |
| - | - | 865.96 | 1,713.77 | 27,248 | MVD Total |
| 780.87 | 780.87 | 107.07 | 107.07 | 5,753 | |
| 16,143.78 | 6,684.18 | 6,684.18 | 6,684.18 | 112,367 | |
| 11,654.33 | 13,539.63 | 5,695.05 | 4,671.75 | 99,185 | |
| 765.28 | 512.58 | 512.58 | 512.58 | 8,683 | |
| 444.42 | 444.42 | 399.85 | 399.85 | 5,114 | |
| 1,027.50 | (1,027.50) | - | - | 2,424 | |
| - | - | - | - | 620 | |
| 992.05 | 1,337.75 | 1,115.30 | 1,692.19 | 14,307 | |
| 21,619.09 | 21,052.46 | 22,775.77 | 18,639.55 | 250,409 | |
| 31,577.70 | 36,566.92 | 33,595.41 | 29,502.21 | 401,127 | |
| 69,292.08 | 31,001.76 | 36,453.84 | 41,424.96 | 593,855 | |
| 156.42 | 158.48 | 125.90 | 291.35 | 1,898 | |
| 145.12 | 42.16 | 14.89 | 14.89 | 918 | |
| 93.18 | 68.66 | 91.56 | 152.35 | 1,581 | |
| - | - | - | - | - | |
| 167.02 | 148.07 | 197.73 | 358.77 | 3,375 | |

| | | | | |
|-----------|-----------|-----------|-----------|----------------|
| 611.00 | 580.62 | 554.36 | 1,095.12 | 8,318 |
| 2,847.42 | 2,364.57 | 1,920.30 | 2,032.41 | 28,625 |
| 505.11 | 414.02 | 534.01 | 736.00 | 7,749 |
| - | - | - | - | - |
| 504.47 | 445.05 | 642.70 | 445.12 | 6,251 |
| - | - | - | - | - |
| 495.40 | 433.23 | 426.11 | 597.48 | 7,148 |
| 348.28 | 349.26 | 559.40 | 749.05 | 6,689 |
| 883.66 | 914.69 | 1,190.15 | 1,457.91 | 11,690 |
| 458.09 | 440.18 | 896.50 | 884.74 | 7,770 |
| 227.16 | 225.92 | 309.51 | 536.82 | 4,442 |
| 18,234.73 | 1,070.63 | 1,434.63 | 1,798.63 | 93,999 |
| 58.47 | 63.91 | 47.09 | 61.25 | 1,079 |
| 7,502.39 | 6,820.33 | 4,553.06 | 5,788.32 | 85,866 |
| 884.93 | 716.90 | 553.91 | 912.97 | 9,192 |
| 538.36 | 523.35 | 381.63 | 386.76 | 5,517 |
| 826.76 | 1,421.48 | 2,136.10 | 1,993.04 | 18,072 |
| - | - | - | - | - |
| 1,110.78 | 755.23 | 810.96 | 1,042.47 | 10,850 |
| 519.21 | 357.94 | 529.48 | 566.53 | 6,856 |
| 463.16 | 596.44 | 481.71 | 849.83 | 8,196 |
| 420.77 | 299.63 | 584.00 | 618.48 | 5,333 |
| 204.06 | 151.67 | 297.70 | 406.55 | 3,104 |
| 1,352.99 | 1,163.30 | 1,228.64 | 1,467.01 | 19,064 |
| 165.52 | 278.80 | 646.01 | 768.49 | 5,695 |
| 1,866.16 | 817.23 | 749.65 | 1,065.99 | 14,395 |
| 583.12 | 385.30 | 701.21 | 1,505.66 | 8,573 |
| 768.80 | 427.86 | 481.31 | 1,290.83 | 9,189 |
| 1,779.97 | 1,655.84 | 1,147.07 | 1,288.28 | 22,241 |
| 383.34 | 266.33 | 345.05 | 22.23 | 4,408 |
| 1,471.29 | 1,351.97 | 1,403.79 | 1,667.03 | 17,577 |
| 358.69 | 446.62 | 757.02 | 1,615.65 | 7,277 |
| 5,942.42 | 3,044.72 | 1,766.50 | 1,427.81 | 37,107 |
| 247.29 | 239.80 | 416.01 | 401.92 | 3,655 |
| 391.26 | 267.64 | 485.39 | 558.99 | 6,548 |
| 358.98 | 358.18 | 274.38 | 508.53 | 4,530 |
| 1,075.43 | 1,572.32 | 1,083.89 | 1,196.67 | 20,023 |
| 1,059.75 | 586.68 | 626.02 | 983.24 | 10,478 |
| 196.44 | 190.25 | 106.08 | 301.38 | 2,313 |
| 404.67 | 390.39 | 419.03 | 727.62 | 7,413 |
| 1,185.18 | 669.32 | 542.96 | 574.61 | 8,235 |
| 434.33 | 434.33 | - | 868.66 | 5,212 |
| 23,585.04 | 24,150.14 | 24,149.41 | 25,167.79 | 288,847 |
| 1,619.61 | 1,724.08 | 1,691.44 | 880.84 | 23,031 |
| 498.12 | 517.29 | 1,893.94 | 5,766.73 | 36,418 |
| 2,190.44 | 2,171.22 | 2,197.83 | 2,192.55 | 26,382 |
| - | 419.92 | - | 639.15 | 3,496 |
| 661.35 | 331.99 | 608.96 | 89.85 | 8,373 |
| - | - | - | - | 32 |
| - | - | - | - | - |
| 650.14 | 1,902.00 | 4,778.91 | 3,904.29 | 42,906 |
| - | 390.11 | - | - | 627 |

| | | | | |
|-------------|-------------|-------------|-------------|------------------|
| - | - | - | - | - |
| - | - | - | - | - |
| 5,397.74 | 9,819.90 | 10,463.74 | 14,580.61 | 83,177 |
| - | - | - | 755.21 | 10,872 |
| - | - | - | - | - |
| - | - | - | 566.36 | 566 |
| 123.86 | 124.15 | 124.15 | 124.15 | 1,443 |
| - | - | - | - | 273 |
| 671.00 | 394.59 | 1,632.81 | (1,275.81) | 4,217 |
| 250.13 | 175.80 | 604.78 | 515.32 | 4,787 |
| 1,810.00 | 1,976.00 | 1,886.00 | 2,086.00 | 30,422 |
| 11,909.80 | 12,941.79 | 8,447.76 | 14,976.13 | 171,249 |
| 5,405.21 | 5,530.03 | 4,009.55 | 6,770.79 | 79,675 |
| 4,383.30 | 3,248.85 | 2,647.78 | 2,783.15 | 43,512 |
| 33.12 | 29.44 | 18.40 | 25.76 | 405 |
| 36,342.18 | 26,384.18 | 20,120.00 | 20,902.80 | 338,015 |
| - | - | - | - | - |
| 1,068.21 | 890.18 | 890.18 | 862.35 | 11,812 |
| - | - | - | - | - |
| 4,366.38 | 3,451.18 | 3,025.02 | 2,225.50 | 47,751 |
| - | 34.93 | - | - | 176 |
| - | - | - | - | - |
| - | - | - | 6,075.00 | 12,150 |
| 2,711.99 | 1,238.08 | 589.56 | 1,297.04 | 24,794 |
| - | - | - | - | - |
| - | - | - | - | - |
| - | - | - | - | - |
| 44,997.75 | 32,400.79 | 23,907.63 | 22,954.55 | 408,037 |
| - | - | - | - | - |
| - | - | - | - | - |
| - | - | - | - | - |
| 432.36 | 216.16 | 314.42 | 235.82 | 4,809 |
| - | 137.17 | 137.17 | - | 412 |
| 21.47 | - | 22.48 | - | 210 |
| 630.85 | 531.24 | 517.97 | 398.43 | 8,190 |
| 1,545.98 | 824.52 | 412.28 | 309.21 | 8,709 |
| 15,025.40 | 17,277.35 | 17,003.90 | 16,678.52 | 215,815 |
| - | - | - | - | - |
| 13,250.87 | 12,480.37 | 8,259.41 | 9,812.47 | 105,816 |
| 126.78 | 827.07 | 169.04 | - | 1,480 |
| 9,973.31 | 5,794.15 | 2,124.20 | 2,921.60 | 39,971 |
| 7,249.20 | 8,578.20 | 5,364.20 | 4,403.20 | 41,591 |
| 983.26 | 663.04 | 283.41 | 40.00 | 6,666 |
| 3,249.79 | 2,343.23 | 587.52 | 85.45 | 23,094 |
| 7,246.58 | 7,631.29 | 7,799.12 | 6,919.72 | 88,025 |
| (23,196.25) | (24,640.00) | (22,052.25) | (21,898.25) | (300,977) |
| 1,760.20 | - | - | - | 1,760 |
| 6,281.76 | 595.00 | - | 1,038.40 | 10,928 |
| 172.00 | - | 39.50 | - | 212 |
| 259.07 | - | - | - | 259 |
| - | - | - | - | - |
| 4,866.67 | 9,031.71 | 2,482.67 | 3,645.45 | 93,207 |

| | | | | |
|-------------------|-------------------|-------------------|-------------------|---------------------|
| 34,411.15 | 28,159.81 | 22,400.52 | 25,235.93 | 378,140 |
| 2,692.83 | 1,538.77 | 537.18 | 2,563.32 | 23,586 |
| (2,863.05) | 2,049.40 | 419.40 | 524.25 | 15,219 |
| (2,002.23) | 3,233.92 | 4,340.47 | 5,313.95 | 30,609 |
| 16,041.08 | 18,841.07 | 35,843.81 | 28,842.46 | 213,290 |
| 498,297.00 | 390,767.21 | 360,394.91 | 385,736.43 | 5,074,509.31 |
| 20,894.92 | 28,246.46 | 27,651.18 | 24,276.25 | 257,463 |
| 17,187.39 | 12,804.85 | 10,123.88 | 8,231.92 | 195,777 |
| 3,866.79 | 3,678.09 | 4,679.13 | 4,792.44 | 65,675 |
| 1,444.88 | 1,791.61 | 635.23 | 849.79 | 17,564 |
| - | 174.28 | - | 953.35 | 6,898 |
| 2,142.46 | 5,897.12 | 5,290.52 | 4,347.12 | 46,046 |
| 17,705.29 | 20,246.13 | 18,485.66 | 13,317.41 | 185,168 |
| 288.68 | 4,252.94 | 1,814.88 | 303.64 | 13,819 |
| - | - | - | - | 607 |
| - | - | - | - | - |
| - | - | - | - | - |
| 977.22 | 5,006.88 | 706.38 | 570.96 | 18,080 |
| - | - | - | - | - |
| 4,360.20 | 7,271.97 | 9,878.36 | 3,690.97 | 59,236 |
| - | - | - | - | - |
| 1,801.42 | 784.66 | 2,188.67 | 1,114.98 | 27,206 |
| 2,920.23 | 7,926.34 | 11,140.31 | 11,665.54 | 90,656 |
| 144.67 | 186.74 | 280.57 | 3,260.93 | 7,607 |
| 649.85 | - | - | 476.46 | 1,126 |
| 616.99 | 2,627.73 | 2,162.36 | 2,929.34 | 27,178 |
| 3,054.33 | 2,930.14 | 945.01 | 4,129.24 | 42,555 |
| 1,289.02 | - | 603.96 | 1,559.61 | 7,420 |
| 178.42 | 2,196.05 | 1,130.49 | - | 8,904 |
| 7,047.44 | 205.40 | 255.12 | - | 8,772 |
| 759.60 | - | - | - | 760 |
| 10,767.84 | - | 1,844.04 | - | 13,315 |
| 419.88 | - | - | - | 420 |
| 408.00 | - | - | - | 408 |
| 7,007.80 | 44.80 | - | - | 7,053 |
| - | - | - | - | - |
| 1,272.92 | - | - | - | 1,715 |
| 1,568.00 | - | - | - | 1,568 |
| 107.00 | - | - | - | 107 |
| 179.00 | - | - | - | 179 |
| - | - | - | - | - |
| - | - | - | - | - |
| 10,851.76 | 11,507.29 | 3,662.70 | 5,025.94 | 71,345 |
| 10,071.92 | 11,231.17 | 10,610.36 | 10,649.73 | 134,339 |
| - | 2,358.39 | 2,443.00 | (2,443.00) | 4,692 |
| - | - | - | - | - |
| - | 1,968.89 | 1,771.18 | - | 3,903 |
| - | - | - | - | - |
| (38,925.75) | (47,679.50) | (32,944.72) | (34,505.85) | (500,779) |
| (4,161.00) | (6,132.25) | (2,753.66) | (3,433.55) | (54,447) |
| (2,650.50) | (912.00) | (456.00) | - | (11,300) |

| | | | | |
|-------------------|-------------------|-------------------|-------------------|---------------------|
| - | - | 6,400.61 | 41,265.47 | 45,468 |
| - | - | - | 5,628.40 | 15,263 |
| 20,345.58 | 22,454.76 | 20,869.13 | 11,504.42 | 186,683 |
| 62,310.06 | 37,197.56 | 11,832.46 | 3,779.41 | 394,843 |
| 1,203.27 | 753.31 | 697.26 | 1,384.15 | 89,040 |
| 855.24 | 3,871.97 | 7,482.98 | 7,206.03 | 68,802 |
| - | - | - | - | - |
| - | - | - | - | - |
| - | - | - | - | - |
| (3,766.69) | (1,645.75) | 1,218.82 | 8,321.49 | (0) |
| - | - | - | - | - |
| (1,370.80) | (491.31) | 8,362.59 | (13,784.58) | (0) |
| 14.89 | 14.89 | 14.89 | 14.89 | 179 |
| 30,024.23 | 34,630.85 | 14,785.49 | 30,934.23 | 294,871 |
| - | - | - | - | - |
| 963.19 | 1,617.47 | 1,059.42 | 1,654.28 | 14,214 |
| - | - | - | - | - |
| 691.00 | 1,233.13 | - | - | 5,835 |
| 2,295.56 | 7,482.77 | 3,484.75 | 4,103.62 | 56,494 |
| 468.32 | 1,754.50 | - | - | 10,476 |
| 3,897.46 | 14,089.76 | 6,856.81 | 12,349.01 | 60,924 |
| - | - | - | - | - |
| - | - | - | - | - |
| 5,067.83 | 3,568.00 | 4,672.00 | 5,656.30 | 53,225 |
| - | - | - | - | - |
| 11,637.57 | 10,085.19 | 8,901.21 | 7,127.98 | 137,237 |
| - | - | - | - | - |
| 1,482.23 | 4,841.28 | 2,637.48 | 2,817.01 | 36,480 |
| - | - | - | - | - |
| 1,188.59 | 472.63 | 6,028.65 | 2,976.02 | 22,528 |
| 208.36 | 253.83 | 659.14 | 1,005.79 | 10,382 |
| 2,962.03 | 2,324.83 | 2,682.15 | 3,595.70 | 35,812 |
| 3,618.58 | 3,597.65 | 3,742.15 | 3,751.60 | 43,906 |
| 32,419.36 | 24,616.59 | 47,389.12 | 48,049.31 | 378,515 |
| 9,640.26 | 8,110.63 | 12,825.70 | 12,466.74 | 125,904 |
| - | - | 224.80 | - | 225 |
| 270,402.79 | 259,448.72 | 254,976.22 | 263,570.49 | 2,848,338.67 |
| 336.31 | 2,479.37 | 333.42 | 950.59 | 15,695 |
| 2,491.54 | 2,633.92 | 2,196.10 | 1,822.71 | 23,055 |
| 3,485.40 | - | - | - | 5,076 |
| 100,173.29 | 113,954.61 | 99,055.31 | 85,488.58 | 1,167,250 |
| 15,751.23 | 2,038.63 | 10,919.30 | 4,587.73 | 76,671 |
| 122,237.77 | 121,106.53 | 112,504.13 | 92,849.61 | 1,287,746.84 |
| 2,679.19 | 3,342.61 | 3,892.24 | 3,192.08 | 42,772 |
| (1,817.03) | 617.00 | 550.00 | (1,695.42) | (3,474) |
| 7,791.98 | 792.52 | 1,554.62 | 1,705.49 | 46,708 |
| - | - | - | - | - |
| 308.20 | 1,072.00 | 643.20 | 428.80 | 6,175 |
| - | - | - | - | 2,403 |
| - | - | - | - | - |

| | | | | |
|------------------|------------------|------------------|------------------|-------------------|
| - | - | - | - | - |
| - | 243.18 | - | 52.11 | 295 |
| - | - | - | - | - |
| - | - | - | - | - |
| 3,267.64 | 3,045.27 | 2,819.45 | 2,280.29 | 12,298 |
| - | 856.96 | 1,015.08 | 1,129.05 | 3,306 |
| - | - | - | - | - |
| 22,679.98 | 25,626.78 | 28,864.23 | 29,538.43 | 325,259 |
| - | - | - | - | 5,032 |
| 96.52 | (217.04) | 25.48 | 343.08 | 521 |
| 6,922.28 | 3,605.46 | 4,480.41 | 4,798.08 | 48,493 |
| 41,928.76 | 38,984.74 | 43,844.71 | 41,771.99 | 489,789.37 |
| - | - | - | - | - |
| 56,232.10 | 16,391.27 | 15,669.71 | 12,648.90 | 182,736 |
| 76,638.63 | 92,345.44 | 88,237.53 | 77,972.58 | 982,502 |
| 52,878.44 | 61,278.40 | 59,276.53 | 50,993.34 | 697,182 |
| 37,146.37 | 39,011.66 | 41,484.80 | 37,099.19 | 471,658 |
| 11,416.87 | 12,711.33 | 12,711.35 | 9,276.62 | 136,785 |
| - | - | - | - | - |
| (3,565.57) | 45,795.79 | 45,901.15 | 37,060.20 | 478,627 |
| - | - | - | - | - |
| 4,086.39 | 3,942.28 | 3,383.75 | 8,733.17 | 63,928 |
| - | - | - | - | - |
| - | 259.43 | 231.32 | - | 3,374 |
| 478.78 | 401.56 | 412.62 | 352.66 | 4,087 |
| 990.60 | - | - | - | 991 |
| 3,539.62 | 2,894.62 | 2,894.58 | 2,281.00 | 41,016 |
| - | - | - | - | - |
| 77.35 | 39.40 | 17.65 | 86.70 | 455 |
| - | - | - | - | - |
| 135.97 | - | - | - | 136 |
| - | - | - | 52.52 | 228 |
| 27,382.50 | 27,382.06 | 27,382.06 | 27,382.06 | 326,351 |
| 2,415.34 | 2,365.93 | 3,057.51 | 2,620.45 | 29,697 |
| 4,691.15 | 3,771.48 | 3,363.72 | 3,327.16 | 48,463 |
| (64,347.89) | (87,655.10) | (63,051.66) | (58,001.22) | (672,663) |
| (69,741.34) | (74,313.35) | (65,437.97) | (68,758.57) | (950,051) |
| 22,444.81 | 47,134.61 | 24,067.78 | 30,282.72 | 385,360 |
| 37,309.06 | 44,084.25 | 43,975.93 | 43,967.58 | 487,967 |
| 2,055.19 | 386.19 | 386.19 | 386.19 | 6,303 |
| - | - | - | 777.12 | 777 |
| 112,231.08 | 112,231.08 | 112,231.08 | 51,772.12 | 1,286,314 |
| 20,400.68 | 20,613.93 | 24,993.58 | 20,045.70 | 268,549 |
| - | - | - | - | - |
| 21,619.33 | 21,619.33 | 21,619.33 | 60,391.57 | 298,204 |
| - | 7,314.86 | - | 21.18 | 7,336 |
| 130,595.00 | 143,755.21 | 139,952.95 | 157,119.28 | 1,738,184 |
| 9,750.00 | - | - | - | 18,875 |
| 17,343.65 | 2,352.84 | 17,122.19 | 16,876.78 | 185,499 |
| 3,125.00 | 3,200.50 | 3,151.50 | 3,153.50 | 37,023 |
| - | - | - | - | - |
| 1,452.24 | 1,883.76 | 2,924.33 | (2,881.77) | 8,759 |

| | | | | |
|---------------------|---------------------|---------------------|---------------------|----------------------|
| 853.41 | (1,109.16) | 10.00 | 1,485.76 | 3,371 |
| 354.49 | 3,102.63 | 2,500.00 | 4,768.88 | 11,674 |
| 1,803.70 | 1,192.66 | 942.66 | 1,985.32 | 13,676 |
| - | - | - | - | - |
| 99.70 | 5,642.87 | 1,476.90 | 6,677.77 | 32,246 |
| 11,188.41 | 19,877.43 | 606.45 | 6,667.33 | 50,967 |
| 12,884.00 | - | - | (21,145.00) | (230) |
| 14,074.67 | 14,074.66 | (10,144.00) | 10,144.00 | 105,678 |
| 13,381.78 | 659.00 | 1,496.66 | 841.61 | 35,325 |
| 2,524.71 | 2,042.72 | 3,308.76 | 2,467.63 | 35,590 |
| 902.00 | 182.00 | 956.00 | 1,095.00 | 8,779 |
| - | 443.57 | 372.60 | 359.64 | 25,625 |
| 122.94 | 742.99 | 382.58 | 26.93 | 4,203 |
| - | - | 299.38 | 7,577.50 | 10,160 |
| 701.25 | 1,483.01 | 314.50 | 393.75 | 34,337 |
| - | - | - | - | - |
| 100.00 | 100.00 | 100.00 | 100.00 | 1,275 |
| 1,804.51 | 1,983.22 | 1,978.80 | 2,084.99 | 25,781 |
| - | - | - | - | - |
| 1,829.57 | 1,831.49 | 1,801.33 | 1,801.33 | 21,909 |
| - | - | - | - | - |
| 34,853.89 | 34,390.71 | 73,958.22 | 42,248.07 | 585,352 |
| 616,260.38 | 637,838.56 | 646,320.35 | 594,619.24 | 7,580,370.64 |
| 20,375.00 | 20,652.00 | 27,689.00 | (7,983.00) | 220,751 |
| (277,166.00) | (295,890.00) | (308,727.00) | (278,519.00) | (3,508,814) |
| - | - | - | - | - |
| - | - | - | - | - |
| 1,292,335.70 | 1,172,907.76 | 1,137,002.32 | 1,092,045.76 | 13,992,691.83 |
| 477,605.51 | 479,804.32 | 482,310.82 | 587,137.56 | 5,839,694 |
| (849.62) | (849.62) | (849.62) | (849.62) | (10,195) |
| (1,402.52) | (1,402.52) | (1,402.51) | (1,402.52) | (16,830) |
| 475,353.37 | 477,552.18 | 480,058.69 | 584,885.42 | 5,812,668.69 |
| - | - | - | - | - |
| (59,866.88) | (60,440.06) | (60,998.02) | (84,060.12) | (740,182) |
| (59,866.88) | (60,440.06) | (60,998.02) | (84,060.12) | (740,181.71) |
| - | - | - | - | - |
| 10,750.89 | 10,750.71 | 10,750.67 | 10,750.91 | 134,666 |
| 152,827.95 | 152,827.94 | 152,827.95 | 152,827.95 | 1,830,666 |
| 163,578.84 | 163,578.65 | 163,578.62 | 163,578.86 | 1,965,331.69 |
| - | - | - | - | - |
| (5,273.67) | (5,273.67) | (5,273.67) | (5,273.67) | (59,384) |
| - | - | - | - | - |
| - | - | - | - | - |
| - | - | - | - | - |
| 381,980.03 | 381,995.46 | 286,611.64 | 317,124.55 | 4,438,775 |
| 10,239.29 | 11,752.12 | 11,199.19 | 11,036.15 | 131,898 |
| 41,874.65 | 48,052.36 | 44,353.72 | 42,843.82 | 550,805 |

| | | | | |
|---------------------|---------------------|---------------------|-----------------------|----------------------|
| 50.09 | 80.30 | 80.42 | 1,263.57 | 5,866 |
| 103.49 | 146.30 | 121.59 | 1,099.96 | 7,942 |
| 82.70 | 43.93 | 9.90 | 262.34 | 1,354 |
| - | - | - | 35,442.20 | 35,442 |
| - | - | - | - | 222 |
| 434,330.25 | 442,070.47 | 342,376.46 | 409,072.59 | 5,172,304.52 |
| 40,594.01 | 72,618.41 | (58,361.78) | 457,326.90 | 1,283,298 |
| 16,580.98 | 29,661.62 | (23,838.37) | 266,575.90 | 603,951 |
| - | - | - | - | - |
| - | - | - | 341,760.00 | 341,760 |
| - | - | - | 154,816.00 | 154,816 |
| - | - | - | - | - |
| - | - | - | - | - |
| (2,753.00) | (2,753.00) | (2,753.00) | (2,753.00) | (33,036) |
| 54,421.99 | 99,527.03 | (84,953.15) | 1,217,725.80 | 2,350,789.00 |
| 2,354,879.60 | 2,289,922.36 | 1,971,791.25 | 3,377,974.64 | 28,494,219.68 |
| 286,389.45 | 420,769.25 | (89,817.55) | (717,192.01) | 3,896,451.24 |
| - | - | - | - | - |
| - | - | - | - | - |
| - | - | - | - | - |
| - | - | - | - | - |
| (2,331.00) | (22.00) | (1,233.00) | (1,343.00) | (11,348) |
| (1,311.00) | (13.00) | (724.00) | (788.00) | (6,617) |
| (3,642.00) | (35.00) | (1,957.00) | (2,131.00) | (17,965.00) |
| 312,072.33 | 330,340.86 | 318,861.59 | 270,439.19 | 3,684,804 |
| - | - | - | 55,469.97 | 55,470 |
| - | - | - | - | - |
| 26,032.99 | 26,032.32 | 25,665.24 | 26,016.73 | 306,750 |
| - | - | - | - | - |
| - | - | - | - | - |
| (10,168.21) | (10,168.21) | (10,168.21) | (10,168.21) | (120,994) |
| (40,541.53) | (48,509.31) | (52,592.76) | (56,217.00) | (470,682) |
| - | - | - | - | - |
| 287,395.58 | 297,695.66 | 281,765.86 | 285,540.68 | 3,455,348.22 |
| 2,635.87 | 123,108.59 | (369,626.41) | (1,000,601.69) | 459,068.02 |
| 1,706,187.53 | 1,829,296.12 | 1,459,669.71 | 459,068.02 | |

38,798
186,632
126,433
118,120

Pennichuck Water Works, Inc.
Accounts Excluded From MOERR
DW 22-032
 Twelve Months 12/31/2018

| | | | | | | | | | | | | | Test Year | | |
|--|-----------------------------------|-----------|-----------|-----------|------------|-----------|------------|-----------|------------|-----------|------------|-----------|--------------------|-------------------|------------|
| | | | | | | | | | | | | | <u>2018 Totals</u> | | |
| 921002 | SENIOR MANAGEMENT VEHICLES | 165.33 | - | 154.01 | 199.91 | 1,462.15 | 563.18 | 136.13 | 202.31 | - | 259.43 | 231.32 | - | 3,373.77 | 3,373.77 |
| 921003 | SENIOR MGMT - FUEL PURCHASED | 268.27 | 290.78 | 581.48 | 292.31 | - | 29.40 | 460.43 | 518.38 | 478.78 | 401.56 | 412.62 | 352.66 | 4,086.67 | 4,086.67 |
| 921004 | SENIOR MGMT-VEH REGISTRATION | - | - | - | - | - | - | - | - | 990.60 | - | - | - | 990.60 | 990.60 |
| 923000 | OUTSIDE SERVICES | 26,089.44 | 52,203.05 | 18,573.97 | 35,287.99 | 39,854.29 | 44,858.22 | 23,959.26 | 20,603.55 | 22,444.81 | 47,134.61 | 24,067.78 | 30,282.72 | 385,359.69 | 385,359.69 |
| 926001 | OFFICER'S LIFE INSURANCE | 386.19 | 386.19 | 386.19 | 386.19 | 386.19 | 386.19 | 386.19 | 386.19 | 2,055.19 | 386.19 | 386.19 | 386.19 | 6,303.28 | 6,303.28 |
| 926500 | MISC EMPLOYEE BENEFITS | 4,364.64 | 1,732.33 | 1,830.57 | 1,310.04 | 365.44 | 2,627.19 | 720.54 | (7,570.39) | 1,452.24 | 1,883.76 | 2,924.33 | (2,881.77) | 8,758.92 | 8,758.92 |
| 926501 | MISC EMPLOYEE BENEFITS-WELLNESS | - | - | 630.70 | (1,105.00) | 6,715.00 | (1,056.52) | (282.08) | (2,770.73) | 853.41 | (1,109.16) | 10.00 | 1,485.76 | 3,371.38 | 3,371.38 |
| 926502 | MISC EMPLOYEE BENEFITS-ACTIVITIES | - | - | - | - | - | - | - | 948.43 | 354.49 | 3,102.63 | 2,500.00 | 4,768.88 | 11,674.43 | 11,674.43 |
| 926505 | EMPLOYEE RELATTONS | - | - | - | - | - | - | - | - | - | - | - | - | - | - |
| 926600 | TUITION REIMBURSEMENTS | 6,510.00 | - | 2,972.84 | - | 4,088.37 | 976.85 | 3,801.00 | - | 99.70 | 5,642.87 | 1,476.90 | 6,677.77 | 32,246.30 | 32,246.30 |
| 926610 | TRAINING EDUCATIONAL SEMINARS | 1,180.00 | 1,305.00 | - | 4,016.34 | 708.00 | 2,754.50 | 2,383.98 | 280.00 | 11,188.41 | 19,877.43 | 606.45 | 6,667.33 | 50,967.44 | 50,967.44 |
| 930100 | MEETINGS & CONVENTIONS | 915.00 | 5,299.70 | 5,343.92 | 5,644.97 | 526.53 | 273.33 | 908.96 | 33.33 | 13,381.78 | 659.00 | 1,496.66 | 841.61 | 35,324.79 | 35,324.79 |
| 930101 | MEMBERSHIPS | 3,833.91 | 3,698.91 | 139.98 | 4,262.29 | 3,829.66 | 3,857.62 | 2,463.42 | 3,159.92 | 2,524.71 | 2,042.72 | 3,308.76 | 2,467.63 | 35,589.53 | 35,589.53 |
| 930200 | PUBLIC RELATIONS | - | 429.65 | 913.96 | 2,681.64 | 5,989.22 | 13,011.91 | 887.53 | 535.24 | - | 443.57 | 372.60 | 359.64 | 25,624.96 | 25,624.96 |
| 930300 | MEALS | 390.09 | 610.33 | 398.83 | 282.21 | 411.20 | 147.01 | 291.72 | 396.51 | 122.94 | 742.99 | 382.58 | 26.93 | 4,203.34 | 4,203.34 |
| 930410 | CHARITABLE CONTRIBUTIONS | - | - | - | - | - | - | - | - | - | - | - | - | - | - |
| Total of Non RSF backed O&M Expenses - | | | | | | | | | | | | | | 607,875.10 | |

Pennichuck Water Works, Inc.
Accounts Excluded From MOERR
DW 22-032
 Twelve Months 12/31/2017

| | | | | | | | | | | | | | | Test Year | |
|--|-----------------------------------|-----------|-----------|-----------|-----------|-----------|-----------|-----------|-----------|-----------|-----------|-----------|-----------|-------------------|------------|
| | | | | | | | | | | | | | | <u>2017Totals</u> | |
| 921002 | SENIOR MANAGEMENT VEHICLES | 261.18 | 24.99 | 68.00 | 773.15 | - | 143.91 | 204.18 | - | 1,313.79 | - | 206.16 | 68.00 | 3,063.36 | 3,063.36 |
| 921003 | SENIOR MGMT - FUEL PURCHASED | 331.54 | 429.41 | 176.11 | 585.06 | 391.99 | 362.32 | 286.93 | 219.70 | 741.10 | 291.74 | 330.33 | 287.17 | 4,433.40 | 4,433.40 |
| 921004 | SENIOR MGMT-VEH REGISTRATION | - | - | - | - | - | - | - | - | 1,248.60 | - | - | - | 1,248.60 | 1,248.60 |
| 923000 | OUTSIDE SERVICES | 23,440.97 | 30,639.05 | 32,023.72 | 25,571.79 | 15,633.73 | 25,381.74 | 25,446.61 | 41,802.49 | 24,709.79 | 18,151.03 | 16,942.43 | 27,553.21 | 307,296.56 | 307,296.56 |
| 926001 | OFFICER'S LIFE INSURANCE | 386.13 | 386.19 | 822.28 | 386.19 | 386.19 | 386.19 | 1,560.99 | 386.19 | 1,294.10 | 711.19 | 386.19 | 386.19 | 7,478.02 | 7,478.02 |
| 926500 | MISC EMPLOYEE BENEFITS | 5,533.90 | 4,482.84 | 1,621.19 | 2,340.92 | 1,616.59 | 393.26 | 1,725.56 | 1,720.86 | 2,977.82 | 2,318.44 | (22.80) | 5,890.26 | 30,598.84 | 30,598.84 |
| 926501 | MISC EMPLOYEE BENEFITS-WELLNESS | 365.00 | (45.00) | 299.94 | 739.97 | (270.00) | - | 290.00 | - | 690.00 | 210.99 | 106.65 | (92.12) | 2,295.43 | 2,295.43 |
| 926502 | MISC EMPLOYEE BENEFITS-ACTIVITIES | - | - | 1,332.50 | - | 546.00 | 2,310.18 | 910.00 | - | 237.42 | 540.65 | 30.58 | 12.18 | 5,919.51 | 5,919.51 |
| 926505 | EMPLOYEE RELATONS | - | - | 100.00 | - | - | - | - | - | - | - | - | - | 100.00 | 100.00 |
| 926600 | TUITION REIMBURSEMENTS | - | 6,608.90 | 1,044.40 | 993.55 | 3,048.80 | 2,004.40 | 2,998.40 | 1,044.40 | 960.00 | 5,984.60 | 1,476.99 | 12,346.55 | 38,510.99 | 38,510.99 |
| 926610 | TRAINING EDUCATIONAL SEMINARS | - | (551.16) | 11,195.91 | 10,761.30 | 9,488.19 | 17,493.43 | 7,193.04 | 1,281.52 | 2,512.00 | 6,836.00 | 1,094.00 | 60.00 | 67,364.23 | 67,364.23 |
| 930100 | MEETINGS & CONVENTIONS | 405.50 | 3,797.49 | 546.00 | 4,440.47 | 1,091.22 | 1,880.12 | 1,415.08 | 857.59 | 7,054.82 | 747.59 | 525.00 | 729.54 | 23,490.42 | 23,490.42 |
| 930101 | MEMBERSHIPS | 2,501.85 | 2,330.91 | 2,298.90 | 2,207.82 | 3,178.48 | 3,424.34 | 2,223.06 | 3,897.83 | 3,451.99 | 3,540.57 | 3,188.23 | 4,050.08 | 36,294.06 | 36,294.06 |
| 930200 | PUBLIC RELATIONS | - | 2,325.64 | 443.66 | 4,675.10 | 993.91 | 6,566.44 | 6,459.26 | 229.27 | 183.56 | 151.98 | 1,131.90 | 75.91 | 23,236.63 | 23,236.63 |
| 930300 | MEALS | 246.99 | 609.54 | 259.78 | 446.34 | 866.38 | 159.45 | 514.77 | 260.66 | 853.95 | 269.33 | 573.38 | 297.75 | 5,358.32 | 5,358.32 |
| 930410 | CHARITABLE CONTRIBUTIONS | - | - | - | - | - | - | - | - | - | - | - | - | - | - |
| Total of Non RSF backed O&M Expenses - | | | | | | | | | | | | | | 556,688.37 | |

Jan-17**Water Sales**

| | | | | |
|--------|-----|------|--------------------------------|---------------------|
| 461000 | 001 | 2100 | WATER SALES: BILLED REVENUE | (1,634,406.39) |
| 461001 | 001 | 2100 | WATER SALES BILLED RECOUPMENT | - |
| 461100 | 001 | 2100 | WATER SALES: UNBILLED REVENUE | (158,857.00) |
| 461200 | 001 | 2100 | WATER SALES-UNBILLED RECOUPMNT | - |
| 460200 | 001 | 2100 | CBFRR REVENUES | (622,094.92) |
| 460998 | 001 | 2100 | CBFRR REVENUES - CONTRA | 622,094.92 |
| 462000 | 001 | 2100 | FIRE PROTECTION REVENUE | (346,491.38) |
| | | | | 2,139,754.77 |
| 466000 | 001 | 2100 | WATER SALES FOR RESALE | (216.00) |

Other Operating Revenue

| | | | | |
|--------|-----|------|------------------------|------------------|
| 415200 | 001 | 2100 | JOBGING REVENUE | (13,884.56) |
| 474001 | 001 | 2100 | FINANCE CHARGES | - |
| 471300 | 001 | 2100 | MISC OPERATING REVENUE | (4,210.00) |
| 416000 | 001 | 2100 | JOBGING EXPENSE | 6,179.76 |
| 472600 | 001 | 2100 | LEASE INCOME | (924.43) |
| 474000 | 001 | 2100 | OTHER WATER REVENUE | (8,566.61) |
| | | | | 21,405.84 |

Total Revenues**2,161,376.61****Production Expenses**

| | | | | |
|--------|-----|------|--------------------------------|-----------|
| 601100 | 001 | 2105 | OTHER PROD LABOR: CORE | 3,835.28 |
| 601101 | 001 | 2105 | OTHER PROD LABOR: COMM SYSTEMS | 1,272.99 |
| 601500 | 001 | 2105 | OTHER PROD LABOR:SRCE/SUPPLY | 869.00 |
| 602000 | 001 | 2105 | PURCH WATER: MILFORD-BARTLETT | 183.00 |
| 602400 | 001 | 2105 | PURCHASED WATER: DREW WOODS | 8,010.00 |
| 602500 | 001 | 2105 | PURCH WATER: GREATBROOK | 1,167.00 |
| 602502 | 001 | 2105 | PURCH WATER: LITTLE POND | 1,394.71 |
| 602550 | 001 | 2105 | PURCH WATER: SOUHEGAN WOODS | 107.00 |
| 602600 | 001 | 2105 | PURCH WATER: GREENFIELD | 4,869.00 |
| 602670 | 001 | 2105 | PURCH WATER: DONALD STREET | 4,031.71 |
| 602675 | 001 | 2105 | PURCH WATER:FEDERAL HL-MILFORD | 384.00 |
| 602680 | 001 | 2105 | PURCHASED WTR: ASHLEY COMMONS | 392.00 |
| 602900 | 001 | 2105 | PURCH WATER: FRANCOUER TRUCKS | - |
| 603100 | 001 | 2105 | OTHER PROD MATERIAL & EXPENSE | 109.05 |
| 603101 | 001 | 2105 | TRT PLANT: OFFICE SUPPLIES | 541.40 |
| 610200 | 001 | 2105 | SUPERINTENDENCE - WTP | 20,156.98 |
| 610300 | 001 | 2105 | OFFICE SALARIES & WAGES: WTP | 24,447.29 |
| 623100 | 001 | 2105 | POWER PURCHASED: TRT PLT ELEC | 39,358.97 |
| 623102 | 001 | 2105 | POWER PURCHASED: BT ELECTRIC | 247.68 |
| 623103 | 001 | 2105 | POWER PURCHASED: AVD ELECTRIC | 15.12 |
| 623110 | 001 | 2105 | POWER PURCHASED: ATHERTON COMM | 219.76 |
| 623112 | 001 | 2105 | POWER PURCHASED: RICHARDSON | - |
| 623113 | 001 | 2105 | POWER PURCHASED: HI-LO | 459.19 |

| | | | | |
|--------|-----|------|--------------------------------|-----------|
| 623114 | 001 | 2105 | POWER PURCHASED: TWIN RIDGE | 598.01 |
| 623115 | 001 | 2105 | POWER PURCHASED: DREW | 2,701.63 |
| 623116 | 001 | 2105 | POWER PURCHASED: GLENN RIDGE | 716.32 |
| 623117 | 001 | 2105 | POWER PURCHASED: ASHLEY COMMON | - |
| 623118 | 001 | 2105 | POWER PURCHASED: BEDFORD | 630.69 |
| 623119 | 001 | 2105 | POWER PURCHASED: GREATBROOK | - |
| 623120 | 001 | 2105 | POWER PURCHASED: MAPLE HAVEN | 667.87 |
| 623121 | 001 | 2105 | POWER PURCHASED: GLENWDLANDS | 623.71 |
| 623122 | 001 | 2105 | POWER PURCHASED: COUNTY RD-BDF | 1,205.07 |
| 623123 | 001 | 2105 | POWER PURCHASED:BOWERS LANDING | 790.16 |
| 623124 | 001 | 2105 | POWER PURCH: PILGRIM CR-NASHUA | 482.81 |
| 623200 | 001 | 2105 | POWER PURCHASED: MERR RIVER | 1,726.92 |
| 623210 | 001 | 2105 | POWER PURCHASED: SNOW STA GAS | 52.73 |
| 623211 | 001 | 2105 | BOOSTER STAT: TIMB - ELECTRIC | 5,764.76 |
| 623212 | 001 | 2105 | BOOSTER STAT: ARMORY-ELECTRIC | 822.71 |
| 623240 | 001 | 2105 | POWER PURCHASED: FOUNDERS VIL | 323.29 |
| 623252 | 001 | 2105 | BOOSTER STAT: BADGER HILL-ELEC | 673.81 |
| 623278 | 001 | 2105 | BOOSTER STAT: BOWERS LAND:ELEC | - |
| 623350 | 001 | 2105 | BOOSTER STAT: COBURN ELECTRIC | 680.44 |
| 623362 | 001 | 2105 | BOOSTER STAT: CABOT PRES-ELEC | 453.05 |
| 623372 | 001 | 2105 | BOOSTER STAT: VALLEFIELD-ELEC | 774.75 |
| 623403 | 001 | 2105 | BOOSTER STAT: ENGLISH WDS-ELEC | 507.61 |
| 623428 | 001 | 2105 | BOOSTER STAT:INDIAN RCK-ELECT | 250.82 |
| 623450 | 001 | 2105 | BOOSTER STAT: PWDR HILL-ELEC | 1,094.45 |
| 623478 | 001 | 2105 | BOOSTER STAT:FEDERAL HILL-ELEC | 520.60 |
| 623500 | 001 | 2105 | BOOSTER STAT: PINE HILL-ELECT | 574.36 |
| 623550 | 001 | 2105 | BOOSTER STAT: AUTUMN WDS-ELEC | 643.38 |
| 623653 | 001 | 2105 | BOOSTER STAT:SOUHEGAN WDS-ELEC | 671.47 |
| 623672 | 001 | 2105 | BOOSTER STAT: DONALD ST-ELEC | 1,265.97 |
| 623702 | 001 | 2105 | BOOSTER STAT: ORCHARD-ELECTRIC | 541.76 |
| 623751 | 001 | 2105 | BOOSTER STAT: SKY MEADOW-ELEC | 1,236.88 |
| 623772 | 001 | 2105 | BOOSTER STAT: GREAT BAY - ELEC | 548.30 |
| 623810 | 001 | 2105 | BOOSTER STAT: DUNSTABLE-ELEC | 2,794.35 |
| 623851 | 001 | 2105 | BOOSTER STAT: KESSLER-ELECTRIC | 359.00 |
| 623861 | 001 | 2105 | BOOSTER STAT: SHAKESPEAR -ELEC | 240.31 |
| 623892 | 001 | 2105 | BOOSTER STAT: SWEET HILL-ELECT | 447.75 |
| 623962 | 001 | 2105 | BOOSTER STAT: MILFORD ELECTRIC | 820.58 |
| 623971 | 001 | 2105 | BOOSTER STAT: SOUHEGAN - ELEC | 667.67 |
| 623975 | 001 | 2105 | BOOSTER STAT: PILGRIM HL-ELECT | 232.90 |
| 623976 | 001 | 2105 | BOOSTER STAT:TARA HEIGHTS | 3,912.24 |
| 623990 | 001 | 2105 | BOOSTER STAT: E STREET ELECT | 195.08 |
| 623999 | 001 | 2105 | POWER PURCHASED: CONSULTING | 450.00 |
| 624100 | 001 | 2105 | OPER LABOR: TREATMENT PLANT | 25,437.10 |
| 626100 | 001 | 2105 | OPER EXP T PLANT: MAT & EXP | 2,145.93 |
| 626110 | 001 | 2105 | OPER EXP T PLANT: GAS/OIL | 5,885.92 |
| 626120 | 001 | 2105 | OPER EXP T PLANT: PHONE | 1,855.05 |
| 626122 | 001 | 2105 | OPER EXP T PLANT: HOUSEKEEPING | 525.94 |
| 626130 | 001 | 2105 | OPER EXP WTP: SMALL TOOLS | 233.09 |
| 626200 | 001 | 2105 | OPER EXP SNOW STA: MAT & EXP | - |
| 626300 | 001 | 2105 | OPER EXP MERR RIVER: MAT & EXP | - |
| 631100 | 001 | 2105 | MAINT STRUCT:T PLANT/D&M/SNOW | 2,331.96 |
| 631101 | 001 | 2105 | MAINT STRUCT:COMM SYS/BOOSTERS | - |

| | | | | |
|--------|-----|------|--------------------------------|-------------|
| 631102 | 001 | 2105 | MAINT OF STRUCT: CORE BOOSTERS | - |
| 631200 | 001 | 2105 | MAINT STRUCT: SNOW STATION | - |
| 631500 | 001 | 2105 | MAINT STRUCT: SRCE/SUPPLY | 2,428.54 |
| 633100 | 001 | 2105 | MAINT PUMP EQUIP:TREATMENT PLT | 34.20 |
| 633106 | 001 | 2105 | MAINT PUMP EQUIP: CORE SYSTEMS | - |
| 633110 | 001 | 2105 | MAINT OF PUMP EQUIP: COMM SYS | - |
| 633140 | 001 | 2105 | MAINT CORE BOOSTER STAT: PHONE | 100.42 |
| 633150 | 001 | 2105 | MAINT COMM BOOSTER STAT:PHONE | 41.25 |
| 633155 | 001 | 2105 | MAIN COM BOOST ST:GAS/OIL/PROP | 82.29 |
| 633160 | 001 | 2105 | MAINT CORE BOOST:GAS/OIL/PROP | 457.42 |
| 652300 | 001 | 2105 | PWW-DUTY PAY (WTP) | 3,118.00 |
| 633198 | 001 | 2105 | BOOST STAT GEN MAINT: COM SYS | 9,785.63 |
| 633199 | 001 | 2105 | BOOSTER STATION GENERAL MAINT | 3,686.21 |
| 641110 | 001 | 2105 | CHLORINE: TREATMENT PLANT | 2,001.96 |
| 641111 | 001 | 2105 | CHLORINE: COMMUNITY SYSTEMS | 20.34 |
| 641120 | 001 | 2105 | FERRIC CHLORIDE | 16,123.31 |
| 641130 | 001 | 2105 | AMMONIUM SULFATE-COMM SYSTEMS | - |
| 641140 | 001 | 2105 | POLYMERS | 463.16 |
| 641150 | 001 | 2105 | CARBON DIOXIDE: GAS - CORE | - |
| 641160 | 001 | 2105 | CORROSION INHIBITOR | 3,417.85 |
| 641161 | 001 | 2105 | ZINC ORTHOPHOSPHATE-COMM SYS | - |
| 641165 | 001 | 2105 | CHEMICALS: BON TERRAIN | - |
| 641170 | 001 | 2105 | MISC TREATMENT CHEMICALS | - |
| 641190 | 001 | 2105 | TKPP DRY | 1,704.23 |
| 641191 | 001 | 2105 | ARSENIC MEDIA REPLACEMENT | - |
| 641201 | 001 | 2105 | POLYPHOSPHATE: CORE | - |
| 641203 | 001 | 2105 | POTASSIUM PERMAGATE | - |
| 641205 | 001 | 2105 | SODIUM HYDROXIDE | 18,960.29 |
| 641206 | 001 | 2105 | SALT | - |
| 641210 | 001 | 2105 | SODIUM HEXAMETAPHOSPHATE | - |
| 641212 | 001 | 2105 | POT ASH | - |
| 641220 | 001 | 2105 | POLYPHOSPHATE-COMM SYSTEMS | 176.60 |
| 641221 | 001 | 2105 | POTASSIUM PERMAGATE-COMM SYS | - |
| 641222 | 001 | 2105 | SODIUM HYDROXIDE-COMM SYSTEMS | 25.60 |
| 641223 | 001 | 2105 | SALT - COMMUNITY SYSTEMS | 507.81 |
| 641225 | 001 | 2105 | POT ASH - COMMUNITY SYSTEMS | 671.32 |
| 642100 | 001 | 2105 | PURIFICATION LABOR | 19,105.80 |
| 642160 | 001 | 2105 | MAINT PURIF EUIP: CAUSTIC | - |
| 642200 | 001 | 2105 | LABORATORY EXPENSE | 14,682.14 |
| 642201 | 001 | 2105 | LABORTORY EXP-COMMUNITY SYSTEM | 612.25 |
| 642205 | 001 | 2105 | LAB EXPENSE:OUTSIDE TEST-CORE | 274.80 |
| 642210 | 001 | 2105 | LAB EXP: OUTSIDE TEST-COMM SYS | 2,343.50 |
| 643000 | 001 | 2105 | WTP - NON-UNION VEHICLES | 202.78 |
| 643001 | 001 | 2105 | WTP - UNION TRUCKS | 5,544.99 |
| 643002 | 001 | 2105 | WTP - FUEL PURCHASED | 2,726.25 |
| 643004 | 001 | 2105 | TRANSPORTATION EXP:CREDITS WTP | (11,450.25) |
| 643005 | 001 | 2105 | WTP-VEH REGISTRATION:NON-UNION | 63.00 |
| 643006 | 001 | 2105 | WTP-VEH REGISTRATION: UNION | - |
| 643007 | 001 | 2105 | WTP-VEH REGISTRAT: TRAILERS | 39.50 |
| 643008 | 001 | 2105 | WTP: TRAILERS | - |
| 652100 | 001 | 2105 | MAINT PURIF EQU: TREAT PLANT | - |
| 652200 | 001 | 2105 | MAINT PROC EQU: TRT PLANT | 5,525.20 |

| | | | | |
|--------|-----|-----------|--------------------------------|-------------------|
| 652201 | 001 | 2105 | MAINT PROC EQ: TP SLUDGE REMOV | 22,093.76 |
| 652220 | 001 | 2105 | MAINT OF PROC EQ: SCADA & OTHR | 803.05 |
| 652221 | 001 | 2105 | MAINT PROC EQUIP:SCADA-COM SYS | 679.39 |
| 926610 | 001 | 2105 | TRAINING EDUCATIONAL SEMINARS | 1,758.21 |
| 926700 | 001 | 2105:2109 | VAC,HOL, BOOT ALLOW-TRT PLT | 5,248.50 |
| | | | | 322,209.63 |

Transmission & Distribution Expenses

| | | | | |
|--------|-----|------|--------------------------------|-------------|
| 660000 | 001 | 2106 | SUPERINTENDENCE: OPERATIONS | 23,867.07 |
| 660300 | 001 | 2106 | OFFICE SALARIES & WAGES: OPS | 10,199.12 |
| 662003 | 001 | 2106 | MISC GEN EXPENSE/OPERATIONS | 2,311.35 |
| 662004 | 001 | 2106 | MISC T&D MATERIALS & SUPPLIES | 457.46 |
| 662005 | 001 | 2106 | MISC GEN EXP: OPS DOT PHYSICAL | 124.10 |
| 662006 | 001 | 2106 | TRAINING UNION | 3,601.22 |
| 663100 | 001 | 2106 | METER OPERATING LABOR & EXP | 11,048.26 |
| 663101 | 001 | 2106 | MOLE: METER REMOVAL | 964.40 |
| 663200 | 001 | 2106 | METER OPER LABOR & EXP-COM SYS | - |
| 663201 | 001 | 2106 | MOLE:METER REMOVAL-COMM SYSTEM | - |
| 664200 | 001 | 2106 | OTHER EXPENSE ON CUST PREMISIS | 445.50 |
| 664201 | 001 | 2106 | OTHER EXP ON CUST PREM-COM SYS | - |
| 665000 | 001 | 2106 | STORES EXPENSE | 5,326.49 |
| 665087 | 001 | 2106 | TRANS/EXP CONST/MAINT VEH #87 | - |
| 665100 | 001 | 2106 | SMALL TOOLS EXPENSE | 2,776.12 |
| 665101 | 001 | 2106 | OPS - UNION TRUCKS | 3,176.00 |
| 665102 | 001 | 2106 | OPS - NON-UNION VEHICLES | - |
| 665103 | 001 | 2106 | OPS - BOOM TRUCK | - |
| 665104 | 001 | 2106 | OPS - BACKHOES | 7,708.30 |
| 665105 | 001 | 2106 | OPS - DUMP TRUCKS | 1,052.82 |
| 665106 | 001 | 2106 | NORTH COUNTRY - UNION TRUCKS | 5,947.65 |
| 665107 | 001 | 2106 | NORTH COUNTRY - NON-UNION VEH | - |
| 665108 | 001 | 2106 | OPS - TRAILERS | - |
| 665110 | 001 | 2106 | OPS-VEH REGISTRAT:NON-UNION VE | - |
| 665111 | 001 | 2106 | OPS-VEH REGISTRAT:UNION TRUCKS | - |
| 665112 | 001 | 2106 | OPS-VEH REGISTRAT: BOOM TRUCK | - |
| 665113 | 001 | 2106 | OPS-VEH REGISTRAT: BACKHOES | - |
| 665114 | 001 | 2106 | OPS-VEH REGISTRAT: DUMP TRUCKS | - |
| 665115 | 001 | 2106 | OPS-VEH REGISTRAT:NC-NON-UNION | - |
| 665116 | 001 | 2106 | OPS-VEH REGISTRAT: NC-UNION | - |
| 665117 | 001 | 2106 | OPS-VEH REGISTRAT: TRAILERS | - |
| 665118 | 001 | 2106 | OPS-VEH REGISTRATION:COMPRESS | - |
| 665119 | 001 | 2106 | OPS: REGISTRATION-NC TRAILERS | - |
| 665200 | 001 | 2106 | TRANS/EXP PAC MAINT VEH #200 | - |
| 665201 | 001 | 2106 | TRANS/EXP PAC VEHICILE #201 | - |
| 665250 | 001 | 2106 | TRANS/EXP: MISCELLANEOUS | 7,480.27 |
| 665400 | 001 | 2106 | FUEL PURCHASED: GAS/DIESEL | 10,179.29 |
| 665410 | 001 | 2106 | MOTOR OIL | - |
| 665480 | 001 | 2106 | VACTOR MACHINE | - |
| 665500 | 001 | 2106 | COMPRESSOR EXPENSE | - |
| 665700 | 001 | 2106 | TRANS/EXP: CREDITS | - |
| 665701 | 001 | 2106 | TRANS/EXP TRUCK (CREDIT) | (42,814.50) |
| 665702 | 001 | 2106 | TRANS/EXP BACKHOE (CREDIT) | (3,178.00) |
| 665703 | 001 | 2106 | TRANS/EXP COMPRESSOR (CREDIT) | - |
| 665999 | 001 | 2106 | INVENTORY ADJUSTMENT | 11,116.86 |

| | | | | |
|--------|-----|-----------|--------------------------------|------------|
| 662007 | 001 | 2106 | EMPLOYEE RELATIONS | - |
| 673001 | 001 | 2106 | MAINT MAINS: REPAIRS | 18,364.03 |
| 673002 | 001 | 2106 | MAINT MAINS: GATE PROGRAM | 1,759.36 |
| 673003 | 001 | 2106 | MAINT MAINS: FLUSHING LN | 703.65 |
| 673004 | 001 | 2106 | MAINT GATES: INSPECTION | 145.20 |
| 673010 | 001 | 2106 | MAINT MAINS:REPAIRS-COMM SYS | 106.53 |
| 673012 | 001 | 2106 | MAINT MAINS:GATE PROG-COMM SYS | - |
| 673013 | 001 | 2106 | MAINT MAINS:FLUSHING-COMM SYS | - |
| 673111 | 001 | 2106 | UNION LABOR: CLEARING | (9,364.59) |
| 673140 | 001 | 2106 | MAINT GATES-INSPECTIONS-COMSYS | - |
| 673222 | 001 | 2106 | CONTRACTOR: CLEARING | 13,197.32 |
| 673900 | 001 | 2106 | MAINT OF MAINS: W HOLLIS PRV | 15.12 |
| 675000 | 001 | 2106 | MAINTENANCE: SERVICES | 16,355.35 |
| 675001 | 001 | 2106 | MAINT: SERVICES - COMM SYSTEMS | - |
| 676000 | 001 | 2106 | MAINTENANCE: METERS | 1,345.55 |
| 676001 | 001 | 2106 | MAINT: METERS - COMM SYSTEMS | - |
| 677000 | 001 | 2106 | MAINTENANCE: HYDRANTS | 22.50 |
| 677001 | 001 | 2106 | MAINTENANCE: HYDRANTS-REPAIRS | 6,388.77 |
| 677002 | 001 | 2106 | MAINTENANCE: HYDRANTS-PAINTING | - |
| 677003 | 001 | 2106 | MAINTENANCE: HYDRANTS-INSPECTN | 5,471.42 |
| 677011 | 001 | 2106 | MAINT: HYDRANTS-COMM SYSTEMS | - |
| 677012 | 001 | 2106 | MAINT HYDRANTS:PAINT-COMM SYS | - |
| 662100 | 001 | 2106 | PWW-DUTY PAY (WTP) | 3,590.09 |
| 677013 | 001 | 2106 | MAINT HYDRANTS:INSPECT-COM SYS | - |
| 678000 | 001 | 2106 | MONITOR CONTRACTORS MARKING | 7,253.28 |
| 678001 | 001 | 2106 | MONITOR CONTR MARKING-COMM SYS | - |
| 678950 | 001 | 2106 | MAINT: MISC GENERAL EQUIPMENT | 1,198.60 |
| 921200 | 001 | 2106 | RENTAL EXP PARKING: WILL ST | (562.45) |
| 921300 | 001 | 2106 | OFFICE SUPPLY & EXP- WILL ST | 2,813.78 |
| 921310 | 001 | 2106 | OFFICE EXPENSE: WILL ST-GAS | 892.71 |
| 921320 | 001 | 2106 | OFFICE EXPENSE: WILL ST-ELECT | 4,433.78 |
| 921330 | 001 | 2106 | OFFICE EXPENSE: WILL ST-PHONE | 3,113.71 |
| 926002 | 001 | 2106 | EMP BENEFIT-BOOTS,VAC,HOL-OPS | 21,407.66 |
| 950120 | 001 | 2106:2109 | MAINTENANCE: GARAGE | 26,855.98 |
| 950130 | 001 | 2106:2109 | MAINTENANCE: METER SHOP | 96.91 |

187,394.04

Engineering Expense

| | | | | |
|--------|-----|------|--------------------------------|------------|
| 660001 | 001 | 2107 | ENGINEERING VEHICLES | 486.96 |
| 660002 | 001 | 2107 | ENGINEERING - FUEL PURCHASED | 1,445.36 |
| 660003 | 001 | 2107 | ENGINEERING-VEH REGISTRATION | - |
| 660200 | 001 | 2107 | SALARIES & WAGES - ENGINEERING | 106,290.66 |
| 662001 | 001 | 2107 | ENGINEERING DEPT: EXPENSE | 2,535.17 |

110,758.15

Customer Accounts & Collection Expenses

| | | | | |
|--------|-----|------|--------------------------------|----------|
| 902000 | 001 | 2108 | CUSTOMER ORDS: COLLECTIONS | 4,504.67 |
| 903000 | 001 | 2108 | CUSTOMER ORDS: COLLECTIONS | - |
| 902001 | 001 | 2108 | METER READING | 5,310.22 |
| 902002 | 001 | 2108 | WATER BAN: COMMUNITY SYSTEMS | - |
| 902003 | 001 | 2108 | EMPLOY BENEF-BOOTS/VACA/HOL-CS | 90.15 |
| 902004 | 001 | 2108 | SICK - CUST SERVICE - UNION | 627.60 |
| 903004 | 001 | 2108 | SICK - CUST SERVICE - UNION | - |
| 902010 | 001 | 2108 | CUST ORDS:COLLECTIONS-COM SYS | - |

| | | | | |
|--------|-----|------|----------------------------------|-----------|
| 902011 | 001 | 2108 | METER READING: COMM SYSTEMS | - |
| 902096 | 001 | 2108 | METER READING-EXCEPT: COMM SYS | - |
| 902097 | 001 | 2108 | METER READING-TRANSF: COMM SYS | - |
| 902098 | 001 | 2108 | METER READING: TRANSFERS | - |
| 902099 | 001 | 2108 | METER READING: EXCEPTIONS | - |
| 902100 | 001 | 2108 | BILLING & ACCOUNTING | 18,316.18 |
| 903100 | 001 | 2108 | BILLING & ACCOUNTING | - |
| 902400 | 001 | 2108 | WATER BAN | - |
| 903003 | 001 | 2108 | EMPLOYEE BENEFITS:BOOTS/VACATION | 261.50 |
| 904000 | 001 | 2108 | UNCOLLECTABLE ACCOUNTS | 3,648.78 |

32,759.10

Administrative and General Expense

| | | | | |
|--------|-----|------|---------------------------------|-------------|
| 920000 | 001 | 2109 | SALARIES & WAGES - ADMIN | 18,586.85 |
| 920001 | 001 | 2109 | WAGES: REVENUE & CUSTOMER OPER | 74,025.46 |
| 920002 | 001 | 2109 | SALARIES & WAGES: ACCOUNTING | 60,207.84 |
| 920003 | 001 | 2109 | SALARIES & WAGES: IS | 41,204.97 |
| 920004 | 001 | 2109 | SALRIES & WAGES: PWS | 11,040.15 |
| 920005 | 001 | 2109 | SALARIES & WAGES: PWS ADMIN | - |
| 920100 | 001 | 2109 | OFFICERS SALARIES & WAGES | 41,163.84 |
| 920200 | 001 | 2109 | OFFICER'S SALARIES TRXF OUT | - |
| 921000 | 001 | 2109 | OFFICE SUPPLIES & EXPENSE | 4,144.51 |
| 921001 | 001 | 2109 | TRANS/EXP MAIN OFFICE - VEH #1 | - |
| 921002 | 001 | 2109 | SENIOR MANAGEMENT VEHICLES | 261.18 |
| 921003 | 001 | 2109 | SENIOR MGMT - FUEL PURCHASED | 331.54 |
| 921004 | 001 | 2109 | SENIOR MGMT-VEH REGISTRATION | - |
| 921130 | 001 | 2109 | OFFICE EQUIP: RENTAL/LEASE EXP | 1,216.02 |
| 921131 | 001 | 2109 | VEHICLE LEASES | - |
| 921133 | 001 | 2109 | IT VEHICLE EXPENSE-FUEL | - |
| 921134 | 001 | 2109 | IT VEHICLE EXPENSE-REGISTRATION | - |
| 921132 | 001 | 2109 | IT VEHICLE EXPENSE | - |
| 921140 | 001 | 2109 | COURIER & EXPRESS MAIL EXPENSE | - |
| 921150 | 001 | 2109 | RENTAL EXPENSE: HECOP III | 24,614.01 |
| 921160 | 001 | 2109 | OFFICE EXP: MANCHESTR ST-PHONE | 3,274.66 |
| 921170 | 001 | 2109 | OFFICE EXPENSE: MANCH ST ELECT | 2,993.14 |
| 922000 | 001 | 2109 | MISC EXP: TRNSF-CR (OVERHEAD) | (63,810.04) |
| 922200 | 001 | 2109 | LABOR: OVERHEAD | (84,798.72) |
| 923000 | 001 | 2109 | OUTSIDE SERVICES | 23,440.97 |
| 924000 | 001 | 2109 | INSURANCE EXPENSE | 46,912.78 |
| 926001 | 001 | 2109 | OFFICER'S LIFE INSURANCE | 386.13 |
| 926100 | 001 | 2109 | SICKNESS & FUNERAL PAY | 11,191.74 |
| 926200 | 001 | 2109 | PENSION- DB PLAN | 112,660.00 |
| 926250 | 001 | 2109 | GROUP PENSION: 401K | 21,621.03 |
| 926255 | 001 | 2109 | EARLY RETIREE HEALTH EXPENSE | - |
| 926260 | 001 | 2109 | POST-65 RETIREMENT HEALTH EXP | 18,031.00 |
| 926300 | 001 | 2109 | EMPLOYEE SERVICE AWARDS | - |
| 926400 | 001 | 2109 | GROUP HEALTH INSURANCE | 141,073.44 |
| 926401 | 001 | 2109 | HEALTH INSURANCE:OPT OUT | - |
| 926410 | 001 | 2109 | GROUP DENTAL | 14,914.67 |
| 926420 | 001 | 2109 | GROUP LIFE/DISABILITY INSURANC | 2,747.58 |
| 926440 | 001 | 2109 | EMPLOYEE BENEFITS/ SECTION 125 | - |
| 926500 | 001 | 2109 | MISC EMPLOYEE BENEFITS | 5,533.90 |
| 926501 | 001 | 2109 | MISC EMPLOYEE BENEFITS-WELLNESS | 365.00 |

| | | | | |
|--------|-----|------|---|--------------------|
| 926502 | 001 | 2109 | MISC EMPLOYEE BENEFITS-ACTIVITIES | - |
| 926503 | 001 | 2109 | MISC EMPLOYEE BENEFITS-SAFETY | 8,305.46 |
| 926505 | 001 | 2109 | EMPLOYEE RELATIONS | - |
| 926600 | 001 | 2109 | TUITION REIMBURSEMENTS | - |
| 926610 | 001 | 2109 | TRAINING EDUCATIONAL SEMINARS | - |
| 926801 | 001 | 2109 | SUP BEN: SUP EXE RETIRE PLAN | - |
| 928000 | 001 | 2109 | REGULATORY COMMISSION EXPENSE | 8,975.00 |
| 930100 | 001 | 2109 | MEETINGS & CONVENTIONS | 405.50 |
| 930101 | 001 | 2109 | MEMBERSHIPS | 2,501.85 |
| 930102 | 001 | 2109 | LICENSING FEES | 505.82 |
| 930200 | 001 | 2109 | PUBLIC RELATIONS | - |
| 930300 | 001 | 2109 | MEALS | 246.99 |
| 930400 | 001 | 2109 | MISCELLANEOUS GENERAL EXPENSE | - |
| 930405 | 001 | 2109 | MISC GEN EXP: RECRUITMENT FEES | - |
| 930410 | 001 | 2109 | CHARITABLE CONTRIBUTIONS | - |
| 950100 | 001 | 2109 | MAINTENANCE: OFFICE PROPERTY | 261.63 |
| 950110 | 001 | 2109 | MAINTENANCE: MANCHESTER STREET | 2,315.17 |
| 950200 | 001 | 2109 | MAINT: OFFICE FURNT & EQUIP | - |
| 950300 | 001 | 2109 | MAINT: COMMUNICATION EQUIP | 3,345.06 |
| 950400 | 001 | 2109 | MAINT: MISC GENERAL EQUIP | - |
| 950500 | 001 | 2109 | MAINT: COMPUTER EQUIPMENT | 38,501.02 |
| | | | | 598,697.15 |
| | | | <u>Inter Div Management Fee</u> | |
| 930500 | 001 | 2100 | INTERCOMPANY MGMT FEE: PCP | 18,497.00 |
| 930510 | 001 | 2100 | INTCO MGMT FEE:TSC/PWS/PAC/PEU | (289,642.00) |
| 930520 | 001 | 2109 | INTERCO MGT:INSIDE GEN COUNSEL | - |
| | | | Total Operating Expenses | 980,673.07 |
| | | | <u>Depreciation Expense</u> | |
| 403000 | 001 | 2100 | DEPRECIATION EXPENSE | 465,909.06 |
| 406100 | 001 | 2100 | AMORT OF BON TERRAIN ACQ ADJ | (849.62) |
| 406101 | 001 | 2100 | AMORT OF SOUHEGAN WDS ACQ ADJ | (1,402.52) |
| | | | | 463,656.92 |
| | | | <u>Amortization Expense: CIAC</u> | |
| 405300 | 001 | 2100 | AMORTIZATION EXPENSE: CIAC | (60,289.40) |
| | | | | (60,289.40) |
| | | | <u>Amortization Expense</u> | |
| 407320 | 001 | 2100 | AMORT EXP - DEFERRED CHARGES | 12,283.78 |
| 407100 | 001 | 2100 | AMORT: ACQUISITION PREMIUM | 146,942.04 |
| | | | | 159,225.82 |
| 414000 | 001 | 2100 | GAIN FROM ARRA LOAN FORGIVNESS | (4,493.73) |
| 414100 | 001 | 2100 | GAIN ON DISP/UTIL PROP-PAPP ND | - |
| 921161 | 001 | 2109 | RENT EXP-HECOP III FITUP ALLOW | - |
| | | | <u>Taxes Other than Income Tax</u> | |
| 408110 | 001 | 2100 | LOCAL PROPERTY TAXES | 430,093.14 |
| 408120 | 001 | 2100 | MEDICARE TAX EXPENSE | 10,093.01 |
| 408121 | 001 | 2100 | FICA TAX EXPENSE | 43,156.62 |
| 408122 | 001 | 2100 | FUTA TAX EXPENSE | 3,316.69 |

| | | | | |
|--------|-----|------|-------------------------|-------------------|
| 408123 | 001 | 2100 | SUTA TAX EXPENSE - NH | 701.35 |
| 408125 | 001 | 2100 | SUTA TAX EXPENSE - MASS | 154.08 |
| 408126 | 001 | 2100 | EXCISE TAXES | - |
| | | | | 487,514.89 |

Income Tax

| | | | | |
|--------|-----|------|--------------------------------|----------------|
| 409102 | 001 | 2100 | PROV/FED INC TAX/CURRENT | 2,128.10 |
| 409113 | 001 | 2100 | PROVS FOR NH BUS PRFTS TAX CUR | 559.09 |
| 409120 | 001 | 2100 | MASS EXERCISE TAX | - |
| 410102 | 001 | 2100 | PROV/FED INC TAX/DEFERRED | - |
| 410113 | 001 | 2100 | PROV NH INCOME TAX DEFERRED | - |
| 410120 | 001 | 2100 | PROV MA INCOME TAX DEFERRED | - |
| 411000 | 001 | 2100 | AMORT OF REGULATORY LIABILITY | - |
| 412000 | 001 | 2100 | INVESTMENT TAX CREDITS | (2,753.00) |
| | | | | (65.81) |

Total Operating Deducts **2,026,221.76**

Net Operating Income **135,154.85**

Non-Operating Revenue Deductions

| | | | | |
|--------|-----|------|-------------------------------|-------------|
| 421000 | 001 | 2100 | MISC NON-UTILITY INCOME | (27,000.00) |
| 426000 | 001 | 2100 | NON-OPERATING REVENUE DEDUCTS | - |
| 426001 | 001 | 2100 | MISCELLANEOUS NON-UTILITY EXP | - |

Other Income **27,000.00**

| | | | | |
|--------|-----|------|--------------------------------|---|
| 420000 | 001 | 2100 | AFUDC-INTEREST(DEBT) COMPONENT | - |
| 420100 | 001 | 2100 | AFUDC - EQUITY COMPONENT | - |
| | | | | - |

Interest Expense

| | | | | |
|--------|-----|------|-----------------------------------|-------------|
| 427300 | 001 | 2100 | INTEREST EXP: BONDS & NOTES | 304,924.39 |
| 427325 | 001 | 2100 | INTEREST EXP:DEBT SERVICE COST | - |
| 428000 | 001 | 2100 | AMORTIZATION OF DEBT EXPENSE | 24,670.89 |
| 428001 | 001 | 2100 | AMORT OF ORIGINAL ISSUE DISCNT | - |
| 428002 | 001 | 2100 | AMORTIZATION OF DISCOUNT ON BONDS | - |
| 429000 | 001 | 2100 | AMORTIZATION: PREMIUM ON DEBT | (9,826.84) |
| 427115 | 001 | 2100 | INTERCOMPANY INTEREST | (17,555.57) |
| 419000 | 001 | 2100 | INTEREST INCOME | - |

Total Interest **302,212.87**

Net Income (Or Loss) - YTD **(140,058.02)**

Net Income (Or Loss) - MTD **(140,058.02)**

Pennichuck Water Works, Inc

Profit & Loss Statement

For the Twelve Months Ended December 31, 2017

| | 2 | 3 | 4 | 5 | 6 | 7 |
|--|---------------------|---------------------|---------------------|---------------------|---------------------|---------------------|
| | Feb-17 | Mar-17 | Apr-17 | May-17 | Jun-17 | Jul-17 |
| | (1,599,620.04) | (1,612,512.36) | (1,808,718.04) | (1,668,938.74) | (2,251,892.16) | (2,478,033.10) |
| | - | - | - | - | - | - |
| | 84,538.00 | (243,432.00) | 285,310.00 | (255,463.00) | 42,438.00 | (626,641.00) |
| | - | - | - | - | - | - |
| | (622,094.92) | (622,094.92) | (622,094.92) | (622,094.92) | (622,094.92) | (622,094.92) |
| | 622,094.92 | 622,094.92 | 622,094.92 | 622,094.92 | 622,094.92 | 622,094.92 |
| | (346,595.19) | (346,831.63) | (348,832.16) | (347,378.12) | (347,560.45) | (347,281.49) |
| | 1,861,677.23 | 2,202,775.99 | 1,872,240.20 | 2,271,779.86 | 2,557,014.61 | 3,451,955.59 |
| | - | - | (243.00) | (918.00) | (1,188.00) | - |
| | (12,570.28) | (26,157.21) | (35,453.20) | (35,628.42) | (72,209.28) | (26,856.01) |
| | - | - | - | - | - | - |
| | (6,354.00) | (6,139.00) | (6,734.00) | (7,816.41) | (11,554.50) | (9,954.00) |
| | 5,513.55 | 13,887.52 | 9,968.22 | 21,998.81 | 22,882.86 | 10,384.19 |
| | (924.43) | (924.43) | (2,801.01) | (952.16) | (952.16) | (952.16) |
| | (8,566.99) | (8,574.17) | (8,604.04) | (8,587.03) | (8,628.61) | (8,806.57) |
| | 22,902.15 | 27,907.29 | 43,624.03 | 30,985.21 | 70,461.69 | 36,184.55 |
| | 1,884,579.38 | 2,230,683.28 | 1,916,107.23 | 2,303,683.07 | 2,628,664.30 | 3,488,140.14 |
| | 3,789.83 | 3,495.47 | 2,835.28 | 5,988.32 | 6,404.21 | 6,115.04 |
| | 2,105.53 | 1,102.07 | - | 1,078.00 | 1,969.00 | 1,542.32 |
| | 1,221.09 | 1,214.96 | 1,228.38 | 1,305.76 | 1,604.90 | 1,536.03 |
| | 183.00 | 267.00 | 267.00 | 267.00 | 1,062.00 | 471.00 |
| | 8,010.00 | 16,997.37 | 10,153.00 | 10,153.00 | 25,680.12 | (8,303.49) |
| | 1,078.00 | 1,078.00 | 1,078.00 | 1,096.00 | 1,096.00 | 1,777.00 |
| | 1,337.83 | 1,224.07 | 1,280.95 | 1,323.61 | 2,091.49 | 2,816.71 |
| | 107.00 | 107.00 | 107.00 | 1,781.00 | 1,781.00 | (1,610.00) |
| | 4,869.00 | 4,869.00 | 13,510.00 | 13,510.00 | 13,510.00 | 14,663.00 |
| | 4,902.11 | 3,487.71 | 3,596.51 | 3,596.51 | 6,969.31 | 11,103.71 |
| | 384.00 | 384.00 | 1,489.06 | 1,248.00 | 1,248.00 | 1,192.94 |
| | 482.01 | 378.00 | 378.00 | 512.50 | 507.00 | 70.49 |
| | - | - | - | - | - | - |
| | 156.73 | - | 290.19 | 236.42 | 499.30 | 964.21 |
| | 358.58 | 771.75 | 1,525.34 | 911.68 | 2,944.95 | 320.26 |
| | 18,241.44 | 19,993.70 | 16,002.23 | 19,756.57 | 17,535.33 | 17,480.00 |
| | 21,028.39 | 23,453.22 | 22,437.44 | 24,019.22 | 23,776.08 | 21,947.77 |
| | 30,029.50 | 36,015.67 | 31,704.05 | 43,619.09 | 51,604.81 | 61,545.00 |
| | 264.58 | 257.41 | 262.81 | 723.79 | 152.08 | 157.13 |
| | 21.10 | 15.12 | 51.31 | 32.09 | 15.12 | 14.86 |
| | 326.00 | 429.53 | 166.97 | 79.44 | 75.32 | 100.12 |
| | - | - | - | - | - | - |
| | 415.51 | 404.64 | 419.89 | 305.78 | 228.96 | 150.44 |

| | | | | | |
|-----------|-----------|-----------|-----------|------------|-----------|
| 549.27 | 554.43 | 579.55 | 616.26 | 627.70 | 650.80 |
| 2,255.17 | 1,939.03 | 1,959.50 | 1,866.84 | 1,942.18 | 2,675.90 |
| 392.92 | 462.03 | 524.53 | 460.66 | 390.43 | 491.28 |
| - | - | - | - | - | - |
| 557.64 | 551.78 | 500.01 | 338.21 | 401.78 | 435.14 |
| - | - | - | - | - | - |
| 722.87 | 734.12 | 723.49 | 720.68 | 546.37 | 535.57 |
| 578.01 | 609.43 | 519.42 | 461.88 | 297.55 | 569.36 |
| 1,098.85 | 1,037.13 | 919.34 | 558.49 | 633.72 | 649.42 |
| 707.19 | 684.29 | 758.50 | 338.64 | 470.15 | 336.03 |
| 418.21 | 446.98 | 410.56 | 298.33 | 264.57 | 200.16 |
| 1,584.07 | 1,415.76 | 1,292.83 | 4,617.47 | 3,768.31 | 10,785.12 |
| 45.14 | 49.97 | 48.36 | 53.20 | 48.36 | 49.55 |
| 6,360.20 | 6,138.58 | 6,563.02 | 6,286.91 | 8,179.80 | 7,256.94 |
| 782.77 | 801.71 | 840.27 | 664.39 | 643.11 | 727.45 |
| 329.82 | 338.00 | 343.19 | 468.47 | 581.16 | 735.75 |
| 843.82 | 833.93 | 855.02 | 875.34 | 1,014.71 | 927.59 |
| - | - | - | - | - | - |
| 683.92 | 683.92 | 399.42 | 586.75 | 387.29 | 981.56 |
| 418.70 | 399.67 | 390.84 | 373.09 | 576.80 | 639.61 |
| 701.05 | 665.19 | 611.65 | 707.40 | 496.51 | 388.43 |
| 449.19 | 432.55 | 396.53 | 315.02 | 239.06 | 311.15 |
| 272.27 | 241.96 | 187.94 | 133.64 | 195.30 | 203.08 |
| 928.35 | 937.33 | 1,052.62 | 1,134.14 | 1,636.52 | 1,900.09 |
| 509.44 | 522.77 | 477.09 | 297.61 | 229.01 | 229.54 |
| 494.36 | 432.01 | 490.38 | 648.53 | 1,342.41 | 1,768.90 |
| 316.52 | 437.12 | 610.82 | 339.56 | 430.80 | 539.47 |
| 728.84 | 658.92 | 636.19 | 574.79 | 796.15 | 813.25 |
| 1,095.27 | 1,057.30 | 1,106.25 | 1,101.22 | 2,033.21 | 2,378.17 |
| 486.02 | 482.55 | 508.31 | 320.70 | 250.92 | 243.99 |
| 1,144.18 | 1,221.90 | 1,172.00 | 1,050.24 | 1,251.77 | 1,343.11 |
| 509.87 | 484.40 | 494.06 | 376.83 | 366.99 | 369.28 |
| 1,158.92 | 1,116.91 | 1,104.54 | 762.93 | 3,295.95 | 6,416.80 |
| 318.19 | 310.48 | 341.05 | 223.96 | 202.99 | 200.70 |
| 590.54 | 615.85 | 577.49 | 377.81 | 256.02 | 329.98 |
| 377.44 | 401.94 | 389.95 | 258.99 | 382.17 | 352.31 |
| 858.07 | 803.83 | 830.68 | 796.58 | 814.27 | 1,291.99 |
| 620.83 | 607.40 | 641.18 | 551.68 | 891.29 | 942.94 |
| 238.76 | 222.82 | 214.02 | 159.46 | 117.80 | 237.21 |
| 784.54 | 800.00 | 781.35 | 442.65 | 480.43 | 424.86 |
| 303.06 | 312.33 | 98.71 | 71.05 | 521.58 | 1,083.91 |
| 434.33 | 434.33 | 434.33 | 434.33 | 434.33 | 434.33 |
| 23,604.93 | 26,579.03 | 23,159.31 | 23,287.74 | 22,422.93 | 24,143.90 |
| 1,217.59 | 512.99 | 1,422.90 | 576.35 | 1,261.63 | 434.57 |
| 5,000.25 | 5,816.35 | 4,642.58 | 1,810.04 | 372.20 | 434.05 |
| 1,101.95 | 1,358.00 | 1,725.31 | 1,814.24 | 3,311.63 | 1,034.33 |
| 672.38 | 386.21 | - | 809.20 | - | 228.03 |
| 538.08 | 408.37 | 939.57 | 369.87 | 931.03 | 2,074.40 |
| - | 20.00 | - | - | - | - |
| - | - | - | - | - | - |
| 2,556.56 | 1,554.69 | 1,826.73 | 12,688.05 | (1,093.97) | 2,072.31 |
| - | - | - | - | - | - |

| | | | | | |
|-------------|-------------|-------------|-------------|-------------|-------------|
| - | - | - | - | - | - |
| - | - | - | - | - | - |
| 4,499.34 | 8,996.10 | 919.68 | 2,692.26 | 4,081.66 | (3,930.88) |
| 1,845.51 | 371.25 | 3,078.85 | 1,456.00 | 1,303.96 | - |
| - | - | - | - | - | - |
| - | 1,195.00 | (275.00) | - | - | - |
| 100.36 | 100.36 | 100.42 | - | - | 100.40 |
| 41.19 | 41.22 | 41.25 | 141.67 | 41.25 | 41.24 |
| 16.83 | 466.10 | - | 1,947.97 | 57.66 | 16.83 |
| 699.11 | 1,130.36 | 419.11 | 193.92 | 150.87 | 158.02 |
| 2,860.00 | 3,262.00 | 2,789.28 | 3,182.00 | 2,938.00 | 3,244.00 |
| 16,344.93 | 12,650.54 | 9,632.36 | 11,715.11 | 15,965.97 | 10,585.73 |
| 4,044.86 | 8,225.76 | 1,385.17 | 4,131.99 | 3,917.70 | 2,483.43 |
| 1,971.51 | 1,992.53 | 2,279.06 | 3,662.74 | 4,284.62 | 5,339.92 |
| 20.76 | 17.55 | 28.48 | 22.08 | 39.60 | 35.70 |
| 14,214.31 | 14,789.11 | 15,457.82 | 22,175.12 | 30,094.62 | 39,642.70 |
| - | - | - | - | - | - |
| 648.42 | 648.42 | 555.79 | 1,018.94 | 1,204.20 | 1,389.47 |
| - | - | - | - | - | - |
| 2,174.19 | 2,345.28 | 3,614.15 | 4,790.35 | 4,412.54 | 7,841.35 |
| - | 35.64 | 35.64 | 35.64 | 35.64 | - |
| - | - | - | - | - | - |
| - | - | - | - | - | - |
| 1,767.35 | 1,830.47 | 1,872.41 | 2,582.63 | 2,970.02 | 3,442.31 |
| - | - | - | - | - | - |
| - | - | - | - | - | - |
| - | - | - | - | - | - |
| 17,059.21 | 18,067.72 | 17,088.32 | 24,815.94 | 33,834.98 | 43,279.84 |
| - | - | - | - | - | - |
| - | - | - | - | - | - |
| - | - | - | - | - | - |
| 204.50 | 429.43 | 184.05 | 224.95 | 593.57 | 423.99 |
| - | - | - | - | - | - |
| - | 89.40 | 20.89 | 88.57 | 91.73 | 28.51 |
| 507.41 | 455.05 | 391.84 | 417.12 | 480.32 | 632.00 |
| 206.25 | 257.82 | 360.94 | 773.45 | 1,650.03 | 1,546.24 |
| 17,642.80 | 19,870.61 | 18,400.62 | 20,330.19 | 19,375.12 | 16,930.53 |
| - | - | - | - | - | - |
| 3,129.16 | 6,665.87 | 10,659.81 | 6,058.69 | 11,630.14 | 10,086.60 |
| 155.25 | 237.00 | 290.50 | 103.75 | - | 83.00 |
| 2,199.10 | 1,322.70 | 3,683.76 | 2,925.90 | 910.51 | 2,463.75 |
| 1,272.00 | 305.60 | 1,324.40 | 1,120.40 | 772.75 | 1,031.65 |
| 182.37 | 5,800.93 | (919.22) | 669.03 | 627.42 | 132.17 |
| 1,965.96 | 4,784.02 | 2,044.06 | 550.53 | 2,447.43 | 1,370.69 |
| 3,305.75 | 3,348.30 | 2,959.89 | 3,753.62 | 4,116.74 | 3,214.69 |
| (13,398.75) | (14,435.00) | (16,009.92) | (20,608.50) | (21,033.00) | (19,087.75) |
| - | - | - | - | - | - |
| - | - | 452.20 | - | - | - |
| - | - | - | - | - | - |
| - | - | - | - | - | - |
| - | - | - | - | - | - |
| 7,768.38 | 8,644.74 | 14,947.16 | 10,266.50 | 5,465.16 | 4,679.61 |

| | | | | | |
|-------------------|-------------------|-------------------|-------------------|-------------------|-------------------|
| 19,063.91 | 20,741.92 | 21,757.17 | 28,451.00 | 43,190.72 | 51,082.78 |
| 1,413.91 | 909.62 | 1,317.82 | 664.56 | 1,266.52 | 1,922.52 |
| 419.40 | 679.39 | 629.10 | 1,948.75 | 798.38 | 559.25 |
| 1,917.81 | 2,840.16 | 2,492.41 | 5,657.33 | 2,556.96 | 324.30 |
| 8,520.71 | 5,200.65 | 7,417.66 | 8,475.99 | 33,760.84 | 3,877.74 |
| 290,435.38 | 327,775.60 | 304,712.73 | 360,000.19 | 439,434.53 | 410,299.18 |
| 19,134.02 | 21,913.37 | 19,109.04 | 22,583.20 | 19,912.37 | 18,764.00 |
| 7,427.29 | 9,010.86 | 8,415.77 | 9,547.72 | 9,171.91 | 7,947.85 |
| 2,452.62 | 3,913.32 | 6,774.57 | 23,622.53 | (13,672.00) | 7,337.78 |
| 136.77 | 1,422.54 | 1,526.41 | 524.99 | 150.00 | 241.58 |
| 393.98 | 347.62 | 473.45 | 81.48 | - | 312.35 |
| 5,924.87 | 9,436.94 | 8,124.07 | 1,397.08 | 7,085.57 | 350.60 |
| 8,790.76 | 11,404.67 | 6,511.27 | 7,752.05 | 11,464.89 | 9,296.63 |
| 1,075.40 | 38.74 | 3,036.53 | 1,838.69 | 488.85 | 295.81 |
| - | - | - | - | 2,350.00 | - |
| - | - | - | - | - | - |
| 740.30 | 267.30 | - | - | 1,816.00 | 90.75 |
| - | - | - | - | - | - |
| 3,853.23 | 4,759.51 | 4,112.10 | 3,994.49 | 4,158.47 | 3,857.14 |
| - | - | - | - | - | - |
| 5,108.20 | 3,158.28 | 1,657.31 | 1,998.37 | 1,507.49 | 1,545.07 |
| 7,440.27 | 9,160.02 | 4,495.39 | 5,836.24 | 7,085.99 | 8,848.19 |
| - | - | 308.90 | 870.43 | 191.59 | 331.16 |
| - | 73.58 | - | - | - | 288.28 |
| 4,419.83 | 935.50 | 139.29 | 1,607.09 | 703.68 | 594.04 |
| 11,082.72 | 876.20 | (9,025.74) | 1,888.19 | 3,750.28 | 946.17 |
| 1,143.52 | - | 133.39 | 2,837.83 | 279.09 | 563.57 |
| 793.48 | 846.73 | - | 317.92 | - | 686.24 |
| - | - | - | - | 196.17 | 93.24 |
| - | - | - | - | - | - |
| - | - | - | - | - | - |
| - | - | - | - | - | - |
| - | - | - | - | - | - |
| - | - | 882.00 | - | - | - |
| - | - | - | - | - | - |
| - | - | - | - | - | - |
| - | - | 74.00 | - | - | - |
| - | - | - | - | - | - |
| - | - | - | - | - | - |
| - | - | - | - | - | - |
| - | - | - | - | - | - |
| 7,638.61 | 7,246.22 | 2,217.85 | 3,028.58 | 4,373.29 | 7,761.85 |
| 11,760.14 | 9,124.37 | 10,692.81 | 12,118.74 | 11,894.97 | 10,414.95 |
| - | 299.85 | - | - | - | - |
| - | - | - | - | - | - |
| - | - | - | - | - | - |
| - | - | - | - | - | - |
| (35,313.50) | (43,678.19) | (43,607.00) | (54,097.75) | (53,223.75) | (44,132.25) |
| (3,497.00) | (4,001.50) | (5,077.75) | (4,977.25) | (6,412.25) | (5,780.75) |
| (114.00) | - | (883.50) | (285.00) | (114.00) | (541.50) |
| - | - | - | (1,890.87) | 16,097.48 | - |

| | | | | | |
|-------------------|-------------------|-------------------|-------------------|-------------------|-------------------|
| - | - | - | - | - | - |
| 13,511.62 | 6,421.63 | 5,750.04 | 3,186.58 | 14,187.55 | 6,347.14 |
| 2,728.48 | 6,000.63 | 8,923.77 | 13,903.70 | 29,392.61 | 48,214.17 |
| 1,039.36 | 155.17 | 434.43 | 46,738.00 | 6,731.30 | 1,006.00 |
| - | 7,810.55 | 4,341.42 | 662.51 | 14,345.59 | 2,611.48 |
| - | - | - | - | - | - |
| - | - | - | - | - | - |
| - | - | - | - | - | - |
| (4,393.29) | 7,261.84 | (6,595.70) | 7,256.82 | (4,467.43) | 4,011.97 |
| - | - | - | - | - | - |
| (4,615.63) | 1,849.44 | (1,944.98) | (1,140.04) | (803.05) | 2,645.17 |
| 15.12 | 15.12 | 15.12 | 15.12 | 15.12 | 14.97 |
| 23,031.92 | 20,296.98 | 31,247.16 | 22,773.74 | 36,708.34 | 24,090.15 |
| - | - | - | - | - | - |
| 932.97 | 884.94 | 1,702.87 | 1,063.23 | 1,475.04 | 1,693.60 |
| - | - | - | - | - | - |
| 299.30 | 22.50 | 92.10 | 7.50 | 22.50 | 15.00 |
| 11,506.77 | 5,036.94 | 2,044.60 | 1,349.80 | 587.85 | 317.33 |
| - | 317.51 | - | - | 5,163.16 | 3,251.94 |
| 1,162.20 | 22.08 | - | - | - | - |
| - | - | - | - | - | - |
| - | - | - | - | - | - |
| 2,960.00 | 3,582.56 | 3,282.00 | 8,398.00 | 4,320.30 | 4,570.00 |
| - | - | - | - | - | - |
| 5,136.25 | 8,728.87 | 12,015.70 | 16,730.54 | 11,387.29 | 10,499.34 |
| - | - | - | - | - | - |
| 2,540.95 | 2,281.04 | 4,675.21 | 1,723.72 | 1,250.74 | 5,428.04 |
| - | - | - | 562.45 | - | - |
| 2,140.85 | 3,926.18 | 1,210.89 | 815.53 | 635.21 | 1,230.20 |
| 879.45 | 1,572.30 | 1,195.09 | 562.87 | 259.85 | 249.24 |
| - | 6,027.32 | 2,703.66 | 2,040.48 | 2,268.24 | 1,932.08 |
| 2,509.64 | 2,813.89 | 2,658.89 | 4,810.68 | 4,195.57 | 2,311.80 |
| 18,505.44 | 20,807.56 | 12,520.17 | 26,048.91 | 60,689.74 | 15,398.51 |
| 17,831.23 | 15,205.75 | 7,914.12 | 10,200.96 | 9,733.19 | 7,530.23 |
| 445.72 | - | - | - | - | - |
| 158,559.86 | 167,596.73 | 114,276.72 | 208,305.85 | 227,354.80 | 173,481.11 |
| - | 263.71 | 3,075.29 | 4,849.36 | 2,104.83 | 3,674.00 |
| 1,729.26 | 1,349.48 | 2,052.18 | 2,102.42 | 2,588.61 | 1,898.61 |
| - | - | 663.20 | - | - | - |
| 71,679.54 | 92,306.14 | 89,305.31 | 96,433.60 | 99,188.40 | 87,739.36 |
| 571.92 | 1,593.36 | 1,536.28 | 2,426.57 | 7,924.80 | 2,905.67 |
| 73,980.72 | 95,512.69 | 96,632.26 | 105,811.95 | 111,806.64 | 96,217.64 |
| (4,504.67) | (2,838.94) | 2,838.94 | - | 616.89 | 2,388.93 |
| 8,461.40 | 5,122.14 | 731.15 | 5,282.07 | 528.50 | 359.50 |
| 3,800.68 | 4,280.24 | 4,333.70 | 4,979.29 | 5,886.08 | 6,507.26 |
| - | - | - | - | - | - |
| (90.15) | - | - | 83.79 | 267.61 | 453.45 |
| (627.60) | - | - | - | - | 222.28 |
| 653.75 | 209.20 | 169.98 | 496.85 | - | - |
| - | - | - | - | - | - |

| | | | | | |
|------------------|------------------|------------------|------------------|------------------|------------------|
| - | - | - | - | - | - |
| - | - | - | - | - | - |
| - | - | - | - | - | - |
| - | - | - | - | - | - |
| - | - | - | - | - | - |
| (18,316.18) | (412.58) | 412.58 | (908.78) | (381.85) | (486.66) |
| 41,547.02 | 27,746.16 | 20,678.05 | 22,192.98 | 28,722.11 | 21,562.93 |
| - | - | - | - | 91.09 | - |
| 577.56 | 146.21 | 34.87 | 305.08 | 1,339.10 | (351.94) |
| 2,859.91 | 5,697.93 | 4,256.33 | 743.12 | 1,891.56 | 5,964.68 |
| 34,361.72 | 39,950.36 | 33,455.60 | 33,174.40 | 38,961.09 | 36,620.43 |
| 16,602.28 | 19,137.51 | 17,547.98 | 19,631.13 | 20,445.52 | 16,437.65 |
| 65,086.35 | 72,374.22 | 61,618.48 | 74,538.33 | 72,327.42 | 65,332.29 |
| 50,641.51 | 56,735.10 | 46,532.18 | 58,152.52 | 62,908.61 | 51,707.63 |
| 36,143.70 | 42,759.72 | 39,415.60 | 44,403.83 | 41,870.42 | 32,269.16 |
| 11,039.94 | 11,039.95 | 9,378.52 | 12,903.37 | 11,874.53 | 9,302.43 |
| - | - | - | - | - | - |
| 38,013.77 | 40,688.98 | 41,073.40 | 42,698.76 | 34,349.01 | 33,804.77 |
| - | - | - | - | - | - |
| 2,246.15 | 4,065.57 | 3,739.08 | 1,258.11 | 4,545.61 | 2,462.15 |
| - | - | - | - | - | - |
| 24.99 | 68.00 | 773.15 | - | 143.91 | 204.18 |
| 429.41 | 176.11 | 585.06 | 391.99 | 362.32 | 286.93 |
| - | - | - | - | - | - |
| 5,040.85 | 2,956.63 | 2,902.74 | 4,347.59 | 2,932.46 | 2,902.74 |
| - | - | - | - | - | - |
| - | - | - | - | - | - |
| - | - | - | - | - | - |
| - | - | - | - | - | - |
| 235.47 | 96.53 | - | - | 240.56 | - |
| 24,614.01 | 24,614.01 | 15,761.85 | (1,941.99) | 20,187.93 | 22,400.97 |
| 2,501.44 | 890.30 | 2,572.70 | 3,303.46 | 2,724.37 | 2,368.80 |
| 2,867.53 | 2,895.22 | 3,299.93 | 3,410.44 | 4,228.09 | 4,378.39 |
| (72,751.10) | (89,591.51) | (64,640.25) | (89,412.11) | (95,220.43) | (71,756.32) |
| (67,435.96) | (80,824.91) | (77,752.54) | (85,773.55) | (90,072.70) | (68,423.85) |
| 30,639.05 | 32,023.72 | 25,571.79 | 15,633.73 | 25,381.74 | 25,446.61 |
| 46,712.79 | 47,712.79 | 34,884.90 | 37,589.73 | 46,629.43 | 46,512.77 |
| 386.19 | 822.28 | 386.19 | 386.19 | 386.19 | 1,560.99 |
| 12,902.26 | 19,341.83 | 6,029.06 | 6,543.72 | 4,624.85 | 5,353.75 |
| 112,660.00 | 112,660.00 | 112,660.00 | 112,660.00 | 112,660.00 | 112,660.00 |
| 17,674.61 | 17,622.24 | 18,111.32 | 23,116.22 | 18,797.15 | 22,830.13 |
| - | - | - | - | - | - |
| 18,031.00 | 18,031.00 | 18,031.00 | 18,031.00 | 18,031.00 | 18,031.00 |
| - | - | - | - | - | - |
| 152,328.33 | 126,718.15 | 131,890.88 | 125,350.02 | 133,592.55 | 130,947.10 |
| - | - | 8,250.00 | - | - | - |
| 15,316.49 | 15,242.96 | 15,141.12 | 13,261.70 | 14,578.46 | 14,998.54 |
| 2,531.58 | 2,421.94 | 2,710.41 | 2,335.68 | 2,683.73 | 2,529.58 |
| - | - | - | - | - | - |
| 4,482.84 | 1,621.19 | 2,340.92 | 1,616.59 | 393.26 | 1,725.56 |
| (45.00) | 299.94 | 739.97 | (270.00) | - | 290.00 |

| | | | | | |
|--------------------|--------------------|--------------------|--------------------|---------------------|---------------------|
| - | 1,332.50 | - | 546.00 | 2,310.18 | 910.00 |
| 2,595.48 | 1,163.44 | 1,550.00 | - | 936.98 | 2,709.54 |
| - | 100.00 | - | - | - | - |
| 6,608.90 | 1,044.40 | 993.55 | 3,048.80 | 2,004.40 | 2,998.40 |
| (551.16) | 11,195.91 | 10,761.30 | 9,488.19 | 17,493.43 | 7,193.04 |
| - | (11,171.00) | - | - | 29,633.00 | - |
| 8,975.00 | 8,975.00 | 17,950.00 | 8,975.00 | - | 8,975.00 |
| 3,797.49 | 546.00 | 4,440.47 | 1,091.22 | 1,880.12 | 1,415.08 |
| 2,330.91 | 2,298.90 | 2,207.82 | 3,178.48 | 3,424.34 | 2,223.06 |
| 2,550.83 | 960.83 | 670.83 | 490.83 | 490.83 | 1,382.34 |
| 2,325.64 | 443.66 | 4,675.10 | 993.91 | 6,566.44 | 6,459.26 |
| 609.54 | 259.78 | 446.34 | 866.38 | 159.45 | 514.77 |
| - | - | 102.00 | 1,085.00 | - | - |
| 96.00 | 1,056.50 | 1,121.50 | 9,912.00 | 10,608.10 | 19,492.48 |
| - | - | - | - | - | - |
| - | 100.00 | 200.00 | 100.00 | 100.00 | 100.00 |
| 3,906.36 | 2,413.84 | 2,453.75 | 3,035.64 | 2,573.72 | 2,616.76 |
| - | - | - | - | - | - |
| 3,531.37 | 587.10 | 3,229.50 | 1,339.30 | 1,969.39 | 1,771.67 |
| - | - | - | - | - | - |
| 37,044.62 | 50,367.22 | 44,901.90 | 38,132.38 | 37,304.41 | 38,474.34 |
| 602,741.46 | 574,273.55 | 575,259.50 | 526,449.59 | 589,060.78 | 583,799.69 |
| 19,325.00 | 19,421.00 | 18,325.00 | 17,120.00 | 17,652.00 | 20,686.00 |
| (239,406.00) | (305,594.00) | (243,770.00) | (278,697.00) | (292,946.00) | (226,765.00) |
| - | - | - | - | - | - |
| 939,998.14 | 918,935.93 | 898,891.81 | 972,164.98 | 1,131,323.84 | 1,094,339.05 |
| 443,862.60 | 451,538.80 | 449,967.78 | 450,756.88 | 454,381.73 | 453,935.86 |
| (849.62) | (849.62) | (849.62) | (849.62) | (849.62) | (849.62) |
| (1,402.52) | (1,402.52) | (1,402.52) | (1,402.52) | (1,402.52) | (1,402.52) |
| 441,610.46 | 449,286.66 | 447,715.64 | 448,504.74 | 452,129.59 | 451,683.72 |
| (55,951.07) | (55,970.75) | (56,049.00) | (56,089.82) | (56,414.76) | (56,819.87) |
| (55,951.07) | (55,970.75) | (56,049.00) | (56,089.82) | (56,414.76) | (56,819.87) |
| 12,283.90 | 11,963.19 | 12,284.10 | 12,126.54 | 12,126.32 | 12,126.52 |
| 149,557.65 | 149,557.65 | 149,558.44 | 149,557.65 | 149,557.65 | 149,557.65 |
| 161,841.55 | 161,520.84 | 161,842.54 | 161,684.19 | 161,683.97 | 161,684.17 |
| (4,493.73) | (4,493.73) | (4,493.73) | (4,493.73) | (4,493.73) | (4,493.73) |
| - | - | - | - | - | - |
| - | - | - | - | - | - |
| 376,075.15 | 370,744.00 | 376,075.15 | 355,436.79 | 365,755.96 | 365,754.92 |
| 8,798.57 | 10,295.42 | 9,223.50 | 10,888.33 | 10,879.49 | 9,823.57 |
| 37,621.49 | 44,021.74 | 39,438.43 | 46,556.95 | 46,519.22 | 42,004.18 |
| 577.56 | 90.61 | 8.40 | 96.08 | 222.48 | 199.62 |

| | | | | | |
|---------------------|---------------------|---------------------|---------------------|---------------------|---------------------|
| 461.98 | 208.34 | 47.89 | 28.00 | 53.34 | 19.36 |
| 205.72 | 7.20 | (6.34) | 40.94 | 98.21 | 80.12 |
| - | - | - | - | - | 214.05 |
| 423,740.47 | 425,367.31 | 424,787.03 | 413,047.09 | 423,528.70 | 418,095.82 |
| (52,961.77) | 51,612.33 | (30,308.24) | 69,671.74 | 120,301.91 | 400,143.65 |
| (13,914.09) | 13,559.57 | (7,962.56) | 18,304.12 | 31,605.65 | 105,125.52 |
| - | - | - | - | - | - |
| - | - | - | - | - | - |
| - | - | - | - | - | - |
| - | - | - | - | - | - |
| (2,753.00) | (2,753.00) | (2,753.00) | (2,753.00) | (2,753.00) | (2,753.00) |
| (69,628.86) | 62,418.90 | (41,023.80) | 85,222.86 | 149,154.56 | 502,516.17 |
| 1,837,116.96 | 1,957,065.16 | 1,831,670.49 | 2,020,040.31 | 2,256,912.17 | 2,567,005.33 |
| 47,462.42 | 273,618.12 | 84,436.74 | 283,642.76 | 371,752.13 | 921,134.81 |
| 17,406.46 | 9,000.00 | - | - | - | - |
| - | - | - | - | - | - |
| - | - | - | - | - | - |
| (17,406.46) | (9,000.00) | - | - | - | - |
| - | - | - | - | - | - |
| - | - | - | - | - | - |
| - | - | - | - | - | - |
| 280,134.51 | 302,706.68 | 294,232.43 | 302,246.28 | 294,778.52 | 298,944.62 |
| - | - | - | - | - | - |
| 24,866.71 | 32,700.06 | 24,866.72 | 24,866.72 | 24,866.72 | 24,866.72 |
| - | - | - | - | - | - |
| - | - | - | - | - | - |
| (9,826.84) | (9,826.84) | (9,826.84) | (9,826.84) | (9,826.84) | (9,826.84) |
| (15,505.62) | (14,345.78) | (19,196.48) | (22,083.91) | (24,788.84) | (22,794.46) |
| - | - | - | - | - | - |
| 279,668.76 | 311,234.12 | 290,075.83 | 295,202.25 | 285,029.56 | 291,190.04 |
| (389,670.82) | (436,286.82) | (641,925.91) | (653,485.40) | (566,762.83) | 63,181.94 |
| (249,612.80) | (46,616.00) | (205,639.09) | (11,559.49) | 86,722.57 | 629,944.77 |

| | 8 | 9 | 10 | 11 | 12 | |
|--|---------------------|---------------------|---------------------|---------------------|---------------------|----------------------|
| | Aug-17 | Sep-17 | Oct-17 | Nov-17 | Dec-17 | Total |
| | (2,605,120.63) | (2,907,475.21) | (2,209,172.53) | (1,896,472.85) | (1,955,532.99) | (24,627,895) |
| | - | - | - | - | - | - |
| | (343,645.00) | 592,670.00 | (41,037.00) | 196,082.00 | 266,154.00 | (201,883) |
| | - | - | - | - | (99,815.58) | (99,816) |
| | (622,094.92) | (622,094.92) | (622,094.92) | (622,094.92) | (622,094.92) | (7,465,139) |
| | 622,094.92 | 622,094.92 | 622,094.92 | 622,094.92 | 622,094.92 | 7,465,139 |
| | (347,396.10) | (347,554.19) | (347,405.96) | (348,364.53) | (384,154.01) | (4,205,845) |
| | 3,296,161.73 | 2,662,359.40 | 2,597,615.49 | 2,048,755.38 | 2,173,348.58 | 29,135,438.83 |
| | (270.00) | (216.00) | (162.00) | - | - | (3,213) |
| | (25,862.07) | (28,791.77) | (28,195.60) | (33,974.04) | (43,643.48) | (383,226) |
| | (3.49) | (13.54) | - | (19.99) | (8.42) | (45) |
| | (9,239.15) | (9,374.00) | (8,039.00) | (10,279.00) | (8,302.00) | (97,995) |
| | 12,909.15 | 15,375.02 | 12,552.05 | 10,583.83 | 11,324.14 | 153,559 |
| | (952.16) | (952.16) | (952.16) | (952.16) | (952.16) | (13,192) |
| | (8,826.31) | (8,857.66) | (8,814.70) | (8,840.63) | (8,823.60) | (104,497) |
| | 31,974.03 | 32,614.11 | 33,449.41 | 43,481.99 | 50,405.52 | 445,396 |
| | 3,328,405.76 | 2,695,189.51 | 2,631,226.90 | 2,092,237.37 | 2,223,754.10 | 29,584,047.65 |
| | 4,275.14 | 2,886.52 | 3,040.24 | 3,006.08 | 2,806.82 | 48,478 |
| | 1,606.00 | - | - | - | 743.84 | 11,420 |
| | 2,212.49 | 1,780.75 | 1,587.15 | 394.25 | 586.30 | 15,541 |
| | 690.00 | 690.00 | 420.00 | 420.00 | 420.00 | 5,340 |
| | 15,200.00 | 20,704.01 | 10,100.00 | 10,100.00 | 19,020.10 | 145,824 |
| | 1,410.00 | 1,410.00 | 1,210.00 | 1,210.00 | 1,210.00 | 14,820 |
| | 3,641.47 | 3,940.09 | 3,527.71 | 2,846.73 | 1,440.23 | 26,866 |
| | 1,593.83 | 1,300.00 | 580.00 | 580.00 | 580.00 | 7,014 |
| | 19,200.00 | 19,200.00 | 6,500.00 | 6,500.00 | 6,500.00 | 127,700 |
| | 14,911.71 | 14,802.91 | 12,844.51 | 8,216.43 | 4,002.23 | 92,465 |
| | 1,290.00 | 1,290.00 | 910.00 | 910.00 | 910.00 | 11,640 |
| | 800.37 | 470.00 | 430.00 | 430.00 | 430.00 | 5,280 |
| | - | 715.00 | - | - | - | 715 |
| | (614.15) | 1,689.95 | 1,253.04 | (1,737.14) | - | 2,848 |
| | 840.17 | 1,218.00 | 816.93 | 710.80 | 1,800.89 | 12,761 |
| | 18,300.02 | 17,726.73 | 19,500.39 | 19,492.75 | 16,828.42 | 221,015 |
| | 28,501.43 | 31,379.37 | 33,157.91 | 32,980.29 | 30,288.36 | 317,417 |
| | 75,054.60 | 57,297.94 | 47,145.06 | 43,460.55 | 38,591.91 | 555,427 |
| | 149.53 | 154.77 | 158.76 | 163.75 | 174.88 | 2,867 |
| | 14.83 | 14.83 | 14.83 | 14.83 | 14.83 | 239 |
| | 90.71 | 104.24 | 109.30 | 152.02 | 229.31 | 2,083 |
| | - | - | - | - | - | - |
| | 142.72 | 143.66 | 137.26 | 138.96 | 271.90 | 3,219 |

| | | | | | |
|------------|-----------|-----------|-----------|-----------|---------|
| 722.81 | 706.14 | 672.20 | 655.26 | 725.65 | 7,658 |
| 2,382.45 | 2,593.38 | 2,522.84 | 2,086.28 | 1,768.10 | 26,693 |
| 503.17 | 540.01 | 783.50 | 482.02 | 709.28 | 6,456 |
| - | - | - | - | - | - |
| 407.92 | 428.28 | 336.20 | 435.93 | 619.50 | 5,643 |
| - | - | - | - | - | - |
| 448.90 | 436.85 | 414.58 | 450.17 | 594.90 | 6,996 |
| 334.32 | 367.03 | 337.37 | 347.54 | 618.61 | 5,664 |
| 726.92 | 712.53 | 582.17 | 622.93 | 984.45 | 9,731 |
| 452.18 | 432.23 | 720.96 | 1,198.65 | 594.16 | 7,483 |
| 203.97 | 213.03 | 196.16 | 265.32 | 431.95 | 3,832 |
| 18,676.61 | 18,074.28 | 21,386.64 | 5,773.27 | 1,393.23 | 90,495 |
| 58.34 | 55.23 | 48.11 | 53.46 | 62.14 | 625 |
| 7,496.68 | 8,279.53 | 7,450.83 | 6,645.68 | 6,788.90 | 83,212 |
| 723.93 | 979.26 | 1,060.43 | 603.41 | 669.76 | 9,319 |
| 686.24 | 599.79 | 400.56 | 402.66 | 545.33 | 5,754 |
| 1,139.83 | 1,210.39 | 973.45 | 1,022.30 | 1,144.04 | 11,514 |
| - | - | - | - | - | - |
| 1,002.74 | 972.89 | 662.47 | 563.43 | 563.75 | 8,169 |
| 606.73 | 658.47 | 421.70 | 236.70 | 421.40 | 5,597 |
| 375.71 | 345.26 | 372.40 | 394.48 | 717.64 | 6,550 |
| 335.03 | 346.02 | 311.09 | 225.69 | 360.90 | 4,230 |
| 209.88 | 182.26 | 139.98 | 182.55 | 252.05 | 2,452 |
| 1,802.71 | 1,816.18 | 1,489.10 | 836.67 | 1,009.14 | 15,637 |
| 216.75 | 241.87 | 217.79 | 376.01 | 573.60 | 4,412 |
| 1,718.39 | 1,475.41 | 828.57 | 535.28 | 459.23 | 10,768 |
| 544.26 | 547.22 | 548.42 | 402.93 | 580.42 | 5,941 |
| 800.92 | 803.87 | 619.64 | 570.87 | 651.30 | 8,326 |
| 2,234.79 | 2,208.38 | 1,817.37 | 1,355.05 | 1,091.90 | 18,745 |
| 242.96 | 271.49 | 253.98 | 246.70 | 463.29 | 4,313 |
| 1,411.62 | 1,481.41 | 1,396.33 | 1,217.46 | 1,361.91 | 15,289 |
| 361.93 | 360.52 | 313.90 | 561.42 | 610.83 | 5,358 |
| 6,286.17 | 6,581.62 | 5,052.02 | 823.92 | 1,041.98 | 36,436 |
| 188.14 | 215.20 | 189.16 | 270.87 | 350.80 | 3,171 |
| 371.71 | 363.26 | 311.64 | 254.42 | 511.77 | 4,801 |
| 258.75 | 267.07 | 262.88 | 236.72 | 402.98 | 4,039 |
| 848.31 | 1,328.86 | 1,344.89 | 1,335.13 | 1,370.55 | 12,444 |
| 1,038.25 | 981.67 | 584.10 | 566.91 | 610.93 | 8,705 |
| 172.69 | 179.79 | 162.98 | 176.22 | 193.18 | 2,308 |
| 449.84 | 431.59 | 414.41 | 421.35 | 675.46 | 10,019 |
| 1,017.22 | 1,041.65 | 802.10 | 379.02 | 169.01 | 5,995 |
| 434.33 | 443.45 | 443.45 | 443.45 | 443.45 | 5,264 |
| 23,707.09 | 22,366.22 | 22,747.18 | 22,899.33 | 24,203.78 | 284,559 |
| 1,611.55 | 185.15 | 1,030.79 | 2,219.71 | 1,633.56 | 14,253 |
| 393.40 | 470.38 | 606.60 | 1,197.90 | 3,533.86 | 30,164 |
| 2,417.17 | 2,221.83 | 2,129.65 | 2,145.73 | 2,139.59 | 23,254 |
| 536.75 | - | - | - | 300.47 | 3,459 |
| (1,517.49) | 937.73 | 301.83 | 353.29 | 702.97 | 6,273 |
| - | - | - | - | - | 20 |
| - | - | - | - | - | - |
| 1,938.63 | 6,784.24 | 1,573.02 | 2,982.50 | 1,758.02 | 36,973 |
| - | - | - | - | - | - |

| | | | | | |
|-------------|-------------|-------------|-------------|-------------|------------------|
| - | - | - | - | - | - |
| - | - | - | - | - | - |
| 7,117.51 | 19,473.95 | 10,048.68 | 17,791.05 | 24,001.22 | 98,119 |
| 608.45 | - | 1,075.43 | 264.70 | 1,325.94 | 11,364 |
| - | - | - | - | - | - |
| - | - | - | - | - | 920 |
| 110.20 | 110.20 | 112.69 | 112.69 | 112.69 | 1,060 |
| 45.26 | 45.26 | 46.31 | 46.31 | 46.31 | 619 |
| 40.83 | - | 16.83 | 162.63 | 168.24 | 2,976 |
| 160.45 | 169.40 | 170.12 | 201.95 | 820.58 | 4,731 |
| 3,630.00 | 3,162.00 | 2,932.00 | 3,500.00 | 3,086.00 | 37,703 |
| 11,698.16 | 10,439.81 | 10,015.53 | 12,269.56 | 11,989.81 | 143,093 |
| 4,727.67 | 5,269.35 | 4,105.55 | 4,750.63 | 4,625.72 | 51,354 |
| 5,121.27 | 4,454.46 | 2,806.23 | 3,222.57 | 1,939.94 | 39,077 |
| 46.22 | 28.40 | 35.50 | 18.02 | 25.76 | 338 |
| 37,601.53 | 28,882.69 | 23,457.12 | 19,247.17 | 20,460.55 | 282,146 |
| - | - | - | - | - | - |
| 1,424.28 | 1,157.23 | 979.19 | 712.14 | 801.16 | 11,002 |
| - | - | - | - | - | - |
| 4,654.66 | 4,989.63 | 4,145.23 | 3,335.72 | 3,231.05 | 48,952 |
| 104.68 | - | 34.89 | - | - | 282 |
| - | - | - | - | - | - |
| - | - | 12,175.88 | - | - | 12,176 |
| 3,623.48 | 2,382.34 | 2,144.10 | 651.74 | 1,658.98 | 26,630 |
| - | - | - | - | 9,879.80 | 9,880 |
| - | - | - | - | - | - |
| - | - | - | - | - | - |
| 41,354.00 | 32,665.86 | 25,353.92 | 20,896.32 | 20,396.40 | 313,773 |
| - | - | - | - | - | - |
| - | - | - | - | - | - |
| - | - | - | - | - | - |
| 529.98 | 471.02 | 492.43 | 406.79 | 386.32 | 4,524 |
| - | - | 151.77 | - | 151.77 | 304 |
| 45.63 | - | 56.44 | 22.47 | - | 469 |
| 492.96 | 492.96 | 372.88 | 290.72 | 379.20 | 5,420 |
| 1,494.70 | 1,236.84 | 1,339.93 | 721.49 | 206.14 | 10,465 |
| 15,616.83 | 16,528.03 | 19,525.07 | 19,055.52 | 15,736.17 | 218,117 |
| - | - | - | - | - | - |
| 9,936.39 | 6,034.31 | 8,365.59 | 10,457.40 | 3,357.55 | 101,064 |
| 145.25 | - | 41.50 | - | - | 1,669 |
| 12,338.36 | 3,959.95 | 3,246.45 | 4,769.85 | 3,912.80 | 42,008 |
| 6,117.80 | 1,342.40 | 1,625.40 | 300.60 | 1,932.80 | 19,489 |
| 525.14 | 1,261.72 | 187.40 | 1,291.79 | - | 9,962 |
| 2,246.84 | 3,940.39 | 895.19 | 2,524.02 | 2,247.04 | 30,561 |
| 4,180.01 | 4,054.32 | 4,273.01 | 4,083.26 | 4,070.76 | 44,087 |
| (20,333.50) | (20,784.50) | (24,351.25) | (21,681.00) | (21,824.00) | (224,997) |
| - | 2,207.20 | - | - | - | 2,270 |
| - | 4,282.20 | (171.00) | - | (213.12) | 4,350 |
| - | 265.00 | - | 39.50 | - | 344 |
| - | - | 24.35 | - | - | 24 |
| - | - | - | - | - | - |
| 7,235.31 | 17,343.69 | 8,941.73 | 6,880.42 | 10,162.23 | 107,860 |

| | | | | | |
|-------------------|-------------------|-------------------|-------------------|-------------------|---------------------|
| 48,938.74 | 41,228.37 | 35,472.27 | 25,383.85 | 28,468.61 | 385,873 |
| 1,402.94 | 2,159.40 | 480.65 | 313.56 | 1,010.04 | 13,665 |
| 1,406.05 | 454.40 | 559.25 | 559.25 | 744.39 | 9,437 |
| 755.64 | 894.50 | 3,752.98 | 1,260.41 | 986.02 | 25,197 |
| 4,820.81 | 6,535.78 | 6,413.23 | 22,315.65 | 30,924.55 | 143,512 |
| 496,256.60 | 478,196.25 | 400,029.00 | 361,625.64 | 380,869.16 | 4,571,843.89 |
| 19,740.63 | 17,243.65 | 12,676.59 | 13,712.10 | 12,952.02 | 221,608 |
| 8,887.68 | 7,886.44 | 9,021.52 | 9,173.38 | 9,752.60 | 106,442 |
| 7,667.15 | 3,908.57 | 7,427.24 | 966.09 | 10,299.05 | 63,008 |
| 1,199.37 | 3,426.20 | 1,668.72 | (1,042.46) | 2,512.45 | 12,224 |
| - | 539.54 | 947.85 | 40.45 | 1,206.59 | 4,467 |
| 2,262.48 | 290.50 | 7,714.06 | 1,781.70 | 5,847.88 | 53,817 |
| 14,054.67 | 9,068.31 | 8,192.62 | 7,125.93 | 5,979.06 | 110,689 |
| 621.54 | 187.60 | 2,378.68 | 3,219.10 | 1,999.57 | 16,145 |
| - | - | - | - | - | 2,350 |
| - | - | - | - | - | - |
| 617.50 | 28,538.40 | 973.50 | 619.00 | 2,507.29 | 36,616 |
| - | - | - | - | - | - |
| 4,734.85 | 3,791.76 | 5,348.16 | 10,377.17 | 4,127.58 | 58,441 |
| - | - | - | - | - | - |
| 1,458.49 | 906.54 | 657.50 | 3,026.25 | 1,910.07 | 25,710 |
| 5,402.06 | 7,526.62 | 4,145.25 | 7,897.15 | 6,101.63 | 77,115 |
| 773.20 | 209.23 | - | - | 110.58 | 2,795 |
| - | 976.04 | - | - | - | 1,338 |
| 2,772.80 | 395.29 | 1,816.62 | 2,116.94 | 270.02 | 23,479 |
| 1,693.60 | 4,298.57 | 572.59 | 2,394.00 | 4,410.49 | 23,940 |
| - | 476.40 | 240.43 | 139.76 | 1,415.37 | 13,177 |
| - | 391.51 | - | 3,253.14 | 2,171.98 | 8,461 |
| 406.44 | 7,693.41 | - | 5,240.60 | - | 13,630 |
| - | 794.60 | - | - | - | 795 |
| 796.32 | 10,540.24 | 741.20 | - | (242.40) | 11,835 |
| - | 419.88 | - | - | - | 420 |
| - | 408.00 | - | - | - | 408 |
| - | 4,612.60 | - | 3,422.80 | 272.00 | 9,189 |
| - | - | - | - | - | - |
| - | 1,007.96 | - | - | - | 1,008 |
| - | 1,620.00 | - | - | - | 1,694 |
| - | 149.00 | - | - | - | 149 |
| - | 226.00 | - | - | - | 226 |
| - | - | - | - | - | - |
| - | - | - | - | - | - |
| 5,351.75 | 5,382.79 | 10,191.69 | 6,894.51 | 6,552.15 | 74,120 |
| 11,241.26 | 13,770.70 | 13,787.93 | 13,099.83 | 12,613.84 | 140,699 |
| - | - | - | - | - | 300 |
| - | - | - | - | - | - |
| 563.71 | 1,986.16 | 165.02 | 959.80 | - | 3,675 |
| - | - | - | - | - | - |
| (54,551.25) | (45,905.00) | (45,881.00) | (40,368.75) | (39,108.75) | (542,682) |
| (6,859.00) | (5,434.00) | (5,001.75) | (4,944.75) | (5,136.25) | (60,300) |
| (57.00) | - | (1,168.50) | - | - | (3,164) |
| - | - | - | (1.26) | 15,083.26 | 40,405 |

| | | | | | |
|-------------------|-------------------|-------------------|-------------------|-------------------|---------------------|
| - | - | 427.47 | - | 953.13 | 1,381 |
| 19,617.13 | 34,790.36 | 9,423.90 | 4,677.24 | 17,560.11 | 153,837 |
| 35,730.92 | 17,849.97 | 36,823.37 | 12,781.70 | 3,165.41 | 217,274 |
| 972.47 | 3,271.10 | 6,959.49 | 182.18 | 382.86 | 68,576 |
| 4,908.24 | 350.25 | (113.66) | 351.19 | - | 35,413 |
| - | - | - | - | - | 107 |
| - | - | - | - | - | - |
| - | - | - | - | - | - |
| 1,356.67 | (3,540.08) | (1,391.95) | (1,871.15) | 11,736.89 | (0) |
| - | - | - | - | - | - |
| 1,834.11 | (647.84) | 7,719.56 | (11,860.49) | (6,233.57) | 0 |
| 14.83 | 14.83 | 14.83 | 14.83 | 14.98 | 180 |
| 29,897.48 | 19,901.44 | 29,771.76 | 19,874.02 | 27,956.87 | 301,905 |
| - | - | - | - | - | - |
| 1,304.42 | 1,567.95 | 2,074.31 | 1,518.60 | 1,292.57 | 16,856 |
| - | - | - | - | - | - |
| - | 494.80 | 285.38 | 9.97 | 109.08 | 1,381 |
| 2,755.05 | 1,671.13 | 4,731.24 | 2,915.50 | 11,199.64 | 50,505 |
| 748.00 | - | - | - | - | 9,481 |
| 3,031.64 | 3,581.09 | 2,954.74 | 4,286.05 | 10,952.50 | 31,462 |
| - | - | - | - | - | - |
| - | - | - | - | - | - |
| 3,340.00 | 4,630.88 | 4,024.54 | 4,498.00 | 5,444.16 | 52,641 |
| - | - | - | - | - | - |
| 13,316.14 | 11,224.76 | 11,338.65 | 8,298.68 | 8,749.37 | 124,679 |
| - | - | - | - | - | - |
| 1,316.77 | 1,915.80 | 1,519.24 | 1,335.08 | 3,664.56 | 28,850 |
| - | - | - | - | - | - |
| 982.69 | 856.67 | 726.46 | 870.24 | 1,457.22 | 17,666 |
| 235.85 | 428.46 | 849.13 | 1,128.82 | 1,276.93 | 9,531 |
| 2,260.69 | 2,686.71 | 2,084.73 | 2,364.14 | 2,709.86 | 31,512 |
| 3,673.20 | 3,290.21 | 4,043.29 | 3,341.80 | 3,296.05 | 40,059 |
| 6,354.17 | 15,922.95 | 9,507.76 | 31,112.91 | 46,145.54 | 284,421 |
| 6,617.22 | 5,803.63 | 7,772.07 | 7,050.18 | 12,851.06 | 135,366 |
| - | - | - | 224.80 | - | 767 |
| 169,045.94 | 213,398.58 | 178,162.23 | 142,206.77 | 228,293.30 | 2,168,075.93 |
| 64.42 | 3,948.93 | 115.11 | 1,284.06 | 1,154.97 | 21,022 |
| 2,194.38 | 1,765.08 | 1,994.46 | 1,969.59 | 1,852.96 | 22,942 |
| - | 4,338.60 | - | - | - | 5,002 |
| 95,556.49 | 88,255.59 | 93,576.83 | 81,565.68 | 91,888.98 | 1,093,787 |
| 2,169.79 | 837.88 | 453.36 | 2,968.66 | 683.85 | 26,607 |
| 99,985.08 | 99,146.08 | 96,139.76 | 87,787.99 | 95,580.76 | 1,169,359.72 |
| 3,865.15 | 1,620.33 | 3,569.05 | 3,635.29 | (15,695.64) | - |
| 673.00 | 552.50 | 534.00 | 433.00 | 15,167.37 | 37,845 |
| 5,417.24 | 5,368.83 | 6,115.91 | 4,889.23 | 4,539.21 | 61,428 |
| - | - | - | - | - | - |
| 1,522.80 | 532.95 | 704.04 | 953.14 | (4,517.78) | 0 |
| - | 339.95 | - | - | (562.23) | - |
| - | - | - | - | 771.43 | 2,301 |
| - | - | - | - | - | - |

| | | | | | |
|------------------|------------------|------------------|------------------|------------------|-------------------|
| - | - | - | - | - | - |
| - | - | - | - | - | - |
| - | - | - | - | - | - |
| - | - | - | - | - | - |
| - | - | - | - | - | - |
| (508.58) | (355.74) | (655.51) | (614.88) | 3,912.00 | (0) |
| 29,595.67 | 24,819.95 | 25,158.63 | 24,536.61 | 31,876.18 | 298,436 |
| - | - | - | - | - | 91 |
| (752.91) | (290.91) | (240.80) | (77.36) | 5,074.31 | 6,025 |
| 2,330.78 | 6,443.68 | 3,026.32 | 1,478.94 | 3,420.68 | 41,763 |
| 42,143.15 | 39,031.54 | 38,211.64 | 35,233.97 | 43,985.53 | 447,888.53 |
| 14,516.32 | 14,580.99 | 15,946.23 | 14,896.41 | 11,993.43 | 200,322 |
| 68,829.10 | 71,995.11 | 75,496.76 | 78,967.04 | 73,707.98 | 854,299 |
| 59,699.53 | 58,600.70 | 61,070.62 | 58,807.81 | 85,583.55 | 710,648 |
| 39,314.94 | 37,828.28 | 40,746.27 | 37,206.72 | 36,231.22 | 469,395 |
| 10,331.27 | 11,874.52 | 11,360.11 | 12,388.95 | 10,331.27 | 132,865 |
| - | - | - | - | - | - |
| 40,026.06 | 39,680.81 | 40,144.52 | 43,460.70 | 36,280.53 | 471,385 |
| - | - | - | - | - | - |
| 4,929.40 | 3,877.46 | 3,801.83 | 3,123.05 | 4,036.63 | 42,230 |
| - | - | - | - | - | - |
| - | 1,313.79 | - | 206.16 | 68.00 | 3,063 |
| 219.70 | 741.10 | 291.74 | 330.33 | 287.17 | 4,433 |
| - | 1,248.60 | - | - | - | 1,249 |
| 5,688.84 | 2,902.74 | 2,678.54 | 3,437.78 | 8,647.42 | 45,654 |
| - | - | - | - | - | - |
| - | - | - | - | - | - |
| - | - | - | - | - | - |
| - | 245.20 | - | - | 14.99 | 260 |
| 34.32 | - | - | - | 41.41 | 648 |
| 26,764.38 | 26,764.38 | 26,764.38 | 26,764.38 | 26,764.38 | 264,073 |
| 2,640.26 | 2,558.07 | 2,311.10 | 2,363.87 | 2,946.63 | 30,456 |
| 4,850.01 | 4,105.61 | 3,600.18 | 3,059.24 | 2,659.29 | 42,347 |
| (89,130.48) | (62,089.10) | (71,179.83) | (64,329.87) | (66,526.80) | (900,438) |
| (87,562.77) | (86,458.08) | (81,402.15) | (84,581.87) | (73,099.81) | (968,187) |
| 41,802.49 | 24,709.79 | 18,151.03 | 16,942.43 | 27,553.21 | 307,297 |
| 46,546.12 | 46,546.14 | 46,300.87 | 46,554.45 | 46,998.39 | 539,901 |
| 386.19 | 1,294.10 | 711.19 | 386.19 | 386.19 | 7,478 |
| 4,947.60 | 7,963.48 | 10,257.11 | 16,653.07 | 14,708.27 | 120,517 |
| 112,660.00 | 112,660.00 | 112,660.00 | 112,660.00 | 128,557.00 | 1,367,817 |
| 18,262.11 | 19,173.57 | 23,487.03 | 19,165.40 | 18,812.65 | 238,673 |
| - | - | - | - | - | - |
| 18,031.00 | 18,031.00 | 18,031.00 | 18,031.00 | 60,834.96 | 259,176 |
| - | - | 5,836.75 | 250.00 | - | 6,087 |
| 123,134.28 | 138,935.78 | 123,876.86 | 127,526.50 | 96,344.16 | 1,551,718 |
| - | 11,375.00 | - | - | - | 19,625 |
| 14,962.97 | 14,709.87 | 14,916.55 | 14,545.89 | 15,114.23 | 177,703 |
| 2,670.50 | 2,941.50 | 2,941.50 | 2,968.00 | 3,021.00 | 32,503 |
| - | - | - | - | - | - |
| 1,720.86 | 2,977.82 | 2,318.44 | (22.80) | 5,890.26 | 30,599 |
| - | 690.00 | 210.99 | 106.65 | (92.12) | 2,295 |

| | | | | | |
|---------------------|---------------------|---------------------|--------------------|---------------------|----------------------|
| - | 237.42 | 540.65 | 30.58 | 12.18 | 5,920 |
| 1,213.29 | 895.13 | 448.72 | 1,599.72 | 855.59 | 22,273 |
| - | - | - | - | - | 100 |
| 1,044.40 | 960.00 | 5,984.60 | 1,476.99 | 12,346.55 | 38,511 |
| 1,281.52 | 2,512.00 | 6,836.00 | 1,094.00 | 60.00 | 67,364 |
| - | 19,458.00 | - | - | (18,437.00) | 19,483 |
| 5,252.34 | 7,113.67 | 10,423.99 | 10,879.00 | 10,424.00 | 106,918 |
| 857.59 | 7,054.82 | 747.59 | 525.00 | 729.54 | 23,490 |
| 3,897.83 | 3,451.99 | 3,540.57 | 3,188.23 | 4,050.08 | 36,294 |
| 565.83 | 1,201.18 | 465.83 | 3,747.77 | 4,132.80 | 17,166 |
| 229.27 | 183.56 | 151.98 | 1,131.90 | 75.91 | 23,237 |
| 260.66 | 853.95 | 269.33 | 573.38 | 297.75 | 5,358 |
| - | 52.00 | - | 218.40 | 696.83 | 2,154 |
| 556.34 | 3,285.89 | 756.00 | 456.00 | 1,175.50 | 48,516 |
| - | - | - | - | - | - |
| 100.00 | 100.00 | - | 200.00 | - | 1,262 |
| 2,455.88 | 2,994.53 | 4,846.06 | 2,423.06 | 2,510.61 | 34,545 |
| - | - | - | - | - | - |
| 1,860.99 | 1,870.99 | 1,786.96 | 1,841.30 | 1,816.30 | 24,950 |
| - | - | - | - | - | - |
| 35,426.94 | 32,518.46 | 37,429.50 | 45,270.95 | 61,890.31 | 497,262 |
| 541,277.88 | 616,521.82 | 585,557.40 | 586,523.76 | 660,732.44 | 7,040,895.02 |
| 29,478.00 | 29,681.00 | 26,108.00 | 24,718.00 | 21,678.00 | 262,689 |
| (288,161.00) | (276,410.00) | (267,243.00) | (296,310.00) | (316,180.00) | (3,321,124) |
| - | - | - | - | - | - |
| 1,090,025.65 | 1,199,565.27 | 1,056,965.03 | 941,786.13 | 1,114,959.19 | 12,339,628.09 |
| 455,261.03 | 452,588.55 | 439,993.20 | 467,227.67 | 536,623.63 | 5,522,047 |
| (849.62) | (849.62) | (849.62) | (849.62) | (849.62) | (10,195) |
| (1,402.52) | (1,402.52) | (1,402.52) | (1,402.52) | (1,402.52) | (16,830) |
| 453,008.89 | 450,336.41 | 437,741.06 | 464,975.53 | 534,371.49 | 5,495,021.11 |
| (56,936.04) | (57,064.35) | (56,941.73) | (58,095.38) | (66,556.46) | (693,179) |
| (56,936.04) | (57,064.35) | (56,941.73) | (58,095.38) | (66,556.46) | (693,178.63) |
| 12,126.32 | 12,126.65 | 12,131.30 | 12,297.96 | 11,565.14 | 145,442 |
| 149,557.64 | 149,557.65 | 149,558.44 | 149,557.65 | 149,557.65 | 1,792,078 |
| 161,683.96 | 161,684.30 | 161,689.74 | 161,855.61 | 161,122.79 | 1,937,519.48 |
| (4,493.73) | (4,493.73) | (4,493.73) | (4,493.73) | (4,493.73) | (53,925) |
| - | - | - | - | - | - |
| - | - | - | - | - | - |
| 365,755.97 | 300,497.13 | 366,622.91 | 388,283.42 | 492,671.13 | 4,553,766 |
| 11,104.24 | 10,258.21 | 10,387.96 | 10,568.09 | 11,926.98 | 124,247 |
| 46,512.73 | 41,909.29 | 42,371.01 | 42,739.87 | 47,199.69 | 520,051 |
| 198.84 | 23.82 | 24.43 | 45.73 | 1,531.06 | 6,335 |

| | | | | | |
|-------------------|-------------------|-------------------|---------------------|---------------------|---------------------|
| 47.95 | 86.99 | 417.48 | 126.80 | 2,656.90 | 4,856 |
| 170.97 | 167.38 | 33.10 | 58.23 | 217.43 | 1,227 |
| - | - | - | - | - | 214 |
| 423,790.70 | 352,942.82 | 419,856.89 | 441,822.14 | 556,203.19 | 5,210,697.05 |
| 349,431.44 | 134,498.09 | 147,157.79 | 8,188.17 | (1,199,863.21) | (0) |
| 91,802.45 | 35,335.27 | 38,661.22 | 2,151.18 | (315,227.42) | - |
| - | - | - | - | - | - |
| - | - | - | - | 919,139.00 | 919,139 |
| - | - | - | - | 479,658.00 | 479,658 |
| - | - | - | - | - | - |
| - | - | - | - | - | - |
| (2,753.00) | (2,753.00) | (2,753.00) | (2,753.00) | (2,753.00) | (33,036) |
| 438,480.89 | 167,080.36 | 183,066.01 | 7,586.35 | (119,046.63) | 1,365,761.00 |
| 2,505,560.32 | 2,270,051.08 | 2,197,883.27 | 1,955,436.65 | 2,176,559.84 | 25,601,523.34 |
| 822,845.44 | 425,138.43 | 433,343.63 | 136,800.72 | 47,194.26 | 3,982,524.31 |
| - | - | - | - | - | - |
| - | - | - | - | - | (594) |
| - | - | - | - | - | - |
| - | - | - | - | - | - |
| - | - | - | - | - | 593.54 |
| - | - | - | (10,235.00) | (1,038.00) | (11,273) |
| - | - | - | (6,544.00) | (663.00) | (7,207) |
| - | - | - | (16,779.00) | (1,701.00) | (18,480.00) |
| 298,862.84 | 320,235.80 | 304,459.34 | 296,124.03 | 289,734.99 | 3,587,384 |
| - | - | - | - | - | - |
| 25,900.07 | 24,866.72 | 24,866.72 | 24,858.38 | 24,670.92 | 306,867 |
| - | - | - | - | - | - |
| - | - | - | - | - | - |
| (9,826.84) | (9,826.84) | (9,826.84) | (9,826.84) | (9,826.84) | (117,922) |
| (23,594.10) | (24,417.14) | (25,009.38) | (26,665.88) | (28,704.17) | (264,661) |
| - | - | - | - | - | - |
| 291,341.97 | 310,858.54 | 294,489.84 | 284,489.69 | 275,874.90 | 3,511,668.37 |
| 594,685.41 | 708,965.30 | 847,819.09 | 716,909.12 | 489,929.48 | 489,929.48 |
| 531,503.47 | 114,279.89 | 138,853.79 | (130,909.97) | (226,979.64) | |

Land

| | | | |
|--------|-----|------|--------------|
| 303100 | 001 | 2000 | 2303-100-001 |
| 303150 | 001 | 2000 | 2303-150-001 |
| 303200 | 001 | 2000 | 2303-200-001 |
| 303201 | 001 | 2000 | 2303-201-001 |
| 303240 | 001 | 2000 | 2303-240-001 |
| 303250 | 001 | 2000 | 2303-250-001 |
| 303300 | 001 | 2000 | 2303-300-001 |
| 303400 | 001 | 2000 | 2303-400-001 |
| 303500 | 001 | 2000 | 2303-500-001 |
| 303501 | 001 | 2000 | 2303-501-001 |
| 303550 | 001 | 2000 | 2303-550-001 |
| 303600 | 001 | 2000 | 2303-600-001 |
| 303650 | 001 | 2000 | 2303-650-001 |
| 303700 | 001 | 2000 | 2303-700-001 |

1

Structures

| | | | |
|--------|-----|------|--------------|
| 304100 | 001 | 2000 | 2304-100-001 |
| 304101 | 001 | 2000 | 2304-101-001 |
| 304102 | 001 | 2000 | 2304-102-001 |
| 304103 | 001 | 2000 | 2304-103-001 |
| 304150 | 001 | 2000 | 2304-150-001 |
| 304155 | 001 | 2000 | 2304-155-001 |
| 304200 | 001 | 2000 | 2304-200-001 |
| 304201 | 001 | 2000 | 2304-201-001 |
| 304204 | 001 | 2000 | 2304-204-001 |
| 304210 | 001 | 2000 | 2304-210-001 |
| 304250 | 001 | 2000 | 2304-250-001 |
| 304265 | 001 | 2000 | 2304-265-001 |
| 304300 | 001 | 2000 | 2304-300-001 |
| 304500 | 001 | 2000 | 2304-500-001 |
| 304550 | 001 | 2000 | 2304-550-001 |
| 304551 | 001 | 2000 | 2304-551-001 |
| 304555 | 001 | 2000 | 2304-555-001 |
| 304557 | 001 | 2000 | 2304-557-001 |
| 304670 | 001 | 2000 | 2304-670-001 |
| 304700 | 001 | 2000 | 2304-700-001 |
| 304701 | 001 | 2000 | 2304-701-001 |
| 304750 | 001 | 2000 | 2304-750-001 |
| 304757 | 001 | 2000 | 2304-757-001 |
| 304800 | 001 | 2000 | 2304-800-001 |
| 304950 | 001 | 2000 | 2304-950-001 |
| 304951 | 001 | 2000 | 2304-951-001 |
| 305000 | 001 | 2000 | 2305-000-001 |
| 305110 | 001 | 2000 | 2305-110-001 |
| 305120 | 001 | 2000 | 2305-120-001 |

| | | | |
|--------|-----|------|--------------|
| 305130 | 001 | 2000 | 2305-130-001 |
| 305140 | 001 | 2000 | 2305-140-001 |
| 305145 | 001 | 2000 | 2305-145-001 |
| 306000 | 001 | 2000 | 2306-000-001 |
| 307100 | 001 | 2000 | 2307-100-001 |
| 307210 | 001 | 2000 | 2307-210-001 |
| 307250 | 001 | 2000 | 2307-250-001 |
| 307251 | 001 | 2000 | 2307-251-001 |
| 308200 | 001 | 2000 | 2308-200-001 |
| 309200 | 001 | 2000 | 2309-200-001 |

2

Equipment

| | | | |
|--------|-----|------|--------------|
| 310000 | 001 | 2000 | 2310-000-001 |
| 311200 | 001 | 2000 | 2311-200-001 |
| 311201 | 001 | 2000 | 2311-201-001 |
| 311202 | 001 | 2000 | 2311-202-001 |
| 311203 | 001 | 2000 | 2311-203-001 |
| 311205 | 001 | 2000 | 2311-205-001 |
| 311207 | 001 | 2000 | 2311-207-001 |
| 311210 | 001 | 2000 | 2311-210-001 |
| 311220 | 001 | 2000 | 2311-220-001 |
| 311230 | 001 | 2000 | |
| 311250 | 001 | 2000 | 2311-250-001 |
| 311265 | 001 | 2000 | 2311-265-001 |
| 311300 | 001 | 2000 | 2311-300-001 |
| 311400 | 001 | 2000 | 2311-400-001 |
| 311500 | 001 | 2000 | 2311-500-001 |
| 311600 | 001 | 2000 | 2311-600-001 |
| 311603 | 001 | 2000 | 2311-603-001 |
| 311605 | 001 | 2000 | 2311-605-001 |
| 311607 | 001 | 2000 | 2311-607-001 |
| 320000 | 001 | 2000 | 2320-000-001 |
| 320005 | 001 | 2000 | 2320-005-001 |
| 320006 | 001 | 2000 | 2320-006-001 |
| 320007 | 001 | 2000 | 2320-007-001 |
| 320008 | 001 | 2000 | 2320-008-001 |
| 320017 | 001 | 2000 | 2320-017-001 |
| 320100 | 001 | 2000 | 2320-100-001 |
| 320101 | 001 | 2000 | 2320-101-001 |
| 320105 | 001 | 2000 | 2320-105-001 |
| 320200 | 001 | 2000 | 2320-200-001 |
| 320250 | 001 | 2000 | 2320-250-001 |
| 320310 | 001 | 2000 | 2320-310-001 |
| 320360 | 001 | 2000 | 2320-360-001 |

3

Transmission

| | | | |
|--------|-----|------|--------------|
| 114100 | 001 | 2000 | 2114-100-001 |
| 114101 | 001 | 2000 | 2114-101-001 |
| 115101 | 001 | 2000 | 2115-101-001 |
| 115102 | 001 | 2000 | 2115-102-001 |
| 330160 | 001 | 2000 | 2330-160-001 |
| 330165 | 001 | 2000 | 2330-165-001 |

| | | | |
|--------|-----|------|--------------|
| 330170 | 001 | 2000 | 2330-170-001 |
| 330171 | 001 | 2000 | 2330-171-001 |
| 330174 | 001 | 2000 | 2330-174-001 |
| 330500 | 001 | 2000 | 2330-500-001 |
| 331000 | 001 | 2000 | 2331-000-001 |
| 331001 | 001 | 2000 | 2331-001-001 |
| 331002 | 001 | 2000 | 2331-002-001 |
| 331003 | 001 | 2000 | 2331-003-001 |
| 331100 | 001 | 2000 | 2331-100-001 |
| 331101 | 001 | 2000 | 2331-101-001 |
| 331102 | 001 | 2000 | 2331-102-001 |
| 331150 | 001 | 2000 | 2331-150-001 |
| 331165 | 001 | 2000 | 2331-165-001 |
| 331200 | 001 | 2000 | 2331-200-001 |
| 331201 | 001 | 2000 | 2331-201-001 |
| 331204 | 001 | 2000 | 2331-204-001 |
| 331205 | 001 | 2000 | 2331-205-001 |
| 331206 | 001 | 2000 | 2331-206-001 |
| 331220 | 001 | 2000 | 2331-220-001 |
| 331250 | 001 | 2000 | 2331-250-001 |
| 331251 | 001 | 2000 | 2331-251-001 |
| 331252 | 001 | 2000 | 2331-252-001 |
| 331253 | 001 | 2000 | 2331-253-001 |
| 331254 | 001 | 2000 | 2331-254-001 |
| 331256 | 001 | 2000 | 2331-256-001 |
| 331257 | 001 | 2000 | 2331-257-001 |
| 331300 | 001 | 2000 | 2331-300-001 |
| 331305 | 001 | 2000 | 2331-305-001 |
| 331350 | 001 | 2000 | 2331-350-001 |
| 331360 | 001 | 2000 | 2331-360-001 |
| 331770 | 001 | 2000 | 2331-770-001 |
| 333004 | 001 | 2000 | 2333-004-001 |
| 333100 | 001 | 2000 | 2333-100-001 |
| 333101 | 001 | 2000 | 2333-101-001 |
| 333102 | 001 | 2000 | 2333-102-001 |
| 333120 | 001 | 2000 | 2333-120-001 |
| 333122 | 001 | 2000 | 2333-122-001 |
| 333140 | 001 | 2000 | 2333-140-001 |
| 333150 | 001 | 2000 | 2333-150-001 |
| 333165 | 001 | 2000 | 2333-165-001 |
| 333200 | 001 | 2000 | 2333-200-001 |
| 333230 | 001 | 2000 | 2333-230-001 |
| 333250 | 001 | 2000 | 2333-250-001 |
| 334000 | 001 | 2000 | 2334-000-001 |
| 334001 | 001 | 2000 | 2334-001-001 |
| 334100 | 001 | 2000 | 2334-100-001 |
| 334220 | 001 | 2000 | 2334-220-001 |
| 334250 | 001 | 2000 | 2334-250-001 |
| 334360 | 001 | 2000 | 2334-360-001 |
| 334370 | 001 | 2000 | 2334-370-001 |
| 334400 | 001 | 2000 | 2334-400-001 |
| 334450 | 001 | 2000 | 2334-450-001 |

| | | | |
|--------|-----|------|------------------------------|
| 334500 | 001 | 2000 | 2334-500-001 |
| 334570 | 001 | 2000 | 2334-570-001 |
| 334600 | 001 | 2000 | 2334-600-001 |
| 334650 | 001 | 2000 | 2334-650-001 |
| 334770 | 001 | 2000 | 2334-770-001 |
| 334890 | 001 | 2000 | 2334-890-001 |
| 334900 | 001 | 2000 | 2334-900-001 |
| 334920 | 001 | 2000 | 2334-920-001 |
| 334950 | 001 | 2000 | 2334-950-001 |
| 335000 | 001 | 2000 | 2335-000-001 |
| 335001 | 001 | 2000 | 2335-001-001 |
| 335002 | 001 | 2000 | 2335-002-001 |
| 335005 | 001 | 2000 | 2335-005-001 |
| 335100 | 001 | 2000 | 2335-100-001 |
| 335200 | 001 | 2000 | 2335-200-001 |
| 335205 | 001 | 2000 | 2335-205-001 |
| 335220 | 001 | 2000 | 2335-220-001 |
| 335650 | 001 | 2000 | 2335-650-001 |
| 339000 | 001 | 2000 | 2339-000-001 |
| 339100 | 001 | 2000 | 2339-100-001 |
| 339200 | 001 | 2000 | 2339-200-001 |
| 339300 | 001 | 2000 | 2339-300-001 |
| 339360 | 001 | 2000 | 2339-360-001 |
| 339500 | 001 | 2000 | 2339-500-001 |
| 339650 | 001 | 2000 | 2339-650-001 |
| 339770 | 001 | 2000 | 2339-770-001 |
| 4 | | | |
| | | | <u>Miscellaneous</u> |
| 340100 | 001 | 2000 | 2340-100-001 |
| 341000 | 001 | 2000 | 2341-000-001 |
| 343000 | 001 | 2000 | 2343-000-001 |
| 343001 | 001 | 2000 | 2343-001-001 |
| 344000 | 001 | 2000 | 2344-000-001 |
| 345000 | 001 | 2000 | 2345-000-001 |
| 346000 | 001 | 2000 | 2346-000-001 |
| 346250 | 001 | 2000 | 2346-250-001 |
| 346500 | 001 | 2000 | 2346-500-001 |
| 346650 | 001 | 2000 | 2346-650-001 |
| 346770 | 001 | 2000 | 2346-770-001 |
| 347110 | 001 | 2000 | 2347-110-001 |
| 348000 | 001 | 2000 | 2348-000-001 |
| 348001 | 001 | 2000 | 2348-001-001 |
| 5 | | | |
| | | | <u>Intangible Pla</u> |
| 301000 | 001 | 2000 | 2301-000-001 |
| 302000 | 001 | 2000 | 2302-000-001 |
| 6 | | | |
| 7 | | | |
| | | | <u>Total Plant in</u> |
| | | | <u>Accumulated</u> |
| 108000 | 001 | 2000 | 2108-000-001 |

| | | | |
|--------|-----|------|------------------------------|
| 108001 | 001 | 2000 | 2108-001-001 |
| 108002 | 001 | 2000 | 2108-002-001 |
| 108100 | 001 | 2000 | 2108-100-001 |
| 8 | | | |
| 9 | | | <u>Net Plant in S</u> |
| | | | <u>Construction I</u> |
| 105111 | 001 | 2000 | 2105-111-001 |
| 105222 | 001 | 2000 | 2105-222-001 |
| 105333 | 001 | 2000 | 2105-333-001 |
| 105444 | 001 | 2000 | |
| 10 | | | |
| 11 | | | Total Plant |
| | | | <u>Cash</u> |
| 131110 | 001 | 2000 | 2131-110-001 |
| 131111 | 001 | 2000 | 2131-111-001 |
| 131112 | 001 | 2000 | 2131-112-001 |
| 131115 | 001 | 2000 | 2131-115-001 |
| 131125 | 001 | 2000 | 2131-225-001 |
| 131120 | 001 | 2000 | 2131-120-001 |
| 131140 | 001 | 2000 | 2131-140-001 |
| 131230 | 001 | 2000 | 2131-230-001 |
| 131350 | 001 | 2000 | 2131-350-001 |
| 131360 | 001 | 2000 | 2131-360-001 |
| 131361 | 001 | 2000 | 2131-361-001 |
| 131370 | 001 | 2000 | |
| 131371 | 001 | 2000 | |
| 131375 | 001 | 2000 | |
| 131380 | 001 | 2000 | |
| 131385 | 001 | 2000 | |
| 131390 | 001 | 2000 | |
| 135100 | 001 | 2000 | |
| 171360 | 001 | 2000 | |
| 171370 | 001 | 2000 | |
| 181360 | 001 | 2000 | |
| 181370 | 001 | 2000 | |
| 131300 | 001 | 2000 | 2131-300-001 |
| 131200 | 001 | 2000 | 2131-200-001 |
| 12 | | | |
| | | | <u>Accounts Rec</u> |
| 141000 | 001 | 2000 | 2141-000-001 |
| 141150 | 001 | 2000 | 2141-150-001 |
| 141350 | 001 | 2000 | 2141-350-001 |
| 141100 | 001 | 2000 | |
| 141400 | 001 | 2000 | 2141-400-001 |
| 141450 | 001 | 2000 | 2141-450-001 |
| 142200 | 001 | 2000 | 2142-200-001 |
| 143901 | 001 | 2000 | 2143-901-001 |

| | | | |
|--------|-----|------|---------------------------------|
| 143902 | 001 | 2000 | 2143-902-001 |
| 13 | | | |
| | | | <u>Unbilled Reve</u> |
| 173150 | 001 | 2000 | 2173-150-001 |
| 173151 | 001 | 2000 | 2173-151-001 |
| 173152 | 001 | 2000 | 2173-152-001 |
| 173153 | 001 | 2000 | 2173-153-001 |
| 14 | | | |
| | | | <u>Inventory & S</u> |
| 151100 | 001 | 2000 | 2151-100-001 |
| 151101 | 001 | 2000 | 2151-101-001 |
| 151150 | 001 | 2000 | 2151-150-001 |
| 151200 | 001 | 2000 | 2151-200-001 |
| 151201 | 001 | 2000 | 2151-201-001 |
| 151250 | 001 | 2000 | 2151-250-001 |
| 151300 | 001 | 2000 | 2151-300-001 |
| 151600 | 001 | 2000 | 2151-600-001 |
| 151615 | 001 | 2000 | 2151-615-001 |
| 151625 | 001 | 2000 | 2151-625-001 |
| 151650 | 001 | 2000 | 2151-650-001 |
| 151700 | 001 | 2000 | 2151-700-001 |
| 151725 | 001 | 2000 | 2151-725-001 |
| 151730 | 001 | 2000 | 2151-730-001 |
| 15 | | | |
| | | | <u>Prepaid Expe</u> |
| 162100 | 001 | 2000 | 2162-100-001 |
| 162150 | 001 | 2000 | 2162-150-001 |
| 162200 | 001 | 2000 | 2162-200-001 |
| 162300 | 001 | 2000 | 2162-300-001 |
| 163310 | 001 | 2000 | 2162-310-001 |
| 162350 | 001 | 2000 | 2162-350-001 |
| 162400 | 001 | 2000 | 2162-400-001 |
| 162450 | 001 | 2000 | 2162-450-001 |
| 162500 | 001 | 2000 | |
| 162700 | 001 | 2000 | 2162-700-001 |
| 162300 | 001 | 2000 | 2163-300-001 |
| 162310 | 001 | 2000 | 2163-310-001 |
| 184100 | 001 | 2000 | 2184-100-001 |
| 16 | | | |
| 233300 | 001 | 2000 | 2233-300-001 |
| 233400 | 001 | 2000 | 2233-400-001 |
| 233500 | 001 | 2000 | 2233-500-001 |
| 233600 | 001 | 2000 | 2233-600-001 |
| 233650 | 001 | 2000 | 2233-650-001 |
| 233700 | 001 | 2000 | 2233-700-001 |
| 17 | | | |
| 18 | | | Total Current |
| | | | <u>Abandoned Pr</u> |

| | | | |
|--------|-----|------|----------------------|
| 182110 | 001 | 2000 | 2182-110-001 |
| 182120 | 001 | 2000 | 2182-120-001 |
| 182300 | 001 | 2000 | 2182-300-001 |
| 182500 | 001 | 2000 | 2182-500-001 |
| | | | Other Deferre |
| 186100 | 001 | 2000 | 2186-100-001 |
| 186120 | 001 | 2000 | 2186-120-001 |
| 186126 | 001 | 2000 | 2186-126-001 |
| 186130 | 001 | 2000 | 2186-130-001 |
| 186136 | 001 | 2000 | 2186-136-001 |
| 186140 | 001 | 2000 | 2186-140-001 |
| 186145 | 001 | 2000 | 2186-145-001 |
| 186150 | 001 | 2000 | 2186-150-001 |
| 186172 | 001 | 2000 | 2186-172-001 |
| 186173 | 001 | 2000 | 2186-173-001 |
| 186175 | 001 | 2000 | 2186-175-001 |
| 186180 | 001 | 2000 | |
| 186202 | 001 | 2000 | 2186-202-001 |
| 186203 | 001 | 2000 | 2186-203-001 |
| 186204 | 001 | 2000 | 2186-204-001 |
| 186205 | 001 | 2000 | 2186-205-001 |
| 186206 | 001 | 2000 | |
| 186207 | 001 | 2000 | |
| 186210 | 001 | 2000 | |
| 186215 | 001 | 2000 | |
| 186220 | 001 | 2000 | 2186-220-001 |
| 186225 | 001 | 2000 | 2186-225-001 |
| 186230 | 001 | 2000 | 2186-230-001 |
| 186233 | 001 | 2000 | 2186-233-001 |
| 186235 | 001 | 2000 | 2186-235-001 |
| 186240 | 001 | 2000 | 2186-240-001 |
| 186241 | 001 | 2000 | 2186-241-001 |
| 186242 | 001 | 2000 | 2186-242-001 |
| 186243 | 001 | 2000 | |
| 186245 | 001 | 2000 | 2186-245-001 |
| 186250 | 001 | 2000 | 2186-250-001 |
| 186255 | 001 | 2000 | 2186-255-001 |
| 186256 | 001 | 2000 | 2186-256-001 |
| 186257 | 001 | 2000 | 2186-257-001 |
| 186260 | 001 | 2000 | 2186-260-001 |
| 186270 | 001 | 2000 | 2186-270-001 |
| 186275 | 001 | 2000 | 2186-275-001 |
| 186300 | 001 | 2000 | 2186-300-001 |
| 186320 | 001 | 2000 | 2186-320-001 |
| 186325 | 001 | 2000 | 2186-325-001 |
| 186330 | 001 | 2000 | 2186-330-001 |
| 186335 | 001 | 2000 | |
| 186420 | 001 | 2000 | 2186-420-001 |
| 186421 | 001 | 2000 | |
| 186425 | 001 | 2000 | 2186-425-001 |
| 186430 | 001 | 2000 | 2186-430-001 |

| | | | |
|--------|-----|------|--------------|
| 186450 | 001 | 2000 | 2186-450-001 |
| 186451 | 001 | 2000 | 2186-451-001 |
| 186452 | 001 | 2000 | 2186-452-001 |
| 186455 | 001 | 2000 | 2186-455-001 |
| 186460 | 001 | 2000 | 2186-460-001 |
| 186465 | 001 | 2000 | 2186-465-001 |
| 186470 | 001 | 2000 | 2186-470-001 |
| 186475 | 001 | 2000 | 2186-475-001 |
| 186480 | 001 | 2000 | 2186-480-001 |
| 186485 | 001 | 2000 | 2186-485-001 |
| 186490 | 001 | 2000 | 2186-490-001 |
| 186500 | 001 | 2000 | 2186-500-001 |
| 186510 | 001 | 2000 | 2186-510-001 |
| 186520 | 001 | 2000 | 2186-520-001 |
| 186530 | 001 | 2000 | 2186-520-001 |
| 186550 | 001 | 2000 | 2186-550-001 |
| 186600 | 001 | 2000 | 2186-600-001 |
| 186650 | 001 | 2000 | 2186-650-001 |
| 186670 | 001 | 2000 | 2186-670-001 |
| 186675 | 001 | 2000 | 2186-675-001 |
| 186680 | 001 | 2000 | 2186-680-001 |
| 186690 | 001 | 2000 | 2186-690-001 |
| 186700 | 001 | 2000 | 2186-700-001 |
| 186710 | 001 | 2000 | 2186-710-001 |
| 186720 | 001 | 2000 | 2186-720-001 |
| 186730 | 001 | 2000 | 2186-730-001 |
| 186770 | 001 | 2000 | |
| 186775 | 001 | 2000 | 2186-775-001 |
| 186780 | 001 | 2000 | |
| 186790 | 001 | 2000 | |
| 186860 | 001 | 2000 | 2186-860-001 |
| 186863 | 001 | 2000 | 2186-863-001 |
| 186865 | 001 | 2000 | 2186-865-001 |
| 186870 | 001 | 2000 | 2186-870-001 |
| 186901 | 001 | 2000 | 2186-901-001 |
| 186910 | 001 | 2000 | 2186-910-001 |
| 186950 | 001 | 2000 | 2186-950-001 |
| 186955 | 001 | 2000 | 2186-955-001 |
| 186960 | 001 | 2000 | 2186-960-001 |
| 186998 | 001 | 2000 | 2186-998-001 |
| 19 | | | |
| 183000 | 001 | 2000 | 2183-000-001 |
| 183001 | 001 | 2000 | 2183-001-001 |
| 183100 | 001 | 2000 | 2183-100-001 |
| 162900 | 001 | 2000 | 2162-900-001 |
| 162905 | 001 | 2000 | 2162-905-001 |
| 162915 | 001 | 2000 | 2162-915-001 |
| 181000 | 001 | 2000 | 2181-000-001 |
| 181100 | 001 | 2000 | 2181-100-001 |

20

21

| | | | |
|--------|-----|------|--------------|
| 201100 | 001 | 2000 | 2201-100-001 |
| 211000 | 001 | 2000 | 2211-000-001 |
| 219100 | 001 | 2000 | 2219-100-001 |
| 438000 | 001 | 2100 | 2438-000-001 |

Retained Earr

| | | | |
|--------|-----|------|--------------|
| 215500 | 001 | 2000 | 2215-500-001 |
|--------|-----|------|--------------|

22

23

Total Long Te

| | | | |
|--------|-----|------|--------------|
| 221000 | 001 | 2000 | 2221-000-001 |
| 221002 | 001 | 2000 | 2221-002-001 |
| 221003 | 001 | 2000 | 2221-003-001 |
| 221005 | 001 | 2000 | 2221-005-001 |
| 221006 | 001 | 2000 | 2221-006-001 |
| 221007 | 001 | 2000 | 2221-007-001 |
| 221008 | 001 | 2000 | 2221-008-001 |
| 221009 | 001 | 2000 | 2221-009-001 |
| 221010 | 001 | 2000 | 2221-010-001 |
| 221011 | 001 | 2000 | 2221-011-001 |
| 221012 | 001 | 2000 | 2221-012-001 |
| 221013 | 001 | 2000 | 2221-013-001 |
| 221014 | 001 | 2000 | 2221-014-001 |
| 221015 | 001 | 2000 | 2221-015-001 |
| 221016 | 001 | 2000 | 2221-016-001 |
| 221017 | 001 | 2000 | 2221-017-001 |
| 221018 | 001 | 2000 | 2221-018-001 |
| 221019 | 001 | 2000 | 2221-019-001 |
| 221020 | 001 | 2000 | 2221-020-001 |
| 221021 | 001 | 2000 | 2221-021-001 |
| 221022 | 001 | 2000 | 2221-022-001 |
| 221023 | 001 | 2000 | 2221-023-001 |
| 221024 | 001 | 2000 | |
| 221025 | 001 | 2000 | |
| 221026 | 001 | 2000 | |
| 221027 | 001 | 2000 | |
| 221028 | 001 | 2000 | |
| 221056 | 001 | 2000 | 2221-056-001 |
| 221057 | 001 | 2000 | 2221-057-001 |
| 221058 | 001 | 2000 | 2221-058-001 |

| | | | |
|--------|-----|------|---------------------|
| 221059 | 001 | 2000 | 2221-059-001 |
| 221200 | 001 | 2000 | 2221-200-001 |
| 24 | | | |
| 221100 | 001 | 2000 | 2221-100-001 |
| 221102 | 001 | 2000 | 2221-102-001 |
| 221105 | 001 | 2000 | 2221-105-001 |
| 221106 | 001 | 2000 | 2221-106-001 |
| 221107 | 001 | 2000 | 2221-107-001 |
| 221108 | 001 | 2000 | 2221-108-001 |
| 221109 | 001 | 2000 | 2221-109-001 |
| 221110 | 001 | 2000 | 2221-110-001 |
| 221111 | 001 | 2000 | 2221-111-001 |
| 221112 | 001 | 2000 | 2221-112-001 |
| 221121 | 001 | 2000 | |
| 221122 | 001 | 2000 | 2221-122-001 |
| 221123 | 001 | 2000 | 2221-123-001 |
| 221124 | 001 | 2000 | |
| 221125 | 001 | 2000 | |
| 221126 | 001 | 2000 | |
| 221127 | 001 | 2000 | |
| 221128 | 001 | 2000 | |
| 221156 | 001 | 2000 | 2221-156-001 |
| 221157 | 001 | 2000 | 2221-157-001 |
| 221158 | 001 | 2000 | 2221-158-001 |
| 221159 | 001 | 2000 | 2221-159-001 |
| 25 | | | |
| | | | Accounts Pay |
| 222000 | 001 | 2000 | 2222-000-001 |
| 231000 | 001 | 2000 | 2231-000-001 |
| 231111 | 001 | 2000 | |
| 236110 | 001 | 2000 | 2236-110-001 |
| 236111 | 001 | 2000 | 2236-111-001 |
| 236112 | 001 | 2000 | 2236-112-001 |
| 236113 | 001 | 2000 | 2236-113-001 |
| 236114 | 001 | 2000 | 2236-114-001 |
| 236115 | 001 | 2000 | 2236-115-001 |
| 236117 | 001 | 2000 | 2236-117-001 |
| 236118 | 001 | 2000 | 2236-118-001 |
| 236119 | 001 | 2000 | 2236-119-001 |
| 237110 | 001 | 2000 | 2237-110-001 |
| 237115 | 001 | 2000 | 2237-115-001 |
| 241100 | 001 | 2000 | 2241-100-001 |
| 241200 | 001 | 2000 | 2241-200-001 |
| 241210 | 001 | 2000 | 2241-210-001 |
| 241215 | 001 | 2000 | 2241-215-001 |
| 241218 | 001 | 2000 | 2241-218-001 |
| 241220 | 001 | 2000 | 2241-220-001 |
| 241221 | 001 | 2000 | 2241-221-001 |

| | | | |
|--------|-----|------|-----------------------------|
| 241222 | 001 | 2000 | 2241-222-001 |
| 241223 | 001 | 2000 | 2241-223-001 |
| 241226 | 001 | 2000 | 2241-226-001 |
| 241228 | 001 | 2000 | 2241-228-001 |
| 241230 | 001 | 2000 | 2241-230-001 |
| 241232 | 001 | 2000 | 2241-232-001 |
| 241233 | 001 | 2000 | 2241-233-001 |
| 241237 | 001 | 2000 | |
| 241238 | 001 | 2000 | |
| 241300 | 001 | 2000 | 2241-300-001 |
| 241350 | 001 | 2000 | 2241-350-001 |
| 241900 | 001 | 2000 | 2241-900-001 |
| 241905 | 001 | 2000 | 2241-905-001 |
| 241910 | 001 | 2000 | 2241-910-001 |
| 26 | | | |
| 241236 | 001 | 2000 | 2241-236-001 |
| 241304 | 001 | 2000 | 2241-304-001 |
| 241316 | 001 | 2000 | 2241-316-001 |
| 228900 | 001 | 2000 | 2228-900-001 |
| | | | <u>Customer Der</u> |
| 235100 | 001 | 2000 | 2235-100-001 |
| 235150 | 001 | 2000 | 2235-150-001 |
| 235250 | 001 | 2000 | 2235-250-001 |
| 235550 | 001 | 2000 | 2235-550-001 |
| 235551 | 001 | 2000 | 2235-551-001 |
| 235600 | 001 | 2000 | 2235-600-001 |
| 235700 | 001 | 2000 | 2235-700-001 |
| 235750 | 001 | 2000 | |
| 235800 | 001 | 2000 | |
| 27 | | | |
| 28 | | | |
| | | | <u>Other Deferre</u> |
| 241305 | 001 | 2000 | 2241-305-001 |
| 241315 | 001 | 2000 | 2241-315-001 |
| 186440 | 001 | 2000 | 2186-440-001 |
| 186445 | 001 | 2000 | 2186-445-001 |
| 29 | | | |
| 241306 | 001 | 2000 | 2241-306-001 |
| 253001 | 001 | 2000 | 2253-001-001 |
| 253002 | 001 | 2000 | 2253-005-001 |
| 253005 | 001 | 2000 | 2253-002-001 |
| 253100 | 001 | 2000 | 2253-100-001 |
| 253101 | 001 | 2000 | 2253-101-001 |
| 30 | | | |

| | | | |
|--------|-----|------|--------------|
| 263231 | 001 | 2000 | 2241-231-001 |
| 241235 | 001 | 2000 | 2241-235-001 |
| 251000 | 001 | 2000 | 2251-000-001 |
| 251001 | 001 | 2000 | 2251-001-001 |
| 251002 | 001 | 2000 | |
| 251003 | 001 | 2000 | |
| 255100 | 001 | 2000 | 2255-100-001 |
| 283105 | 001 | 2000 | 2283-105-001 |
| 283106 | 001 | 2000 | 2283-106-001 |
| 283107 | 001 | 2000 | 2283-107-001 |
| 282100 | 001 | 2000 | 2282-100-001 |
| 282200 | 001 | 2000 | 2282-200-001 |
| 283100 | 001 | 2000 | |
| 282201 | 001 | 2000 | 2282-201-001 |
| 282202 | 001 | 2000 | 2282-202-001 |
| 282203 | 001 | 2000 | 2282-203-001 |

Contributions

| | | | |
|--------|-----|------|--------------|
| 271200 | 001 | 2000 | 2271-200-001 |
| 271201 | 001 | 2000 | 2271-201-001 |
| 271202 | 001 | 2000 | 2271-202-001 |
| 271205 | 001 | 2000 | 2271-205-001 |
| 271210 | 001 | 2000 | 2271-210-001 |
| 271220 | 001 | 2000 | 2271-220-001 |
| 271225 | 001 | 2000 | 2271-225-001 |
| 271230 | 001 | 2000 | 2271-230-001 |
| 271240 | 001 | 2000 | 2271-240-001 |
| 271250 | 001 | 2000 | 2271-250-001 |
| 271260 | 001 | 2000 | 2271-260-001 |
| 271270 | 001 | 2000 | 2271-270-001 |
| 271275 | 001 | 2000 | 2271-275-001 |
| 271310 | 001 | 2000 | 2271-310-001 |
| 271320 | 001 | 2000 | 2271-320-001 |
| 271400 | 001 | 2000 | 2271-400-001 |
| 271550 | 001 | 2000 | 2271-550-001 |
| 252001 | 001 | 2000 | 2252-001-001 |
| 31 | | | |

Reserve for A

| | | | |
|--------|-----|------|--------------|
| 272101 | 001 | 2000 | 2272-101-001 |
|--------|-----|------|--------------|

32

33

| | 1 | 2 |
|--------------------------------|---------------------|---------------------|
| | Jan-17 | Feb-17 |
| Assets | | |
| LAND: POWDER HILL | 600,058.07 | 582,651.61 |
| LAND - TINKER RD (SANDERSON) | - | - |
| SOURCE OF SUPPLY & WATER RIGHT | - | - |
| SOURCE/SUPPLY WATER RIGHTS:BED | - | - |
| EASEMENTS: ENGLISH WOODS | - | - |
| EASEMENTS: AUTUMN WOODS | - | - |
| EASEMENTS | 200,261.63 | 200,261.63 |
| TRANSMISSION SYSTEM LAND | - | - |
| DISTRIB RESER & STANDPIPE LAND | - | - |
| ASHLEY CMNS INTER WATER RIGHTS | 552,513.16 | 552,513.16 |
| DREW WOODS INTER WATER RIGHTS | 688,358.24 | 688,358.24 |
| DISTRIB SYS LAND & RIGHTS/WAY | - | - |
| DIST SYS LAND & RIGHTS:SHGN WD | - | - |
| GENERAL AND MISCELLANEOUS LAND | - | - |
| | 2,041,191.10 | 2,023,784.64 |
| SOURCE OF SUPPLY STRUCTURES | 4,871,669.30 | 4,871,669.30 |
| SOURCE/SUPPLY STRUCT-BON TERR | - | - |
| S/S STRUCTURES: CIAC | 404,000.00 | 404,000.00 |
| SOURCE/SUPPLY STRUCTS: AVD | - | - |
| S/S STRUCTS: MERR RIVER STA | - | - |
| SOURCE/SUPPLY STRUCTS: AUTUMN | - | - |
| POWER & PUMPING STRUCTURES | 3,245,575.90 | 3,245,575.90 |
| HEATING SYSTEM | 4,517.19 | 4,517.19 |
| POWER & PUMP STRUCT:ENG WDS | - | - |
| STRUCT & IMPROVEMENTS: ROOFING | 25,289.68 | 25,289.68 |
| S/S STRUCTS:VALLEYFIELD | - | - |
| POWER & PUMP STRUCT-SOUHEGN WD | - | - |
| PURIFICATION SYSTEM STRUCTURES | - | - |
| DISTRIBUTION RESERVOIRS | 1,432.19 | 1,432.19 |
| BOOSTER STATIONS | 2,935,214.08 | 2,935,214.08 |
| BOOSTER STATIONS: CIAC | 65,787.00 | 65,787.00 |
| BOOSTER STATIONS: AUTUMN WOODS | - | - |
| BOOSTER STATIONS - GREAT BAY | - | - |
| BOOSTER STATIONS: DONALD ST | - | - |
| GENERAL & MISC STRUCTURES | 121,779.20 | 121,779.20 |
| NEW OFFICE AT YARD | 6,889,388.28 | 6,889,388.28 |
| WILL STREET EXPANSION | 20,460.19 | 20,460.19 |
| GEN & MISC STRUCTS:GREENFIELD | - | - |
| WATER TREATMENT STRUCTURES | 24,119,600.86 | 24,119,600.86 |
| MANCHESTER ST LEASEHOLD IMPRV | 496,764.26 | 496,764.26 |
| LH IMPROV-HECOPIII FITUP ALLOW | 292,020.00 | 292,020.00 |
| COLCT & IMPOUNDING RESERVOIRS | 4,972,965.21 | 4,972,965.21 |
| SOURCE/SUPPLY STRUCT: HOLT DAM | - | - |
| SOURCE/SPPLY STRUCT:BOWERS DAM | - | - |

| | | |
|--------------------------------|----------------------|----------------------|
| SOURCE/SPPLY STRCT: HARRIS DAM | - | - |
| SOURCE/SUPPLY STRCT:SUPPLY PND | - | - |
| SRCE/SPPLY STRCT:URBAN RUNOFF | - | - |
| LAKE,RIVER, OTHER INTAKES: S/S | 22,242.78 | 22,242.78 |
| WELLS & SPRINGS - PWW | 1,098,812.07 | 1,098,812.07 |
| WELL PUMPS & PIPING | 244,133.32 | 244,133.32 |
| WELLS & SPRINGS-BADGER HILL | - | - |
| WELLS & SPRINGS - VALLEYFIELD | - | - |
| INFILT GALLERIES &TUNNELS: S/S | 1,543.33 | 1,543.33 |
| SUPPLY MAINS-SOURCE OF SUPPLY | 561,349.20 | 561,349.20 |
| | 50,394,544.04 | 50,394,544.04 |

| | | |
|---------------------------------------|----------------------|----------------------|
| POWER GENERATION EQUIPMENT | 1,249,192.74 | 1,249,192.74 |
| ELECTRIC PUMPING EQUIPMENT | 5,978,291.70 | 5,978,291.70 |
| ELECTRIC PUMP EQUIP - BON TERR | - | - |
| ELECTRIC PUMP EQUIP: MERR RIV | - | - |
| ELECTRIC PUMP EQUIP: TAYLOR FL | - | - |
| ELECTRIC PUMPING EQUIP: AUTUMN | - | - |
| ELECTRIC PUMP EQUIP: GREAT BAY | - | - |
| ELECTRIC PUMPING EQUIP: PUMPS | 437,769.49 | 437,769.49 |
| ELECTRIC PUMPING EQUIP: METERS | 6,047.12 | 6,047.12 |
| ELECTRIC PUMPING EQUIP-CHEMICAL PUMPS | 1,796.33 | 1,796.33 |
| ELEC PUMPING EQUIP-VALLEYFIELD | - | - |
| ELEC PUMP EQUIP - SOUHEGAN WDS | - | - |
| DIESEL PUMPING EQUIPMENT | 22,585.66 | 22,585.66 |
| HYDRAULIC PUMPING EQUIPMENT | 46,343.99 | 46,343.99 |
| NATURAL GAS PUMPING EQUIPMENT | 342,129.26 | 342,129.26 |
| OTHER POWER PUMPING EQUIPMENT | 82,278.46 | 82,278.46 |
| OTHER PWR & PUMP EQUIP-POWDER | - | - |
| OTHER PWR & PUMP EQUIP-AUTUMN | - | - |
| OTHER PWR & PUMP EQUIP-GRT BAY | - | - |
| PURIFICATION SYSTEM EQUIPMENT | 1,086,726.78 | 1,086,726.78 |
| PURIFICATION SYS EQUIP-AUTUMN | - | - |
| PURIF SYS EQUIP-SOUHEGAN WOODS | - | - |
| PURIFICATION SYS EQUIP-BT | - | - |
| PURIF SYS EQUIP: SWEET HILL | - | - |
| PURIFICATION EQUIP: GREAT BAY | - | - |
| OTHER PRODUCTION EQUIPMENT | 240,733.44 | 240,733.44 |
| OTHER PRODUCTION EQUIP: CIAC | 13,500.00 | 13,500.00 |
| OTHER PROD EQUIP: AUTUMN WOODS | - | - |
| WATER TREATMENT EQUIPMENT | 16,024,027.37 | 16,024,027.37 |
| PURIF SYS EQUIP-VALLEYFIELD | - | - |
| WATER TREATMENT: FILTER MEDIA | 1,282,498.80 | 1,282,498.80 |
| OTHER PROD EQUIP: CABOT PRES | - | - |
| | 26,813,921.14 | 26,813,921.14 |

& Distribution

| | | |
|--------------------------------|--------------|--------------|
| AQUISITION ADJ - BON TERRAIN | (384,880.18) | (384,880.18) |
| ACQUISITION ADJ-SOUHEGAN WOODS | (460,025.00) | (460,025.00) |
| ACCUM AMORT:SOUHEGN WD ACQ ADJ | 309,105.85 | 310,508.37 |
| ACCUM AMORT: BON TERR ACQ ADJ | 192,361.21 | 193,210.83 |
| DISTRIBUTION RES: SHAKESPEARE | - | - |
| DISTRIBUTION RES: FIFIELD TANK | - | - |

| | | |
|--------------------------------|---------------|---------------|
| DISTRIBUTION RES: POWDER HILL | - | - |
| DISTRIBUTION RES: GREAT BAY | - | - |
| DISTRIBUTION RES: ENGLISH WOOD | - | - |
| DISTRIBUTION RESERVIORS | 8,459,084.08 | 8,459,084.08 |
| PAVEMENTS - GENERAL | 64,182.32 | 64,182.32 |
| PAVEMENTS - TRANS MAINS | 360,604.84 | 360,604.84 |
| PAVEMENTS - DIST MAINS | 1,537,417.90 | 1,838,477.80 |
| PAVEMENTS - GATE VALVES | 232,319.79 | 232,319.79 |
| TRANSMISSION MAINS | 13,083,631.17 | 13,083,631.17 |
| TRANS & DIST MAINS - BON TERRN | 1,440,589.96 | 1,440,589.96 |
| T&D MAINS:DEV INST:BON TERRAIN | 531,932.04 | 531,932.04 |
| TRANS MAINS: DEVELOPER INSTALL | 235,507.36 | 235,507.36 |
| TRANS MAINS - SOUHEGAN WOODS | - | - |
| DISTRIBUTION MAINS - NEW | 32,093,592.56 | 33,297,795.12 |
| DISTRIBUTION SYSTEM EQUIPMENT | 122,253.28 | 122,253.28 |
| DISTRIBUTION MAINS: ENG WOODS | - | - |
| DISTRIBUTION MAINS: AUTUMN | - | - |
| DIST MAINS: SOUHEGAN WOODS | - | - |
| DIST MAINS IN LITTLE PND | - | - |
| DIST MAINS: GATE VALVES | 1,357,888.79 | 1,445,485.29 |
| GATES: 4" & UNDER - CORE | 47,592.67 | 47,592.67 |
| GATES: 4" & UNDER - COMM SYS | 17,230.70 | 17,230.70 |
| GATES: 6" & LARGER - CORE | 41,679.25 | 41,679.25 |
| GATES: 6" & LARGER - COMM SYS | 10,441.41 | 10,441.41 |
| DIST MAINS:GATE VALVES-DUNLAP | - | - |
| DIST MAINS:VALLEYFIELD | - | - |
| DIST MAINS: DEVELOPER INSTALL | 20,484,781.64 | 20,484,781.64 |
| DEV INST:DIST MAINS-LTLE POND | - | - |
| DIST MAINS: TAYLOR FALLS | - | - |
| DIST MAINS: CABOT PRESERVE | - | - |
| DISTRIBUTION MAINS - GREAT BAY | - | - |
| PAVEMENTS: SERVICES | 1,414,568.04 | 1,417,997.84 |
| NEW SERVICES | 4,532,986.54 | 4,532,986.54 |
| NEW SERVICES - BON TERRAIN | - | - |
| NEW SERV:DEV INSTALL:BON TERR | - | - |
| NEW SERVICES - POWDER HILL | - | - |
| NEW SERVICES - LITTLE POND | - | - |
| NEW SERVICES - ENGLISH WOODS | - | - |
| NEW SERVICES-VALLEYFIELD | - | - |
| NEW SERVICES - SOUHEGAN WOODS | - | - |
| RENEWED SERVICES | 2,395,593.95 | 2,457,694.37 |
| DEVELOPER INSTALLED SERV: CIAC | 4,649,182.74 | 4,671,667.71 |
| DEVELOPER INSTALLED SERV: PAID | 1,529,069.93 | 1,530,856.76 |
| METERING EQUIPMENT | 4,254,194.63 | 4,278,825.54 |
| NEW METERS - BON TERRAIN | - | - |
| RADIOS FOR METERING | 2,360,527.15 | 2,364,049.19 |
| NEW METERS - LITTLE POND | - | - |
| NEW METERS: BADGER HILL | - | - |
| NEW METERS - CABOT PRESERVE | - | - |
| NEW METERS: VALLEYFIELD | - | - |
| NEW METERS - ENGLISH WOODS | - | - |
| NEW METERS - BARTLETT COMMONS | - | - |

| | | |
|---------------------------------|-----------------------|-----------------------|
| NEW METERS - AUTUMN WOODS | - | - |
| NEW METERS: GREENFIELD FARMS | - | - |
| NEW METERS - DUNLAP WOODS | - | - |
| NEW METERS - SOUHEGAN WOODS | - | - |
| NEW METERS-GREAT BAY | - | - |
| NEW METERS: SWEET HILL | - | - |
| NEW METERS - ATHERTON COMMONS | - | - |
| NEW METERS: LAUREL WOODS | - | - |
| CONSTRUCTION METERS | - | - |
| FIRE PROT EQUIP: HYDRANTS | 2,598,521.96 | 2,623,381.79 |
| NEW HYDRANTS - BON TERRAIN | - | - |
| HYDRANTS:DEV INSTALL: BON TERR | - | - |
| PAVEMENTS: HYDRANTS | 118,348.83 | 118,348.83 |
| HYDRANTS: CIAC | 1,348,725.26 | 1,348,725.26 |
| NEW HYDRANTS: POWDER HILL | 900.00 | 900.00 |
| FIRE PROTECTION: AUTUMN | - | - |
| NEW HYDRANTS - LITTLE POND | - | - |
| NEW HYDRANTS - SOUHEGAN WOODS | - | - |
| OTHER TRANS/DIST EQUIPMENT | 31,840.91 | 31,840.91 |
| OTHER PLANT&MISC EQ-INTANGIBLE | 565.00 | 565.00 |
| OTHER PLANT & MISC EQ-S/S PUMP | 97,067.72 | 97,067.72 |
| OTHER PLANT & MISC EQUIP -WTP | 291,816.23 | 291,816.23 |
| OTHER TRANS/DIST EQUIP: CABOT | - | - |
| OTHER TRANS/DIST EQUIP: AUTUMN | - | - |
| OTHER TRANS/DIST EQUIP: SOUHEG | - | - |
| OTHER TRANS/DIST EQUIP: GRT BAY | - | - |
| | 105,401,200.53 | 107,139,126.43 |
| <u>s Equipment</u> | | |
| OFFICE EQUIPMENT | 507,025.69 | 507,025.69 |
| TRANSPORTATION EQUIPMENT | 3,421,135.21 | 3,421,135.21 |
| SHOP EQUIPMENT | 567,783.64 | 567,783.64 |
| SHOP EQUIP: BON TERRAIN | - | - |
| LABORATORY EQUIPMENT | 173,779.91 | 173,779.91 |
| POWER OPERATED EQUIPMENT | 524,445.17 | 524,445.17 |
| COMMUNICATION EQUIPMENT | 1,219,584.42 | 1,219,584.42 |
| COMMUNICATION EQUIP: BADGER HL | - | - |
| COMMUNICATION EQUIP: AUTUMN WD | - | - |
| COMMUNICATION EQUIP-SOUHEGN WD | - | - |
| COMMUNICATION EQUIP: GREAT BAY | - | - |
| COMPUTER EQUIP-HRDWARE/SFTWARE | 7,126,889.39 | 7,126,889.39 |
| MISCELLANEOUS GENERAL EQUIP | 656,601.32 | 656,601.32 |
| MISC GENERAL EQUIP - BON TERR | - | - |
| | 14,197,244.75 | 14,197,244.75 |
| <u>nt</u> | | |
| ORGANIZATION EXPENSE | 28,856.17 | 28,856.17 |
| FRANCHISES & CONSENTS | 229,132.31 | 229,132.31 |
| | 257,988.48 | 257,988.48 |
| <u>Service</u> | 199,106,090.04 | 200,826,609.48 |
| <u>Depreciation</u> | | |
| ACCUMULATED DEPRECIATION | (65,808,122.69) | (66,251,985.29) |

| | | |
|-------------------------------|------------------------|------------------------|
| ACCUM DEPREC: COST OF REMOVAL | 3,957,758.87 | 4,148,531.04 |
| ACCUMULATED DEPREC: GAIN/LOSS | 5,780,799.85 | 5,773,022.85 |
| THEORETICAL DEP RESEVE-2007 | 3,531,600.00 | 3,531,600.00 |
| | (52,537,963.97) | (52,798,831.40) |

ervice **146,568,126.07** **148,027,778.08**

Work in Progress

| | | |
|-------------------------------|-----------------------|-----------------------|
| CWIP: LABOR CLEARING | 56,691.41 | 16,520.24 |
| CWIP: CONTRACTOR CLEARING | 8,935,691.17 | 7,102,733.05 |
| CWIP: WTP EVAL & CAPITAL PLAN | - | - |
| CWIP: OPERATIONS BUILDING | - | - |
| | 8,992,382.58 | 7,119,253.29 |
| | 155,560,508.65 | 155,147,031.37 |

Current Assets

| | | |
|--|----------------------|---------------------|
| PETTY CASH: WTP | 2,000.00 | 2,000.00 |
| PETTY CASH: OPERATIONS | 2,000.00 | 2,000.00 |
| PETTY CASH: OFFICE | 2,000.00 | 2,000.00 |
| PETTY CASH : ENGINEERING | - | - |
| CASH-PAYROLL RBS CITIZENS BANK | - | - |
| CASH-BANK OF AMERICA: PWW | - | - |
| CASH - TD BANK | - | - |
| CASH PAYROLL - TD BANK | - | - |
| RESTRICTED CASH - RSF TD BANK | 6,485,745.32 | 6,367,280.96 |
| RESTRICTED CASH - 2014 BOND PROJECT FUND | 4,053,418.07 | 2,811,105.37 |
| RESTRICTED CASH - BOND REFUND ESCROW FUND | - | - |
| RESTRICTED CASH - 2015 BOND PROJECT FUND | 261,237.81 | 261,237.81 |
| RESTRICTED CASH - 2015 BOND FUND ESCROW FUND | - | - |
| DSRR 1.0 RSF | - | - |
| MOERR RSF | - | - |
| MOERR | - | - |
| DSRR 1.0 | - | - |
| INVESTMENTS-BOND PROJECT FUND | - | - |
| ACCRUED INTEREST INCOME-2014 BOND PROJ FUND | - | - |
| ACCRUED INTEREST INCOME-2015 BOND PROJ FUND | - | - |
| DISCOUNT ON BONDS-2014 BOND PROJ FUND | - | - |
| DISCOUNT ON BONDS-2015 BOND PROJ FUND | - | - |
| RESTRICTED CASH - RSF | - | - |
| CASH-PAYROLL | - | - |
| | 10,806,401.20 | 9,445,624.14 |

ivable, Net

| | | |
|--------------------------------|--------------|--------------|
| A/R: BILLED WATER REVENUE | - | - |
| A/R: BILLED WATER REVENUE | 1,635,672.43 | 1,572,499.41 |
| A/R: MVD REMOVAL GRANTS | - | - |
| | 9,734.43 | 9,518.85 |
| A/R: MISCELLANEOUS | (50.38) | (50.38) |
| A/R: MISC COMPUTERS | - | - |
| A/R: JOBBING | 1,714.72 | (2,015.36) |
| ALLOW FOR DOUBTFUL ACCTS-WATER | (25,000.00) | (25,000.00) |

| | | |
|--------------------------------|----------------------|----------------------|
| ALLOW FOR DOUBTFUL ACCTS-JOBNG | (4,843.35) | (4,843.35) |
| | 1,617,227.85 | 1,550,109.17 |
| <u>nue</u> | | |
| A/R: UNBILLED WATER REV-QRTL | - | - |
| A/R: UNBILLED WATER REV-MONTH | 1,587,270.00 | 1,502,732.00 |
| A/R: UNBLLD REVENUE-RECOUPMENT | - | - |
| A/R UNBILLED:RECOUP STEP INCR | - | - |
| | 1,587,270.00 | 1,502,732.00 |
| <u>upplies</u> | | |
| INVENTORY: PIPES & FITTINGS | 362,579.27 | 350,821.90 |
| INVENTORY: NEW METERS | 157,280.71 | 145,516.34 |
| INVENTORY: MISC T & D | 14,788.99 | 15,931.12 |
| INVENTORY: WTP SPARE PARTS | - | - |
| INVENTORY: WTP CHEMICALS | 96,731.40 | 122,186.03 |
| INVENTORY: FLEET/VEHICLES | 1,056.72 | 1,128.29 |
| INVENTORY:BACKUP GENERAT FUEL | 20,553.00 | 20,553.00 |
| INV: CUSTOMER HANDBOOK/FOLDER | - | - |
| INV: CUSTOMER BROCHURE/INSERTS | 2,068.92 | 2,052.36 |
| INVENTORY: CUST CONSERVATION | - | - |
| INVENTORY: BILLING & ACCTING | 4,452.56 | 9,259.65 |
| INVENTORY: POCKET FOLDERS | - | - |
| INVENTORY:EDUCATIONAL SUPPLIES | - | - |
| INVENTORY: CCR'S | - | - |
| | 659,511.57 | 667,448.69 |
| <u>nues & Other</u> | | |
| PREPAID INSURANCE | 16,504.68 | - |
| PREPAID COMPUTER CLASSES | - | - |
| PREPAID COMPUTER MAINTENANCE | 192,954.55 | 168,670.23 |
| PREPAID TAXES | - | - |
| PREPAID PROPERTY TAXES | 599,166.30 | 299,583.15 |
| PREPAID OFFICE EQUIPMENT | - | - |
| CLEARING ACCOUNT (DO NOT USE) | - | - |
| PREPAID HECOP III OFFICE LEASE | 24,614.01 | 24,614.01 |
| PREPAID POSTAGE | 22,060.91 | 23,488.42 |
| PREPAID EXPENSES | 86,482.88 | 73,049.82 |
| PREPAID TAXES | - | - |
| PREPAID PROPERTY TAXES | - | - |
| CLEARING ACCOUNT | 4,893.48 | 4,898.39 |
| | 946,676.81 | 594,304.02 |
| INTERCO PAY/REC: PWW/PCP | 15,687,796.98 | 12,356,279.56 |
| INTERCO PAY/REC: PWW/TSC | 26.61 | (142.87) |
| INTERCO PAY/REC: PWW/PWS | 272,159.92 | 515,660.53 |
| INTERCO PAY/REC: PWW/PAC | 45,882.82 | 66,349.63 |
| INTERCO LOAN PWW/PAC: RSF | 12,954.74 | 12,954.74 |
| INTERCO PAY/REC: PWW/PEU | 313,404.12 | 572,568.00 |
| | 16,332,225.19 | 13,523,669.59 |
| Assets | 31,949,312.62 | 27,283,887.61 |

Other Assets

roperty

| | | |
|--------------------------------|---|---|
| ABAND PROP:CABOT PRESERVE WELL | - | - |
| ABAND PROP: DUNLAP WOODS WELLS | - | - |
| SERV ABAND: BRIDGE/SANDERS ST | - | - |
| MAIN ABANDONMENT: CUSHING AVE | - | - |

d Charges

| | | |
|---|---------------|---------------|
| ACQUISITION PREMIUM - MARA | 70,092,462.74 | 69,942,905.09 |
| FIFIELD TANK INSPECTION | - | - |
| MAST ROAD RAILROAD CROSSING | 2,135.45 | 2,061.81 |
| SERGEANT WOODS - NEWTON NH | - | - |
| WATER ST OFFICE RELOCATION | - | - |
| SARBANES-OXLEY | (0.03) | (0.03) |
| 2ND STEP DEFERRED EXPENSE | - | - |
| BOND DEFEASANCE PREMIUM | 14,597.48 | 13,786.51 |
| MERRIMACK INTERCONNECT STUDY | - | - |
| BERKELY/SWART TERRACE STUDY | - | - |
| CROSS CONNECTION SURVEY-NASHUA | 36,279.49 | 35,893.54 |
| PWW TRADEMARK | - | - |
| UNION NEGOTIATIONS - 2002 | - | - |
| UNION NEGOTIATIONS - 2006-2007 | - | - |
| UNION NEGOTIATIONS - 2010 | - | - |
| UNION NEGOTIATIONS - 2013 | - | - |
| UNION NEGOTIATIONS - 2015 | 2,866.57 | 2,589.16 |
| UNION NEGOTIATIONS - 2017 | - | - |
| TYNGSBORO WHOLESALE AGREEMENT | 14,613.71 | 14,475.83 |
| PWW/PEU-COST OF SERVICE STUDY | 8,050.00 | 7,973.33 |
| COST OF SERVICE STUDY 2001 | - | - |
| EMPLOYEE RECRUITOR FEES | - | - |
| SYNERGEN TRAINING - 2007 | - | - |
| WILL STREET RENOVATIONS 2006 | - | - |
| RATE CASE: 2008 | - | - |
| RATE CASE - 2006 | - | - |
| 2010 DEFERRED RATE CASE EXP | - | - |
| RATE CASE EXPENSE: 2012 | 0.32 | 0.32 |
| RATE CASE EXPENSE: 2015 | 88,837.32 | 99,892.56 |
| DEFERRED ASSET - SERP | 705,998.48 | 705,998.48 |
| ADULT LEARNCTR-NASHUA LAW SUIT | - | - |
| MERRIMACK VILLAGE DAM | - | - |
| MERRIMACK VILLAGE DAM:PHASE II | - | - |
| MERRIMACK VILLAGE DAM DEOMOLIT | - | - |
| NASHUA AERIAL PHOTOGRAPHY PROJ | - | - |
| STUDY: BROOK DAMS ACTION PLAN | - | - |
| 2007 CELL TOWER LEASE SALE | - | - |
| HI-LO WELL #4 REDEVELOP 2010 | 13,732.15 | 13,646.32 |
| TARIFF FILING: SYS UPGRADE FEE | - | - |
| RATE CASE EXPENSE: 2004 | - | - |
| PENNICHUCK POND AQUIFER STUDY | - | - |
| WATERSHED PROTECTION VIDEOS-PENN BROOK | 17,123.54 | 16,787.79 |
| WATERSHED STUDY | (401.78) | (623.29) |
| RESERVOIR STORAGE & SEDIMENT MONITORING | 12,847.48 | 12,847.48 |
| NRPC - MUTUAL AID STUDY | 472.87 | 315.25 |
| CATCH BASIN MARKING 2004 | - | - |

TAB 12
MERGED

Rate of Return (RoR) Information

Puc 1604.08

Pennichuck Water Works, Inc.
Overall Rate of Return
For the Twelve Months Ended December 31, 2022

Schedule 1

| <u>Capital Component</u> | <u>Amount</u> | <u>Component Ratio</u> | <u>Component Cost Rate</u> | <u>Average Cost Rate</u> |
|-------------------------------|------------------------------|------------------------|----------------------------|--------------------------|
| Long-term Debt | \$ 154,921,456 | 98.81% | 3.55% (2) | 3.50% |
| Short-term Debt | - | 0.00% | 0.00% | 0.00% |
| Preferred Stock | - | 0.00% | 0.00% | 0.00% |
| Common Equity | <u>1,867,780</u> | <u>1.19%</u> | 6.12% (1) | <u>0.07%</u> |
| Overall Rate of Return | <u><u>\$ 156,789,236</u></u> | <u><u>100.00%</u></u> | | <u><u>3.58%</u></u> |

Notes:

(1) The return on equity based on Order 25,292 in DW 11-026 is as follows:

| | |
|-------------------------------------|--------------|
| Average 2021 30 year Treasury bonds | 3.12% |
| Plus 3.0% | <u>3.00%</u> |
| Total | <u>6.12%</u> |

(2) Per Order 25,230 in DW 10-091, the interest rate as reflected on Schedules 5 is calculated on debt net of debt issuance costs

Pennichuck Water Works, Inc. Schedule 3
Historical Capital Structure
For the Twelve Months Ended December 31, 2022

| | <u>2022</u> | <u>2021</u> | <u>2020</u> | <u>2019</u> | <u>2018</u> |
|---------------------------------|-----------------------|-----------------------|-----------------------|--------------------|----------------------|
| Long-term Debt | 155,265,982 | 155,075,672 | 143,648,148 | 125,519,366 | 110,023,045 |
| Common Equity: | | | | | |
| Common Stock | 30,200 | 30,200 | 30,200 | 30,200 | 30,200 |
| Paid In Capital (proformed) (1) | (12,732,255) | (8,001,551) | (6,174,409) | (1,890,474) | (25,940,286) |
| Comprehensive Income | - | - | - | - | - |
| Retained Earnings | (2,579,147) | (1,226,133) | 2,067,592 | 386,829 | 459,068 |
| Total Common Equity | <u>(15,281,203)</u> | <u>(9,197,483)</u> | <u>(4,076,618)</u> | <u>(1,473,446)</u> | <u>(25,451,018)</u> |
| Short-term Debt | \$ - | \$ - | \$ - | \$ - | \$ - |
| Total Capital | <u>\$ 139,984,780</u> | <u>\$ 145,878,189</u> | <u>\$ 139,571,530</u> | <u>#####</u> | <u>\$ 84,572,027</u> |
| | | | | | |
| Long-term Debt | 110.9% | 106.3% | 102.9% | 101.2% | 130.1% |
| Total Common Equity | <u>-10.9%</u> | <u>-6.3%</u> | <u>-2.9%</u> | <u>-1.2%</u> | <u>-30.1%</u> |
| | | | | | |
| Total Capital | <u>100%</u> | <u>100%</u> | <u>100%</u> | <u>100%</u> | <u>100%</u> |

Proforma Adjustment to Paid In Capital

(1) To eliminate the Nashua acquisition amounts:

| | | | | | |
|-------------------------------|---------------------|--------------------|--------------------|--------------------|---------------------|
| MARA | 66,560,884 | 69,036,802 | 71,114,148 | 73,295,015 | 75,417,388 |
| Equity as of 1/25/12 | 9,863,910 | 9,863,910 | 9,863,910 | 9,863,910 | 9,863,910 |
| Paid in Capital as of 1/25/12 | <u>39,011,140</u> | <u>39,011,140</u> | <u>39,011,140</u> | <u>39,011,140</u> | <u>39,011,140</u> |
| Proforma Adjustment | 115,435,934 | 117,911,853 | 119,989,198 | 122,170,066 | 124,292,438 |
| | | | | | |
| Paid In Capital Unadjusted | <u>102,703,679</u> | <u>109,910,302</u> | <u>113,814,789</u> | <u>120,279,591</u> | <u>98,352,152</u> |
| | | | | | |
| Paid In Capital proformed | <u>(12,732,255)</u> | <u>(8,001,551)</u> | <u>(6,174,409)</u> | <u>(1,890,474)</u> | <u>(25,940,286)</u> |

Pennichuck Water Works, Inc.
Historical Capitalization Ratios
For the Twelve Months Ended December 31, 2021

Schedule 4

| | <u>2022</u> | <u>2021</u> | <u>2020</u> | <u>2019</u> | <u>2018</u> |
|---------------------|--------------------|--------------------|--------------------|--------------------|--------------------|
| Long-term Debt | 111% | 106% | 103% | 101% | 130% |
| Total Common Equity | -11% | -6% | -3% | -1% | -30% |
| Total Capital | 100% | 100% | 100% | 100% | 100% |

Pennichuck Water Works, Inc.
 Weighted Average Cost of Long-Term Debt
 For the Twelve Months Ended December 31, 2022

23040

| Holder | Term | Maturity | Rate | Outstanding Balance as of 12/31/2022 | New Debt added in 2023 | Unamort Debt Issue Costs | Unamort Premium | Outstanding Debt Funded | Annual Interest (1) | Annual Amort Issue Costs | Annual Amort Premium Costs | All In Annual Cost | Funded Effective Rate | Effective Rate | Coupon Rate | 2022 TY Principal Payments | 2022 TY Interest Payments | Annual Amort Issue Costs Not Financed | Total 2022 TY Principal, Interest | | | |
|--|------|----------|-------|--------------------------------------|------------------------|--------------------------|-----------------|-------------------------|---------------------|--------------------------|----------------------------|--------------------|-----------------------|----------------|-------------|----------------------------|---------------------------|---------------------------------------|-----------------------------------|------------------------|------------------------------|-----------------------------|
| | | | | | | | | | | | | | | | | | | | 2022 Principal Payments | 2022 Interest Payments | 2022 Principal Pro Forma (6) | 2022 Interest Pro Forma (6) |
| 2023 CoBank Loan - DW23-013 QCPAC for 2022 Capex (9) | 25 | 9/1/23 | 7.25% | 744,775 | - | - | - | - | 53,996 | - | - | 53,996 | 7.25% | 7.250% | - | \$ - | \$ - | \$ - | \$ 11,359 | \$ 53,996 | \$ 65,355 | |
| 2023 DWGTF Loan - DW22-013 for W&E Interconnect (10) | 25 | 6/1/23 | 1.57% | 493,500 | - | - | - | - | 7,748 | - | - | 7,748 | 1.57% | 1.570% | - | \$ - | \$ - | \$ - | \$ 16,271 | \$ 7,748 | \$ 24,019 | |
| SRF Catamount Road | 30 | 4/30/48 | 1.96% | 152,151 | - | - | - | - | 2,982 | 673 | - | 3,655 | 2.400% | 1.960% | - | \$ 2,789 | \$ 3,027 | \$ 5,816 | \$ 119 | \$ (84) | \$ 5,851 | |
| Intercompany Loan from PCP | 30 | 5/31/48 | 3.20% | 1,069,682 | - | - | - | - | 34,230 | 406 | - | 34,636 | 3.240% | 3.200% | - | \$ 26,851 | \$ 34,698 | \$ 61,549 | \$ 872 | \$ (872) | \$ 61,549 | |
| Intercompany Loan from PCP (14) | 30 | 8/31/54 | 6.70% | - | 94,401 | - | - | - | - | - | - | - | 0.000% | 6.700% | - | \$ - | \$ - | \$ - | \$ 1,055 | \$ 6,325 | \$ 7,380 | |
| | | | | 154,921,456 | 6,129,401 | 324,804 | 1,181,410 | 130,810,656 | 4,821,282 | 27,022 | 87,022 | 4,637,376 | 3.55% | 2.99% | 0% | 3,890,914 | 5,552,382 | - | 9,443,296 | 173,767 | 550,047 | 10,167,110 |
| | | | | | | | | | | | | | | | | 3,890,914 | 5,552,382 | | | | | |

(1) The annual interest expense is calculated based on the outstanding balance at year end multiplied by the stated interest rate. The calculated interest expense will differ from interest expense recorded in the test year due to loan repayments made during the year. Additionally, SRF/ARRA interest rates are given a provisional interest rate of 1% until the final rate has been determined and this condition may create differences between calculated and booked interest rates.

(2) Principal payment shown is net of debt principal forgiveness

(3) Portion of Annual Principal and interest payments for debt associated with plant placed in service between 1/1/2022 and 12/31/2022 based on a 35 year bond with an actual total all in interest rate of 5.005716% Average Coupon rate as the all-in TIC (Total Interest Cost) for the \$ 5,930,000 Principal PMT (\$65,578) Interest PMT (\$296,839)

Pennichuck Water Works, Inc.
Weighted Average Cost of Long-Term Debt
Reconciliation Amortization Issue Cost vs. Annual Report
For the Twelve Months Ended December 31, 2022

| | | |
|---|----|-------------|
| Annual Report Sch F-25 | \$ | 9,424,872 |
| Amortization of Debt. Issuance Costs on Retired Debt. | \$ | (2,112,968) |
| Amortization of FALOC Issuance Costs | \$ | (47,078) |
| Issuance costs of 2018 DWGTF Debt not closed in 2018 | \$ | (3,158) |
| | | <hr/> |
| Adjusted Annual Report Sch F-25 | \$ | 7,261,669 |
| Schedule 5 - Unamortized Debt Issuance Costs | \$ | 324,804 |
| Difference | | 6,936,865 |

PENNICHUCK WATER WORKS INC
 UNAMORTIZED PREMIUM ON DEBT
 GL ACCOUNTS: 251001-2000-001 through 251008-2000-001
 YEAR ENDING 12/31/22

| G/L Account Number | Description | Bond Issuance | Date of Issuance/ | Bond Premium | | Monthly Amort | Unamortized | |
|--------------------|---------------------|---------------|-------------------|------------------|--------------|---------------------|---------------|---------------------|
| | | Amount | Escrow | Amount in Escrow | Amount | Amort Life (in yrs) | Balance as of | |
| | | | | | | Amt | 12/31/21 | |
| 251001-2000 | Series 2014 A Bonds | 41,885,000.00 | 12/15/14 | 23,350,000.00 | 1,941,943.65 | 30 | 5,394.29 | 1,488,823.29 |
| 251002-2000 | Series 2015 A Bonds | 20,555,000.00 | 10/27/15 | 16,178,434.48 | 1,049,698.45 | 30 | 2,915.83 | 839,758.69 |
| 251003-2000 | Series 2015 B Bonds | 2,035,000.00 | 10/27/15 | | 273,010.00 | 15 | 1,516.72 | 163,806.16 |
| 251004-2000 | Series 2018 A Bonds | 4,460,000.00 | 4/1/18 | | 122,891.40 | 30 | 341.37 | 107,529.75 |
| 251005-2000 | Series 2019 A Bonds | 8,080,000.00 | 4/30/19 | | 325,990.35 | 30 | 905.53 | 296,107.86 |
| 251006-2000 | Series 2020 A Bonds | 7,000,000.00 | 4/30/20 | | 81,952.40 | 30 | 227.65 | 77,399.40 |
| 251007-2000 | Series 2021 A Bonds | 5,065,000.00 | 4/1/21 | | 704,634.20 | 30 | 1,957.32 | 687,018.32 |
| 251008-2000 | Series 2022 A Bonds | 6,695,000.00 | 4/1/22 | | 55,936.00 | 30 | 155.38 | - |
| | | | | | | | | 3,660,443.47 |

Pennichuck Water Works, Inc.
Cost of Short-Term Debt
For the Thirteen Months Ended December 31, 2022

Schedule 6

| | | Dec-21 | Jan-22 | Feb-22 | Mar-22 | Apr-22 | May-22 | Jun-22 | Jul-22 | Aug-22 | Sep-22 | Oct-22 | Nov-22 | Dec-22 | 13 Month Average |
|------------------------|-----------------------------|----------------|----------------|----------------|----------------|----------------|----------------|----------------|----------------|----------------|----------------|----------------|----------------|----------------|---------------------|
| 233300 | INTERCO PAY/REC: PWW/PCP | 20,136,047.47 | 22,135,443.03 | 16,897,883.96 | 16,291,040.89 | 15,265,295.87 | ##### | 14,804,872.80 | ##### | ##### | ##### | ##### | ##### | ##### | 17,773,179 |
| 233300 | INTERCO PAY/REC: PEU/PCP | (1,715,632.41) | (952,425.62) | (1,754,739.89) | (1,956,802.50) | (1,516,406.45) | (2,144,373.92) | (2,874,337.74) | (3,625,124.66) | (926,909.50) | 206,896.45 | (191,536.66) | (1,033,386.49) | (5,410,421.33) | (1,838,092) |
| 233300 | INTERCO PAY/REC: PAC/PCP | 35,754.62 | 149,960.41 | 129,029.98 | 228,129.18 | 206,552.66 | 123,732.90 | 107,713.17 | 189,580.89 | - | 241,055.63 | 237,007.33 | 297,995.58 | - | 149,732 |
| 233300 | INTERCO PAY/REC: PAC/PCP | - | - | - | - | - | - | - | - | (41,050.96) | - | - | - | (281,684.57) | (24,826) |
| 233400 | INTERCO PAY/REC: PWW/TSC | - | - | - | - | - | - | - | - | - | - | - | - | - | - |
| 233400 | INTERCO PAY/REC: PEU/TSC | - | - | - | - | - | - | - | - | - | - | - | - | - | - |
| 233400 | INTERCO PAY/REC: PAC/TSC | - | - | - | - | - | - | - | - | - | - | - | - | - | - |
| 233500 | INTERCO PAY/REC: PWW/PWS | 1,997,414.39 | 2,239,235.54 | 2,420,147.02 | 2,606,216.36 | 2,775,651.89 | 2,933,654.13 | 3,095,927.98 | 3,146,025.05 | 3,464,004.05 | 3,593,860.25 | 3,695,499.70 | 3,786,906.19 | - | 2,750,349 |
| 233500 | INTERCO PAY/REC: PEU/PWS | 4,599.22 | 4,600.18 | 5,778.34 | 5,779.54 | 5,781.95 | 5,787.08 | 5,796.60 | 5,806.13 | 5,819.76 | 5,833.42 | 5,851.22 | 5,873.18 | - | 5,177 |
| 233500 | INTERCO PAY/REC: PEU/PWS | - | - | - | - | - | - | - | - | - | - | - | - | - | - |
| 233500 | INTERCO PAY/REC: PAC/PWS | - | - | - | - | - | - | - | - | - | - | - | - | - | - |
| 233550 | AP INTERCO PAY/REC: PEU/PW | - | - | - | - | - | 737.77 | 737.77 | 737.77 | 737.77 | 737.77 | 737.77 | 737.77 | - | 397 |
| 233550 | AP INTERCO PAY/REC: PEU/PW | - | - | - | - | - | - | - | - | - | - | - | - | - | - |
| 233600 | INTERCO PAY/REC: PWW/PAC | 234,475.53 | 374,001.36 | 382,640.70 | 402,589.04 | 417,961.83 | 434,608.46 | 458,587.19 | 492,233.16 | 506,638.82 | 519,937.84 | 530,055.67 | 545,345.78 | - | 407,621 |
| 233600 | INTERCO PAY/REC: PEU/PAC | (6,977.97) | (6,974.79) | (6,971.58) | (6,968.24) | (6,961.30) | (6,946.05) | (6,914.06) | (6,876.05) | (6,814.04) | (6,747.95) | (6,657.85) | (6,542.18) | - | (6,335) |
| 233600 | INTERCO PAY/REC: PAC/PWW | (234,475.53) | (374,001.36) | (382,640.70) | (402,589.04) | (417,961.83) | (434,608.46) | (458,587.19) | (492,233.16) | (506,638.82) | (519,937.84) | (530,055.67) | (545,345.78) | - | (407,621) |
| 233650 | INTERCO LOAN PWW/PAC: RSF | 12,954.74 | 12,954.74 | 12,954.74 | 12,954.74 | 12,954.74 | 12,954.74 | 12,954.74 | - | - | - | - | - | - | 5,979 |
| 233650 | INTERCO LOAN PWW/PAC: RSF | (12,954.74) | (12,954.74) | (12,954.74) | (12,954.74) | (12,954.74) | (12,954.74) | - | - | - | - | - | - | - | (5,979) |
| 233700 | INTERCO PAY/REC: PWW/PEU | - | 2,407,646.15 | 2,655,981.77 | 2,985,148.97 | 3,209,281.38 | 3,524,451.27 | 3,755,974.52 | 4,002,766.54 | 4,309,614.43 | 4,597,646.34 | 4,789,286.69 | 5,025,844.49 | - | 3,174,126 |
| 233700 | INTERCO PAY/REC: PEU/PWW | - | 6,974.79 | 6,971.58 | 6,968.24 | 6,961.30 | 6,946.05 | 6,914.06 | 6,876.05 | 6,814.04 | 6,747.95 | 6,657.85 | 6,542.18 | - | 5,798 |
| 233700 | INTERCO PAY/REC: PAC/PEU | (1,969,584.59) | (2,407,646.15) | (2,655,981.77) | (2,985,148.97) | (3,209,281.38) | (3,524,451.27) | (3,755,974.52) | (4,002,766.54) | (4,309,614.43) | (4,597,646.34) | (4,789,286.69) | (5,025,844.49) | - | (3,325,633) |
| 233700 | INTERCO PAY/REC: PAC/PEU | 6,977.97 | - | - | - | - | - | - | - | - | - | - | - | - | 537 |
| 233800 | AP INTERCO PAY/REC: PEU/PAC | 22,238.22 | 22,238.22 | 22,553.62 | 23,413.43 | 23,821.55 | 26,690.44 | 31,076.56 | 34,876.56 | 38,407.04 | 38,668.94 | 41,359.44 | 41,359.44 | - | 28,208 |
| 233800 | AP INTERCO PAY/REC: PEU/PAC | - | - | - | - | - | - | - | - | - | - | - | - | - | - |
| 233800 | AP INTERCO PAY/REC: PEU/PAC | (22,238.22) | - | - | - | - | - | - | - | - | - | - | - | - | (1,711) |
| Interco Net Receivable | | 18,488,599 | 23,599,052 | 17,720,653 | 17,197,777 | 16,760,697 | 16,266,690 | 15,171,787 | 13,743,179 | 18,363,504 | 19,877,565 | 20,543,577 | 21,252,494 | 23,996,230 | 18,690,908 |

Pennichuck Water Works, Inc.
Construction Work in Progress (CWIP)
For the Thirteen Months Ended December 31, 2022

Schedule 6
Supplemental

| | | Dec-21 | Jan-22 | Feb-22 | Mar-22 | Apr-22 | May-22 | Jun-22 | Jul-22 | Aug-22 | Sep-22 | Oct-22 | Nov-22 | Dec-22 | 13 Month Average |
|-------------------|-------------------------------|----------------|----------------|----------------|----------------|----------------|------------------|------------------|------------------|------------------|------------------|------------------|------------------|------------------|-------------------------|
| 105111 | CWIP: LABOR CLEARING | (10,026.23) | (10,026.23) | (9,853.40) | (10,026.29) | (10,026.30) | (10,026.30) | (10,026.31) | (10,026.38) | (7,834.78) | (10,026.45) | (10,026.51) | (9,089.73) | (10,026.59) | (9,772) |
| 105222 | CWIP: CONTRACTOR CLEARING | 523,736.63 | 598,641.04 | 632,902.10 | 671,578.98 | 801,041.95 | 1,022,558.76 | 1,584,372.81 | 1,348,662.55 | 1,505,528.40 | 2,072,709.05 | 2,198,318.39 | 2,288,871.15 | 626,270.97 | 1,221,169 |
| 105333 | CWIP: WTP EVAL & CAPITAL PLAN | 84.87 | 84.87 | 84.87 | 84.87 | 84.87 | 84.87 | 84.87 | 84.87 | 84.87 | 84.87 | 84.87 | 84.87 | 84.87 | 85 |
| 105444 | CWIP: OPERATIONS BUILDING | 93,161.76 | 141,968.30 | 192,153.22 | 163,790.17 | 205,438.59 | 217,730.10 | 264,452.73 | 274,444.76 | 290,813.70 | 298,748.56 | 350,092.21 | 396,317.20 | 660,452.46 | 273,043.37 |
| 105444 | CWIP: CONTRACTOR CLEARING | (230,762.54) | (227,330.41) | (217,139.44) | (207,690.60) | (138,222.30) | (52,026.13) | 186,380.90 | 214,911.59 | 295,127.26 | 314,869.98 | 327,945.24 | (135,250.26) | (53,848.39) | 5,920.38 |
| Total CWIP | | 606,957 | 730,668 | 815,287 | 825,428 | 996,539 | 1,230,347 | 1,838,884 | 1,613,166 | 1,788,592 | 2,361,516 | 2,538,469 | 2,676,183 | 1,276,782 | 1,484,524 |

Pennichuck Water Works, Inc. **Schedule 8**
Cost of Common Equity Capital
For the Twelve Months Ended December 31, 2022

Source: S&P

| <u>Date</u> | <u>Rate</u> |
|----------------------------------|------------------|
| 1/1/22 | 2.10 |
| 2/1/22 | 2.25 |
| 3/1/22 | 2.41 |
| 4/1/22 | 2.81 |
| 5/1/22 | 3.07 |
| 6/1/22 | 3.25 |
| 7/1/22 | 3.10 |
| 8/1/22 | 3.13 |
| 9/1/22 | 3.56 |
| 10/1/22 | 4.04 |
| 11/1/22 | 4.00 |
| 12/1/22 | 3.66 |
| | |
| 30 year Treasury Rate Average | 3.12 |
| | |
| Plus | 3.00 |
| Cost of Equity | 6.12% (1) |

Notes:

(1) DW 13-330 Order 25,693
The PUC recommended that future rate proceedings PWW's Return on Equity be equal to the average of the most recent 12-mo of 30 yr treasury bond interest rates plus 3.0%

TAB 12

PAC

Rate of Return (RoR) Information

Puc 1604.08

**Pittsfield Aqueduct Company
Overall Rate of Return Proforma
For the Twelve Months Ended December 31, 2022**

Schedule 1

| <u>Capital Component</u> | <u>Amount</u> <u>12/31/22</u> | <u>Proforma</u> | <u>Proforma Amount</u> <u>12/31/22</u> | <u>Proforma</u> <u>Component Ratio</u> | <u>Component</u> <u>Cost Rate</u> <u>12/31/2022</u> | <u>Proforma</u> <u>Component Cost</u> <u>Rate</u> | <u>Proforma</u> <u>Average</u> <u>Cost Rate</u> |
|-------------------------------|----------------------------------|-----------------|---|---|---|---|---|
| Long-term Debt (3) | 2,263,791 (3) | - | 2,263,791 | 76.85% | 3.13% | 3.13% | 2.41% |
| Intercompany Debt (3) | 281,685 | - | 281,685 | 9.56% | 3.31% | 3.31% (1) | 0.32% |
| Preferred Stock | - | | | 0.00% | 0.00% | 0.00% | 0.00% |
| Common Equity | 1,463,399 | (1,063,241) (4) | 400,158 | 13.58% | 6.12% | 6.12% (2) | 0.83% |
| Overall Rate of Return | <u>\$ 4,008,875</u> | | <u>\$ 2,945,634</u> | <u>100.00%</u> | | | <u>3.56%</u> |

Notes:

(1) The interest reflected is the effective interest rates for 2022 per Schedule F-35 of the Annual Report. -

(2) The return on equity based on methodolog used in Order 25,292 in DW 11-026 is as follows:

Average prior 12 mos 2022 30 year

Treasury bonds 3.12%

Plus 3.0% 3.00%

Total 6.12%

(3) Inclusive of 2018 pcp/PAC LONG term intercompany approved in DW18-033

(4) Per Order 25,292 in DW 11-026, eliminate the MARA and related equity per Schedule 2 as required by DW11-026

**Pittsfield Aqueduct Company
Capital Structure for Ratemaking Purposes
For the Twelve Months Ended December 31, 2022**

Schedule 2

| | <u>Test Year</u> | <u>Pro Forma Adjustment s</u> | <u>Pro Forma Test Year</u> | <u>Component Ratio</u> |
|-----------------------|---------------------|---------------------------------------|--------------------------------|----------------------------|
| Long-term Debt | 2,263,791 | - | 2,263,791 | 76.86% |
| Intercompany Debt | \$ 281,685 | - | 281,685 | 9.56% |
| <u>Common Equity:</u> | | | | |
| Common Stock | 100 | (100) | - | |
| Paid In Capital | 1,514,557 | (1,063,241) (1) | 451,316 | |
| Comprehensive Income | - | - | - | |
| Retained Earnings | (51,258) | | (51,258) | |
| Total Common Equity | <u>1,463,399</u> | | <u>400,058</u> | 13.58% |
| Total Capital | <u>\$ 4,008,875</u> | | <u>\$ 2,945,534</u> | 100.00% |

Notes:

(1) Per Order 25,292 in DW 11-026, eliminate the MARA and related equity:

| | |
|-------------------------------|------------------|
| Equity as of 1/25/1 | 826,112 |
| Paid in Capital as of 1/25/12 | 237,129 |
| | <u>1,063,241</u> |

**Pittsfield Aqueduct Company
Historical Capital Structure
For the Twelve Months Ended December 31, 2018 - 2022**

Schedule 3

| | <u>2022</u> | <u>2021</u> | <u>2020</u> | <u>2019</u> | <u>2018</u> |
|----------------------|---------------------|---------------------|---------------------|---------------------|---------------------|
| Bonds | - | - | - | - | - |
| Intercompany Note | 1,069,682 | 1,096,533 | 1,122,540 | 1,147,728 | 1,172,125 |
| Other LTD | 1,194,109 | 1,226,052 | 160,471 | 164,458 | 168,331 |
| Long-term Debt | <u>\$ 2,263,791</u> | <u>\$ 2,322,585</u> | <u>\$ 1,283,011</u> | <u>\$ 1,312,186</u> | <u>\$ 1,340,456</u> |
| Intercompany Debt | 281,685 | 12,955 | 169,346 | 14,674 | 85,570 |
| Common Equity: | | | | | |
| Common Stock | 100 | 100 | 100 | 100 | 100 |
| Paid In Capital | 1,514,557 | 1,641,505 | 1,766,566 | 1,899,596 | 1,935,318 |
| Comprehensive Income | - | - | - | - | - |
| Retained Earnings | (51,258) | (99,227) | (112,143) | (131,389) | (137,454) |
| Total Common Equity | <u>\$ 1,463,399</u> | <u>\$ 1,542,378</u> | <u>\$ 1,654,523</u> | <u>\$ 1,768,307</u> | <u>\$ 1,797,964</u> |
| Total Capital | <u>\$ 4,008,875</u> | <u>\$ 3,877,917</u> | <u>\$ 3,106,880</u> | <u>\$ 3,095,167</u> | <u>\$ 3,223,990</u> |
| Long-term Debt | 56.47% | 59.89% | 41.30% | 42.39% | 41.58% |
| Total Common Equity | 36.50% | 39.77% | 53.25% | 57.13% | 55.77% |
| Intercompany Debt | <u>7.03%</u> | <u>0.33%</u> | <u>5.45%</u> | <u>0.47%</u> | <u>2.65%</u> |
| Total Capital | <u>100.00%</u> | <u>100.00%</u> | <u>100.00%</u> | <u>100.00%</u> | <u>100.00%</u> |

**Pittsfield Aqueduct Company
Historical Capitalization Ratios
For the Twelve Months Ended December 31, 2018 - 2022**

Schedule 4

| | <u>2022</u> | <u>2021</u> | <u>2020</u> | <u>2019</u> | <u>2018</u> |
|---------------------|----------------|----------------|----------------|----------------|----------------|
| Long-term Debt | 56.47% | 59.89% | 41.30% | 42.39% | 41.58% |
| Total Common Equity | 36.50% | 39.77% | 53.25% | 57.13% | 55.77% |
| Intercompany Debt | <u>7.03%</u> | <u>0.33%</u> | <u>5.45%</u> | <u>0.47%</u> | <u>2.65%</u> |
| Total Capital | <u>100.00%</u> | <u>100.00%</u> | <u>100.00%</u> | <u>100.00%</u> | <u>100.00%</u> |

Pittsfield Aqueduct Company
 Weighted Average Cost of Long-Term Debt
 For the Twelve Months Ended December 31, 2022

Schedule 5

| Holder | Term | Maturity | Coupon Rate | Outstanding Balance as of 12/31/22 | New Debt Added in 2023 | Annual Interest (1) | Annual Amortization Issue Costs | All In Annual Cost | Effective Rate | 2022 TY Principal Payments(9) | 2022 TY Interest Payments | 2022 TY Principal and Interest Payments | 2022 Pro Form Adj to 2022 TY Principal | 2022 Pro Form Adj to 2022 TY Interest | 2022 TY Pro Form Principal and Interest Payments | 2023 Principal Payments | 2023 Interest Payments | 2023 Principal and Interest Payments |
|--------------------------------|------|----------|-------------|------------------------------------|------------------------|---------------------|---------------------------------|--------------------|----------------|-------------------------------|---------------------------|---|--|---------------------------------------|--|-------------------------|------------------------|--------------------------------------|
| SRF Catamount Road | 30 | 04/30/48 | 1.960% | 152,151 | | 2,982 | 673 | 3,656 | 2.40% | \$ 2,789 | \$ 3,027 | \$ 5,816 | \$ 119 | \$ (84) | \$ 5,851 | \$ 2,908 | \$ 2,943 | \$ 5,851 |
| Intercompany Loan from PCP | 30 | 05/31/48 | 3.200% | 1,069,682 | - | 34,230 | 406 | 34,635 | 3.24% | \$ 26,851 | \$ 34,698 | \$ 61,549 | \$ 872 | \$ (872) | \$ 61,549 | \$ 27,723 | \$ 33,826 | \$ 61,549 |
| Intercompany Loan from PCP (1) | 30 | 08/31/54 | 6.700% | - | 94,401 | | | | | | | | | | \$ 1,055 | \$ 6,325 | \$ 7,379 | |
| TOTAL | | | | 1,221,833 | 94,401 | 37,212 | 1,079 | 38,291 | 3.13% | \$ 29,640 | \$ 37,725 | \$ 67,365 | \$ 991 | \$ (956) | \$ 67,400 | \$ 31,686 | \$ 43,094 | \$ 74,780 |

Notes:

(1) Intercompany debt approved in DW23-061- \$ 94,401
 Loan Term - 30 Year
 Loan Interest Rate - 6.70%
 Annual P&I - (\$7,379)
 Principal Payment - (\$1,055)
 Interest Payment - (\$6,325)

Pittsfield Aqueduct Company
Short-Term and Long-Term Intercompany Debt
For the Thirteen Months Ended December 31, 2022

Schedule 6

| | Dec-21 | Jan-22 | Feb-22 | Mar-21 | Apr-22 | May-22 | Jun-22 | Jul-22 | Aug-22 | Sep-22 | Oct-22 | Nov-22 | Dec-22 | 13 Month Average |
|---|------------------|------------------|------------------|------------------|------------------|------------------|------------------|------------------|------------------|------------------|------------------|------------------|------------------|------------------|
| NOTE PAYABLE - PCP 2018 1.1M LOAN | 1,069,682 | 1,067,405 | 1,065,122 | 1,062,834 | 1,060,539 | 1,058,238 | 1,055,931 | 1,053,618 | 1,051,298 | 1,048,973 | 1,046,641 | 1,044,303 | 1,041,959 | 1,055,888 |
| NOTE PAYABLE - PCP 2018 1.1M LOAN-CURRENT PORTION | 26,851 | 26,923 | 26,995 | 27,067 | 27,139 | 27,211 | 27,284 | 27,356 | 27,429 | 27,503 | 27,576 | 27,649 | 27,723 | 27,285 |
| TOTAL LONG TERM INTERCOMPANY DEBT | 1,096,533 | 1,094,328 | 1,092,117 | 1,089,900 | 1,087,678 | 1,085,449 | 1,083,215 | 1,080,974 | 1,078,728 | 1,076,475 | 1,074,217 | 1,071,952 | 1,069,682 | 1,083,173 |
| INTERCO PAY/REC: PAC/PCP | - | - | - | - | - | - | - | - | 41,051 | - | - | - | 281,685 | 24,826 |
| INTERCO PAY/REC: PAC/TSC | - | - | - | - | - | - | - | - | - | - | - | - | - | - |
| INTERCO PAY/REC: PAC/PWS | - | - | - | - | - | - | - | - | - | - | - | - | - | - |
| AP INTERCO PAY/REC:PEU/PAC | 22,238 | 22,238 | 22,554 | 23,413 | 23,822 | 26,690 | 31,077 | 34,877 | 38,407 | 38,669 | 41,359 | 41,359 | - | 28,208 |
| INTERCO PAY/REC: PAC/PWW | 234,476 | 374,001 | 382,641 | 402,589 | 417,962 | 434,608 | 458,587 | 492,233 | 506,639 | 519,938 | 530,056 | 545,346 | - | 407,621 |
| INTERCO LOAN PWW/PAC: RSF | 12,955 | 12,955 | 12,955 | 12,955 | 12,955 | 12,955 | - | - | - | - | - | - | - | 5,979 |
| INTERCO PAY/REC: PAC/PEU | - | - | - | - | - | - | - | - | - | - | - | - | - | - |
| INTERCO ADV-PCP PROM NOTE 5/18 | - | - | - | - | - | - | - | - | - | - | - | - | - | - |
| INTERCO LOAN PAC - INTERGRATED | - | - | - | - | - | - | - | - | - | - | - | - | - | - |
| INTERCOMPANY SHORT TERM DEBT | 269,668 | 409,194 | 418,149 | 438,957 | 454,738 | 474,254 | 489,664 | 527,110 | 586,097 | 558,607 | 571,415 | 586,705 | 281,685 | 466,634 |
| TOTAL INTERCOMPANY DEBT | 1,366,201 | 1,503,522 | 1,510,266 | 1,528,858 | 1,542,416 | 1,559,703 | 1,572,878 | 1,608,084 | 1,664,824 | 1,635,082 | 1,645,632 | 1,658,657 | 1,351,366 | 1,549,807 |

**Pittsfield Aqueduct Company
Weighted Average Cost of Preferred Stock
For the Twelve Months Ended December 31, 2012**

Schedule 7

| Security | Term | Maturity | Rate | Outstanding Balance | Annual Dividends | Annual Amortization | All In Annual Cost | Effective Rate |
|-----------------|-------------|-----------------|-------------|--------------------------------|-----------------------------|--------------------------------|-------------------------------|---------------------------|
|-----------------|-------------|-----------------|-------------|--------------------------------|-----------------------------|--------------------------------|-------------------------------|---------------------------|

NOT APPLICABLE

Pittsfield Aqueduct Company
Return on Common Equity
For the Twelve Months Ended December 31, 2022

Schedule 8

Source: 30 yr treasury rates used by S&P

| Date | Open | High | Low | Close |
|------------|------------------------|------|----------------|---------|
| Jan 2022 | | | | 2.10% |
| Feb 2022 | | | | 2.25% |
| March 2022 | | | | 2.41% |
| April 2022 | | | | 2.81% |
| May 2022 | | | | 3.07% |
| Jun 2022 | | | | 3.25% |
| Jul 2022 | | | | 3.10% |
| Aug 2022 | | | | 3.13% |
| Sept 2022 | | | | 3.56% |
| Oct 2022 | | | | 4.04% |
| Nov 2022 | | | | 4.00% |
| Dec 2022 | | | | 3.66% |
| | 30 year Treasury bonds | | | Average |
| | | | Average | 3.12% |
| | | | Plus | 3.00% |
| | | | Cost of Equity | 6.12% |

Notes:

- (1) Per DW 11-026 Order 25,292 page 29
The PUC recommended that future rate proceedings PWW's
Return on Equity be equal to the average of the most recent 13-mo
of 30 yr treasury bond interest rates plus 3.0%

**Pittsfield Aqueduct Company
Bingo Sheet Perm
For the Twelve Months Ended December 31, 2022**

UTILITY: Pittsfield Aqueduct Company DATE FILED: _____
TARIFF NO.: 5 or PAGE NOS. 39-40 EFF. DATE: _____

| Rate or Class of Service | Effect of Proposed Change | Average Number of Customers | Estimated Annual Revenue | Proposed Change | | |
|--------------------------|---------------------------|-----------------------------|--|-----------------|--|------------|
| | | | Pro Forma Rate to TY Five Year Ave (1) | Proposed Rates | \$\$ Amunt Increase over TY Current Rates 5 Yr. Ave. Pro Forma | % Increase |
| G-M Fixed Metered | Increase | 636 | 225,115 | 232,761 | 7,646 | 3.40% |
| G-M Volumetric | | | 422,060 | 436,394 | 14,334 | 3.40% |
| Private FP ³ | Increase | 12 | 30,541 | 31,578 | 1,037 | 3.40% |
| FP - Hydrants | Increase | 1 | 185,382 | 191,678 | 6,296 | 3.40% |
| TOTALS | | 649 | 863,098 | 892,411 | 29,313 | |

Proposed Rate Increase - 3.40%

TAB 12

PEU

Rate of Return (RoR) Information

Puc 1604.08

Pennichuck East Utility, Inc.
Overall Rate of Return
For the Twelve Months Ended December 31, 2022

Schedule 1

| <u>Capital Component</u> | <u>Amount</u> | <u>Component Ratio</u> | <u>Component Cost Rate</u> | <u>Average Cost Rate</u> |
|-------------------------------|-----------------------------|------------------------|----------------------------|--------------------------|
| Long-term Debt | 29,780,574 | 82.86% | 3.61% | 2.99% |
| Intercompany Debt | 5,477,249 | 15.24% | 2.90% (1) | 0.44% |
| Preferred Stock | - | 0.00% | 0.00% | 0.00% |
| Common Equity | <u>682,985</u> | <u>1.90%</u> | 6.12% (2) | <u>0.12%</u> |
| Overall Rate of Return | <u>\$ 35,940,808</u> | <u>100.00%</u> | | <u>3.55%</u> |

Notes:

(1) The interest reflected is the effective interest rates for 2022 per Schedule F-35 of the Annual Report.

(2) The return on equity based on methodology used in Order 25,292 in DW 11-026 is as follows:

| | |
|-----------------------------------|--------------|
| Average prior 12 mos 2022 30 year | |
| Treasury bonds | 3.12% |
| Plus 3.0% | <u>3.00%</u> |
| Total | <u>6.12%</u> |

Pennichuck East Utility, Inc.
Historical Capital Structure
For the Twelve Months Ended December 31, 2018-2022

Schedule 3

| | <u>2022</u> | <u>2021</u> | <u>2020</u> | <u>2019</u> | <u>2018</u> |
|----------------------|----------------------|----------------------|----------------------|----------------------|----------------------|
| Bonds | | | | | |
| Other LTD | 22,879,839 | 22,299,536 | 19,894,661 | 17,091,449 | 16,271,658 |
| Long-term Debt | <u>\$ 22,879,839</u> | <u>\$ 22,299,536</u> | <u>\$ 19,894,661</u> | <u>\$ 17,091,449</u> | <u>\$ 16,271,658</u> |
| Intercompany Debt | 5,477,249 | 6,308,611 | 9,547,734 | 8,169,417 | 8,758,467 |
| Common Equity: | | | | | |
| Common Stock | 100 | 100 | 100 | 100 | 100 |
| Paid In Capital | 9,987,872 | 10,729,279 | 10,917,251 | 11,428,201 | 11,583,500 |
| Comprehensive Income | (5,784) | (173,776) | (275,723) | (212,036) | (157,658) |
| Retained Earnings | (3,550,886) | (2,479,920) | (1,794,886) | (196,652) | (96,145) |
| Total Common Equity | <u>\$ 6,431,302</u> | <u>\$ 8,075,683</u> | <u>\$ 8,846,742</u> | <u>\$ 11,019,613</u> | <u>\$ 11,329,797</u> |
| Total Capital | <u>\$ 34,788,390</u> | <u>\$ 36,683,831</u> | <u>\$ 38,289,137</u> | <u>\$ 36,280,479</u> | <u>\$ 36,359,922</u> |

| | | | | | |
|---------------------|----------------|----------------|----------------|----------------|----------------|
| Long-term Debt | 65.77% | 60.79% | 51.96% | 47.11% | 44.75% |
| Total Common Equity | 18.49% | 22.01% | 23.11% | 30.37% | 31.16% |
| Intercompany Debt | <u>15.74%</u> | <u>17.20%</u> | <u>24.94%</u> | <u>22.52%</u> | <u>24.09%</u> |
| Total Capital | <u>100.00%</u> | <u>100.00%</u> | <u>100.00%</u> | <u>100.00%</u> | <u>100.00%</u> |

Pennichuck East Utility, Inc.
Historical Capitalization Ratios
For the Twelve Months Ended December 31, 2018 - 2022

Schedule 4

| | <u>2022</u> | <u>2021</u> | <u>2020</u> | <u>2019</u> | <u>2018</u> |
|---------------------|--------------------|--------------------|--------------------|--------------------|--------------------|
| Long-term Debt | 65.77% | 60.79% | 51.96% | 47.11% | 44.75% |
| Total Common Equity | 18.49% | 22.01% | 23.11% | 30.37% | 31.16% |
| Intercompany Debt | <u>15.74%</u> | <u>17.20%</u> | <u>24.94%</u> | <u>22.52%</u> | <u>24.09%</u> |
| Total Capital | <u>100.00%</u> | <u>100.00%</u> | <u>100.00%</u> | <u>100.00%</u> | <u>100.00%</u> |

Pennichuck East Utility, Inc.
Short-Term and Long-Term Intercompany Debt
For the Thirteen Months Ended December 31, 2022

Schedule 6

| | Dec-21 | Jan-22 | Feb-22 | Mar-22 | Apr-22 | May-22 | Jun-22 | Jul-22 | Aug-22 | Sep-22 | Oct-22 | Nov-22 | Dec-22 | 13 Month Average |
|--------------------------------------|--------------------|--------------------|--------------------|--------------------|--------------------|--------------------|--------------------|---------------------|--------------------|--------------------|--------------------|--------------------|--------------------|--------------------|
| NOTE PAYABLE: PCP-2015 3M LOAN | - | - | - | - | - | - | - | - | - | - | - | - | - | - |
| CURR PORT LTD: 3M PCP NP | - | - | - | - | - | - | - | - | - | - | - | - | - | - |
| CURR PORT LTD: 1M PCP NP | - | - | - | - | - | - | - | - | - | - | - | - | - | - |
| ST NOTE PAYABLE - PCP 2018 1.7M LOAN | (38,522) | (38,625) | (38,728) | (38,831) | (38,935) | (39,039) | (39,143) | (39,247) | (39,352) | (39,457) | (39,562) | (39,668) | (39,773) | (39,145) |
| ST NOTE PAYABLE - PCP 2018 1.1M LOAN | (26,204) | (26,274) | (26,344) | (26,414) | (26,484) | (26,555) | (26,626) | (26,697) | (26,768) | (26,839) | (26,911) | (26,983) | (27,055) | (26,627) |
| INTERCOMPANY SHORT TERM DEBT | (64,726) | (64,899) | (65,072) | (65,245) | (65,419) | (65,594) | (65,769) | (65,944) | (66,120) | (66,296) | (66,473) | (66,650) | (66,828) | (65,772) |
| NOTE PAYABLE: PCP-2015 3M LOAN | - | - | - | - | - | - | - | - | - | - | - | - | - | - |
| NOTE PAYABLE- PCP 2018 1.7M LOAN | (1,534,638) | (1,531,372) | (1,528,097) | (1,524,814) | (1,521,521) | (1,518,220) | (1,514,910) | (1,511,592) | (1,508,264) | (1,504,927) | (1,501,582) | (1,498,228) | (1,494,865) | (1,514,848) |
| NOTE PAYABLE - PCP 2018 1.1M LOAN | (1,043,890) | (1,041,668) | (1,039,440) | (1,037,207) | (1,034,967) | (1,032,722) | (1,030,470) | (1,028,213) | (1,025,949) | (1,023,680) | (1,021,404) | (1,019,123) | (1,016,835) | (1,030,428) |
| INTERCO LOAN NC-INTEGRATED | - | - | - | - | - | - | - | - | - | - | - | - | - | - |
| INTERCO PAY/REC: PEU/TSC | - | - | - | - | - | - | - | - | - | - | - | - | - | - |
| INTERCO PAY/REC: PEU/PWS | 4,599 | - | - | - | - | - | - | - | - | - | - | - | - | 354 |
| INTERCO PAY/REC: PEU/PAC | (6,978) | (6,975) | (6,972) | (6,968) | (6,961) | (6,946) | (6,914) | (6,876) | (6,814) | (6,748) | (6,658) | (6,542) | - | (6,335) |
| INTERCO PAY/REC: PEU/PWW | (1,969,585) | (2,407,646) | (2,655,982) | (2,985,149) | (3,209,281) | (3,524,451) | (3,755,975) | (4,002,767) | (4,309,614) | (4,597,646) | (4,789,287) | (5,025,844) | - | (3,325,633) |
| AP INTERCO PAY/REC: PEU/PAC | 22,238 | - | - | - | - | - | - | - | - | - | - | - | - | 1,711 |
| INTERCO PAY/REC: PEU/PCP | (1,715,632) | (952,426) | (1,754,740) | (1,956,803) | (1,516,406) | (2,144,374) | (2,874,338) | (3,625,125) | (926,910) | 206,896 | (191,537) | (1,033,386) | (5,410,421) | (1,838,092) |
| INTERCOMPANY LONG TERM DEBT | (6,243,885) | (5,940,086) | (6,985,231) | (7,510,940) | (7,289,138) | (8,226,713) | (9,182,607) | (10,174,572) | (7,777,551) | (6,926,105) | (7,510,468) | (8,583,124) | (7,922,121) | (7,713,272) |
| TOTAL INTERCOMPANY DEBT | (6,308,611) | (6,004,985) | (7,050,303) | (7,576,185) | (7,354,557) | (8,292,307) | (9,248,376) | (10,240,516) | (7,843,671) | (6,992,401) | (7,576,941) | (8,649,774) | (7,988,949) | (7,779,044) |

Pennichuck East Utility, Inc.
Weighted Average Cost of Preferred Stock
For the Twelve Months Ended December 31, 2019

Schedule 7

| Security | Term | Maturity | Rate | Outstanding Balance | Annual Dividends | Annual Amortization | All In Annual Cost | Effective Rate |
|-----------------|-------------|-----------------|-------------|--------------------------------|-----------------------------|--------------------------------|-------------------------------|---------------------------|
|-----------------|-------------|-----------------|-------------|--------------------------------|-----------------------------|--------------------------------|-------------------------------|---------------------------|

NOT APPLICABLE

Pennichuck East Utility, Inc.
Return on Common Equity
For the Twelve Months Ended December 31, 2022

Schedule 8

Source: 30 yr treasury rates used by S&P

| Date | Open | High | Low | Close |
|------------|------------------------|------|----------------|---------|
| Jan 2022 | | | | 2.10% |
| Feb 2022 | | | | 2.25% |
| Mar 2022 | | | | 2.41% |
| April 2022 | | | | 2.81% |
| May 2022 | | | | 3.07% |
| Jun 2022 | | | | 3.25% |
| Jul 2022 | | | | 3.10% |
| Aug 2022 | | | | 3.13% |
| Sept 2022 | | | | 3.56% |
| Oct 2022 | | | | 4.04% |
| Nov 2022 | | | | 4.00% |
| Dec 2022 | | | | 3.66% |
| | 30 year Treasury bonds | | | Average |
| | | | Average | 3.12% |
| | | | Plus | 3.00% |
| | | | Cost of Equity | 6.12% |

TAB 12

PWW

Rate of Return (RoR) Information

Puc 1604.08

Pennichuck Water Works, Inc.
Overall Rate of Return
For the Twelve Months Ended December 31, 2022

Schedule 1

| <u>Capital Component</u> | <u>Amount</u> | <u>Component Ratio</u> | <u>Component Cost Rate</u> | <u>Average Cost Rate</u> |
|-------------------------------|------------------------------|------------------------|----------------------------|--------------------------|
| Long-term Debt | \$ 123,919,050 | 98.87% | 2.69% (2) | 2.66% |
| Short-term Debt | - | 0.00% | 0.00% | 0.00% |
| Preferred Stock | - | 0.00% | 0.00% | 0.00% |
| Common Equity | <u>1,410,543</u> | <u>1.13%</u> | 6.12% (1) | <u>0.07%</u> |
| Overall Rate of Return | <u>\$ 125,329,593</u> | <u>100.00%</u> | | <u>2.73%</u> |

Notes:

(1) The return on equity based on Order 25,292 in DW 11-026 is as follows:

| | |
|-------------------------------------|--------------|
| Average 2022 30 year Treasury bonds | 3.12% |
| Plus 3.0% | <u>3.00%</u> |
| Total | <u>6.12%</u> |

(2) Per Order 25,230 in DW 10-091, the interest rate as reflected on Schedules 5 is calculated on debt net of debt issuance costs

Pennichuck Water Works, Inc. Schedule 3
Historical Capital Structure
For the Twelve Months Ended December 31, 2022

| | <u>2022</u> | <u>2021</u> | <u>2020</u> | <u>2019</u> | <u>2018</u> |
|---------------------------------|-----------------------|-----------------------|-----------------------|----------------------|----------------------|
| Long-term Debt | 129,062,879 | 126,823,747 | 124,807,117 | 104,280,476 | 90,486,865 |
| Common Equity: | | | | | |
| Common Stock | 30,000 | 30,000 | 30,000 | 30,000 | 30,000 |
| Paid In Capital (proformed) (1) | (16,637,942) | (12,170,018) | (10,559,661) | (6,665,212) | (17,399,662) |
| Comprehensive Income | - | - | - | - | - |
| Retained Earnings | 1,410,543 | 198,279 | 2,409,721 | 386,829 | 459,068 |
| Total Common Equity | <u>(15,197,400)</u> | <u>(11,941,740)</u> | <u>(8,119,939)</u> | <u>(6,248,383)</u> | <u>(16,910,594)</u> |
| Short-term Debt | \$ - | \$ - | \$ - | \$ - | \$ - |
| Total Capital | <u>\$ 113,865,480</u> | <u>\$ 114,882,007</u> | <u>\$ 116,687,177</u> | <u>\$ 98,032,093</u> | <u>\$ 73,576,271</u> |
| | | | | | |
| Long-term Debt | 113.3% | 110.4% | 107.0% | 106.4% | 123.0% |
| Total Common Equity | <u>-13.3%</u> | <u>-10.4%</u> | <u>-7.0%</u> | <u>-6.4%</u> | <u>-23.0%</u> |
| | | | | | |
| Total Capital | <u>100%</u> | <u>100%</u> | <u>100%</u> | <u>100%</u> | <u>100%</u> |

Proforma Adjustment to Paid In Capital

(1) To eliminate the Nashua acquisition amounts:

| | | | | | |
|-------------------------------|---------------------|---------------------|---------------------|--------------------|---------------------|
| MARA | 58,964,142 | 60,834,486 | 62,815,582 | 64,741,956 | 66,616,661 |
| Equity as of 1/25/12 | 9,863,910 | 9,863,910 | 9,863,910 | 9,863,910 | 9,863,910 |
| Paid in Capital as of 1/25/12 | <u>39,011,140</u> | <u>39,011,140</u> | <u>39,011,140</u> | <u>39,011,140</u> | <u>39,011,140</u> |
| Proforma Adjustment | <u>107,839,192</u> | <u>109,709,537</u> | <u>111,690,632</u> | <u>113,617,007</u> | <u>115,491,712</u> |
| | | | | | |
| Paid In Capital Unadjusted | 91,201,250 | 97,539,518 | 101,130,972 | 106,951,795 | 98,092,049 |
| | | | | | |
| Paid In Capital proformed | <u>(16,637,942)</u> | <u>(12,170,018)</u> | <u>(10,559,661)</u> | <u>(6,665,212)</u> | <u>(17,399,662)</u> |

Pennichuck Water Works, Inc.
Historical Capitalization Ratios
For the Twelve Months Ended December 31, 2022

Schedule 4

| | <u>2022</u> | <u>2021</u> | <u>2020</u> | <u>2019</u> | <u>2018</u> |
|---------------------|--------------------|--------------------|--------------------|--------------------|--------------------|
| Long-term Debt | 113% | 110% | 107% | 106% | 123% |
| Total Common Equity | -13% | -10% | -7% | -6% | -23% |
| Total Capital | 100% | 100% | 100% | 100% | 100% |

Pennichuck Water Works, Inc.
 Weighted Average Cost of Long-Term Debt
 For the Twelve Months Ended December 31, 2022

23040

| Holder | Term | Maturity | Rate | Outstanding Balance as of 12/31/2022 | New Debt added in 2023 | Unamort Debt Issue Costs | Unamort Premium | Outstanding Debt Funded | Annual Interest (1) | Annual Amort Issue Costs | Annual Amort Premium Costs | All In Annual Cost | Funded Effective Rate | Effective Rate | Coupon Rate | 2022 TY Principal Payments | 2022 TY Interest Payments | Annual Amort Issue Costs Not Financed | Total 2022 TY Principal, Interest and Annual Amort Issue Costs Payments | 2022 Principal Payment Pro Forma (6) | 2022 Interest Payment Pro Forma (6) | Pro Forma 2022 Princ and Interest |
|---|------|----------|----------|--------------------------------------|------------------------|--------------------------|-----------------|-------------------------|---------------------|--------------------------|----------------------------|--------------------|-----------------------|----------------|-------------|----------------------------|---------------------------|---------------------------------------|---|--------------------------------------|-------------------------------------|-----------------------------------|
| BNY Mellon-2014 B Series Bonds | 30 | 01/01/45 | 4.50% | 4,615,000 | - | - | - | 4,615,000 | 207,675 | - | 64,731 | 272,406 | 5.90% | 5.903% | 4.500% | \$ 110,000 | \$ 210,150 | \$ - | \$ 320,150 | \$ 5,000 | \$ - | \$ 325,150 |
| BNY Mellon-2018 A Series Bonds | 30 | 01/01/48 | 4.38% | 4,460,000 | - | 261,721 | 103,433 | 4,301,712 | 195,125 | 8,944 | 4,096 | 208,166 | 4.84% | 4.667% | 4.375% | \$ - | \$ 204,375 | \$ - | \$ 204,375 | \$ - | \$ - | \$ 204,375 |
| BNY Mellon-2018 B Series Bonds | 30 | 01/01/28 | 4.33% | 705,000 | - | 63,083 | - | 641,917 | 30,527 | 2,156 | - | 32,682 | 5.09% | 4.636% | 4.330% | \$ 100,000 | \$ 32,692 | \$ - | \$ 132,692 | \$ - | \$ - | \$ 132,692 |
| BNY Mellon-2019 A Series Bonds | 30 | 01/01/49 | 4.13% | 7,805,000 | - | - | 285,241 | 8,090,242 | 321,956 | - | 10,866 | 332,823 | 4.11% | 4.264% | 4.125% | \$ 135,000 | \$ 349,550 | \$ - | \$ 484,550 | \$ 5,000 | \$ (6,875) | \$ 482,675 |
| BNY Mellon-2020 A Series Bonds | 30 | 04/01/50 | 4.00% | 7,000,000 | - | - | 74,668 | 7,074,668 | 280,000 | - | 2,732 | 282,732 | 4.00% | 4.039% | 4.000% | \$ - | \$ 280,000 | \$ - | \$ 280,000 | \$ - | \$ - | \$ 280,000 |
| BNY Mellon-2020 B Series Bonds | 3 | 04/01/23 | 5.25% | 125,000 | - | - | - | 125,000 | 6,563 | - | - | 6,563 | 5.25% | 5.250% | 5.250% | \$ 130,000 | \$ 9,975 | \$ - | \$ 139,975 | \$ (130,000) | \$ (9,975) | \$ - |
| BNY Mellon-2020 C Series Bonds | 30 | 09/01/55 | 1.95% | 71,195,000 | - | - | - | 71,195,000 | 1,388,303 | - | - | 1,388,303 | 1.95% | 1.950% | 1.950% | ##### | \$2,681,699 | \$ - | \$ 3,906,699 | \$ - | \$ - | \$ 3,906,699 |
| BNY Mellon-2021 A Series Bonds | 30 | 04/01/50 | 5.00% | 4,985,000 | - | - | 663,530 | 5,648,530 | 249,250 | - | 2,732 | 251,982 | 4.46% | 5.055% | 5.000% | \$ 80,000 | \$ 210,900 | \$ - | \$ 290,900 | \$ - | \$ - | \$ 290,900 |
| BNY Mellon-2021 B Series Bonds | 3 | 04/01/24 | 1.05% | 85,000 | - | - | - | 85,000 | 893 | - | - | 893 | 1.05% | 1.050% | 1.050% | \$ 40,000 | \$ 1,103 | \$ - | \$ 41,103 | \$ - | \$ - | \$ 41,103 |
| BNY Mellon-2022 A Series Bonds | (5) | 30 | 04/01/52 | 4.22% | 6,695,000 | - | 54,538 | 6,749,538 | 282,462 | - | 1,865 | 284,327 | 5.00% | 4.219% | 4.219% | \$ - | \$ 125,803 | \$ - | \$ 125,803 | \$ 105,000 | \$ 163,760 | \$ 394,563 |
| BNY Mellon-2022 B Series Bonds | (5) | 3 | 04/01/25 | 4.22% | 90,000 | - | - | 90,000 | 3,797 | - | - | 3,797 | 3.63% | 4.219% | 4.219% | \$ - | \$ 1,405 | \$ - | \$ 1,405 | \$ 30,000 | \$ 1,314 | \$ 32,719 |
| BNY Mellon-2023 A Series Bonds | (3) | 04/01/58 | 5.00% | - | 5,930,000 | - | - | 5,930,000 | 296,500 | - | - | - | - | - | - | \$ - | \$ - | \$ - | \$ - | \$ 65,578 | \$ 296,839 | \$ 362,416 |
| BNY Mellon-2023 B Series Bonds | (4) | 04/01/25 | 4.80% | - | 105,000 | - | - | 105,000 | 5,040 | - | - | - | - | - | - | \$ - | \$ - | \$ - | \$ - | \$ 33,305 | \$ 5,256 | \$ 38,561 |
| SRF Loan - Hubbard Hill | (7) | 20 | 04/01/22 | 3.80% | - | - | - | - | - | - | - | - | 0.00% | 0.000% | 3.800% | \$ 5,562 | \$ 35 | \$ - | \$ 5,597 | \$ (5,562) | \$ (35) | \$ 0 |
| SRF Loan Contract #4 (water treatment plant) | 20 | 10/01/29 | 3.49% | 1,285,720 | - | - | - | 1,285,720 | 44,846 | - | - | 44,846 | 3.49% | 3.488% | 3.488% | \$ 166,054 | \$ 48,000 | \$ - | \$ 214,054 | \$ (0) | \$ 0 | \$ 214,054 |
| ARRA Loan - Ashley Commons | (2) | 20 | 05/01/31 | 2.95% | 145,193 | - | - | 145,193 | 4,286 | - | - | 4,286 | 2.95% | 2.952% | 2.952% | \$ 12,057 | \$ 7,413 | \$ - | \$ 19,470 | \$ - | \$ (0) | \$ 19,470 |
| ARRA Loan - French Hill | (2) | 20 | 07/01/32 | 2.86% | 455,093 | - | - | 455,093 | 13,034 | - | - | 13,034 | 2.86% | 2.864% | 2.864% | \$ 31,356 | \$ 22,835 | \$ - | \$ 54,191 | \$ - | \$ (0) | \$ 54,191 |
| ARRA Loan - Amory (S. Nashua Booster Station) | (2) | 20 | 12/01/31 | 2.86% | 101,151 | - | - | 101,151 | 2,897 | - | - | 2,897 | 2.86% | 2.864% | 2.864% | \$ 7,573 | \$ 5,056 | \$ - | \$ 12,629 | \$ - | \$ (0) | \$ 12,629 |
| ARRA Loan - Glen Ridge | (2) | 20 | 09/01/32 | 2.86% | 34,714 | - | - | 34,714 | 994 | - | - | 994 | 2.86% | 2.864% | 2.864% | \$ 2,328 | \$ 1,744 | \$ - | \$ 4,072 | \$ - | \$ (0) | \$ 4,072 |
| SRF Loan - Drew Woods | 20 | 06/01/32 | 2.95% | 458,408 | - | - | - | 458,408 | 13,532 | - | - | 13,532 | 2.95% | 2.952% | 2.952% | \$ 41,619 | \$ 14,201 | \$ - | \$ 55,820 | \$ - | \$ 0 | \$ 55,820 |
| SRF Loan - Nashua Core | 20 | 07/01/36 | 2.46% | 1,597,887 | - | - | - | 1,597,887 | 39,372 | - | - | 39,372 | 2.46% | 2.464% | 2.464% | \$ 98,565 | \$ 40,692 | \$ - | \$ 139,257 | \$ (0) | \$ 0 | \$ 139,257 |
| SRF Loan - Timberline Booster Station | 20 | 07/01/36 | 2.62% | 241,001 | - | - | - | 241,001 | 6,305 | - | - | 6,305 | 2.62% | 2.616% | 2.616% | \$ 14,695 | \$ 6,514 | \$ - | \$ 21,209 | \$ (0) | \$ 0 | \$ 21,209 |
| SRF Loan - Raw Water Transmission Main | 20 | 11/01/36 | 1.96% | 2,479,361 | - | - | - | 2,479,361 | 48,595 | - | - | 48,595 | 1.96% | 1.960% | 1.960% | \$ 139,030 | \$ 50,076 | \$ - | \$ 189,106 | \$ - | \$ 0 | \$ 189,106 |
| SRF Loan - Amherst Street - 2016 | 30 | 05/01/47 | 2.42% | 1,023,958 | - | - | - | 1,023,958 | 24,821 | - | - | 24,821 | 2.42% | 2.424% | 2.424% | \$ 22,845 | \$ 30,993 | \$ - | \$ 53,838 | \$ 0 | \$ (0) | \$ 53,838 |
| DWGTf 3.375M Loan | 30 | 04/01/51 | 2.70% | 3,074,652 | - | - | - | 3,074,652 | 83,139 | - | - | 83,139 | 2.70% | 2.704% | 2.704% | \$ 71,273 | \$ 84,187 | \$ - | \$ 155,460 | \$ 0 | \$ 0 | \$ 155,460 |
| DWGTf Merrimack Intake 5.5M | 30 | 10/01/50 | 3.38% | 5,261,913 | - | - | - | 5,261,913 | 177,853 | - | - | 177,853 | 3.38% | 3.380% | 3.380% | \$ 112,052 | \$ 179,915 | \$ - | \$ 291,966 | \$ 0 | \$ (1) | \$ 291,966 |
| | | | | | | | | | | | | | | | | 2,545,008 | 4,599,313 | - | 7,144,321 | 108,321 | 450,282 | 7,702,925 |
| | | | | | | | | | | | | | | | | 2,545,008 | 4,599,313 | | | | | |

(1) The annual interest expense is calculated based on the outstanding balance at year end multiplied by the stated interest rate. The calculated interest expense will differ from interest expense recorded in the test year due to loan repayments made during the year.

Additionally, SRF/ARRA interest rates are given a provisional interest rate of 1% until the final rate has been determined and this condition may create differences between calculated and booked interest rates.

(2) Principal payment shown is net of debt principal forgiveness

(3) Portion of Annual Principal and interest payments for debt associated with plant placed in service between 1/1/2022 and 12/31/2022 35 year bond with an actual total all in interest rate ##### Average Coupon rate as the all-in TIC (Total Interest Cost) for # \$ 5,930,000 Principal PMT (\$65,578) Interest PMT (\$296,839)

Pennichuck Water Works, Inc.
Weighted Average Cost of Long-Term Debt
Reconciliation Amortization Issue Cost vs. Annual Report
For the Twelve Months Ended December 31, 2022

| | | |
|---|----|-------------|
| Annual Report Sch F-25 | \$ | 9,181,987 |
| Amortization of Debt. Issuance Costs on Retired Debt. | \$ | (2,112,968) |
| Amortization of FALOC Issuance Costs | \$ | (47,078) |
| Issuance costs of 2018 DWGTF Debt not closed in 2018 | \$ | (3,158) |
| | | <hr/> |
| Adjusted Annual Report Sch F-25 | \$ | 7,018,783 |
| Schedule 5 - Unamortized Debt Issuance Costs | \$ | 324,804 |
| Difference | | 6,693,979 |

PENNICHUCK WATER WORKS INC
 UNAMORTIZED PREMIUM ON DEBT
 GL ACCOUNTS: 251001-2000-001 through 251008-2000-001
 YEAR ENDING 12/31/22

| G/L Account Number | Description | Bond Issuance Amount | Date of Issuance/ Escrow | Amount in Escrow | Bond Premium Amount | Amort Life (in yrs) | Monthly Amort Amt | Unamortized Balance as of 12/31/21 |
|-----------------------|---------------------|-------------------------|-----------------------------|---------------------|------------------------|------------------------|----------------------|--|
| 251001-2000 | Series 2014 A Bonds | 41,885,000.00 | 12/15/14 | 23,350,000.00 | 1,941,943.65 | 30 | 5,394.29 | 1,488,823.29 |
| 251002-2000 | Series 2015 A Bonds | 20,555,000.00 | 10/27/15 | 16,178,434.48 | 1,049,698.45 | 30 | 2,915.83 | 839,758.69 |
| 251003-2000 | Series 2015 B Bonds | 2,035,000.00 | 10/27/15 | | 273,010.00 | 15 | 1,516.72 | 163,806.16 |
| 251004-2000 | Series 2018 A Bonds | 4,460,000.00 | 4/1/18 | | 122,891.40 | 30 | 341.37 | 107,529.75 |
| 251005-2000 | Series 2019 A Bonds | 8,080,000.00 | 4/30/19 | | 325,990.35 | 30 | 905.53 | 296,107.86 |
| 251006-2000 | Series 2020 A Bonds | 7,000,000.00 | 4/30/20 | | 81,952.40 | 30 | 227.65 | 77,399.40 |
| 251007-2000 | Series 2021 A Bonds | 5,065,000.00 | 4/1/21 | | 704,634.20 | 30 | 1,957.32 | 687,018.32 |
| 251008-2000 | Series 2022 A Bonds | 6,695,000.00 | 4/1/22 | | 55,936.00 | 30 | 155.38 | - |

3,660,443.47

Pennichuck Water Works, Inc.
Cost of Short-Term Debt
For the Thirteen Months Ended December 31, 2022

Schedule 6

| | Dec-21 | Jan-22 | Feb-22 | Mar-22 | Apr-22 | May-22 | Jun-22 | Jul-22 | Aug-22 | Sep-22 | Oct-22 | Nov-22 | Dec-22 | 13 Month Average |
|----------------------------------|-------------------|-------------------|-------------------|-------------------|-------------------|-------------------|-------------------|-------------------|-------------------|-------------------|-------------------|-------------------|-------------------|---------------------|
| 233300 INTERCO PAY/REC: PWW/PCP | 20,136,047.47 | 20,136,047.47 | 22,135,443.03 | 16,897,883.96 | 16,291,040.89 | ##### | 15,320,461.11 | ##### | ##### | ##### | ##### | ##### | ##### | 17,038,388 |
| 233400 INTERCO PAY/REC: PWW/TSC | - | - | - | - | - | - | - | - | - | - | - | - | - | - |
| 233500 INTERCO PAY/REC: PWW/PWS | 1,997,414.39 | 1,997,414.39 | 2,239,235.54 | 2,420,147.02 | 2,606,216.36 | 2,775,651.89 | 2,933,654.13 | 3,095,927.98 | 3,146,025.05 | 3,464,004.05 | 3,593,860.25 | 3,695,499.70 | 3,786,906.19 | 2,903,997 |
| 233600 INTERCO PAY/REC: PWW/PAC | 234,475.53 | 234,475.53 | 374,001.36 | 382,640.70 | 402,589.04 | 417,961.83 | 434,608.46 | 458,587.19 | 492,233.16 | 506,638.82 | 519,937.84 | 530,055.67 | 545,345.78 | 425,658 |
| 233650 INTERCO LOAN PWW/PAC: RSF | 12,954.74 | 12,954.74 | 12,954.74 | 12,954.74 | 12,954.74 | 12,954.74 | 12,954.74 | - | - | - | - | - | - | 6,976 |
| 233700 INTERCO PAY/REC: PWW/PEU | 1,969,584.59 | 1,969,584.59 | 2,407,646.15 | 2,655,981.77 | 2,985,148.97 | 3,209,281.38 | 3,524,451.27 | 3,755,974.52 | 4,002,766.54 | 4,309,614.43 | 4,597,646.34 | 4,789,286.69 | 5,025,844.49 | 3,477,139 |
| Interco Net Receivable | 24,350,477 | 24,350,477 | 27,169,281 | 22,369,608 | 22,297,950 | 21,681,146 | 22,226,130 | 22,115,362 | 21,632,302 | 24,102,753 | 24,501,957 | 25,769,500 | 27,511,105 | 23,852,157 |

Pennichuck Water Works, Inc.
Construction Work in Progress (CWIP)
For the Thirteen Months Ended December 31, 2022

Schedule 6
Supplemental

| | | Dec-21 | Jan-22 | Feb-22 | Mar-22 | Apr-22 | May-22 | Jun-22 | Jul-22 | Aug-22 | Sep-22 | Oct-22 | Nov-22 | Dec-22 | 13 Month Average |
|-------------------|-------------------------------|----------------|----------------|----------------|----------------|----------------|----------------|----------------|------------------|------------------|------------------|------------------|------------------|------------------|-----------------------------|
| 105111 | CWIP: LABOR CLEARING | (10,026.23) | (10,026.23) | (10,026.23) | (9,853.40) | (10,026.29) | (10,026.30) | (10,026.30) | (10,026.31) | (10,026.38) | (7,834.78) | (10,026.45) | (10,026.51) | (9,089.73) | (9,772) |
| 105222 | CWIP: CONTRACTOR CLEARING | 98,888.07 | 98,888.07 | 173,580.35 | 199,838.72 | 238,515.60 | 367,978.57 | 586,793.14 | 1,144,154.00 | 923,601.86 | 1,075,275.14 | 1,642,455.79 | 1,734,126.67 | 1,491,317.74 | 751,955 |
| 105333 | CWIP: WTP EVAL & CAPITAL PLAN | 84.87 | 84.87 | 84.87 | 84.87 | 84.87 | 84.87 | 84.87 | 84.87 | 84.87 | 84.87 | 84.87 | 84.87 | 84.87 | 85 |
| 105444 | CWIP: OPERATIONS BUILDING | 93,161.76 | 93,161.76 | 141,968.30 | 192,153.22 | 163,790.17 | 205,438.59 | 217,730.10 | 264,452.73 | 274,444.76 | 290,813.70 | 298,748.56 | 350,092.21 | 396,317.20 | 229,405.62 |
| Total CWIP | | 182,108 | 182,108 | 305,607 | 382,223 | 392,364 | 563,476 | 794,582 | 1,398,665 | 1,188,105 | 1,358,339 | 1,931,263 | 2,074,277 | 1,878,630 | 971,673 |

Pennichuck Water Works, Inc. **Schedule 8**
Cost of Common Equity Capital
For the Twelve Months Ended December 31, 2022

Source: S&P

| <u>Date</u> | <u>Rate</u> |
|----------------------------------|------------------|
| 1/1/22 | 2.10 |
| 2/1/22 | 2.25 |
| 3/1/22 | 2.41 |
| 4/1/22 | 2.81 |
| 5/1/22 | 3.07 |
| 6/1/22 | 3.25 |
| 7/1/22 | 3.10 |
| 8/1/22 | 3.13 |
| 9/1/22 | 3.56 |
| 10/1/22 | 4.04 |
| 11/1/22 | 4.00 |
| 12/1/22 | 3.66 |
| | |
| 30 year Treasury Rate Average | 3.12 |
| | |
| Plus | 3.00 |
| Cost of Equity | 6.12% (1) |

Notes:

(1) DW 13-330 Order 25,693
The PUC recommended that future rate proceedings PWW's Return on Equity be equal to the average of the most recent 12-mo of 30 yr treasury bond interest rates plus 3.0%

Pennichuck Water Works, Inc.
Report of Proposed Rate Changes
For the Twelve Months Ended December 31, 2022

Pro Forma
Schedule 9
Bingo-Perm

UTILITY: Pennichuck Water Works, Inc.
TARIFF NO.: 6 or PAGE NOS. 43-45 and 47

| Rate or Class of Service | Estimated Annual Revenue w/o QCPAC Revenues | | | | Proposed Change | |
|--|---|-----------------------------|---|----------------------|--|--------------|
| | Effect of Proposed Change * | Average Number of Customers | Pro Forma Rates to TY Five Year Ave.(1) | Proposed Rates | \$\$ Amount increase over TY Current Rates 5 Yr. Ave. Pro Form | % |
| G-M Fixed Charges - 5/8" meter | Increase | 26,604 | \$8,524,606 | 9,179,462 | 654,857 | 7.68% |
| G-M Fixed Charges - All other meter sizes | Increase | 2,011 | \$2,344,838 | 2,524,968 | 180,130 | 7.68% |
| G-M Volumetric & Other Charges | Increase | - | \$18,303,728 | 19,709,812 | 1,406,085 | 7.68% |
| Private FP | Increase | 1,017 | \$ 2,307,828 | 2,485,115 | 177,286 | 7.68% |
| FP - Hydrants | Increase | 5 | \$ 4,437,737 | 4,778,642 | 340,905 | 7.68% |
| <u>Anheuser Busch Contract</u> | | | | - | | |
| Contract Charges | No Increase | | \$ 356,622 | 356,622 | \$ - | 0.00% |
| Volumetric and Meter Charges | Increase | 2 | \$ 519,095 | 558,972 | \$ 39,877 | 7.68% |
| <u>Milford Contract</u> | | | | - | | |
| Contract Charges | No Increase | | \$ 105,943 | 105,943 | \$ - | 0.00% |
| Volumetric and Meter Charges | Increase | 1 | \$ 153,335 | 165,114 | \$ 11,779 | 7.68% |
| <u>Hudson Contract</u> | | | | - | | |
| Contract Charges | No Increase | | \$ 457,441 | 457,441 | \$ - | 0.00% |
| Volumetric and Meter Charges | Increase | 1 | \$ 539,434 | 580,873 | \$ 41,439 | 7.68% |
| <u>Tyngsborough Contract</u> | | | | - | | |
| Volumetric and Meter Charges | Increase | 1 | \$ 372,877 | 401,522 | \$ 28,644 | 7.68% |
| <u>Merrimack Village District</u> | | | | - | | |
| Contract Charges | No Increase | | \$ 181,718 | 181,718 | \$ - | 0.00% |
| Volumetric and Meter Charges | Increase | 1 | \$ 127,804 | 137,622 | \$ 9,818 | 7.68% |
| <u>Pennichuck East Contract</u> | | | | - | | |
| Contract Charges | No Increase | | \$ 192,979 | 192,979 | \$ - | 0.00% |
| Volumetric and Meter Charges | Increase | 1 | \$ 196,503 | 211,598 | \$ 15,095 | 7.68% |
| TOTALS | | 29,644 | \$ 39,122,487 | \$ 42,028,402 | \$ 2,905,915 | 7.43% |

Signed by: _____
Donald L. Ware
Title: Chief Operating Officer

1. See Schedule 1604.06 Sch1C

TAB 13

Revised Tariff Pages

RSA 378:1 and 3

SERVICE AREA

The territory authorized to be served by this Company and to which this tariff applies is as follows:

Core Systems:

- A. City of Nashua, N.H. **(excluding system known as Farley Estates)**
- B. Limited area in Merrimack, N.H., bounded on the south by the Nashua-Merrimack line, on the east by the Merrimack River, on the north by the northerly property line of Anheuser-Busch, extended from the Merrimack River to the F. E. Everett Highway and on the west by the F. E. Everett Highway (See Commission Order #9679 in DE5551).
- C. Limited area in Hollis, N.H., bounded on the east by the City/Town line of Nashua and Hollis and on the west, north and south by the easterly shore of the Nashua River (See Commission Order #18,998 in DE 88-001).
- D. Town of Litchfield. See Commission Order # 11,120 in DE – 6533, Hudson Water Company-service to entire Town of Litchfield. See Commission Order # 22,792, in DE 96-227-transfer of non-Hudson franchise to PEU. See Commission Order # 25,988 in DW 17-003, modifying boundary with Manchester Water Works (this excludes the system known as Pine Creek in Litchfield.**

E.D. The entire Town of Amherst including the Souhegan Woods Area. See Commission Orders #20,670 and #20,764 in DR 92-177 and Commission Order #23,171 in DR 98-186.

F. R&B in Londonderry, NH**Non-Core Systems:**

- A.D.** Limited area in Bedford, N.H. consisting of the northwest quadrant (See Commission Order #20,913 in DE 92-185), area formerly served by the Bedford Water Company (See Commission Order #20,043 in DE 90-116), a large portion of the remaining unfranchised portion of the Town of Bedford (See Commission Order #22,054 in DR 95-361), limited area in Bedford, NH formerly served by Manchester Water Works (See Commission Order #25,300 in DW 11-198).
- B.F.** Limited areas in Derry, N.H. including Richardson Estates (See Commission Order #18,685 in DE 86-300), Hi and Lo Estates (See Commission Order #18,952 in DE 87-122), Drew Woods/Bliss Farms (See Commission Order #18,955 in DE 87-27), Hubbard Hill/Bellebrook Estates (See Commission Order #19,135 in DE 87-132), Birchfields/BBI et al. (See Commission Order #19,350 in DE 88-104), Glen Ridge Estates (See Commission Order #19,503 in DE 89-028), Flintlocke Forest (See Commission Order #19,556 in DE 89-088), Redfield Estates (See Commission Order #20,610 in DE 91-083), Maple Haven (See Commission Order #20,808 in DR 91-220), Harvest Estates (See Commission Order #25,297 in DW 11-191).

Issued: ~~March 14, 2022~~ **November 21, 2023**
Effective: ~~April 11, 2022~~ **January 1, 2025**

Issued By: Donald L. Ware
Title: Chief Operating Officer

Authorized by NHPUC Order No. ~~26,592~~ Docket No. DW 20-176, dated ~~March 11, 2022~~.

SERVICE AREA, cont.

- C.Ⓞ** Limited area in Plaistow, N.H. including Twin Ridge (See Commission Order #18,953 in DE 87-23) and Order #26,592 in DW 20-176), Sweet Hill (See Commission Order #23,100 in DR 97-218), Northland Condominiums, the Valleyfield Townhouse Apartments, the Northland Mall and the Beede franchise (See Commission Order #25,393 in DW12-109); and a limited area in Newton, NH known as Victory Fuel, Inc. (See Commission Order #23,752 in DW 01-001), **Rolling Hills.**
- D.H.** Limited areas in Milford, N.H. known as Great Brook Condominium (See Commission Order #20,610 in DE 91-026), Ashley Commons (See Commission Orders #19,885 and 20,202 in DE 89-239) and Badger Hill (See Commission Order #23,670 in DW 00-285).
- E.** **Town of Londonderry, except for the portion served by Manchester Water Works. See Commission Order # 18,760 in DE 86-230(with the exception of the system known as R&B).**
- F.** **Town of Windham, all areas not served by another water system. See Commission Order # 17,59 in DE 85-39.**
- G.** **Town of Pelham. See Commission Order # 19,487 in DE 88-162.**
- H.** **Town of Pittsfield, NH**
- I.** Limited area in Epping, N.H. known as Glen Woodlands (See Commission Order #20,808 in DR 91-068).
- J.** Limited area in Salem, N.H. known as Autumn Woods (See Commission Order #22,532 in DE 97-021).
- K.** Limited area in Newmarket, N.H. known as Great Bay Water Company, Inc. (See Commission Order #23,044 in DE 98-131).
- L.** **Farley Estates in Nashua, NH**
- M.** **The Company's satellite franchise areas as follows:**
- 1. Atkinson**
 - 2. Beaver Hollow, Sandown**
 - 3. Farmstead, Derry**
 - 4. Green Hills, Raymond**
 - 5. Liberty Tree, Raymond**
 - 6. Rolling Hills, Plaistow**
 - 7. Smythe Woods, Hooksett**
 - 8. Maple Hills, Derry**
 - 9. Oakwood (Derry and Windham)**

PENNICHUCK WATER WORKS, INC.

SERVICE AREA, cont.

10. White Rock Senior Living Community, Bow
11. Pines of Bow, Bow
12. Thurston Woods, Lee
13. Forest Ridge, Exeter
14. Stone Sled Farm, Bow
15. Bow Highlands, Bow
16. Clearwater Estates, Raymond
17. Shaker Heights, Chester
18. Daniels Lake, Weare
19. Wesco, Hooksett
20. Spruce Pond Estates, Windham
21. Birch Hill, Conway
22. Sunrise Estates, Middleton
23. Locke Lake Colony, Barnstead
24. Winnisquam Village Condominiums, Tilton
25. Northern Shore, Tilton

Issued: November 21, 2023
Effective: January 1, 2025

Issued by: Donald L. Ware
Title: Chief Operating Officer

RATE SCHEDULE
GENERAL SERVICE - METERED
SCHEDULE G-M

Availability:

The rate is available for metered water service in the franchised area subject to the terms and conditions of this tariff.

Character of Service:

Nashua Core System: Water is fully treated, filtered, and purified and is transmitted by gravity and pumps to the individual service pipes.

Community Water Systems: Water is ground water from a well site. Water quality meets or exceeds all federal and state standards for drinking water. Outdoor use of water may be restricted during dry summer periods.

Rate:

A minimum customer charge shall be made for each customer whom service is rendered under this tariff, based on the meter size shown below:

| Meter Size | Monthly Customer Charge |
|---|-------------------------------------|
| 5/8" | \$ 26.90 29.02 |
| 3/4" | 38.94 43.52 |
| 1" | 62.70 72.54 |
| 1" meter with private residential fire service ¹ | 39.26 32.70 |
| 1 1/2" | 122.24 145.08 |
| " | 200.10 232.13 |
| 3" | 366.95 464.26 |
| 4" | 605.23 725.40 |
| 6" | 1,200.93 1,450.80 |
| 8" | 1,915.95 2,321.29 |
| 10" | 2,749.94 |

1. This rate is grandfathered to single-family residential homes that have a single service with a single curb stop and a 1" meter to allow the passage of fire flows for a single-family residential sprinkler system. The rate for this class will be the tarified rate of a 5/8" meter and a private 1 1/2" fire service. This is grandfathered to homes that had this type of service prior to 12/31/2018.

Volumetric:

In addition to the standard customer charge, the monthly volumetric charge based on usage will be as follows:

Core Volumetric Charge: ~~\$4.39~~**5.272** per 100 cu. Ft.

Non Core Volumetric Charge: **\$6.326 per 100 cu. Ft.**

Terms of Payment:

Bills under this rate are net; will be rendered monthly, and are due and payable at the office of the Company on the due date as stated on the water bill.

Issued: ~~October 16, 2023~~**November 21, 2023**

Issued by: Donald L. Ware

Effective: ~~November 24, 2023~~**Janaury 1, 2025**

Title: Chief Operating Officer

RATE SCHEDULE
MUNICIPAL FIRE PROTECTION
SERVICE SCHEDULE FP-M

Availability: This rate is applicable to general fire protection.

Character of Service:

The Company will make every effort to maintain normal pressures at all times on the distribution system, but shall not be held liable for the failure of either the supply or distribution division of its system to adequately furnish its normal quantity of water when such failure is due to the elements, natural causes, breaks, leaks, unusual or concurrent droughts, or the waste or unlawful use of water.

Rate:

The charge shall be made up of two parts as follows:

1) Hydrant charge

For each hydrant connected to the distribution system

~~Current~~^{All Groups}
Rate
\$ ~~28.20~~ ^{35.09}
per month

2) Inch-Foot Charge

The number of "inch-foot" nits in the distribution system is to be obtained by multiplying the number of linear feet of pipe of each diameter (4" and larger) by the diameter in inches. The total number of "inch-foot" units in the distribution system will be determined as of January 1st each year, and will be the base for computing the "inch-foot" charge for the entire year with one-fourth to be billed each quarter or one-twelfth to be billed each month.

Charge for each "inch-foot" unit to be

~~Current~~^{Group 1}
Rate
\$ ~~0.19463~~ ²³²⁴⁷ per year

Terms of Payment:

Bills under this rate are net; will be rendered monthly, and are due and payable at the office of the Company on the due date as stated on the water bill.

Group 1 – City of Nashua, Town of Merrimack

Issued: ~~October 16, 2023~~ **November 21, 2023**

Issued by: Donald L. Ware

Effective: ~~November 24, 2023~~ **January 1, 2025**

Title: Chief Operating Officer

Authorized by NHPUC Order No. ~~26,862~~ in Docket No. DW ~~22-032~~ dated ~~July 27, 2023~~ and NHPUC Order No. ~~26,425~~ in Docket No. DW ~~19-084~~ dated ~~November 24, 2020~~.

RATE SCHEDULES
PRIVATE FIRE PROTECTION SERVICE
SCHEDULE FP-NM

Availability:

This rate is available for private fire protection and sprinkler service subject to the Private Fire Protection Regulations of paragraph 31 of this tariff.

Character of Service:

The Company will make every effort to maintain normal pressures at all times on the distribution system, but shall not be held liable for the failure of either the supply or distribution division of its system to adequately furnish its normal quantity of water when such failure is due to the elements, natural causes, breaks, leaks, unusual or concurrent droughts, or waste or unlawful use of water.

Rate:

The charge shall be determined by the size of the fire service tap to the property as follows:

| | <u>Monthly Customer Charge</u> |
|--------------------------|-----------------------------------|
| 1 1/2" connections | \$ 11.18 3.68 |
| 2" connections | 26.62 7.85 |
| 3" connections | 44.69 22.79 |
| 4" connections | \$ 106.53 48.57 |
| 6" connections | 178.75 141.08 |
| 8" or larger connections | 263.19 336.25 |

Terms of Payment:

Bills under this rate are net; will be rendered monthly and are due and payable at the office of the Company on the due date as stated on water bill.

Issued: ~~December 4, 2020~~**November 21, 2023**

Issued by: Donald L. Ware

Effective: ~~November 24, 2020~~**January 1, 2205**

Title: Chief Operating Officer

Authorized by NHPUC Order No. ~~26,425~~ in Docket No. DW ~~19-084~~, dated ~~November 24, 2020~~.

NHPUC NO. 6 WATER

First Original Revised Page 45A

PENNICHUCK WATER WORKS, INC.

Superseding Original Page 45A

GENERAL SERVICE – METERED
TOWN OF PITTSFIELD FIRE DEPARTMENT
SCHEDULE GM

Application:

This schedule is applicable to metered water service for the Fire Department in the Town of
Pittsfield, NH.

Character of Service:

Service shall consist of the production, treatment, and distribution of water for all residential,
commercial and industrial requirements of customers whose premises abut any public street, road or way in
which the Company has mains; provided, however, that such service shall only be rendered pursuant to the
Terms and Conditions prescribed in other sections of this Tariff and the Rules of the New Hampshire Public
Utilities Commission for Water Service.

Rates:

The Fire Department for the Town of Pittsfield shall be charged only for usage over 14 ccf of water per month.
There will be no charge for the monthly customer charge.

Volumetric Rate:

The volumetric charge based on usage over 14 ccf shall be:

Volumetric Charge: ~~\$6.83~~ **6.326** per 100 cu. ft.

Terms of Payments:

Bills under this rate are net; will be rendered monthly, and are due and payable at the office of
the Company on the due date as stated on water bill.

Issued: ~~March 25, 2022~~ **November 21, 2023**

Issued by: Donald L. Ware

Effective: ~~March 25, 2022~~ **January 1, 2205**

Title: Chief Operating Officer

Authorized by NHPUC Order No. ~~26,597~~ in Docket No. ~~DW-21-134~~, dated ~~March 25, 2022~~.

RATE SCHEDULE
GENERAL SERVICE – NON-METERED

Pennichuck Water Works, Inc. (PWW) will charge current unmetered customers a monthly rate as specified below based on the average single family residential usage as specified below until such time as meters are installed.

Commercial, Industrial, and Private Fire Protection customers will be charged an average rate as calculated for a similar customer in PWW.

PWW will make every effort to install meters in a timely manner and in no such case should these rates remain in force for more than a twelve month period.

| | <u>Current Rate</u> |
|-----------------------------------|--|
| 5/8 inch Meter Charge | \$ 26.90 29.02 |
| Volumetric Charge | \$ 4.39 5.272 |
| Average Single Family Residential | 7.76 61 CCF \$ 34.07 40.12 |
| Total Monthly Charge | \$ 60.97 69.14 |
| Annually | \$ 731.64 829.64 |

Terms of Payment:

Bills under this rate are net; will be rendered monthly, and are due and payable at the office of the Company on the due date stated on the water bill.

Issued: ~~October 16, 2023~~ **November 21, 2023**

Issued by: Donald L. Ware

Effective: ~~November 24, 2023~~ **January 1, 2205**

Title: Chief Operating Officer

Authorized by NHPUC Order No. 26,862 in Docket No. DW 22-032 dated July 27, 2023 and NHPUC Order No. 26,425 in Docket No. DW 19-084 dated November 24, 2020.

**PERMANENT
RATE SCHEDULE**

**MUNICIPAL FIRE PROTECTION SERVICE
SCHEDULE FIRE PROTECTION – METERED
LONDONDERRY**

Availability:

The rate is applicable to all municipal fire protection service rendered in the Company’s service areas for purposes of public safety, where such service is paid for from tax revenues by and of the Town.

Character of Service:

The Town shall notify the Company, in writing, of an appropriate vote by the governing body of the city, town, village or other political subdivision stating where hydrants are to be placed. Such notification must be received by the Company before the installation of any hydrant affected has begun. The Company will make every effort to maintain normal pressures at all times on the distribution system, but shall not be held liable for the failure of either the supply or distribution division of its system to adequately furnish its normal quantity of water when such failure is due to the elements, natural causes, breaks, leaks, unusual or concurrent droughts, or the waste or unlawful use of water. The installation and maintenance of fire hydrants, and the supplying of water through such hydrants, is for the sole use of authorized fire fighting personnel for the control and extinguishment of any fire, or for any other use authorized by the Company.

Rate:

The charge shall be made up of the following by town:

1. Monthly Hydrant Charge

For each fire hydrant installed, payable in advance, from the month of installation.

**Current
Rate
\$35.09**

2. Inch-Foot Charge

The number of “inch-foot” units in the distribution system is to be obtained by multiplying the number of linear feet of pipe of each diameter (6” and larger) by the diameter in inches. The total number of “inch-foot” units in the distribution system will be determined as of January 1st each year and will be the base for computing the “inch- foot” charge for the entire year with one-fourth to be billed each quarter or one-twelfth to be billed each month.

Charge for each “inch-foot” unit to be

**Current
Rate
\$0.12915per year**

Terms of Payment:

Bills under this rate are net; will be rendered monthly, and are due and payable at the office of the Company on the due date as stated on water bill.

Special Provisions:

All hydrants, lead valves, branches and other appurtenances shall be and remain the property of the Company.

Issued: ~~November 28, 2017~~ **November 21, 2023**

Issued by: Donald L. Ware

Effective: ~~November 7, 2017~~ **January 1, 2025**

Title: Chief Operating Officer

Authorized by NHPUC Order No. 26,070 in Docket No. DW 16-806, dated November 7, 2017.

RATE SCHEDULE

**MUNICIPAL FIRE PROTECTION SERVICE
SCHEDULE FIRE PROTECTION – METERED
DERRY**

Availability:

The rate is applicable to all municipal fire protection service rendered in the Company’s service areas for purposes of public safety, where such service is paid for from tax revenues by and of the Town.

Character of Service:

The Town shall notify the Company, in writing, of an appropriate vote by the governing body of the city, town, village or other political subdivision stating where hydrants are to be placed. Such notification must be received by the Company before the installation of any hydrant affected has begun. The Company will make every effort to maintain normal pressures at all times on the distribution system, but shall not be held liable for the failure of either the supply or distribution division of its system to adequately furnish its normal quantity of water when such failure is due to the elements, natural causes, breaks, leaks, unusual or concurrent droughts, or the waste or unlawful use of water. The installation and maintenance of fire hydrants, and the supplying of water through such hydrants, is for the sole use of authorized fire fighting personnel for the control and extinguishment of any fire, or for any other use authorized by the Company.

Rate:

The charge shall be made up of the following by town:

1. **Monthly Hydrant Charge**

For each fire hydrant installed, payable in advance, from the month of installation.

Current
Rate
\$35.09

2. **Inch-Foot Charge**

The number of “inch-foot” units in the distribution system is to be obtained by multiplying the number of linear feet of pipe of each diameter (6” and larger) by the diameter in inches. The total number of “inch-foot” units in the distribution system will be determined as of January 1st each year and will be the base for computing the “inch-foot” charge for the entire year with one-fourth to be billed each quarter or one-twelfth to be billed each month.

Charge for each “inch-foot” unit to be

Current
Rate
\$0.02583 per year

Terms of Payment:

Bills under this rate are net; will be rendered monthly, and are due and payable at the office of the Company on the due date as stated on water bill.

Special Provisions:

All hydrants, lead valves, branches and other appurtenances shall be and remain the property of the Company.

Issued: ~~November 28, 2017~~ **November 21, 2023**

Issued By: Donald L. Ware

Effective: ~~November 7, 2017~~ **January 1, 2025**

Title: Chief Operating Officer

Authorized by NHPUC Order No. ~~26-0780~~ in Docket No. ~~DW-16-806~~, dated ~~November 7, 2017~~.

RATE SCHEDULE

PUBLIC FIRE PROTECTION SERVICE

TOWN OF BOW, PINES OF BOW WATER SYSTEM

Availability:

The rate is applicable to all public fire protection service rendered in the Company's service areas for purposes of public safety, where such service is paid for by customers located in the respective town.

Character of Service:

The Company will make every effort to maintain normal pressures at all times on the distribution system, but shall not be held liable for the failure of either the supply or distribution division of its system to adequately furnish its normal quantity of water when such failure is due to the elements, natural causes, breaks, leaks, unusual or concurrent droughts, or the waste or unlawful use of water. The installation and maintenance of fire hydrants, and the supplying of water through such hydrants, is for the sole use of authorized fire fighting personnel for the control and extinguishment of any fire, or for any other use authorized by the Company.

Rate:

The charge shall be made up of the following by town:

1) Monthly Hydrant Charge

For each hydrant installed, there shall be a Customer Hydrant Charge as follows:

Current
Rate
\$8.93

Terms of Payment:

Bills under this rate are net, will be rendered monthly, and are due and payable at the office of the Company on the due date as stated on the water bill.

Special Provisions:

All hydrants, lead valves, branches and other appurtenances shall be and remain the property of the Company.

Issued: ~~November 28, 2017~~ **November 21, 2023**

Issued By: Donald L. Ware

Effective: ~~November 7, 2017~~ **January 1, 2025**

Title: Chief Operating Officer

Authorized by NHPUC Order No. ~~26,070~~ in Docket No. ~~DW-16-806~~ dated ~~November 7, 2017~~.

RATE SCHEDULE

PUBLIC FIRE PROTECTION SERVICE

TOWN OF RAYMOND, GREEN HILLS WATER SYSTEM

Availability:

The rate is applicable to all public fire protection service rendered in the Company's service areas for purposes of public safety, where such service is paid for by customers located in the respective town.

Character of Service:

The Company will make every effort to maintain normal pressures at all times on the distribution system, but shall not be held liable for the failure of either the supply or distribution division of its system to adequately furnish its normal quantity of water when such failure is due to the elements, natural causes, breaks, leaks, unusual or concurrent droughts, or the waste or unlawful use of water. The installation and maintenance of fire hydrants, and the supplying of water through such hydrants, is for the sole use of authorized fire fighting personnel for the control and extinguishment of any fire, or for any other use authorized by the Company.

Rate:

The charge shall be made up of the following by town:

1) **Monthly Hydrant Charge**

For each hydrant installed, there shall be a Customer Hydrant Charge as follows:

| |
|-------------|
| Current |
| <u>Rate</u> |
| 1.30 |

Terms of Payment:

Bills under this rate are net, will be rendered monthly, and are due and payable at the office of the Company on the due date as stated on the water bill.

Special Provisions:

All hydrants, lead valves, branches and other appurtenances shall be and remain the property of the Company.

Issued: ~~November 28, 2017~~ **November 21, 2023**

Issued By: Donald L. Ware

Effective: ~~November 7, 2017~~ **January 1, 2025**

Title: Chief Operating Officer

Authorized by NHPUC Order No. ~~26,070~~ in Docket No. ~~DW-16-806~~ dated ~~November 7, 2017~~.

PENNICHUCK WATER WORKS, INC.

RATE SCHEDULE

**PUBLIC FIRE PROTECTION SERVICE
TOWN OF WINDHAM CASTLE REACH, FLETCHERS CORNER, OAKWOOD,
W&E AND WHISPERING WINDS WATER SYSTEMS**

Availability:

The rate is applicable to all public fire protection service rendered in the Company's service areas for purposes of public safety, where such service is paid for by customers located in the respective town.

Character of Service:

The Company will make every effort to maintain normal pressures at all times on the distribution system, but shall not be held liable for the failure of either the supply or distribution division of its system to adequately furnish its normal quantity of water when such failure is due to the elements, natural causes, breaks, leaks, unusual or concurrent droughts, or the waste or unlawful use of water. The installation and maintenance of fire hydrants, and the supplying of water through such hydrants, is for the sole use of authorized fire fighting personnel for the control and extinguishment of any fire, or for any other use authorized by the Company.

Rate:

The charge shall be made up of the following by town:

1) Monthly Hydrant Charge

For each hydrant installed, there shall be a Customer Hydrant Charge as follows:

**Current
Rate
\$6.03**

Terms of Payment:

Bills under this rate are net, will be rendered monthly, and are due and payable at the office of the Company on the due date as stated on the water bill.

Special Provisions:

All hydrants, lead valves, branches and other appurtenances shall be and remain the property of the Company.

Issued: November 21, 2023

Issued By: Donald L. Ware

Effective: January 1, 2025

Title: Chief Operating Officer

PENNICHUCK WATER WORKS, INC.

RATE SCHEDULE

**MUNICIPAL FIRE PROTECTION SERVICE
SCHEDULE FIRE PROTECTION - UNMETERED
TOWN OF RAYMOND, GREEN HILLS WATER SYSTEM**

Availability:

The rate is applicable to all public fire protection service rendered in the Company's service areas for purposes of public safety, where such service is paid for by customers located in the respective town.

Character of Service:

The Company will make every effort to maintain normal pressures at all times on the distribution system, but shall not be held liable for the failure of either the supply or distribution division of its system to adequately furnish its normal quantity of water when such failure is due to the elements, natural causes, breaks, leaks, unusual or concurrent droughts, or the waste or unlawful use of water. The installation and maintenance of fire hydrants, and the supplying of water through such hydrants, is for the sole use of authorized fire fighting personnel for the control and extinguishment of any fire, or for any other use authorized by the Company.

Rate:

The charge shall be made up of the following by town:

Monthly Hydrant Charge

For each hydrant installed, payable in advance, from the month of installation

**Current
Rate
\$15.60**

Terms of Payment:

Bills under this rate are net, will be rendered monthly, and are due and payable at the office of the Company on the due date as stated on the water bill.

Special Provisions:

All hydrants, lead valves, branches and other appurtenances shall be and remain the property of the Company.

Issued: November 21, 2023

Issued By: Donald L. Ware

Effective: January 1, 2025

Title: Chief Operating Officer

PENNICHUCK WATER WORKS, INC.

RATE SCHEDULE

**PUBLIC FIRE PROTECTION SERVICE
EXETER**

Availability:

The rate is applicable to all public fire protection service rendered in the Company’s service areas for purposes of public safety, where such service is paid for by customers located in the respective town.

Character of Service:

The Company will make every effort to maintain normal pressures at all times on the distribution system, but shall not be held liable for the failure of either the supply or distribution division of its system to adequately furnish its normal quantity of water when such failure is due to the elements, natural causes, breaks, leaks, unusual or concurrent droughts, or the waste or unlawful use of water. The installation and maintenance of fire hydrants, and the supplying of water through such hydrants, is for the sole use of authorized fire fighting personnel for the control and extinguishment of any fire, or for any other use authorized by the Company.

Rate:

The charge shall be made up of the following by town:

Monthly Hydrant Charge

For each hydrant installed, there shall be a Customer Hydrant Charge as follows:

Current
Rate
\$4.12

Terms of Payment:

Bills under this rate are net, will be rendered monthly, and are due and payable at the office of the Company on the due date as stated on the water bill.

Special Provisions:

All hydrants, lead valves, branches and other appurtenances shall be and remain the property of the Company.

Issued: November 21, 2023

Issued By: Donald L. Ware

Effective: January 1, 2025

Title: Chief Operating Officer

PENNICHUCK WATER WORKS, INC.

RATE SCHEDULE

**PUBLIC FIRE PROTECTION SERVICE
LEE**

Availability:

The rate is applicable to all public fire protection service rendered in the Company's service areas for purposes of public safety, where such service is paid for by customers located in the respective town.

Character of Service:

The Company will make every effort to maintain normal pressures at all times on the distribution system, but shall not be held liable for the failure of either the supply or distribution division of its system to adequately furnish its normal quantity of water when such failure is due to the elements, natural causes, breaks, leaks, unusual or concurrent droughts, or the waste or unlawful use of water. The installation and maintenance of fire hydrants, and the supplying of water through such hydrants, is for the sole use of authorized fire fighting personnel for the control and extinguishment of any fire, or for any other use authorized by the Company.

Rate:

The charge shall be made up of the following by town:

Monthly Hydrant Charge

For each hydrant installed, there shall be a Customer Hydrant Charge as follows:

**Current
Rate
\$8.86**

Terms of Payment:

Bills under this rate are net, will be rendered monthly, and are due and payable at the office of the Company on the due date as stated on the water bill.

Special Provisions:

All hydrants, lead valves, branches and other appurtenances shall be and remain the property of the Company.

Issued: November 21, 2023

Issued By: Donald L. Ware

Effective: January 1, 2025

Title: Chief Operating Officer

PENNICHUCK WATER WORKS, INC.

RATE SCHEDULE

**PUBLIC FIRE PROTECTION SERVICE
BIRCH HILL**

Availability:

The rate is applicable to all public fire protection service rendered in the Company’s service areas for purposes of public safety, where such service is paid for by customers located in the respective town.

Character of Service:

The Company will make every effort to maintain normal pressures at all times on the distribution system, but shall not be held liable for the failure of either the supply or distribution division of its system to adequately furnish its normal quantity of water when such failure is due to the elements, natural causes, breaks, leaks, unusual or concurrent droughts, or the waste or unlawful use of water. The installation and maintenance of fire hydrants, and the supplying of water through such hydrants, is for the sole use of authorized fire fighting personnel for the control and extinguishment of any fire, or for any other use authorized by the Company.

Rate:

The charge shall be made up of the following by town:

Monthly Hydrant Charge

For each hydrant installed, there shall be a Customer Hydrant Charge as follows:

Current
Rate
\$1.74

Terms of Payment:

Bills under this rate are net, will be rendered monthly, and are due and payable at the office of the Company on the due date as stated on the water bill.

Special Provisions:

All hydrants, lead valves, branches and other appurtenances shall be and remain the property of the Company.

Issued: November 21, 2023

Issued By: Donald L. Ware

Effective: January 1, 2025

Title: Chief Operating Officer

PENNICHUCK WATER WORKS, INC.

RATE SCHEDULE

MUNICIPAL FIRE PROTECTION SERVICE
SCHEDULE FIRE PROTECTION – METERED
PELHAM

Availability:

This rate is applicable to all municipal fire protection service rendered in the Company’s service area for purposes of public safety, where such service is paid for from tax revenues by and of the Town.

Character of Service:

The Town shall notify the Company, in writing, of an appropriate vote by the governing body of the city, town, village or other political subdivision stating where hydrants are to be placed. Such notification must be received by the Company before the installation of any hydrant affected has begun. The Company will make every effort to maintain normal pressures at all times on the distribution system, but shall not be held liable for the failure of either the supply or distribution division of its system to adequately furnish its normal quantity of water when such failure is due to the elements, natural causes, breaks, leaks, unusual or concurrent droughts, or the waste or unlawful use of water. The installation and maintenance of fire hydrants, and the supplying of water through such hydrants, is for the sole use of authorized fire fighting personnel for the control and extinguishment of any fire, or for any other use authorized by the Company.

Rate:

The charge shall made up of the following by town:

1. Monthly Hydrant Charge

For each hydrant installed, payable in advance, from the month of installation.

Current

Rate

\$35.09

2. Inch-Foot Charge

The number of “inch-foot” units in the distribution system is to be obtained by multiplying the number of linear feet of pipe of each diameter (4” and larger) by the diameter in inches. The total number of “inch-foot” units in the distribution system will be determined as of January 1st each year, and will be the base for computing the “inch-foot” charge for the entire year with one-fourth to be billed each quarter or one-twelfth to be billed each month.

Charge for each “inch-foot” unit to be

Current

Rate

\$0.12915 per year

Terms of Payment:

Bills under this rate are net; will be rendered monthly, and are due and payable at the office of the Company on the due date as stated on water bill.

Special Provisions:

All hydrants, lead valves, branches and other appurtenances shall be and remain the property of the Company.

Issued: November 21, 2023

Issued By: Donald L. Ware

Effective: January 1, 2025

Title: Chief Operating Officer

PENNICHUCK WATER WORKS, INC.

RATE SCHEDULE

MUNICIPAL FIRE PROTECTION SERVICE
SCHEDULE FIRE PROTECTION – METERED
LITCHFIELD

Availability:

This rate is applicable to all municipal fire protection service rendered in the Company’s service area for the purpose of public safety, where such service is paid for from tax revenues by and of the Town.

Character of Service:

The Company will make every effort to maintain normal pressures at all times on the distribution system, but shall not be held liable for the failure of either the supply or distribution division of its system to adequately furnish its normal quantity or water when such failure is due to the elements, natural causes, breaks, leaks, unusual or concurrent droughts, or waste or unlawful use of water. The installation and maintenance of fire hydrants, and the supplying of water through such hydrants, is for the sole use of authorized fire fighting personnel for the control and extinguishment of any fire, or for any other use authorized by the Company.

Rate:

The charge shall be made up of the following by town:

1. Monthly Hydrant Charge

For each fire hydrant installed, payable in advance, from the month of installation.

Current
Rate
\$35.09

2. Inch-Foot Charge

The number of “inch-foot” units in the distribution system is to be obtained by multiplying the number of linear feet of pipe of each diameter (4” and larger) by the diameter in inches. The total number of “inch-foot” units in the distribution system will be determined as of January 1st each year and will be the base for computing the “inch-foot” charge for the entire year with one-fourth to be billed each month.

Charge for each “inch-foot” unit to be

Current
Rate
\$0.12915 per year

Terms of Payment:

Bills under this rate are net; will be rendered monthly, and are due and payable at the office of the Company on the due date as stated on water bill.

Special Provisions:

All hydrants, lead valves, branches and other appurtenances shall be and remain the property of the Company.

Issued: November 21, 2023

Issued By: Donald L. Ware

Effective: January 1, 2025

Title: Chief Operating Officer

PENNICHUCK WATER WORKS, INC.

**RATE SCHEDULE
PRIVATE FIRE PROTECTION SERVICE
SCHEDULE FP-NM**

Availability:

This schedule is applicable to all private fire protection service within a structure or on private property, to include sprinkler systems and privately owned non-municipal hydrants, rendered by the Company in any service area not served under any other private fire protection rate schedule of the Company.

Character of Service:

The Company will make every effort to maintain normal pressures at all times on the distribution system, but shall not be held liable for the failure of either the supply or distribution division of its system to adequately furnish its normal quantity of water when such failure is due to the elements, natural causes, breaks, leaks, unusual or concurrent droughts, or waste or unlawful use of water.

Rate:

The charge shall be determined by the size of the fire service tap to the property as follows:

| <u>Connection or Service</u> | <u>Current Rate</u> |
|------------------------------|---------------------|
| 1 1/2" | \$ 3.68 |
| 2" | 7.85 |
| 3" | 22.79 |
| 4" | 48.57 |
| 6" | 141.08 |
| 8" | 336.25 |
| 10" | 336.25 |
| 12" | 336.25 |

For each private hydrant, whether connected directly to the Company's mains, or to mains, or to the customer's private fire protection distribution system:

\$0.00

Terms of Payment:

Bills under this rate are net; will be rendered monthly and are due and payable at the office of the Company on the due date as stated on water bill.

Issued: November 21, 2023

Issued By: Donald L. Ware

Effective: January 1, 2025

Title: Chief Operating Officer

SERVICE AREA

The territory authorized to be served by this Company and to which this tariff applies is as follows:

Core Systems:

- A. City of Nashua, N.H. (excluding system known as Farley Estates)
- B. Limited area in Merrimack, N.H., bounded on the south by the Nashua-Merrimack line, on the east by the Merrimack River, on the north by the northerly property line of Anheuser-Busch, extended from the Merrimack River to the F. E. Everett Highway and on the west by the F. E. Everett Highway (See Commission Order #9679 in DE5551).
- C. Limited area in Hollis, N.H., bounded on the east by the City/Town line of Nashua and Hollis and on the west, north and south by the easterly shore of the Nashua River (See Commission Order #18,998 in DE 88-001).
- D. Town of Litchfield. See Commission Order # 11,120 in DE – 6533, Hudson Water Company-service to entire Town of Litchfield. See Commission Order # 22,792, in DE 96-227-transfer of non-Hudson franchise to PEU. See Commission Order # 25,988 in DW 17-003, modifying boundary with Manchester Water Works (this excludes the system known as Pine Creek in Litchfield).
- E. The entire Town of Amherst including the Souhegan Woods Area. See Commission Orders #20,670 and #20,764 in DR 92-177 and Commission Order #23,171 in DR 98-186.
- F. R&B in Londonderry, NH

Non-Core Systems:

- A. Limited area in Bedford, N.H. consisting of the northwest quadrant (See Commission Order #20,913 in DE 92-185), area formerly served by the Bedford Water Company (See Commission Order #20,043 in DE 90-116), a large portion of the remaining unfranchised portion of the Town of Bedford (See Commission Order #22,054 in DR 95-361), limited area in Bedford, NH formerly served by Manchester Water Works (See Commission Order #25,300 in DW 11-198).
- B. Limited areas in Derry, N.H. including Richardson Estates (See Commission Order #18,685 in DE 86-300), Hi and Lo Estates (See Commission Order #18,952 in DE 87-122), Drew Woods/Bliss Farms (See Commission Order #18,955 in DE 87-27), Hubbard Hill/Bellebrook Estates (See Commission Order #19,135 in DE 87-132), Birchfields/BBI et al. (See Commission Order #19,350 in DE 88-104), Glen Ridge Estates (See Commission Order #19,503 in DE 89-028), Flintlocke Forest (See Commission Order #19,556 in DE 89-088), Redfield Estates (See Commission Order #20,610 in DE 91-083), Maple Haven (See Commission Order #20,808 in DR 91-220), Harvest Estates (See Commission Order #25,297 in DW 11-191).

Issued: November 21, 2023
Effective: January 1, 2025

Issued By: Donald L. Ware
Title: Chief Operating Officer

Authorized by NHPUC Order No. _____ Docket No. DW _____, dated _____.

SERVICE AREA, cont.

- C. Limited area in Plaistow, N.H. including Twin Ridge (See Commission Order #18,953 in DE 87-23) and Order #26,592 in DW 20-176), Sweet Hill (See Commission Order #23,100 in DR 97-218), Northland Condominiums, the Valleyfield Townhouse Apartments, the Northland Mall and the Beede franchise (See Commission Order #25,393 in DW12-109); and a limited area in Newton, NH known as Victory Fuel, Inc. (See Commission Order #23,752 in DW 01-001), Rolling Hills.
- D. Limited areas in Milford, N.H. known as Great Brook Condominium (See Commission Order #20,610 in DE 91-026), Ashley Commons (See Commission Orders #19,885 and 20,202 in DE 89-239) and Badger Hill (See Commission Order #23,670 in DW 00-285).
- E. Town of Londonderry, except for the portion served by Manchester Water Works. See Commission Order # 18,760 in DE 86-230 (with the exception of the system known as R&B).
- F. Town of Windham, all areas not served by another water system. See Commission Order # 17,59 in DE 85-39.
- G. Town of Pelham. See Commission Order # 19,487 in DE 88-162.
- H. Town of Pittsfield, NH
- I. Limited area in Epping, N.H. known as Glen Woodlands (See Commission Order #20,808 in DR 91-068).
- J. Limited area in Salem, N.H. known as Autumn Woods (See Commission Order #22,532 in DE 97-021).
- K. Limited area in Newmarket, N.H. known as Great Bay Water Company, Inc. (See Commission Order #23,044 in DE 98-131).
- L. Farley Estates in Nashua, NH
- M. The Company's satellite franchise areas as follows:
 - 1. Atkinson
 - 2. Beaver Hollow, Sandown
 - 3. Farmstead, Derry
 - 4. Green Hills, Raymond
 - 5. Liberty Tree, Raymond
 - 6. Rolling Hills, Plaistow
 - 7. Smythe Woods, Hooksett
 - 8. Maple Hills, Derry
 - 9. Oakwood (Derry and Windham)

PENNICHUCK WATER WORKS, INC.

SERVICE AREA, cont.

10. White Rock Senior Living Community, Bow
11. Pines of Bow, Bow
12. Thurston Woods, Lee
13. Forest Ridge, Exeter
14. Stone Sled Farm, Bow
15. Bow Highlands, Bow
16. Clearwater Estates, Raymond
17. Shaker Heights, Chester
18. Daniels Lake, Weare
19. Wesco, Hooksett
20. Spruce Pond Estates, Windham
21. Birch Hill, Conway
22. Sunrise Estates, Middleton
23. Locke Lake Colony, Barnstead
24. Winnisquam Village Condominiums, Tilton
25. Northern Shore, Tilton

Issued: November 21, 2023
Effective: January 1, 2025

Issued by: Donald L. Ware
Title: Chief Operating Officer

RATE SCHEDULE
GENERAL SERVICE - METERED
SCHEDULE G-M

Availability:

The rate is available for metered water service in the franchised area subject to the terms and conditions of this tariff.

Character of Service:

Nashua Core System: Water is fully treated, filtered, and purified and is transmitted by gravity and pumps to the individual service pipes.

Community Water Systems: Water is ground water from a well site. Water quality meets or exceeds all federal and state standards for drinking water. Outdoor use of water may be restricted during dry summer periods.

Rate:

A minimum customer charge shall be made for each customer whom service is rendered under this tariff, based on the meter size shown below:

| Meter Size | Monthly Customer Charge |
|---|-------------------------|
| 5/8" | \$ 29.02 |
| 3/4" | 43.52 |
| 1" | 72.54 |
| 1" meter with private residential fire service ¹ | 32.70 |
| 1 1/2" | 145.08 |
| " | 232.13 |
| 3" | 5464.26 |
| 4" | 725.40 |
| 6" | 1,450.80 |
| 8" | 2,321.29 |

1. This rate is grandfathered to single-family residential homes that have a single service with a single curb stop and a 1" meter to allow the passage of fire flows for a single-family residential sprinkler system. The rate for this class will be the tarified rate of a 5/8" meter and a private 1 1/2" fire service. This is grandfathered to homes that had this type of service prior to 12/31/2018.

Volumetric:

In addition to the standard customer charge, the monthly volumetric charge based on usage will be as follows:

| | |
|-----------------------------|-------------------------|
| Core Volumetric Charge: | \$5.272 per 100 cu. Ft. |
| Non Core Volumetric Charge: | \$6.326 per 100 cu. Ft. |

Terms of Payment:

Bills under this rate are net; will be rendered monthly, and are due and payable at the office of the Company on the due date as stated on the water bill.

Issued: November 21, 2023

Issued by: Donald L. Ware

Effective: Janauary 1, 2025

Title: Chief Operating Officer

Authorized by NHPUC Order No. _____ in Docket No. _____ dated _____ and NHPUC Order No. in Docket No. DW dated _____.

RATE SCHEDULE
MUNICIPAL FIRE PROTECTION
SERVICE SCHEDULE FP-M

Availability: This rate is applicable to general fire protection.

Character of Service:

The Company will make every effort to maintain normal pressures at all times on the distribution system, but shall not be held liable for the failure of either the supply or distribution division of its system to adequately furnish its normal quantity of water when such failure is due to the elements, natural causes, breaks, leaks, unusual or concurrent droughts, or the waste or unlawful use of water.

Rate:

The charge shall be made up of two parts as follows:

1) Hydrant charge

For each hydrant connected to the distribution system

All Groups

Rate

\$ 35.09

per month

2) Inch-Foot Charge

The number of "inch-foot" nits in the distribution system is to be obtained by multiplying the number of linear feet of pipe of each diameter (4" and larger) by the diameter in inches. The total number of "inch-foot" units in the distribution system will be determined as of January 1st each year, and will be the base for computing the "inch-foot" charge for the entire year with one-fourth to be billed each quarter or one-twelfth to be billed each month.

Charge for each "inch-foot" unit to be

Group 1

Rate

\$ 0.23247 per year

Terms of Payment:

Bills under this rate are net; will be rendered monthly, and are due and payable at the office of the Company on the due date as stated on the water bill.

Group 1 – City of Nashua, Town of Merrimack

Issued: November 21, 2023

Issued by: Donald L. Ware

Effective: January 1, 2025

Title: Chief Operating Officer

Authorized by NHPUC Order No. _____ in Docket No. DW _____ dated _____ and NHPUC Order No. _____ in Docket No. DW _____ dated _____.

RATE SCHEDULES
PRIVATE FIRE PROTECTION SERVICE
SCHEDULE FP-NM

Availability:

This rate is available for private fire protection and sprinkler service subject to the Private Fire Protection Regulations of paragraph 31 of this tariff.

Character of Service:

The Company will make every effort to maintain normal pressures at all times on the distribution system, but shall not be held liable for the failure of either the supply or distribution division of its system to adequately furnish its normal quantity of water when such failure is due to the elements, natural causes, breaks, leaks, unusual or concurrent droughts, or waste or unlawful use of water.

Rate:

The charge shall be determined by the size of the fire service tap to the property as follows:

| | <u>Monthly Customer Charge</u> |
|--------------------------|--------------------------------|
| 1 1/2" connections | \$ 3.68 |
| 2" connections | 7.85 |
| 3" connections | 22.79 |
| 4" connections | \$ 48.57 |
| 6" connections | 141.08 |
| 8" or larger connections | 336.25 |

Terms of Payment:

Bills under this rate are net; will be rendered monthly and are due and payable at the office of the Company on the due date as stated on water bill.

Issued: November 21, 2023

Issued by Donald L. Ware

Effective: January 1, 2205

Title: Chief Operating Officer

Authorized by NHPUC Order No. _____ in Docket No. DW _____, dated _____.

GENERAL SERVICE – METERED
TOWN OF PITTSFIELD FIRE DEPARTMENT
SCHEDULE GM

Application:

This schedule is applicable to metered water service for the Fire Department in the Town of

Pittsfield, NH.

Character of Service:

Service shall consist of the production, treatment, and distribution of water for all residential,

commercial and industrial requirements of customers whose premises abut any public street, road or way in
which the Company has mains; provided, however, that such service shall only be rendered pursuant to the
Terms and Conditions prescribed in other sections of this Tariff and the Rules of the New Hampshire Public
Utilities Commission for Water Service.

Rates:

The Fire Department for the Town of Pittsfield shall be charged only for usage over 14 ccf of water per month.
There will be no charge for the monthly customer charge.

Volumetric Rate:

The volumetric charge based on usage over 14 ccf shall be:

Volumetric Charge: \$6.326 per 100 cu. ft.

Terms of Payments:

Bills under this rate are net; will be rendered monthly, and are due and payable at the office of
the Company on the due date as stated on water bill.

Issued: November 21, 2023

Issued by: Donald L. Ware

Effective: January 1, 2205

Title: Chief Operating Officer

Authorized by NHPUC Order No. _____ in Docket No. _____, dated _____.

RATE SCHEDULE
GENERAL SERVICE – NON-METERED

Pennichuck Water Works, Inc. (PWW) will charge current unmetered customers a monthly rate as specified below based on the average single family residential usage as specified below until such time as meters are installed.

Commercial, Industrial, and Private Fire Protection customers will be charged an average rate as calculated for a similar customer in PWW.

PWW will make every effort to install meters in a timely manner and in no such case should these rates remain in force for more than a twelve month period.

| | <u>Current Rate</u> |
|-----------------------------------|-----------------------------|
| 5/8 inch Meter Charge | \$ <u>29.02</u> |
| Volumetric Charge | \$ <u>5.272</u> |
| Average Single Family Residential | 7.61 CCF \$ <u>40.12</u> |
| Total Monthly Charge | \$69.14 |
| Annually | <u>\$829.64</u> |

Terms of Payment:

Bills under this rate are net; will be rendered monthly, and are due and payable at the office of the Company on the due date stated on the water bill.

Issued: November 21, 2023

Issued by: Donald L. Ware

Effective: January 1, 2205

Title: Chief Operating Officer

Authorized by NHPUC Order No. _____.

PERMANENT
RATE SCHEDULE

MUNICIPAL FIRE PROTECTION SERVICE
SCHEDULE FIRE PROTECTION – METERED
LONDONDERRY

Availability:

The rate is applicable to all municipal fire protection service rendered in the Company’s service areas for purposes of public safety, where such service is paid for from tax revenues by and of the Town.

Character of Service:

The Town shall notify the Company, in writing, of an appropriate vote by the governing body of the city, town, village or other political subdivision stating where hydrants are to be placed. Such notification must be received by the Company before the installation of any hydrant affected has begun. The Company will make every effort to maintain normal pressures at all times on the distribution system, but shall not be held liable for the failure of either the supply or distribution division of its system to adequately furnish its normal quantity of water when such failure is due to the elements, natural causes, breaks, leaks, unusual or concurrent droughts, or the waste or unlawful use of water. The installation and maintenance of fire hydrants, and the supplying of water through such hydrants, is for the sole use of authorized fire fighting personnel for the control and extinguishment of any fire, or for any other use authorized by the Company.

Rate:

The charge shall be made up of the following by town:

1. Monthly Hydrant Charge

For each fire hydrant installed, payable in advance, from the month of installation.

Current
Rate
\$35.09

2. Inch-Foot Charge

The number of “inch-foot” units in the distribution system is to be obtained by multiplying the number of linear feet of pipe of each diameter (6” and larger) by the diameter in inches. The total number of “inch-foot” units in the distribution system will be determined as of January 1st each year and will be the base for computing the “inch- foot” charge for the entire year with one-fourth to be billed each quarter or one-twelfth to be billed each month.

Charge for each “inch-foot” unit to be

Current
Rate
\$0.12915per year

Terms of Payment:

Bills under this rate are net; will be rendered monthly, and are due and payable at the office of the Company on the due date as stated on water bill.

Special Provisions:

All hydrants, lead valves, branches and other appurtenances shall be and remain the property of the Company.

Issued: November 21, 2023

Issued by: Donald L. Ware

Effective: January 1, 2205

Title: Chief Operating Officer

Authorized by NHPUC Order No. _____

RATE SCHEDULE

MUNICIPAL FIRE PROTECTION SERVICE
SCHEDULE FIRE PROTECTION – METERED
DERRY

Availability:

The rate is applicable to all municipal fire protection service rendered in the Company’s service areas for purposes of public safety, where such service is paid for from tax revenues by and of the Town.

Character of Service:

The Town shall notify the Company, in writing, of an appropriate vote by the governing body of the city, town, village or other political subdivision stating where hydrants are to be placed. Such notification must be received by the Company before the installation of any hydrant affected has begun. The Company will make every effort to maintain normal pressures at all times on the distribution system, but shall not be held liable for the failure of either the supply or distribution division of its system to adequately furnish its normal quantity of water when such failure is due to the elements, natural causes, breaks, leaks, unusual or concurrent droughts, or the waste or unlawful use of water. The installation and maintenance of fire hydrants, and the supplying of water through such hydrants, is for the sole use of authorized fire fighting personnel for the control and extinguishment of any fire, or for any other use authorized by the Company.

Rate:

The charge shall be made up of the following by town:

1. Monthly Hydrant Charge

For each fire hydrant installed, payable in advance, from the month of installation.

Current
Rate
\$35.09

2. Inch-Foot Charge

The number of “inch-foot” units in the distribution system is to be obtained by multiplying the number of linear feet of pipe of each diameter (6” and larger) by the diameter in inches. The total number of “inch-foot” units in the distribution system will be determined as of January 1st each year and will be the base for computing the “inch-foot” charge for the entire year with one-fourth to be billed each quarter or one-twelfth to be billed each month.

Charge for each “inch-foot” unit to be

Current
Rate
\$0.02583 per year

Terms of Payment:

Bills under this rate are net; will be rendered monthly, and are due and payable at the office of the Company on the due date as stated on water bill.

Special Provisions:

All hydrants, lead valves, branches and other appurtenances shall be and remain the property of the Company.

Issued: November 21, 2023

Issued By: Donald L. Ware

Effective: January 1, 2025

Title: Chief Operating Officer

Authorized by NHPUC Order No _____ in Docket No. _____, dated _____.

RATE SCHEDULE

PUBLIC FIRE PROTECTION SERVICE

TOWN OF BOW, PINES OF BOW WATER SYSTEM

Availability:

The rate is applicable to all public fire protection service rendered in the Company's service areas for purposes of public safety, where such service is paid for by customers located in the respective town.

Character of Service:

The Company will make every effort to maintain normal pressures at all times on the distribution system, but shall not be held liable for the failure of either the supply or distribution division of its system to adequately furnish its normal quantity of water when such failure is due to the elements, natural causes, breaks, leaks, unusual or concurrent droughts, or the waste or unlawful use of water. The installation and maintenance of fire hydrants, and the supplying of water through such hydrants, is for the sole use of authorized fire fighting personnel for the control and extinguishment of any fire, or for any other use authorized by the Company.

Rate:

The charge shall be made up of the following by town:

1) Monthly Hydrant Charge

For each hydrant installed, there shall be a Customer Hydrant Charge as follows:

Current
Rate
\$8.93

Terms of Payment:

Bills under this rate are net, will be rendered monthly, and are due and payable at the office of the Company on the due date as stated on the water bill.

Special Provisions:

All hydrants, lead valves, branches and other appurtenances shall be and remain the property of the Company.

Issued: November 21, 2023

I

Issued By: Donald L. Ware

Effective: January 1, 2025

Title: Chief Operating Officer

Authorized by NHPUC Order No. _____ in Docket No. _____ dated _____.

RATE SCHEDULE

PUBLIC FIRE PROTECTION SERVICE

TOWN OF RAYMOND, GREEN HILLS WATER SYSTEM

Availability:

The rate is applicable to all public fire protection service rendered in the Company's service areas for purposes of public safety, where such service is paid for by customers located in the respective town.

Character of Service:

The Company will make every effort to maintain normal pressures at all times on the distribution system, but shall not be held liable for the failure of either the supply or distribution division of its system to adequately furnish its normal quantity of water when such failure is due to the elements, natural causes, breaks, leaks, unusual or concurrent droughts, or the waste or unlawful use of water. The installation and maintenance of fire hydrants, and the supplying of water through such hydrants, is for the sole use of authorized fire fighting personnel for the control and extinguishment of any fire, or for any other use authorized by the Company.

Rate:

The charge shall be made up of the following by town:

- 1) Monthly Hydrant Charge
For each hydrant installed, there shall be a Customer Hydrant Charge as follows:

| |
|-------------|
| Current |
| <u>Rate</u> |
| 1.30 |

Terms of Payment:

Bills under this rate are net, will be rendered monthly, and are due and payable at the office of the Company on the due date as stated on the water bill.

Special Provisions:

All hydrants, lead valves, branches and other appurtenances shall be and remain the property of the Company.

Issued: November 21, 2023

Issued By: Donald L. Ware

Effective: January 1, 2025

Title: Chief Operating Officer

Authorized by NHPUC Order No. _____ in Docket No. _____ dated _____.

PENNICHUCK WATER WORKS, INC.

RATE SCHEDULE

PUBLIC FIRE PROTECTION SERVICE
TOWN OF WINDHAM CASTLE REACH, FLETCHERS CORNER, OAKWOOD,
W&E AND WHISPERING WINDS WATER SYSTEMS

Availability:

The rate is applicable to all public fire protection service rendered in the Company's service areas for purposes of public safety, where such service is paid for by customers located in the respective town.

Character of Service:

The Company will make every effort to maintain normal pressures at all times on the distribution system, but shall not be held liable for the failure of either the supply or distribution division of its system to adequately furnish its normal quantity of water when such failure is due to the elements, natural causes, breaks, leaks, unusual or concurrent droughts, or the waste or unlawful use of water. The installation and maintenance of fire hydrants, and the supplying of water through such hydrants, is for the sole use of authorized fire fighting personnel for the control and extinguishment of any fire, or for any other use authorized by the Company.

Rate:

The charge shall be made up of the following by town:

1) Monthly Hydrant Charge

For each hydrant installed, there shall be a Customer Hydrant Charge as follows:

Current
Rate
\$6.03

Terms of Payment:

Bills under this rate are net, will be rendered monthly, and are due and payable at the office of the Company on the due date as stated on the water bill.

Special Provisions:

All hydrants, lead valves, branches and other appurtenances shall be and remain the property of the Company.

Issued: November 21, 2023

Issued By: Donald L. Ware

Effective: January 1, 2025

Title: Chief Operating Officer

PENNICHUCK WATER WORKS, INC.

RATE SCHEDULE

MUNICIPAL FIRE PROTECTION SERVICE
SCHEDULE FIRE PROTECTION - UNMETERED
TOWN OF RAYMOND, GREEN HILLS WATER SYSTEM

Availability:

The rate is applicable to all public fire protection service rendered in the Company's service areas for purposes of public safety, where such service is paid for by customers located in the respective town.

Character of Service:

The Company will make every effort to maintain normal pressures at all times on the distribution system, but shall not be held liable for the failure of either the supply or distribution division of its system to adequately furnish its normal quantity of water when such failure is due to the elements, natural causes, breaks, leaks, unusual or concurrent droughts, or the waste or unlawful use of water. The installation and maintenance of fire hydrants, and the supplying of water through such hydrants, is for the sole use of authorized fire fighting personnel for the control and extinguishment of any fire, or for any other use authorized by the Company.

Rate:

The charge shall be made up of the following by town:

Monthly Hydrant Charge

For each hydrant installed, payable in advance, from the month of installation

Current
Rate
\$15.60

Terms of Payment:

Bills under this rate are net, will be rendered monthly, and are due and payable at the office of the Company on the due date as stated on the water bill.

Special Provisions:

All hydrants, lead valves, branches and other appurtenances shall be and remain the property of the Company.

Issued: November 21, 2023

Issued By: Donald L. Ware

Effective: January 1, 2025

Title: Chief Operating Officer

PENNICHUCK WATER WORKS, INC.

RATE SCHEDULE

PUBLIC FIRE PROTECTION SERVICE
EXETER

Availability:

The rate is applicable to all public fire protection service rendered in the Company's service areas for purposes of public safety, where such service is paid for by customers located in the respective town.

Character of Service:

The Company will make every effort to maintain normal pressures at all times on the distribution system, but shall not be held liable for the failure of either the supply or distribution division of its system to adequately furnish its normal quantity of water when such failure is due to the elements, natural causes, breaks, leaks, unusual or concurrent droughts, or the waste or unlawful use of water. The installation and maintenance of fire hydrants, and the supplying of water through such hydrants, is for the sole use of authorized fire fighting personnel for the control and extinguishment of any fire, or for any other use authorized by the Company.

Rate:

The charge shall be made up of the following by town:

Monthly Hydrant Charge

For each hydrant installed, there shall be a Customer Hydrant Charge as follows:

Current
Rate
\$4.12

Terms of Payment:

Bills under this rate are net, will be rendered monthly, and are due and payable at the office of the Company on the due date as stated on the water bill.

Special Provisions:

All hydrants, lead valves, branches and other appurtenances shall be and remain the property of the Company.

Issued: November 21, 2023

Issued By: Donald L. Ware

Effective: January 1, 2025

Title: Chief Operating Officer

PENNICHUCK WATER WORKS, INC.

RATE SCHEDULE

PUBLIC FIRE PROTECTION SERVICE
LEE

Availability:

The rate is applicable to all public fire protection service rendered in the Company's service areas for purposes of public safety, where such service is paid for by customers located in the respective town.

Character of Service:

The Company will make every effort to maintain normal pressures at all times on the distribution system, but shall not be held liable for the failure of either the supply or distribution division of its system to adequately furnish its normal quantity of water when such failure is due to the elements, natural causes, breaks, leaks, unusual or concurrent droughts, or the waste or unlawful use of water. The installation and maintenance of fire hydrants, and the supplying of water through such hydrants, is for the sole use of authorized fire fighting personnel for the control and extinguishment of any fire, or for any other use authorized by the Company.

Rate:

The charge shall be made up of the following by town:

Monthly Hydrant Charge

For each hydrant installed, there shall be a Customer Hydrant Charge as follows:

Current
Rate
\$8.86

Terms of Payment:

Bills under this rate are net, will be rendered monthly, and are due and payable at the office of the Company on the due date as stated on the water bill.

Special Provisions:

All hydrants, lead valves, branches and other appurtenances shall be and remain the property of the Company.

Issued: November 21, 2023

Issued By: Donald L. Ware

Effective: January 1, 2025

Title: Chief Operating Officer

PENNICHUCK WATER WORKS, INC.

RATE SCHEDULE

PUBLIC FIRE PROTECTION SERVICE
BIRCH HILL

Availability:

The rate is applicable to all public fire protection service rendered in the Company's service areas for purposes of public safety, where such service is paid for by customers located in the respective town.

Character of Service:

The Company will make every effort to maintain normal pressures at all times on the distribution system, but shall not be held liable for the failure of either the supply or distribution division of its system to adequately furnish its normal quantity of water when such failure is due to the elements, natural causes, breaks, leaks, unusual or concurrent droughts, or the waste or unlawful use of water. The installation and maintenance of fire hydrants, and the supplying of water through such hydrants, is for the sole use of authorized fire fighting personnel for the control and extinguishment of any fire, or for any other use authorized by the Company.

Rate:

The charge shall be made up of the following by town:

Monthly Hydrant Charge

For each hydrant installed, there shall be a Customer Hydrant Charge as follows:

Current
Rate
\$1.74

Terms of Payment:

Bills under this rate are net, will be rendered monthly, and are due and payable at the office of the Company on the due date as stated on the water bill.

Special Provisions:

All hydrants, lead valves, branches and other appurtenances shall be and remain the property of the Company.

Issued: November 21, 2023

Issued By: Donald L. Ware

Effective: January 1, 2025

Title: Chief Operating Officer

PENNICHUCK WATER WORKS, INC.

RATE SCHEDULE

MUNICIPAL FIRE PROTECTION SERVICE
SCHEDULE FIRE PROTECTION – METERED
PELHAM

Availability:

This rate is applicable to all municipal fire protection service rendered in the Company’s service area for purposes of public safety, where such service is paid for from tax revenues by and of the Town.

Character of Service:

The Town shall notify the Company, in writing, of an appropriate vote by the governing body of the city, town, village or other political subdivision stating where hydrants are to be placed. Such notification must be received by the Company before the installation of any hydrant affected has begun. The Company will make every effort to maintain normal pressures at all times on the distribution system, but shall not be held liable for the failure of either the supply or distribution division of its system to adequately furnish its normal quantity of water when such failure is due to the elements, natural causes, breaks, leaks, unusual or concurrent droughts, or the waste or unlawful use of water. The installation and maintenance of fire hydrants, and the supplying of water through such hydrants, is for the sole use of authorized fire fighting personnel for the control and extinguishment of any fire, or for any other use authorized by the Company.

Rate:

The charge shall made up of the following by town:

1. Monthly Hydrant Charge

For each hydrant installed, payable in advance, from the month of installation.

Current

Rate

\$35.09

2. Inch-Foot Charge

The number of “inch-foot” units in the distribution system is to be obtained by multiplying the number of linear feet of pipe of each diameter (4” and larger) by the diameter in inches. The total number of “inch-foot” units in the distribution system will be determined as of January 1st each year, and will be the base for computing the “inch-foot” charge for the entire year with one-fourth to be billed each quarter or one-twelfth to be billed each month.

Charge for each “inch-foot” unit to be

Current

Rate

\$0.12915 per year

Terms of Payment:

Bills under this rate are net; will be rendered monthly, and are due and payable at the office of the Company on the due date as stated on water bill.

Special Provisions:

All hydrants, lead valves, branches and other appurtenances shall be and remain the property of the Company.

Issued: November 21, 2023

Issued By: Donald L. Ware

Effective: January 1, 2025

Title: Chief Operating Officer

PENNICHUCK WATER WORKS, INC.

RATE SCHEDULE

MUNICIPAL FIRE PROTECTION SERVICE
SCHEDULE FIRE PROTECTION – METERED
LITCHFIELD

Availability:

This rate is applicable to all municipal fire protection service rendered in the Company’s service area for the purpose of public safety, where such service is paid for from tax revenues by and of the Town.

Character of Service:

The Company will make every effort to maintain normal pressures at all times on the distribution system, but shall not be held liable for the failure of either the supply or distribution division of its system to adequately furnish its normal quantity or water when such failure is due to the elements, natural causes, breaks, leaks, unusual or concurrent droughts, or waste or unlawful use of water. The installation and maintenance of fire hydrants, and the supplying of water through such hydrants, is for the sole use of authorized fire fighting personnel for the control and extinguishment of any fire, or for any other use authorized by the Company.

Rate:

The charge shall be made up of the following by town:

1. Monthly Hydrant Charge

For each fire hydrant installed, payable in advance, from the month of installation.

Current
Rate
\$35.09

2. Inch-Foot Charge

The number of “inch-foot” units in the distribution system is to be obtained by multiplying the number of linear feet of pipe of each diameter (4” and larger) by the diameter in inches. The total number of “inch-foot” units in the distribution system will be determined as of January 1st each year and will be the base for computing the “inch-foot” charge for the entire year with one-fourth to be billed each month.

Charge for each “inch-foot” unit to be

Current
Rate
\$0.12915 per year

Terms of Payment:

Bills under this rate are net; will be rendered monthly, and are due and payable at the office of the Company on the due date as stated on water bill.

Special Provisions:

All hydrants, lead valves, branches and other appurtenances shall be and remain the property of the Company.

Issued: November 21, 2023

Issued By: Donald L. Ware

Effective: January 1, 2025

Title: Chief Operating Officer

PENNICHUCK WATER WORKS, INC.

RATE SCHEDULE
PRIVATE FIRE PROTECTION SERVICE
SCHEDULE FP-NM

Availability:

This schedule is applicable to all private fire protection service within a structure or on private property, to include sprinkler systems and privately owned non-municipal hydrants, rendered by the Company in any service area not served under any other private fire protection rate schedule of the Company.

Character of Service:

The Company will make every effort to maintain normal pressures at all times on the distribution system, but shall not be held liable for the failure of either the supply or distribution division of its system to adequately furnish its normal quantity of water when such failure is due to the elements, natural causes, breaks, leaks, unusual or concurrent droughts, or waste or unlawful use of water.

Rate:

The charge shall be determined by the size of the fire service tap to the property as follows:

| <u>Connection or Service</u> | <u>Current Rate</u> |
|------------------------------|---------------------|
| 1 1/2" | \$ 3.68 |
| 2" | 7.85 |
| 3" | 22.79 |
| 4" | 48.57 |
| 6" | 141.08 |
| 8" | 336.25 |
| 10" | 336.25 |
| 12" | 336.25 |

For each private hydrant, whether connected directly to the Company's mains, or to mains, or to the customer's private fire protection distribution system:

\$0.00

Terms of Payment:

Bills under this rate are net; will be rendered monthly and are due and payable at the office of the Company on the due date as stated on water bill.

Issued: November 21, 2023

Issued By: Donald L. Ware

Effective: January 1, 2025

Title: Chief Operating Officer

Summary (Index) of Full Rate Case Schedules per Puc 1604.01(a)

| TAB | Document | Authority | |
|------------|--|--------------------|------------------------|
| 15 | Internal Financial Reports | Puc 1604.01(a)(1) | |
| 16 | Annual Reports to Stockholders | Puc 1604.01(a)(2) | Data Not Exist |
| 17 | Federal Income Tax Reconciliation | Puc 1604.01(a)(3) | |
| 18 | Detailed Tax Factor Computation | Puc 1604.01(a)(4) | |
| 19 | Detailed Charitable Contribution | Puc 1604.01(a)(5) | Data Not Exist |
| 20 | List of Advertising | Puc 1604.01(a)(6) | Data Not Exist |
| 21 | Most Recent Cost of Service Study | Puc 1604.01(a)(7) | |
| 22 | Most Recent Construction Budget | Puc 1604.01(a)(8) | |
| 23 | Chart of Accounts if Different than NHPUC | Puc 1604.01(a)(9) | Data Not Exist |
| 24 | Securities and Exchange Commission 10K and 10Q | Puc 1604.01(a)(10) | Data Not Exist |
| 25 | Membership Fees, Dues and Lobbying Expenses | Puc 1604.01(a)(11) | |
| 26 | Depreciation Study | Puc 1604.01(a)(12) | Data Not Exist |
| 27 | Management and Financial Audits | Puc 1604.01(a)(13) | |
| 28 | Officer and Director Compensation (confidential and redacted) | Puc 1604.01(a)(14) | |
| 29 | Officer and Executive Incentive Plans | Puc 1604.01(a)(15) | Data Not Exist |
| 30 | List of Amount of Voting Stock | Puc 1604.01(a)(16) | Data Not Exist |
| 31 | Payments for Contractual Services in Excess of \$50,000 | Puc 1604.01(a)(17) | |
| 32 | Amount of Assets and Costs Allocated to Non-Utility Operations | Puc 1604.01(a)(18) | |
| 33 | Balance Sheets and Income Statements for Previous Two Years | Puc 1604.01(a)(19) | |
| 34 | Quarterly Income Statements for Previous Two Years | Puc 1604.01(a)(20) | |
| 35 | Quarterly Sales Volumes | Puc 1604.01(a)(21) | |
| 36 | Projected Need for External Capital | Puc 1604.01(a)(22) | |
| 37 | Capital Budget - Sources and Uses | Puc 1604.01(a)(23) | |
| 38 | Outstanding Short-Term Debt on Monthly Basis for Each Indebtedness | Puc 1604.01(a)(24) | See Tab 12, Schedule 6 |
| 39 | Certificate of Details of Management Fee Information | Puc 1604.01(a)(25) | |

TAB 15

PAC

Internal Financial Reports

Puc 1604.01(a)(1)

This information was previously provided to the Commission but is attached hereto for completeness

PITTSFIELD AQUEDUCT
Profit and Loss Statement
January - December 2022

| | Jan-22 | Feb-22 | Mar-22 | Apr-22 | May-22 | Jun-22 | Jul-22 | Aug-22 | Sep-22 | Oct-22 | Nov-22 | Dec-22 | Total 2022 |
|--------------------------------|------------|------------|------------|------------|------------|------------|------------|------------|------------|------------|------------|-------------|-------------|
| WATER SALES | 60,751.51 | 57,811.21 | 85,708.48 | 56,003.08 | 60,238.52 | 52,453.84 | 61,353.00 | 57,928.99 | 58,720.37 | 60,449.24 | 48,624.96 | 59,516.32 | 719,559.52 |
| CBFRR REVENUES | 12,213.25 | 12,213.25 | 12,213.25 | 12,213.25 | 12,213.25 | 12,213.25 | 12,295.00 | 12,295.00 | 12,295.00 | 12,295.00 | 12,295.00 | 12,295.00 | 147,049.50 |
| MISC OPERATING REVENUE | 130.00 | 142.00 | 150.00 | 286.00 | 75.00 | 319.00 | 279.00 | 130.00 | 141.00 | 236.51 | 322.00 | 147.00 | 2,357.51 |
| OTHER REVENUE: SOLAR REBATE | - | - | - | - | - | - | - | - | - | - | - | 170.00 | 170.00 |
| TOTAL REVENUES | 73,094.76 | 70,166.46 | 98,071.73 | 68,502.33 | 72,526.77 | 64,986.09 | 73,927.00 | 70,353.99 | 71,156.37 | 72,980.75 | 61,241.96 | 72,128.32 | 869,136.53 |
| PRODUCTION EXPENSES | 12,613.53 | 7,724.49 | 11,969.63 | 13,467.43 | 10,099.62 | 15,480.28 | 14,991.06 | 16,388.06 | 9,365.12 | 14,365.10 | 8,477.09 | 25,132.38 | 160,073.79 |
| TRANSMISSION AND DISTRIB EXP | 9,696.64 | 1,978.53 | 8,050.26 | 7,053.97 | 7,485.11 | 12,010.46 | 20,555.35 | 5,659.44 | 2,124.84 | 1,178.87 | 2,516.11 | 26,298.33 | 104,607.91 |
| CUSTOMER ACCT & COLLECTION EXP | 847.74 | 991.80 | 892.30 | 762.84 | 1,718.28 | 1,009.68 | 1,089.09 | 1,115.94 | 1,233.02 | 756.58 | 619.78 | 1,912.89 | 12,949.94 |
| ADMINISTRATIVE & GENERAL EXP | 1,669.06 | 2,129.32 | 1,945.83 | 2,331.70 | 1,008.34 | 1,894.43 | 2,961.80 | 2,067.41 | 1,904.50 | 2,010.71 | 3,403.28 | 3,178.74 | 26,505.12 |
| INTERCO MGMT FEE: PWW | 19,932.00 | 15,082.00 | 18,668.00 | 17,158.00 | 17,135.00 | 17,251.00 | 19,515.00 | 16,215.00 | 15,797.00 | 13,493.00 | 15,775.00 | 16,014.00 | 202,035.00 |
| INTERCOMPANY MGMT FEE: PCP | 410.00 | 494.00 | 495.00 | 542.00 | 416.00 | 339.00 | 349.00 | 487.00 | 510.00 | 426.00 | 418.00 | (203.00) | 4,683.00 |
| TOTAL OPERATING EXPENSES | 45,168.97 | 28,400.14 | 42,021.02 | 41,315.94 | 37,862.35 | 47,984.85 | 59,461.30 | 41,932.85 | 30,934.48 | 32,230.26 | 31,209.26 | 72,333.34 | 510,854.76 |
| DEPRECIATION EXPENSE: PAC | 8,216.85 | 8,218.16 | 8,188.87 | 8,183.89 | 8,183.94 | 8,184.71 | 8,166.79 | 8,216.97 | 8,103.37 | 8,175.00 | 8,108.45 | 8,134.21 | 98,081.21 |
| AMORTIZATION EXPENSE: CIAC | (1,915.46) | (1,915.38) | (1,915.46) | (1,915.38) | (1,915.37) | (1,915.51) | (1,915.82) | (1,915.44) | (1,915.99) | (1,915.38) | (1,915.37) | (1,916.00) | (22,986.56) |
| AMORT: ACQUISITION PREMIUM | 3,031.86 | 3,123.72 | 3,123.73 | 3,123.73 | 3,123.73 | 3,123.73 | 3,123.72 | 3,123.73 | 3,123.73 | 3,123.73 | 3,123.73 | 3,123.73 | 37,392.87 |
| AMORT EXP - DEFERRED CHARGES | 183.40 | 183.40 | 183.40 | 183.40 | 183.40 | 183.41 | 183.40 | 183.41 | 183.40 | 183.40 | 183.41 | 183.41 | 2,200.84 |
| GAIN FROM FORGIVENESS SRF DEBT | (119.19) | (119.19) | (119.19) | (119.19) | (119.19) | (119.19) | (119.19) | (119.19) | (119.19) | (119.19) | (119.19) | (119.19) | (1,430.28) |
| NH BET TAX | - | - | - | - | - | - | - | - | - | - | - | - | 1,391.00 |
| LOCAL PROPERTY TAXES | 10,676.23 | 10,548.67 | 10,548.67 | 10,548.66 | 11,121.00 | 10,834.83 | 10,834.84 | 10,834.84 | 10,834.84 | 10,834.82 | 3,515.83 | 7,175.33 | 118,308.56 |
| INCOME TAXES | 2,050.26 | 5,845.16 | 9,718.98 | 1,893.17 | 3,724.64 | (1,056.45) | (1,734.03) | 1,917.30 | 5,152.50 | 5,295.34 | 4,353.71 | (4,599.58) | 32,561.00 |
| TOTAL OPERATING DEDUCTIONS | 67,292.92 | 54,284.68 | 71,750.02 | 63,214.22 | 62,164.50 | 67,220.38 | 78,001.01 | 64,174.47 | 56,297.14 | 57,807.98 | 48,459.83 | 85,706.25 | 776,373.40 |
| NET OPERATING INCOME | 5,801.84 | 15,881.78 | 26,321.71 | 5,288.11 | 10,362.27 | (2,234.29) | (4,074.01) | 6,179.52 | 14,859.23 | 15,172.77 | 12,782.13 | (13,577.93) | 92,763.13 |
| MISC NON-UTILITY INCOME | - | - | - | - | - | - | - | - | - | - | - | - | - |
| OTHER INCOME (EXPENSE) | - | - | - | - | - | - | - | - | - | - | - | - | - |
| TOTAL AFUDC | - | - | - | - | - | - | - | - | - | - | - | - | - |
| INTEREST EXPENSE | (255.40) | (254.84) | (254.27) | (253.70) | (253.13) | (252.56) | (251.98) | (251.41) | (250.83) | (250.25) | (249.67) | (249.09) | (3,027.13) |
| AMORTIZATION OF DEBT EXPENSE | (62.33) | (62.33) | (62.33) | (62.33) | (62.33) | (62.33) | (62.33) | (62.33) | (62.33) | (62.33) | (62.33) | (62.33) | (747.96) |
| INTERCOMPANY INTEREST | (2,973.79) | (2,973.26) | (2,961.92) | (2,998.72) | (3,142.49) | (3,418.89) | (3,404.02) | (3,827.46) | (3,797.45) | (3,726.98) | (3,872.16) | (3,921.54) | (41,018.68) |
| TOTAL INTEREST EXPENSE, NET | (3,291.52) | (3,290.43) | (3,278.52) | (3,314.75) | (3,457.95) | (3,733.78) | (3,718.33) | (4,141.20) | (4,110.61) | (4,039.56) | (4,184.16) | (4,232.96) | (41,766.64) |
| NET INCOME (OR LOSS) | 2,510.32 | 12,591.35 | 23,043.19 | 1,973.36 | 6,904.32 | (5,968.07) | (7,792.34) | 2,038.32 | 10,748.62 | 11,133.21 | 8,597.97 | (17,810.89) | 47,969.36 |

TAB 15

PEU

Internal Financial Reports

Puc 1604.01(a)(1)

This information was previously provided to the Commission but is attached hereto for completeness

PENNICHUCK EAST UTILITIES
Profit and Loss Statement
January - December 2021

| | Jan-21 | Feb-21 | Mar-21 | Apr-21 | May-21 | Jun-21 | Jul-21 | Aug-21 | Sep-21 | Oct-21 | Nov-21 | Dec-21 | Total 2021 |
|--------------------------------|-------------|--------------|-------------|-------------|-------------|--------------|-------------|-------------|-------------|-------------|-------------|-------------|--------------|
| WATER SALES | 602,791.19 | 583,024.77 | 623,219.66 | 595,793.01 | 784,461.35 | 1,012,066.76 | 837,467.46 | 805,355.45 | 842,853.07 | 793,451.04 | 693,866.76 | 693,158.00 | 8,867,508.52 |
| CBFRR REVENUES | 77,192.43 | 77,192.43 | 77,192.43 | 77,192.43 | 77,192.43 | 77,192.43 | 77,192.43 | 77,192.43 | 77,192.43 | 77,192.43 | 77,192.43 | 77,192.43 | 926,309.16 |
| MISC OPERATING REVENUE | 1,650.00 | 909.00 | 1,186.00 | 1,587.00 | 3,186.00 | 2,434.00 | 3,155.00 | 1,791.00 | 2,473.00 | 2,113.00 | 2,096.00 | 1,872.00 | 24,452.00 |
| TOTAL REVENUES | 681,633.62 | 661,126.20 | 701,598.09 | 674,572.44 | 864,839.78 | 1,091,693.19 | 917,814.89 | 884,338.88 | 922,518.50 | 872,756.47 | 773,155.19 | 772,222.43 | 9,818,269.68 |
| PRODUCTION EXPENSES | 205,763.47 | 194,437.42 | 194,021.22 | 190,648.16 | 210,383.25 | 251,957.87 | 246,015.76 | 220,064.57 | 221,854.19 | 232,559.40 | 189,365.37 | 200,377.98 | 2,557,448.66 |
| TRANSMISSION AND DISTRIB EXP | 28,671.10 | 53,258.07 | 66,011.19 | 115,003.28 | 87,200.81 | 91,361.87 | 72,027.20 | 99,198.08 | 72,248.57 | 76,323.19 | 53,070.90 | 45,121.38 | 859,495.64 |
| CUSTOMER ACCT & COLLECTION EXP | 12,958.12 | 12,428.81 | 8,183.55 | 20,926.38 | 20,995.79 | 22,025.05 | 20,922.71 | 13,308.40 | 21,070.04 | 14,386.33 | 15,680.12 | 15,330.54 | 198,215.84 |
| ADMINISTRATIVE & GENERAL EXP | 17,602.55 | 19,996.04 | 2,267.80 | 16,896.30 | 14,789.70 | 15,155.60 | 14,830.85 | 15,199.60 | 15,935.24 | 17,805.56 | 21,549.52 | 15,175.14 | 187,203.90 |
| INTERCO MGMT FEE: PWW | 217,912.00 | 210,917.00 | 221,400.00 | 234,600.00 | 207,799.00 | 236,108.00 | 206,325.00 | 205,414.00 | 217,220.00 | 232,524.00 | 235,007.00 | 163,743.00 | 2,588,969.00 |
| INTERCOMPANY MGMT FEE: PCP | 4,738.00 | 4,818.00 | 6,547.00 | 6,292.00 | 5,092.00 | 6,191.00 | 5,344.00 | 4,871.00 | 2,313.00 | 5,408.00 | 5,382.00 | 3,738.00 | 60,734.00 |
| TOTAL OPERATING EXPENSES | 487,645.24 | 495,855.34 | 498,430.76 | 584,366.12 | 546,260.55 | 622,799.39 | 565,465.52 | 558,055.65 | 550,641.04 | 579,006.48 | 520,054.91 | 443,486.04 | 6,452,067.04 |
| DEP EXP/ACQ ADJ EXPENSE | 122,963.63 | 123,723.81 | 124,414.49 | 123,554.29 | 123,652.22 | 123,955.50 | 123,498.72 | 123,532.25 | 123,379.71 | 123,734.18 | 123,902.83 | 132,428.78 | 1,492,740.41 |
| AMORTIZATION EXPENSE: CIAC | (42,385.69) | (42,549.95) | (42,182.80) | (42,347.22) | (42,359.82) | (42,410.01) | (42,417.78) | (42,439.70) | (42,452.16) | (42,465.25) | (42,483.90) | (45,238.93) | (511,733.21) |
| AMORT: ACQUISITION PREMIUM | 18,307.82 | 18,828.74 | 18,828.74 | 18,828.75 | 18,828.74 | 18,828.83 | 18,828.74 | 18,828.75 | 18,828.74 | 18,828.74 | 18,828.74 | 18,828.74 | 225,424.17 |
| AMORT EXP - DEFERRED CHARGES | 4,960.17 | 4,960.19 | 4,960.23 | 4,960.18 | 4,960.15 | 4,960.24 | 4,960.20 | 4,960.18 | 4,960.24 | 4,960.17 | 4,960.16 | 5,418.23 | 59,980.34 |
| LOCAL PROPERTY TAXES | 81,519.64 | 81,511.32 | 81,484.32 | 93,449.97 | 93,449.97 | 113,922.90 | 78,116.95 | 110,568.95 | 94,342.94 | 94,342.95 | 118,387.17 | 94,903.66 | 1,136,000.74 |
| NH BET TAX | - | - | - | - | - | - | - | - | - | - | - | 4,382.00 | 4,382.00 |
| GAIN FROM FORGIVENESS SRF DEBT | (2,059.04) | (2,059.04) | (2,059.04) | (2,059.04) | (2,059.04) | (2,059.04) | (2,059.04) | (2,059.04) | (2,059.04) | (2,059.04) | (3,954.00) | (3,954.00) | (28,498.40) |
| INCOME TAXES | 2,471.50 | 46,143.63 | (6,592.47) | (16,340.27) | 19,116.40 | 64,626.27 | 33,660.23 | 20,120.35 | 34,192.25 | 13,843.21 | (4,697.77) | (21,641.33) | 184,902.00 |
| TOTAL OPERATING DEDUCTIONS | 673,423.27 | 726,414.04 | 677,284.23 | 764,412.78 | 761,849.17 | 904,624.08 | 780,053.54 | 791,567.39 | 781,833.72 | 790,191.44 | 734,998.24 | 628,613.19 | 9,015,265.09 |
| NET OPERATING INCOME | 8,210.35 | (65,287.84) | 24,313.86 | (89,840.34) | 102,990.61 | 187,069.11 | 137,761.35 | 92,771.49 | 140,684.78 | 82,565.03 | 38,156.95 | 143,609.24 | 803,004.59 |
| MISC NON-UTILITY INCOME | - | - | - | - | - | - | - | - | - | - | - | - | - |
| OTHER INCOME (EXPENSE) | - | - | - | - | - | - | - | - | - | - | - | - | - |
| AFUDC-INTEREST(DEBT) COMPONENT | - | - | - | - | - | - | - | - | - | - | - | - | - |
| AFUDC - EQUITY COMPONENT | - | - | - | - | - | - | - | - | - | - | - | - | - |
| TOTAL AFUDC | - | - | - | - | - | - | - | - | - | - | - | - | - |
| INTEREST EXPENSE | - | - | - | - | - | - | - | - | - | - | - | - | - |
| INTEREST EXP: BONDS & NOTES | (60,217.58) | (58,832.38) | (57,442.99) | 34,291.32 | (61,935.87) | (59,843.24) | (59,287.92) | (58,892.59) | (59,565.67) | (58,635.11) | (62,667.07) | (61,743.47) | (624,772.57) |
| LINE OF CREDIT INTEREST | (1,124.89) | (1,487.35) | (2,128.12) | (2,059.55) | (2,146.88) | (2,052.71) | (2,100.72) | (2,097.31) | (2,042.30) | (255.71) | (784.45) | (1,102.93) | (19,382.92) |
| AMORTIZATION OF DEBT EXPENSE | (1,842.41) | (1,778.17) | (1,778.17) | (1,778.17) | (1,778.17) | (1,780.41) | (1,789.82) | (1,789.82) | (1,789.82) | (1,801.02) | (1,825.08) | (1,855.56) | (21,586.62) |
| INTERCOMPANY INTEREST | (8,531.34) | (8,345.60) | (8,310.79) | (8,317.67) | (8,302.76) | (8,329.97) | (8,376.31) | (8,372.35) | (8,348.81) | (8,329.78) | (8,090.79) | (7,888.80) | (99,544.97) |
| TOTAL INTEREST EXPENSE, NET | (71,716.22) | (70,443.50) | (69,660.07) | 22,135.93 | (74,163.68) | (72,006.33) | (71,554.77) | (71,152.07) | (71,746.60) | (69,021.62) | (73,367.39) | (72,590.76) | (765,287.08) |
| NET INCOME (OR LOSS) | (63,505.87) | (135,731.34) | (45,346.21) | (67,704.41) | 28,826.93 | 115,062.78 | 66,206.58 | 21,619.42 | 68,938.18 | 13,543.41 | (35,210.44) | 71,018.48 | 37,717.51 |

PENNICHUCK EAST UTILITIES
Profit and Loss Statement
January - December 2022

| | Jan-22 | Feb-22 | Mar-22 | Apr-22 | May-22 | Jun-22 | Jul-22 | Aug-22 | Sep-22 | Oct-22 | Nov-22 | Dec-22 | Total 2022 |
|--------------------------------|--------------|-------------|--------------|-------------|-------------|--------------|--------------|--------------|--------------|-------------|-------------|--------------|---------------|
| WATER SALES | 686,126.55 | 685,794.69 | 1,649,474.57 | 887,175.85 | 887,647.03 | 1,127,962.67 | 1,221,894.13 | 1,191,088.79 | 970,436.97 | 787,872.69 | 693,608.81 | 756,992.01 | 11,546,074.76 |
| CBFRR REVENUES | 77,192.43 | 77,192.43 | 77,192.43 | 77,192.43 | 77,192.43 | 77,192.43 | 77,192.43 | 77,192.43 | 77,192.43 | 77,192.43 | 77,192.43 | 77,192.43 | 926,309.16 |
| MISC OPERATING REVENUE | 1,491.00 | 1,383.00 | 668.00 | 1,378.50 | 1,914.00 | 2,650.88 | 3,747.00 | 2,661.00 | 3,698.00 | 1,855.00 | 2,060.50 | 2,262.60 | 25,769.48 |
| OTHER REVENUE: SOLAR REBATE | - | - | - | - | - | - | - | - | - | - | - | - | 6,300.00 |
| TOTAL REVENUES | 764,809.98 | 764,370.12 | 1,727,335.00 | 965,746.78 | 966,753.46 | 1,207,805.98 | 1,302,833.56 | 1,270,942.22 | 1,051,327.40 | 866,920.12 | 772,861.74 | 842,747.04 | 12,504,453.40 |
| PRODUCTION EXPENSES | 278,656.70 | 178,879.36 | 237,685.59 | 194,577.38 | 254,115.26 | 275,620.76 | 262,182.82 | 273,362.55 | 287,436.16 | 245,772.38 | 210,899.77 | 268,667.49 | 2,967,856.22 |
| TRANSMISSION AND DISTRIB EXP | 71,437.86 | 88,043.27 | 84,515.73 | 125,028.67 | 100,666.37 | 57,751.56 | 57,485.58 | 103,532.65 | 94,407.01 | 60,004.38 | 56,476.91 | 46,826.50 | 946,176.49 |
| CUSTOMER ACCT & COLLECTION EXP | 13,275.63 | 14,896.66 | 13,722.54 | 16,083.48 | 23,100.74 | 15,245.11 | 22,479.72 | 21,765.22 | 18,806.47 | 14,528.98 | 12,756.50 | 20,292.96 | 206,954.01 |
| ADMINISTRATIVE & GENERAL EXP | 19,314.86 | 25,143.03 | 21,234.87 | 22,694.40 | 10,781.51 | 19,635.07 | 21,079.48 | 19,568.85 | 19,542.52 | 19,447.21 | 16,070.72 | 24,493.41 | 239,005.93 |
| INTERCO MGMT FEE: PWW | 240,050.00 | 234,822.00 | 295,540.00 | 252,896.00 | 268,787.00 | 225,121.00 | 235,853.00 | 221,644.00 | 246,125.00 | 219,252.00 | 233,783.00 | 199,749.00 | 2,873,622.00 |
| INTERCOMPANY MGMT FEE: PCP | 5,229.00 | 6,603.00 | 9,119.00 | 8,177.00 | 6,089.00 | 6,645.00 | 6,961.00 | 6,429.00 | 7,893.00 | 5,865.00 | 6,008.00 | (930.00) | 74,088.00 |
| TOTAL OPERATING EXPENSES | 627,964.05 | 548,387.32 | 661,817.73 | 619,456.93 | 663,539.88 | 600,018.50 | 606,041.60 | 646,302.27 | 674,210.16 | 564,869.95 | 535,994.90 | 559,099.36 | 7,307,702.65 |
| DEP EXP/ACQ ADJ EXPENSE | 126,089.49 | 126,149.95 | 126,509.38 | 126,414.15 | 125,864.93 | 126,042.85 | 125,959.00 | 126,163.58 | 126,389.28 | 126,620.75 | 129,086.09 | 136,846.69 | 1,528,136.14 |
| AMORTIZATION EXPENSE: CIAC | (43,117.62) | (43,157.84) | (43,171.41) | (43,171.89) | (43,177.70) | (43,196.53) | (43,285.46) | (43,290.24) | (43,310.07) | (43,316.34) | (43,441.76) | (46,501.22) | (522,138.08) |
| AMORT: ACQUISITION PREMIUM | 18,828.74 | 19,399.34 | 19,399.34 | 19,399.34 | 19,399.33 | 19,399.34 | 19,399.25 | 19,399.34 | 19,399.34 | 19,399.34 | 19,399.33 | 19,399.34 | 232,221.37 |
| AMORT EXP - DEFERRED CHARGES | 5,418.20 | 5,660.79 | 5,660.85 | 5,660.78 | 5,660.77 | 5,660.85 | 5,660.82 | 5,719.35 | 5,719.42 | 5,719.35 | 5,719.35 | 5,719.43 | 67,979.96 |
| LOCAL PROPERTY TAXES | 152,024.30 | 106,941.96 | 106,941.85 | 106,941.95 | 92,426.06 | 107,941.58 | 102,436.54 | 102,436.54 | 102,436.51 | 102,436.54 | 103,127.32 | 107,656.57 | 1,293,747.72 |
| NH BET TAX | - | - | - | - | - | - | - | - | - | - | - | - | 4,293.00 |
| GAIN FROM FORGIVENESS SRF DEBT | (3,954.00) | (3,954.00) | (3,954.00) | (3,954.00) | (3,954.00) | (3,954.00) | (3,954.00) | (3,954.00) | (3,954.00) | (3,954.00) | (3,954.00) | (3,954.00) | (47,448.00) |
| INCOME TAXES | (48,556.66) | (11,783.87) | 253,872.46 | 14,402.39 | 11,418.11 | 88,284.13 | 113,473.06 | 92,961.09 | 25,956.97 | 6,085.93 | (13,724.87) | 108,758.26 | 641,147.00 |
| TOTAL OPERATING DEDUCTIONS | 834,696.50 | 747,643.65 | 1,127,076.20 | 845,149.65 | 871,177.38 | 900,196.72 | 925,730.81 | 945,737.93 | 906,847.61 | 777,861.52 | 732,206.36 | 891,317.43 | 10,505,641.76 |
| NET OPERATING INCOME | (69,886.52) | 16,726.47 | 600,258.80 | 120,597.13 | 95,576.08 | 307,609.26 | 377,102.75 | 325,204.29 | 144,479.79 | 89,058.60 | 40,655.38 | (48,570.39) | 1,998,811.64 |
| MISC NON-UTILITY INCOME | - | - | - | - | - | - | - | - | - | - | - | - | - |
| OTHER INCOME (EXPENSE) | - | - | - | - | - | - | - | - | - | - | - | - | - |
| AFUDC-INTEREST(DEBT) COMPONENT | - | - | - | - | - | - | - | - | - | - | - | - | - |
| AFUDC - EQUITY COMPONENT | - | - | - | - | - | - | - | - | - | - | - | - | - |
| TOTAL AFUDC | - | - | - | - | - | - | - | - | - | - | - | - | - |
| INTEREST EXPENSE | | | | | | | | | | | | | |
| INTEREST EXP: BONDS & NOTES | (71,628.26) | (69,977.98) | 32,081.22 | (70,098.63) | (69,368.83) | (69,686.48) | (68,639.53) | (69,605.88) | (72,440.61) | (67,522.55) | (69,923.86) | (67,216.83) | (734,028.22) |
| LINE OF CREDIT INTEREST | (1,371.99) | (1,277.25) | 38,973.76 | (1,513.18) | (1,698.23) | (1,925.95) | (3,260.18) | (2,679.98) | (2,836.85) | (3,201.86) | (31.44) | (2,843.18) | 16,333.67 |
| AMORTIZATION OF DEBT EXPENSE | (1,892.16) | (1,848.72) | (1,870.90) | (1,870.90) | (1,870.90) | (1,870.90) | (1,870.90) | (1,870.90) | (1,870.90) | (1,870.90) | (1,891.74) | (1,891.74) | (22,491.56) |
| INTERCOMPANY INTEREST | (7,783.40) | (7,840.82) | (7,963.45) | (9,007.37) | (11,295.87) | (15,833.19) | (17,221.87) | (20,162.78) | (16,845.44) | (19,477.12) | (25,159.91) | (29,068.81) | (187,660.03) |
| TOTAL INTEREST EXPENSE, NET | (82,675.81) | (80,944.77) | 61,220.63 | (82,490.08) | (84,233.83) | (89,316.52) | (90,992.48) | (94,319.54) | (93,993.80) | (92,072.43) | (97,006.95) | (101,020.56) | (927,846.14) |
| NET INCOME (OR LOSS) | (152,562.33) | (64,218.30) | 661,479.43 | 38,107.05 | 11,342.25 | 218,292.74 | 286,110.27 | 230,884.75 | 50,485.99 | (3,013.83) | (56,351.57) | (149,590.95) | 1,070,965.50 |

TAB 15

PWW

Internal Financial Reports

Puc 1604.01(a)(1)

This information was previously provided to the Commission but is attached hereto for completeness

PENNICHUCK WATER WORKS INC
Profit and Loss Statement
January - December 2021

| | Jan-21 | Feb-21 | Mar-21 | Apr-21 | May-21 | Jun-21 | Jul-21 | Aug-21 | Sep-21 | Oct-21 | Nov-21 | Dec-21 | Total 2021 |
|-----------------------------------|--------------|--------------|--------------|--------------|--------------|--------------|--------------|--------------|--------------|--------------|--------------|--------------|----------------|
| WATER SALES | 1,671,451.40 | 1,742,584.97 | 1,953,001.32 | 1,688,966.79 | 2,326,443.48 | 3,484,726.20 | 3,137,312.85 | 2,693,874.38 | 2,950,665.80 | 2,050,826.83 | 1,855,215.52 | 4,299,561.48 | 29,854,631.02 |
| CBFRR REVENUES | 644,086.00 | 644,086.00 | 644,086.00 | 644,086.00 | 644,086.00 | 644,086.00 | 644,086.00 | 644,086.00 | 644,086.00 | 644,086.00 | 644,086.00 | 644,086.00 | 7,729,032.00 |
| OTHER OPERATING REVENUE | 23,975.45 | 29,567.97 | 18,579.42 | 29,863.85 | 24,441.79 | 50,073.51 | 31,086.34 | 40,699.96 | 38,438.65 | 40,003.39 | 49,619.12 | 64,442.65 | 440,792.10 |
| TOTAL REVENUES | 2,339,512.85 | 2,416,238.94 | 2,615,666.74 | 2,362,916.64 | 2,994,971.27 | 4,178,885.71 | 3,812,485.19 | 3,378,660.34 | 3,633,190.45 | 2,734,916.22 | 2,548,920.64 | 5,008,090.13 | 38,024,455.12 |
| PRODUCTION EXPENSES | 391,094.58 | 377,292.96 | 400,363.66 | 420,060.10 | 474,390.57 | 570,745.19 | 587,298.40 | 549,686.12 | 488,299.76 | 452,280.06 | 464,088.80 | 499,609.70 | 5,675,209.90 |
| TRANSMISSION AND DISTRIB EXP | 277,692.31 | 251,905.96 | 244,924.62 | 242,689.49 | 284,659.76 | 283,619.45 | 262,829.73 | 294,874.16 | 297,606.66 | 381,051.39 | 239,355.46 | 249,858.87 | 3,311,067.86 |
| ENGINEERING EXPENSE | 95,359.57 | 80,283.35 | 76,117.97 | 78,022.84 | 69,138.37 | 96,773.72 | 90,752.19 | 74,218.32 | 83,702.41 | 72,382.81 | 83,044.02 | 64,436.06 | 964,231.63 |
| CUSTOMER ACCT & COLLECTION EXP | 139,135.87 | 123,177.30 | 122,154.55 | 157,314.61 | 118,138.28 | 160,270.57 | 153,764.73 | 128,052.81 | 175,966.51 | 146,437.71 | 151,892.20 | 138,641.88 | 1,714,947.02 |
| ADMINISTRATIVE & GENERAL EXP | 650,596.20 | 622,399.46 | 504,310.62 | 607,234.72 | 582,488.25 | 604,805.87 | 579,632.59 | 594,320.65 | 588,174.72 | 616,808.34 | 657,508.97 | 572,765.92 | 7,181,046.31 |
| IS EXPENSE | 88,326.75 | 91,695.11 | 106,848.61 | 108,783.38 | 100,545.29 | 115,112.44 | 90,262.21 | 76,109.04 | 110,537.20 | 89,534.70 | 103,540.44 | 115,337.21 | 1,196,632.38 |
| INTCO MGMT FEE:TSC/PWS/PAC/PEU | (324,569.00) | (293,450.00) | (316,582.00) | (345,747.00) | (297,368.00) | (340,740.00) | (297,542.00) | (295,045.00) | (318,563.00) | (229,986.00) | (329,568.00) | (242,811.00) | (3,631,971.00) |
| INTERCOMPANY MGMT FEE: PCP | 17,713.00 | 18,436.00 | 25,201.00 | 23,735.00 | 19,105.00 | 25,172.00 | 22,363.00 | 19,453.00 | 8,713.00 | 19,259.00 | 18,826.00 | 20,797.00 | 238,773.00 |
| TOTAL OPERATING EXPENSES | 1,335,349.28 | 1,271,740.14 | 1,163,339.03 | 1,292,093.14 | 1,351,097.52 | 1,515,759.24 | 1,489,360.85 | 1,441,669.10 | 1,434,437.26 | 1,547,768.01 | 1,388,687.89 | 1,418,635.64 | 16,649,937.10 |
| DEP EXP/ACQ ADJ EXPENSE | 519,779.54 | 518,885.70 | 519,202.31 | 519,419.98 | 519,972.32 | 521,917.00 | 509,708.11 | 511,269.33 | 510,885.66 | 512,652.64 | 515,603.08 | 603,843.21 | 6,283,138.88 |
| AMORTIZATION EXPENSE: CIAC | (68,291.11) | (68,406.90) | (68,412.28) | (68,581.40) | (68,584.44) | (69,036.39) | (69,077.53) | (69,427.01) | (69,559.50) | (70,063.70) | (70,395.71) | (71,361.29) | (831,197.26) |
| AMORT: ACQUISITION PREMIUM | 160,894.58 | 165,472.68 | 165,472.68 | 165,472.68 | 165,472.68 | 165,473.47 | 165,472.68 | 165,472.68 | 165,472.68 | 165,472.68 | 165,473.47 | 165,472.68 | 1,981,095.64 |
| AMORT EXP - DEFERRED CHARGES | 12,512.23 | 12,512.11 | 12,512.41 | 12,512.01 | 12,338.39 | 12,326.79 | 12,326.68 | 12,326.58 | 12,326.92 | 12,326.43 | 12,326.63 | 13,654.88 | 150,002.06 |
| GAIN FROM FORGIVENESS SRF DEBT | (5,273.67) | (5,273.67) | (5,273.67) | (5,273.67) | (5,273.67) | (5,273.67) | (5,273.67) | (5,273.67) | (5,273.67) | (5,273.67) | (5,273.67) | (5,273.67) | (63,284.04) |
| TAXES OTHER THAN INCOME | 506,985.23 | 489,886.89 | 488,708.24 | 503,948.58 | 492,450.40 | 378,418.89 | 445,316.43 | 454,309.40 | 449,067.27 | 440,831.06 | 417,730.04 | 441,034.00 | 5,508,686.43 |
| INCOME TAXES | (160,327.25) | (72,568.23) | (32,597.73) | (91,705.88) | 17,150.52 | 502,151.03 | 221,083.97 | 165,947.80 | 191,086.26 | (41,046.25) | (71,468.17) | 564,778.93 | 1,192,485.00 |
| TOTAL OPERATING DEDUCTIONS | 2,301,628.83 | 2,312,248.72 | 2,242,950.99 | 2,327,885.44 | 2,484,623.72 | 3,021,736.36 | 2,768,917.52 | 2,676,294.21 | 2,688,442.88 | 2,562,667.20 | 2,352,683.56 | 3,130,784.38 | 30,870,863.81 |
| NET OPERATING INCOME | 37,884.02 | 103,990.22 | 372,715.75 | 35,031.20 | 510,347.55 | 1,157,149.35 | 1,043,567.67 | 702,366.13 | 944,747.57 | 172,249.02 | 196,237.08 | 1,877,305.75 | 7,153,591.31 |
| MISC NON-UTILITY INCOME | (624.80) | (3,650.00) | (3,243.00) | (14,365.55) | (1,312.56) | 266,456.95 | (1,193.70) | (5.57) | (5,167.50) | - | - | - | 236,894.27 |
| MISCELLANEOUS NON-UTILITY EXP | - | - | - | - | - | - | - | - | - | - | - | - | - |
| OTHER INCOME (EXPENSE) | (624.80) | (3,650.00) | (3,243.00) | (14,365.55) | (1,312.56) | 266,456.95 | (1,193.70) | (5.57) | (5,167.50) | - | - | - | 236,894.27 |
| AFUDC-INTEREST(DEBT) COMPONENT | - | - | - | - | - | - | - | - | - | - | - | - | - |
| AFUDC - EQUITY COMPONENT | - | - | - | - | - | - | - | - | - | - | - | - | - |
| TOTAL AFUDC | - | - | - | - | - | - | - | - | - | - | - | - | - |
| INTEREST EXPENSE | - | - | - | - | - | - | - | - | - | - | - | - | - |
| INTEREST EXP: BONDS & NOTES | (369,902.97) | (338,254.94) | (364,928.09) | (370,376.84) | (381,034.18) | (369,904.89) | (380,251.77) | (380,008.48) | (379,291.02) | (383,894.50) | (374,068.73) | (384,906.00) | (4,476,822.41) |
| LINE OF CREDIT INTEREST | (17,450.77) | (8,415.03) | (8,792.66) | (908.16) | (1,151.86) | (2,420.50) | (4,715.46) | (5,780.23) | (6,383.58) | 2,203.59 | (8,004.40) | 221,392.27 | 159,573.21 |
| AMORTIZATION: PREMIUM ON DEBT | 11,301.39 | 11,301.39 | 11,301.39 | 13,258.71 | 13,258.71 | 13,258.71 | 13,258.71 | 13,258.71 | 13,258.71 | 13,258.71 | 13,258.71 | 13,258.71 | 153,232.56 |
| AMORTIZATION OF DEBT EXPENSE | (258,710.29) | (257,275.73) | (256,466.37) | (257,302.03) | (257,302.03) | (257,302.03) | (257,302.03) | (257,302.03) | (257,302.03) | (257,302.03) | (257,302.03) | (257,302.03) | (3,088,170.66) |
| AMORT OF ORIGINAL ISSUE DISCNT | - | - | - | - | - | - | - | - | - | - | - | - | - |
| AMORTIZATION OF DISCOUNT ON BONDS | - | - | - | - | - | - | - | - | - | - | - | - | - |
| INTERCOMPANY INTEREST | 5,360.12 | 4,928.87 | 4,539.62 | 4,625.85 | 4,813.06 | 4,821.57 | 4,756.78 | 4,967.34 | 5,167.74 | 5,267.95 | 5,435.96 | 5,295.57 | 59,980.43 |
| INTEREST INCOME/EXPENSE | - | - | - | - | - | - | - | - | - | - | - | - | - |
| TOTAL INTEREST EXPENSE, NET | (629,402.52) | (587,715.44) | (614,346.11) | (610,702.47) | (621,416.30) | (611,547.14) | (624,253.77) | (624,864.69) | (624,550.18) | (620,466.28) | (620,680.49) | (402,261.48) | (7,192,206.87) |
| NET INCOME (OR LOSS) | (592,143.30) | (487,375.22) | (244,873.36) | (590,036.82) | (112,381.31) | 812,059.16 | 418,120.20 | 77,495.87 | 315,029.89 | (448,217.26) | (424,443.41) | 1,475,044.27 | 198,278.71 |

PENNICHUCK WATER WORKS INC
Profit and Loss Statement
January - December 2022

| | Jan-22 | Feb-22 | Mar-22 | Apr-22 | May-22 | Jun-22 | Jul-22 | Aug-22 | Sep-22 | Oct-22 | Nov-22 | Dec-22 | Total 2022 |
|-----------------------------------|--------------|--------------|--------------|--------------|--------------|--------------|--------------|--------------|--------------|--------------|--------------|--------------|----------------|
| WATER SALES | 1,905,331.19 | 2,159,909.09 | 1,958,342.17 | 2,283,835.51 | 2,545,789.60 | 3,487,424.13 | 3,760,787.91 | 4,035,559.44 | 3,116,786.24 | 2,456,981.09 | 2,404,195.37 | 1,486,951.16 | 31,601,892.90 |
| CBFRR REVENUES | 644,086.00 | 644,086.00 | 644,086.00 | 644,086.00 | 644,086.00 | 644,086.00 | 644,086.00 | 644,086.00 | 644,086.00 | 644,086.00 | 644,086.00 | 644,086.00 | 7,729,032.00 |
| OTHER OPERATING REVENUE | 49,588.81 | 20,619.02 | 22,213.33 | 30,944.08 | 31,556.47 | 41,393.22 | 34,978.29 | 39,538.81 | 35,971.91 | 34,160.66 | 52,215.76 | 112,551.02 | 505,731.38 |
| TOTAL REVENUES | 2,599,006.00 | 2,824,614.11 | 2,624,641.50 | 2,958,865.59 | 3,221,432.07 | 4,172,903.35 | 4,439,852.20 | 4,719,184.25 | 3,796,844.15 | 3,135,227.75 | 3,100,497.13 | 2,243,588.18 | 39,836,656.28 |
| PRODUCTION EXPENSES | 497,943.77 | 416,131.07 | 505,638.83 | 480,699.48 | 606,272.30 | 682,562.58 | 721,010.72 | 800,973.07 | 671,952.87 | 544,038.69 | 558,588.79 | 551,708.88 | 7,037,521.05 |
| TRANSMISSION AND DISTRIB EXP | 219,893.97 | 202,291.65 | 259,803.85 | 222,633.03 | 298,717.68 | 422,033.28 | 290,792.11 | 332,403.61 | 274,462.94 | 420,651.63 | 365,446.03 | 291,482.82 | 3,600,612.60 |
| ENGINEERING EXPENSE | 98,289.38 | 94,615.13 | 103,905.41 | 94,427.04 | 88,216.17 | 104,264.05 | 112,092.19 | 87,016.59 | 86,394.66 | 79,064.09 | 81,020.89 | 61,737.15 | 1,091,042.75 |
| CUSTOMER ACCT & COLLECTION EXP | 145,613.58 | 120,725.55 | 160,768.36 | 143,657.93 | 172,810.70 | 161,432.45 | 152,592.98 | 163,771.67 | 155,290.77 | 137,048.38 | 155,960.48 | 156,270.70 | 1,825,943.55 |
| ADMINISTRATIVE & GENERAL EXP | 649,260.53 | 605,705.47 | 601,759.77 | 592,591.76 | 573,422.94 | 659,481.80 | 626,350.92 | 588,372.77 | 615,792.20 | 642,195.17 | 618,533.71 | 400,638.62 | 7,174,105.66 |
| IS EXPENSE | 109,857.11 | 106,081.28 | 116,949.20 | 120,955.48 | 123,356.71 | 110,233.08 | 109,495.14 | 104,538.06 | 113,662.16 | 106,785.11 | 113,509.80 | 108,331.23 | 1,343,754.36 |
| INTCO MGMT FEE:TSC/PWS/PAC/PEU | (340,897.00) | (326,258.00) | (395,877.00) | (350,303.00) | (354,194.00) | (309,593.00) | (252,565.00) | (319,104.00) | (339,180.00) | (289,426.00) | (316,264.00) | (271,871.00) | (3,865,532.00) |
| INTERCOMPANY MGMT FEE: PCP | 19,432.00 | 25,324.00 | 20,196.00 | 28,098.00 | 21,702.00 | 24,320.00 | 25,073.00 | 26,623.00 | 29,295.00 | 21,960.00 | 23,430.00 | (10,984.00) | 254,469.00 |
| TOTAL OPERATING EXPENSES | 1,399,393.34 | 1,244,616.15 | 1,373,144.42 | 1,332,759.72 | 1,530,304.50 | 1,854,734.24 | 1,784,842.06 | 1,784,594.77 | 1,607,670.60 | 1,662,317.07 | 1,600,225.70 | 1,287,314.40 | 18,461,916.97 |
| DEP EXP/ACQ ADJ EXPENSE | 528,537.76 | 528,141.70 | 530,422.68 | 528,215.08 | 530,191.00 | 504,271.92 | 516,214.36 | 516,460.85 | 515,695.43 | 520,227.91 | 527,941.21 | 576,917.01 | 6,323,236.91 |
| AMORTIZATION EXPENSE: CIAC | (70,271.90) | (70,271.71) | (70,311.73) | (70,338.14) | (70,371.17) | (70,469.42) | (70,304.30) | (70,471.00) | (70,765.67) | (70,796.74) | (70,585.81) | (73,764.09) | (848,721.68) |
| AMORT: ACQUISITION PREMIUM | 165,472.68 | 170,487.24 | 170,487.24 | 170,487.25 | 170,487.24 | 170,487.24 | 170,486.46 | 170,487.24 | 170,487.24 | 170,487.25 | 170,487.24 | 170,487.24 | 2,040,831.56 |
| AMORT EXP - DEFERRED CHARGES | 13,344.14 | 13,344.04 | 13,365.67 | 13,365.15 | 13,365.34 | 13,365.56 | 13,365.38 | 13,365.31 | 13,365.69 | 13,344.18 | 12,217.11 | 12,430.58 | 158,238.15 |
| GAIN FROM FORGIVENESS SRF DEBT | (5,273.67) | (5,273.67) | (5,273.67) | (5,273.67) | (5,273.67) | (5,273.67) | (5,273.67) | (5,273.67) | (5,273.67) | (5,273.67) | (5,273.67) | (5,273.67) | (63,284.04) |
| TAXES OTHER THAN INCOME | 378,383.41 | 325,013.31 | 372,690.87 | 366,169.49 | 376,936.82 | 502,188.37 | 411,593.57 | 418,244.51 | 411,276.97 | 404,628.34 | 424,999.30 | 523,998.57 | 4,916,123.53 |
| INCOME TAXES | (81,610.95) | 34,929.23 | (32,038.01) | 32,876.71 | 57,607.09 | 206,886.31 | 312,655.21 | 392,088.25 | 209,551.36 | 8,101.21 | 36,017.36 | (148,293.77) | 1,028,770.00 |
| TOTAL OPERATING DEDUCTIONS | 2,327,974.81 | 2,240,986.29 | 2,352,487.47 | 2,368,261.59 | 2,603,247.15 | 3,176,190.55 | 3,133,579.07 | 3,219,496.26 | 2,852,007.95 | 2,703,035.55 | 2,696,028.44 | 2,343,816.27 | 32,017,111.40 |
| NET OPERATING INCOME | 271,031.19 | 583,627.82 | 272,154.03 | 590,604.00 | 618,184.92 | 996,712.80 | 1,306,273.13 | 1,499,687.99 | 944,836.20 | 432,192.20 | 404,468.69 | (100,228.09) | 7,819,544.88 |
| MISC NON-UTILITY INCOME | - | - | - | - | - | - | - | - | - | 17,500.00 | (17,500.00) | - | - |
| MISCELLANEOUS NON-UTILITY EXP | - | - | - | - | - | - | - | - | - | - | - | - | - |
| OTHER INCOME (EXPENSE) | - | - | - | - | - | - | - | - | - | 17,500.00 | (17,500.00) | - | - |
| AFUDC-INTEREST(DEBT) COMPONENT | - | - | - | - | - | - | - | - | - | - | - | - | - |
| AFUDC - EQUITY COMPONENT | - | - | - | - | - | - | - | - | - | - | - | - | - |
| TOTAL AFUDC | - | - | - | - | - | - | - | - | - | - | - | - | - |
| INTEREST EXPENSE | - | - | - | - | - | - | - | - | - | - | - | - | - |
| INTEREST EXP: BONDS & NOTES | (404,786.25) | (400,212.69) | (340,908.52) | (392,940.88) | (405,609.30) | (389,080.35) | (402,790.20) | (402,636.00) | (339,409.90) | (401,843.51) | (390,030.36) | (401,533.01) | (4,671,780.97) |
| LINE OF CREDIT INTEREST | (10,176.19) | (10,030.41) | 55,906.02 | (20,896.01) | 8,948.57 | (885.29) | (9,157.53) | (5,832.44) | (8,456.70) | (10,453.53) | 94,898.59 | (21,933.74) | 61,931.34 |
| AMORTIZATION: PREMIUM ON DEBT | 13,258.71 | 13,258.71 | 13,258.71 | 13,414.09 | 13,414.09 | 13,414.09 | 13,414.09 | 13,414.09 | 13,414.09 | 13,414.09 | 13,414.09 | 13,414.09 | 160,502.94 |
| AMORTIZATION OF DEBT EXPENSE | (257,302.03) | (257,302.03) | (257,724.82) | (258,472.29) | (258,472.95) | (257,002.82) | (257,314.92) | (257,314.92) | (257,314.92) | (257,314.92) | (257,314.92) | (257,314.92) | (3,090,166.46) |
| AMORT OF ORIGINAL ISSUE DISCNT | - | - | - | - | - | - | - | - | - | - | - | - | - |
| AMORTIZATION OF DISCOUNT ON BONDS | - | - | - | - | - | - | - | - | - | - | - | - | - |
| INTERCOMPANY INTEREST | 5,559.34 | 5,163.40 | 4,649.05 | 9,167.25 | 18,311.07 | 32,458.75 | 32,103.91 | 47,999.11 | 50,795.28 | 67,994.82 | 88,713.18 | 105,898.25 | 468,813.41 |
| INTEREST INCOME/EXPENSE | - | - | - | - | - | - | - | - | - | - | - | - | - |
| TOTAL INTEREST EXPENSE, NET | (653,446.42) | (649,123.02) | (524,819.56) | (649,727.84) | (623,408.52) | (601,095.62) | (623,744.65) | (604,370.16) | (540,972.15) | (588,203.05) | (450,319.42) | (561,469.33) | (7,070,699.74) |
| NET INCOME (OR LOSS) | (382,415.23) | (65,495.20) | (252,665.53) | (59,123.84) | (5,223.60) | 395,617.18 | 682,528.48 | 895,317.82 | 403,864.05 | (138,510.85) | (63,350.73) | (661,697.42) | 748,845.14 |

TAB 16

Annual Reports to Stockholders

Puc 1604.01(a)(2)

This information is no longer produced by the Company and therefore does not exist

TAB 17

PAC

Federal Income Tax Reconciliation

Puc 1604.01(a)(3)

Pittsfield Aqueduct Company, Inc.
Federal Income Tax Reconciliation
For the Twelve Months Ended December 31, 2022

Provided pursuant to NHPUC Rule 1604.01(3)

| | | |
|---|----|---------|
| Net income per books for the test year | \$ | 47,969 |
| Addback provision for Federal and State income taxes | | 32,561 |
| Pretax Book Income before permanent items | | 80,530 |
| Permanent Items: | | |
| 50% meals & entertainment expenses | | - |
| Amortization of Municipal Acquisition Regulatory Asset (M | | 37,393 |
| Disqualifying Dispositions (ISO's) | | - |
| | | 37,393 |
| Taxable Income | | 117,923 |
| NHBPT | | 24,749 |
| Federal Income Tax | | - |
| Amortization of Investment Tax Credit | | - |
| Total Income Taxes | \$ | 24,749 |

Note: The following are temporary differences (Schedule M-1 items) that are recorded in Deferred Income Taxes:

| | | |
|---|--|---------|
| Accelerated depreciation/Amortization of CIAC | | - |
| Book/Tax Difference on disposal of assets | | - |
| Prior Year's Charitable Contributions | | (276) |
| Prepaid Expenses | | (4,304) |
| A/R Reserve | | - |
| Deferred Debits | | - |
| | | (4,580) |

F-56 RECONCILIATION OF REPORTED NET INCOME WITH TAXABLE INCOME FOR FEDERAL INCOME TAXES

1. Report hereunder a reconciliation of reported net income for the year with taxable income used in computing Federal income tax accruals and show computations of such tax accruals. The reconciliation shall be submitted even though there is no income for the year. Descriptions should clearly indicate the nature of each reconciling amount.
2. If the utility is a member of group which files a consolidated Federal tax return, reconcile reported net income with taxable income as if a separate return were to be filed, indicating however, intercompany amounts to be eliminated in such consolidated return. State names of group members, tax assigned to each group member, and basis of allocation, assignment, sharing of the consolidated tax among group members.

| Line No. | Particulars (a) | Amount (b) |
|-------------|---|---------------|
| 1 | Net income for the year per Income Statement, schedule F-2 | \$ 47,969 |
| 2 | Income taxes per Income Statement, schedule F-2 and account 439, Adjustments to Retained Earnings | \$ 32,561 |
| 3 | Other Reconciling amounts (list first additional income and unallowable deductions, followed by additional deductions and nontaxable income): | |
| 4 | Temporary Differences: | |
| 5 | A/R Reserve | \$ (276) |
| 6 | AFUDC | \$ - |
| 7 | Deferred Debits | \$ - |
| 8 | Accelerated depreciation | \$ (4,199) |
| 9 | Book/Tax Difference on Disposal of Assets | \$ (4,304) |
| 10 | Total Temporary Differences | \$ (8,779) |
| 11 | | |
| 12 | | |
| 13 | | |
| 14 | | |
| 15 | | |
| 16 | | |
| 17 | New Hampshire Taxable Income | \$ 71,751 |
| 18 | | |
| 19 | | |
| 20 | New Hampshire Business Profits Tax | \$ - |
| 21 | New Hampshire Business Enterprise Tax | \$ 1,391 |
| 22 | | |
| 23 | | |
| 24 | | |
| 25 | | |
| 26 | Federal taxable net | \$ 73,142 |
| 27 | Computation of tax: | |
| 28 | | |
| 29 | Pre Tax Income | \$ 80,530 |
| 30 | | |
| 31 | New Hampshire Business Profits Tax @ 7.7% and Business Enterprise Tax | \$ 7,812 |
| 32 | Federal Income Tax @ 21% | \$ 24,749 |
| 33 | | |
| 34 | Amortization of Investment Tax Credit | |
| 35 | | |
| 36 | | |
| 37 | | |
| 38 | | \$ 32,561 |

Pennichuck East Utilities, Inc
Analysis of Income Tax Provisions for PEU
For the Twelve Months Ended December 31, 2022

| | PEU |
|--|-------------|
| (a) YTD Net Income (Loss) | \$ 81,921 |
| Adjustment for permanent Book/Tax Differences: | |
| 50% of meals and entertainment expenses | \$ - |
| Amortization of MARA | \$ 37,393 |
| Disqualifying Dispositions (ISO's) | \$ - |
| NH book taxable income (loss) | \$ 119,314 |
| (b) NHBPT 8.2% (adj for credit by entity) - benefit (provision) | \$ (9,784) |
| Federal book taxable income (loss) | \$ 109,530 |
| Federal tax at 34% | \$ (37,240) |
| Plus: amortization of ITC | \$ - |
| (c) Net Federal Tax Provision - benefit (provision) | \$ (37,240) |
| Net Income (a)+(b)+(c) | \$ 34,897 |
| <u>Bifurcation of Provision for Miscellaneous Non-utility Expense</u> | |
| (a) Non-Utility Expense - gross | \$ - |
| (b) NHBPT 8.2% (adj credit by entity) - benefit (provision) | \$ - |
| Federal book taxable income (loss) | \$ - |
| (c) Federal tax at 34% - benefit (provision) | \$ - |
| Net Non-Utility Expense (a)+(b)+(c) | \$ - |
| Total Federal Benefit (Provision) | \$ (37,240) |
| Less: Federal Benefit applicable to Non-utility Expense (netted against that val | \$ - |
| Less: ITC credit | \$ - |
| (A) Net Federal Provision included in Operating Expenses | \$ (37,240) |
| Total State Benefit (Provision) | \$ (9,784) |
| Less: State Benefit applicable to Non-utility Expense (netted against that value | \$ - |
| (B) Net State Provision included in Operating Expenses | \$ (9,784) |
| (A) Net Federal Provision included in Operating Expenses | \$ (37,240) |
| Less: Change in Federal deferred taxes 12/31/16 versus 12/31/15 | \$ (2,883) |
| Net Amount applicable to current taxes | \$ (34,357) |
| (B) Net State Provision included in Operating Expenses | \$ (9,784) |
| Less: Change in State deferred taxes 12/31/16 versus 12/31/15 | \$ (2,037) |
| Net Amount applicable to current taxes | \$ (7,747) |

| | | |
|------|----------|------------|
| 2022 | 739.66 | |
| 2021 | 3,622.97 | (2,883.32) |

| | | |
|------|----------|------------|
| 2022 | (37.23) | |
| 2021 | 1,999.94 | (2,037.18) |

TAB 17

PEU

Federal Income Tax Reconciliation

Puc 1604.01(a)(3)

Pennichuck East Utilities, Inc.
Federal Income Tax Reconciliation
For the Twelve Months Ended December 31, 2022

Provided pursuant to NHPUC Rule 1604.01(a)(3)

| | | |
|---|----|-----------|
| Net income per books for the test year | \$ | 1,070,966 |
| Addback provision for Federal and State income taxes | | 641,147 |
| Pretax Book Income before permanent items | | 1,712,113 |
| Permanent Items: | | |
| 50% meals & entertainment expenses | | (75) |
| Amortization of Municipal Acquisition Regulatory Asset (M | | 232,221 |
| Disqualifying Dispositions (ISO's) | | - |
| | | 232,147 |
| Taxable Income | | 1,944,260 |
| NHBPT | | 120,846 |
| Federal Income Tax | | 520,301 |
| Amortization of Investment Tax Credit | | - |
| Total Income Taxes | \$ | 641,147 |

Note: The following are temporary differences (Schedule M-1 items) that are recorded in Deferred Income Taxes:

| | | |
|---|--|-------------|
| Accelerated depreciation/Amortization of CIAC | | (1,009,643) |
| Book/Tax Difference on disposal of assets | | (298,113) |
| Prior Year's Charitable Contributions | | - |
| Prepaid Expenses | | - |
| A/R Reserve | | - |
| Deferred Debits | | 34,286 |
| | | (1,273,470) |

**F-56 RECONCILIATION OF REPORTED NET INCOME WITH
TAXABLE INCOME FOR FEDERAL INCOME TAXES**

- Report hereunder a reconciliation of reported net income for the year with taxable income used in computing Federal income tax accruals and show computations of such tax accruals. The reconciliation shall be submitted even though there is no taxable income for the year. Descriptions should clearly indicate the nature of each reconciling amount.
- If the utility is a member of group which files a consolidated Federal tax return, reconcile reported net income with taxable income as if a separate return were to be filed, indicating however, intercompany amounts to be eliminated in such consolidated return. State names of group members, tax assigned to each group member, and basis of allocation, assignment, sharing of the consolidated tax among group members.

| Line No. | Particulars (a) | Amount (b) |
|-------------|---|----------------|
| 1 | Net income for the year per Income Statement, schedule F-2 | \$ 1,070,966 |
| 2 | Income taxes per Income Statement, schedule F-2 and account 439, Adjustments to Retained Earnings | \$ 641,147 |
| 3 | Other Reconciling amounts (list first additional income and unallowable deductions, followed by additional deductions and nontaxable income): | |
| 4 | Temporary Differences: | |
| 5 | | |
| 6 | | |
| 7 | | |
| 8 | Charitable Contributions | \$ - |
| 9 | Prepaid Expenses | \$ - |
| 10 | A/R Reserve | \$ (1,319) |
| 11 | Deferred Debits | \$ 34,286 |
| 12 | Accelerated depreciation | \$ (1,009,643) |
| 13 | AFUDC | \$ - |
| 14 | Book/Tax Difference on disposal of assets | \$ (298,113) |
| 15 | Total Temporary Differences | \$ (1,274,789) |
| 16 | | |
| 17 | | |
| 18 | | |
| 19 | New Hampshire Taxable Income | \$ 437,324 |
| 20 | | |
| 21 | | |
| 22 | New Hampshire Business Profits Tax | \$ - |
| 23 | New Hampshire Business Enterprise Tax | \$ 4,293 |
| 24 | | |
| 25 | | |
| 26 | | |
| 27 | | |
| 28 | Federal taxable net | \$ 433,031 |
| 29 | Computation of tax: | |
| 30 | | |
| 31 | Pre Tax Income | \$ 1,712,113 |
| 32 | | |
| 33 | New Hampshire Business Profits Tax @ 7.7% and Business Enterprise Tax | \$ 120,846 |
| 34 | Federal Income Tax @ 21% | \$ 520,301 |
| 35 | | |
| 36 | Amortization of Investment Tax Credit | |
| 37 | | |
| 38 | | |
| 39 | | |
| 40 | Total Income Taxes | \$ 641,147 |

Pennichuck East Utilities, Inc
Analysis of Income Tax Provisions for PEU
For the Twelve Months Ended December 31, 2022

| | PEU |
|--|--------------|
| (a) YTD Net Income (Loss) | \$ 1,716,406 |
| Adjustment for permanent Book/Tax Differences: | |
| 50% of meals and entertainment expenses | \$ (75) |
| Amortization of MARA | \$ 232,221 |
| Disqualifying Dispositions (ISO's) | \$ - |
| NH book taxable income (loss) | \$ 1,948,552 |
| (b) NHBPT 8.2% (adj for credit by entity) - benefit (provision) | \$ (159,781) |
| Federal book taxable income (loss) | \$ 1,788,771 |
| Federal tax at 34% | \$ (608,182) |
| Plus: amortization of ITC | \$ - |
| (c) Net Federal Tax Provision - benefit (provision) | \$ (608,182) |
| Net Income (a)+(b)+(c) | \$ 948,442 |
| <u>Bifurcation of Provision for Miscellaneous Non-utility Expense</u> | |
| (a) Non-Utility Expense - gross | \$ - |
| (b) NHBPT 8.2% (adj credit by entity) - benefit (provision) | \$ - |
| Federal book taxable income (loss) | \$ - |
| (c) Federal tax at 34% - benefit (provision) | \$ - |
| Net Non-Utility Expense (a)+(b)+(c) | \$ - |
| Total Federal Benefit (Provision) | \$ (608,182) |
| Less: Federal Benefit applicable to Non-utility Expense (netted against that val | \$ - |
| Less: ITC credit | \$ - |
| (A) Net Federal Provision included in Operating Expenses | \$ (608,182) |
| Total State Benefit (Provision) | \$ (159,781) |
| Less: State Benefit applicable to Non-utility Expense (netted against that value | \$ - |
| (B) Net State Provision included in Operating Expenses | \$ (159,781) |
| (A) Net Federal Provision included in Operating Expenses | \$ (608,182) |
| Less: Change in Federal deferred taxes 12/31/16 versus 12/31/15 | \$ 53,122 |
| Net Amount applicable to current taxes | \$ (661,304) |
| (B) Net State Provision included in Operating Expenses | \$ (159,781) |
| Less: Change in State deferred taxes 12/31/16 versus 12/31/15 | \$ (9,675) |
| Net Amount applicable to current taxes | \$ (150,107) |

| | | |
|------|------------|-----------|
| 2022 | 347,181.35 | |
| 2021 | 294,059.82 | 53,121.53 |

| | | |
|------|-----------|------------|
| 2022 | 74,787.50 | |
| 2021 | 84,462.05 | (9,674.55) |

TAB 17

PWW

Federal Income Tax Reconciliation

Puc 1604.01(a)(3)

Pennichuck Water Works, Inc.
Federal Income Tax Reconciliation
For the Twelve Months Ended December 31, 2022

Provided pursuant to NHPUC Rule 1604.01(3)

| | |
|---|----------------------------|
| Net income per books for the test year | \$ 748,845 |
| Less: Non-Utility Expense Taxed Separately | \$ - |
| Addback provision for Federal and State income taxes | <u>1,028,770</u> |
| Pretax Book Income before permanent items and Non-Utility Expense | 1,777,615 |
| Permanent Items: | |
| 50% meals & entertainment expenses | 1,308 |
| Amortization of Municipal Acquisition Regulatory Asset (MA | 2,040,832 |
| Disqualifying Dispositions (ISO's) | <u>6,303</u> |
| | 2,048,443 |
| Taxable Income | <u><u>3,826,058</u></u> |
| NHBPT | 244,743 |
| Federal Income Tax | 817,063 |
| Amortization of Investment Tax Credit | <u>(33,036)</u> |
| Total Income Taxes | <u><u>\$ 1,028,770</u></u> |

Note: The following are temporary differences (Schedule M-1 items) that are recorded in Deferred Income Taxes:

| | |
|---|---------------------------|
| Estimated Schedule M-1 Items: | |
| Accelerated depreciation/Amortization of CIAC | (2,257,769) |
| Book/Tax Difference on disposal of assets | (1,999,003) |
| Excess FAS 106 and FAS 87 Costs | - |
| Prior Year's Charitable Contributions | 3,862 |
| Vacation & bonus accruals | 11,166 |
| A/R Reserve | 26,892 |
| Deferred Debits | - |
| | <u><u>(4,214,852)</u></u> |

| | B | C | D | E |
|----|-------------|--|---|-------------------------------------|
| 1 | | | | |
| 2 | | Annual Report of Pennichuck Water Works, Inc. | | Year Ended December 31, 2022 |
| 3 | | | | |
| 4 | | F-56 RECONCILIATION OF REPORTED NET INCOME WITH | | |
| 5 | | TAXABLE INCOME FOR FEDERAL INCOME TAXES | | |
| 6 | | | | |
| 7 | | | | |
| 8 | 1. | Report hereunder a reconciliation of reported net income for the year with taxable income used in computing Federal income tax accruals and show computations of such tax accruals. The reconciliation shall be submitted even though there is no income for the year. Descriptions should clearly indicate the nature of each reconciling amount. | | |
| 9 | | | | |
| 10 | 2. | If the utility is a member of group which files a consolidated Federal tax return, reconcile reported net income with taxable income as if a separate return were to be filed, indicating however, intercompany amounts to be eliminated in such consolidated return. State names of group members, tax assigned to each group member, and basis of allocation, assignment, sharing of the consolidated tax among group members. | | |
| 11 | | | | |
| 12 | | Veteran's Affairs | | |
| 13 | | | | |
| 14 | | | | |
| 15 | | | | |
| 16 | | | | |
| 17 | | | | |
| 18 | Line | Particulars | | Amount |
| 19 | No. | (a) | | (b) |
| 20 | 1 | Net income for the year per Income Statement, schedule F-2 | | \$ 748,845 |
| 21 | 2 | Income taxes per Income Statement, schedule F-2 and account 439, Adjustments to Retained Earnings | | \$ 1,028,770 |
| 22 | 3 | Other Reconciling amounts (list first additional income and unallowable deductions, followed by additional deductions and nontaxable income): | | |
| 23 | | Temporary Differences: | | |
| 24 | 4 | Vacation & bonus accruals | | \$ 3,862 |
| 25 | 5 | A/R Reserve | | \$ 11,166 |
| 26 | 6 | Excess FAS 106 and FAS 87/Pension and Post Retirement Costs | | \$ 820,642 |
| 27 | 7 | Deferred Debits | | \$ 26,892 |
| 28 | 8 | | | |
| 29 | 9 | | | |
| 30 | 10 | | | |
| 31 | 11 | Accelerated depreciation | | \$ (2,257,769) |
| 32 | 12 | Book/Tax Differences on disposal of assets | | \$ (1,999,003) |
| 33 | 13 | Total Temporary Differences | | \$ (3,394,210) |
| 34 | 14 | | | |
| 35 | 15 | | | |
| 36 | 16 | New Hampshire Taxable Income | | \$ (1,616,595) |
| 37 | 17 | | | |
| 38 | 18 | | | |
| 39 | 19 | New Hampshire Business Profits Tax | | \$ - |
| 40 | 20 | New Hampshire Business Enterprise Tax | | \$ 99,852 |
| 41 | 21 | | | |
| 42 | 22 | | | |
| 43 | 23 | | | |
| 44 | 24 | | | |
| 45 | 25 | Federal taxable net | | \$ (1,516,743) |
| 46 | 26 | Computation of tax: | | |
| 47 | 27 | | | |
| 48 | 28 | Pre Tax Income | | \$ 1,777,615 |
| 49 | 29 | | | |
| 50 | 30 | New Hampshire Business Profits Tax @ 8.5% | | \$ 244,743 |
| 51 | 31 | Federal Income Tax @ 34% | | \$ 817,063 |
| 52 | 32 | | | |
| 53 | 33 | Amortization of Investment Tax Credit | | \$ (33,036) |
| 54 | 34 | | | |
| 55 | 35 | Mass Excise Tax | | \$ - |
| 56 | 36 | | | |
| 57 | 37 | Total Income Taxes | | \$ 1,028,770 |

| | A | B |
|----|--|----------------|
| 1 | Pennichuck Water Works, Inc | |
| 2 | Analysis of Income Tax Provisions for PWW | |
| 3 | For the Twelve Months Ended December 31, 2021 | |
| 4 | | PWW |
| 5 | (a) YTD Net Income (Loss) | \$ 1,877,467 |
| 6 | Adjustment for permanent Book/Tax Differences: | |
| 7 | 50% of meals and entertainment expenses | \$ (1,308) |
| 8 | Amortization of MARA | \$ 2,040,832 |
| 9 | Disqualifying Dispositions (ISO's) | \$ 6,303 |
| 10 | | |
| 11 | NH book taxable income (loss) | \$ 3,923,294 |
| 12 | | |
| 13 | (b) NHBPT 7.7% (adj for credit by entity) - benefit (provision) | \$ (302,094) |
| 14 | | |
| 15 | Federal book taxable income (loss) | \$ 3,621,200 |
| 16 | | |
| 17 | Federal tax at 21% | \$ (760,452) |
| 18 | Plus: amortization of ITC | \$ (33,036) |
| 19 | (c) Net Federal Tax Provision - benefit (provision) | \$ (793,488) |
| 20 | | |
| 21 | Net Income (a)+(b)+(c) | \$ 781,885 |
| 22 | | |
| 28 | <u>Bifurcation of Provision for Miscellaneous Non-utility Expense</u> | |
| 29 | | |
| 30 | (a) Non-Utility Expense - gross | \$ - |
| 31 | (b) NHBPT 7.7% (adj credit by entity) - benefit (provision) | \$ - |
| 32 | Federal book taxable income (loss) | \$ - |
| 33 | (c) Federal tax at 21% - benefit (provision) | \$ - |
| 34 | Net Non-Utility Expense (a)+(b)+(c) | \$ - |
| 35 | | |
| 38 | Total Federal Benefit (Provision) | \$ (793,488) |
| 39 | Less: Federal Benefit applicable to Non-utility Expense (netted against that val | \$ - |
| 40 | Less: ITC credit | \$ (33,036) |
| 41 | (A) Net Federal Provision included in Operating Expenses | \$ (826,524) |
| 42 | | |
| 43 | Total State Benefit (Provision) | \$ (302,094) |
| 44 | Less: State Benefit applicable to Non-utility Expense (netted against that value | \$ - |
| 45 | (B) Net State Provision included in Operating Expenses | \$ (302,094) |
| 46 | | |
| 47 | | |
| 48 | (A) Net Federal Provision included in Operating Expenses | \$ (826,524) |
| 49 | Less: Change in Federal deferred taxes 12/31/18 versus 12/31/17 | \$ (6,134,420) |
| 50 | Net Amount applicable to current taxes | \$ 5,307,896 |
| 51 | | |
| 52 | | |
| 53 | (B) Net State Provision included in Operating Expenses | \$ (302,094) |
| 54 | Less: Change in State deferred taxes 12/31/18 versus 12/31/17 | \$ (324,841) |
| 55 | Net Amount applicable to current taxes | \$ 22,748 |
| 56 | | |

TAB 18

PAC

Detailed Tax Factor Computation

Puc 1604.01(a)(4)

**Computation of Detailed Tax Factor
Pittsfield Aqueduct, Inc.
December 31, 2022**

REFER TO 1604.06 SCI

Provided pursuant to NHPUC Rule 1604.01(4)

| | |
|---|----------------------|
| Taxable Income | 100.00% |
| Less: NH Business Profits Tax | <u>7.60%</u> |
| Federal Taxable Income | 92.40% |
| Federal Income Tax Rate | <u>21.00%</u> |
| Effective Federal Income Tax Rate | 19.40% |
| Add: NH Business Profits Tax | <u>7.60%</u> |
| Effective Tax Rate | <u><u>27.00%</u></u> |
| Percent of Income Available if No Tax | 100.00% |
| Effective Tax Rate | <u>27.00%</u> |
| Percent Used as a Divisor in Determining the Revenue Requirement | <u><u>73.00%</u></u> |

I 1 Attach G

TAB 18

PEU

Detailed Tax Factor Computation

Puc 1604.01(a)(4)

**Computation of Detailed Tax Factor
Pennichuck East Utility, Inc.
December 31, 2022**

Provided pursuant to NHPUC Rule 1604.01(a)(4)

| | |
|---|----------------------|
| Taxable Income | 100.00% |
| Less: NH Business Profits Tax | <u>7.60%</u> |
| Federal Taxable Income | 92.40% |
| Federal Income Tax Rate | <u>21.00%</u> |
| Effective Federal Income Tax Rate | 19.40% |
| Add: NH Business Profits Tax | <u>7.60%</u> |
| Effective Tax Rate | <u><u>27.00%</u></u> |
| Percent of Income Available if No Tax | 100.00% |
| Effective Tax Rate | <u>27.00%</u> |
| Percent Used as a Divisor in Determining the Revenue Requirement | <u><u>73.00%</u></u> |

TAB 18

PWW

Detailed Tax Factor Computation

Puc 1604.01(a)(4)

Pennichuck Water Works, Inc.
Computation of Detailed Tax Factor
For the Twelve Months Ended December 31, 2022

Provided pursuant to NHPUC Rule 1604.01(4)

| | |
|---|----------------------|
| Taxable Income | 100.00% |
| Less: NH Business Profits Tax | <u>7.60%</u> |
| Federal Taxable Income | 92.40% |
| Federal Income Tax Rate | <u>21.00%</u> |
| Effective Federal Income Tax Rate | 19.40% |
| Add: NH Business Profits Tax | <u>7.60%</u> |
| Effective Tax Rate | <u><u>27.00%</u></u> |
| | |
| Percent of Income Available if No Tax | 100.00% |
| Effective Tax Rate | <u>27.00%</u> |
| | |
| Percent Used as a Divisor in Determining the Revenue Requirement | <u><u>73.00%</u></u> |

TAB 19

Detailed Charitable Contributions

Puc 1604.01(a)(5)

This data does not exist because the Company does not make charitable contributions

TAB 20

List of Advertising

Puc 1604.01(a)(6)

This information does not exist

TAB 21

Most Recent Cost of Service Study

(See Tab 10)

Puc 1604.01(a)(7)

TAB 22

PAC

Most Recent Construction Budget

Puc 1604.01(a)(8)

Pittsfield Aqueduct Company, Inc.
 Capital and Construction Budget 2023

Provided pursuant to NHPUC Rule 1604.01(8)

| | | Project Description | Total 2022 incl O/H |
|---|--|---|---------------------|
| Engineering | | Subtotal 2022 Carryover/Multi-year Projects | - |
| Engineering | <u>New 2023 Projects</u> Pittsfield | 500,000 Gallon Tank (Design) | 50.00 |
| | | Total 2023 Capital Projects Budget including 2019 carryover | 50.00 |
| | | Work Description | Total 2022 incl O/H |
| T&D | <u>2022 Carryover/Multi-year Projects</u> | Subtotal 2022 Carryover/Multi-year Projects | - |
| T&D | <u>New 2023 Projects</u> | | |
| T&D | New Services (1) | New Services (1) | 5.00 |
| T&D | Renewed Services (2) | Renewed Services (2) | 11.00 |
| T&D | Hydrants (2) | Hydrants (2) | 12.00 |
| T&D | Gates (2) | New Gates installation (2) | 8.00 |
| T&D | Radios (10) | Replace failed Radios (10) | 1.00 |
| T&D | 2022 Radios (90) | Year 2 of 7 year replacement of all PEU radios (all initial radios installed in 2022) | 12.00 |
| T&D | Meters 5/8"-6" New(1) Replace Failed (6) | Meters 5/8"-6" New Meters - PAC (7) | 0.70 |
| | | | - |
| | | Subtotal New 2023 Projects | 49.70 |
| | | Total 2023 Capital Projects Budget including 2022 carryover | 49.70 |
| | | Work Description | Total 2022 incl O/H |
| Water Supply | <u>2022 Carryover/Multi-year Projects</u> | n/a | - |
| | | Subtotal 2022 Carryover/Multi-year Projects | - |
| Water Supply | <u>New 2023 Projects</u> | | |
| Water Supply | Misc. structural improvements | Misc. structural improvements | 10.00 |
| Water Supply | PAC lab/Process equipment | PAC lab/Process equipment | 10.00 |
| Water Supply | DBP treatment | DBP treatment | 100.00 |
| Water Supply | Replace SCADA node | Replace SCADA node | 15.00 |
| Water Supply | | | |
| | | Subtotal New 2023 Projects | 135.00 |
| | | Total 2023 Capital Projects Budget including 2019 carryover | 135.00 |
| 2022 Carryover/Multi-year Projects - Total PAC | | | - |
| New 2023 Projects - Total PAC | | | 234.70 |
| Total Capital Budget - PAC | | | 234.70 |

TAB 22

PEU

Most Recent Construction Budget

Puc 1604.01(a)(8)

Pennichuck East Utilities, Inc.
 2022 Projected Capital Expenditures
 DW 23-013

Provided pursuant to NHPUC Rule 1604.01(a)(22)

| Project Name /Description | Project Description | Projected 2023 Capex | Source of Funds |
|--|--|----------------------|-----------------|
| Londonderry System Improvements | 1.25 MG Tank, 16 Inch Transmission Main, & 3,500 gpm Booster Station | \$ 600,000 | CoBank |
| Sunrise Estates - Middleton NH | Station and Storage Tank Replacement | \$ 500,000 | CoBank |
| Gage Hill - Pelham | Water Main Replacement Replace Approx. 4800 LF of 2 PE with 4 inch C-900 PVC - Pavi | \$ 700,000 | CoBank |
| Investment in Developer Services | 1x Annual Revenue | \$ 150,000 | CoBank |
| Booster Pump replacement/rebuild | Booster Pump replacement/rebuild | \$ 40,000 | CoBank |
| Well Pump replacements | Well Pump replacements | \$ 40,000 | CoBank |
| Chemical Feed pump replacements | Chemical Feed pump replacements | \$ 10,000 | CoBank |
| Install/replace treatment systems in small CWS (PFOA/Mn/Arsenic treatment systems) | Install/replace treatment systems in small CWS (supplemental Arsenic treatment systems) | \$ 50,000 | CoBank |
| Misc. Structural Improvements | Misc. Structural Improvements - roof re-build/repair W and E, Harvest Village, Castle Reac | \$ 50,000 | CoBank |
| Miscellaneous Fencing and Security projects | Miscellaneous Fencing and Security projects | \$ 10,000 | CoBank |
| Miscellaneous SCADA/Electrical | Miscellaneous SCADA/Electrical | \$ 40,000 | CoBank |
| Well Rehabilitation | Well Rehabilitation | \$ 60,000 | CoBank |
| Install web based communication equipment, 4 locations | Install web based communication equipment, 4 locations | \$ 20,000 | CoBank |
| New Services (5) | Single Family, Owner Build, New Homes | \$ 30,000 | CoBank |
| Renewed Services (20) | Replacement of failed services (5) | \$ 30,000 | CoBank |
| Renewed Services - Locke Lake (15) | Renewal of Main to Stop portion of servicesin Locke Lake per DES Order (15) | \$ 90,000 | CoBank |
| Hydrants (5) | Replacement of non functional hydrants (5) | \$ 30,000 | CoBank |
| Gates (10) | Replacement of Failed Gate Valves (10) | \$ 40,000 | CoBank |
| Radios - PFOA (50) | New Radios for PFOA customers (50) | \$ 6,000 | CoBank |
| Radios (150) | New Customers (150) | \$ 18,000 | CoBank |
| New meters for new customers (150) | New meters for new customers (150) | \$ 19,000 | CoBank |
| New Meter - PFOA (50) | New Metere for PFOA Customers (50) | \$ 6,250 | CoBank |
| Replacement of failed meters (50) | Replacement of failed meters (50) | \$ 6,250 | CoBank |
| Meters 5/8"-6" Lead Meter Exchange - PEU (400) | Replace High lead brass meter with new no lead brass meter (400) | \$ 50,000 | CoBank |
| 2023 Radios (700) | Year 3 of 10 year replacement of all PEU radios (all initial radios installed in 2007) (700) | \$ 91,000 | CoBank |
| Interest on CoBank FALOC | Short term interest from 8/1/2023 - 7/31/2024 | \$ 14,100 | CoBank |

Pennichuck East Utilities Projected 2023 Total Capital Expenditure Budget - \$ 2,700,600

Pennichuck East Utilities, Inc.
 2022 Projected Capital Expenditures
 DW 23-013

Provided pursuant to NHPUC Rule 1604.01(a)(22)

| Project Name/Description | Project Description | Projected 2024 Capex | Financing Docket No. |
|--|--|----------------------|----------------------|
| New Services (5) | Single Family, Owner Build, New Homes | \$ 30,000 | CoBank |
| Renewed Services (20) | Replacement of failed services (5) | \$ 30,000 | CoBank |
| Renewed Services - Locke Lake (15) | Renewal of Main to Stop portion of services in Locke Lake per DES Order (15) | \$ 90,000 | CoBank |
| Hydrants (5) | Replacement of non functional hydrants (5) | \$ 30,000 | CoBank |
| Gates (10) | Replacement of Failed Gate Valves (10) | \$ 40,000 | CoBank |
| Radios - PFOA (50) | New Radios for PFOA customers (50) | \$ 6,000 | CoBank |
| Radios (150) | New Customers (150) | \$ 18,000 | CoBank |
| New meters for new customers (150) | New meters for new customers (150) | \$ 19,000 | CoBank |
| New Meter - PFOA (50) | New Meter for PFOA Customers (50) | \$ 6,250 | CoBank |
| Replacement of failed meters (50) | Replacement of failed meters (50) | \$ 6,250 | CoBank |
| Meters 5/8"-6" Lead Meter Exchange - PEU (400) | Replace High lead brass meter with new no lead brass meter (400) | \$ 50,000 | CoBank |
| 2024 Radios (700) | Year 4 of 10 year replacement of all PEU radios (all initial radios installed in 2007) (700) | \$ 91,000 | CoBank |
| Londondery System Improvements | 1.25 MG Tank, 16 Inch Transmission Main, & 3,500 gpm Booster Station | \$ 1,100,000 | CoBank |
| Investment in Developer Services | 1x Annual Revenue | \$ 150,000 | CoBank |
| Booster Pump replacement/rebuild | Booster Pump replacement/rebuild | \$ 40,000 | CoBank |
| Well Pump replacements | Well Pump replacements | \$ 40,000 | CoBank |
| Chemical Feed pump replacements | Chemical Feed pump replacements | \$ 10,000 | CoBank |
| Install/replace treatment systems in small CWS | Install/replace treatment systems in small CWS | \$ 25,000 | CoBank |
| Misc. Structural Improvements | Misc. Structural Improvements | \$ 20,000 | CoBank |
| Miscellaneous Fencing and Security projects | Miscellaneous Fencing and Security projects | \$ 10,000 | CoBank |
| Miscellaneous SCADA/Electrical | Miscellaneous SCADA/Electrical | \$ 40,000 | CoBank |
| Well Rehabilitation | Well Rehabilitation | \$ 60,000 | CoBank |
| Web based Communications 3 locations | Web based Communications 3 locations | \$ 18,000 | CoBank |
| Interest on CoBank FALOC | Short term interest from 8/1/2024 - 7/31/2025 | \$ 14,100 | CoBank |

Pennichuck East Utilities Projected 2024 Total Capital Expenditure Budget - \$ 1,943,600

TAB 22

PWW

Most Recent Construction Budget

Puc 1604.01(a)(8)

| Department | | Project Description | (000's) Total 2023 Budget incl O/H |
|-------------|--|--|--|
| | 2022 Carryover/Multi-year Projects | | |
| T&D | Replacement Dump Truck | New Dump Truck to Replace #7, 2009 Peterbuilt 335, 100K Miles, 6000 hrs Continuous High Maintenance, suspension issues, electrical is | 225 |
| | Subtotal 2022 Carryover/Multi-year Projects | | 225 |
| | New 2023 Projects | | |
| T&D | 2023 New Services (10) | Single Family, Owner Build, New Homes | 50 |
| T&D | 2023 Renewed Services (20) | Replacement of Failed Services | 110 |
| T&D | 2023 Hydrants (10) | Replacement of non functional hydrants | 60 |
| T&D | 2023 Gates (20) | Replacement of Failed Gate Valves | 80 |
| T&D | 2023 Radios (200) | New Radios for new customers (200) | 25 |
| T&D | 2023 Radios (2800) | Yr 3 of 10 Replacement of all PWW Radios installed in 2007 (2800) by contractor | 364 |
| T&D | 2023 Meters (Growth) 5/8"-2" - Core & CWS (TBD) | New meters for new customers (200). Replacement of failed meters(200) | 50 |
| T&D | 2023 Meter - PFOA (25) | New Meters for PFOA customers (25) | 3 |
| T&D | Replacement Utility Truck | New Utility Truck to replace existing high mileage/maintenance vehicles #84 2014 Ford F350 100K+ miles, body rot | 85 |
| T&D | Replacement Utility Truck | New Utility Truck to replace existing high mileage/maintenance vehicles #9 2014 Ford F350 110K+ miles, body rot | 85 |
| T&D | Replacement 1/2 Ton Pickup | New Full Sized Pickup to Replace existing Veh #22 2013 Chevy Equinox w/150K miles that has been retired due to not passing inspection | 55 |
| T&D | Replacement 1/2 Ton Pickup | New Full Sized Pickup to replace Disconnect Vehicle #346 - 2017 Chevy Express 2500 Van w/67K miles - that will become Hydrant Painting Van | 55 |
| T&D | Protectus Meter Upgrade | Protectus Meter Upgrade | 30 |
| T&D | Miscellaneous Construction Equipment | Miscellaneous Construction Equipment | 50 |
| T&D | Replacement Foreman's Truck Truck | New Foreman's Truck to replace #357- 2018 Kenworth T170, 6K Hrs, 70K Miles - Continuous maintenance, electrical issues, compressor needs to be replaced, No onboard air system, underpowered engine. | 275 |
| T&D | Ford Meter Test Bench Upgrade | Upgrade of Ford Meter Test Bench to replace failed computer components and associated hardware fittings | 90 |
| T&D | N360 Meter Reading Upgrade | Upgrade of Hardware & Software needed as part of the N360 meter reading upgrade - 13 R900 Belt Clip Tranceivers, 3 MRX920 Mobile Data Collectors, N360 Software subscription for 38K customers. | 155 |
| | Subtotal New 2023 Projects | | 1,622 |
| | Total 2023 Capital Projects Budget | | 1,847 |
| | 2022 Carryover/Multi-year Projects | | |
| | | Work Description | |
| | | Projects Bid on 2022 for 2023 Construction | |
| Engineering | Swan Street | Replacing 160 LF of 1953 2" main with 4" PVC | 62 |
| Engineering | Chapman St. | Replacing 160 LF of 1948 1.25" main with 4" PVC | 62 |
| Engineering | Cote Ave | Replacing 470 LF of 1938 8" CI main with 8" DI | 189 |
| Engineering | Savoy St. | Replacing 140 LF of 1947 1.25" main with 6" DI | 62 |
| Engineering | Walnut St. | Replacing 1450 LF of 1888-1951 6" CI main with 12" DI | 630 |
| Engineering | Salem St. | Replacing 1450 LF of 1888-1927 4" & 6" CI main with 6" DI | 315 |
| Engineering | Dawn St. | Replacing 450 LF of 1954 1.5" & 2" main with 4" PVC | 159 |
| Engineering | Amory St. | Replacing 570 LF of 1887 8" CI main with 12" DI | 256 |
| Engineering | Union St. | Replacing 520 LF of 1909-1978 1.25"-4" main with 12" DI | 237 |
| Engineering | Berkeley St. | Replacing 3080 LF of 1888-1912 6" CI main with 8" DI | 1,183 |
| Engineering | Temple St. | Replacing 975 LF of 1888 8" CI main with 12" DI | 432 |
| Engineering | Raymond St. | Replacing 2300 LF of 1887 8" CI main with 8" DI | 879 |
| Engineering | Hanover St. | Replacing 840 LF of 1888 4" CI main with 8" DI | 636 |
| Engineering | Blossom St. | Replacing 2395 LF of 1893-1916 4" & 6" CI main with 8" DI | 919 |
| Engineering | Other Pipeline Projects | | |
| Engineering | Kendrick Street | Carry over shared paving cost with City of Nashua - Spring 2023 | 12 |
| Engineering | Kessler Farm Tank - landscape items | 10+/- trees died and need replaced in spring 2023 - funds held in retainage until complete | 10 |
| Engineering | NH Rte. 101A - Amherst, NH | Project delayed until 2023 (Total cost less DOT) | 550 |

| | | | (000's) Total 2023 Budget incl O/H |
|--|---|--|--|
| Department | | Project Description | |
| Engineering | Twin Ridge Interconnection | 150 of 8" DI with Meter Vault plus Station Demolition and Well Abandonment | 270 |
| Engineering | Sweet Hill Interconnection | 1600 LF of new 4 inch PVC watermain and Treatment Equipment | 420 |
| Engineering | Coburn Avenue HP Water Main | Create new HP area with 1600 LF of Water Main and Check Valves | 800 |
| Engineering | Coburn Avenue HP Booster Station | New Domestic flow and pressure booster station | 550 |
| Subtotal 2022 Carryover/Multi-year Projects | | | 8,630 |
| <u>New 2023 Projects</u> | | <u>Work Description</u> | |
| Engineering | Misc. Nashua, NH Emergency Sewer | Projects associated with the City of Nashua Sewer Replacement program (Design) | 400 |
| | | Engineering Design & Bidding Only - Construction in 2024 | |
| | Ferson St. | Replacing 430 LF of 1931-1938 8" CI main with 12" DI | 199 |
| Engineering | W. Otterson St. | Replacing 260 LF of 1936 8" CI main with 8" DI | 107 |
| Engineering | Ritter St. | Replacing 210 LF of 1893 6" CI main with 8" DI | 88 |
| Engineering | Dexter St. | Replacing 1885 LF of 1941-1949 6" & 8" CI main with 8" DI | 731 |
| Engineering | Thomas St. | Replacing 420 LF of 1908-1926 6" CI main with 6" DI | 161 |
| Engineering | Sawyer St. | Replacing 1620 LF of 1896-1907 6" CI main with 8" DI | 609 |
| Engineering | Balcom St. | Replacing 1225 LF of 1911-1923 8" CI main with 8" DI | 476 |
| Engineering | Crown St. | Replacing 225 LF of 1901 6" CI main with 8" DI | 95 |
| Engineering | Hobbs Ave | Replacing 490 LF of 1906 6" CI main with 8" DI | 194 |
| Engineering | Palm St. | Replacing 420 LF of 1890 4" CI main with 6" DI | 162 |
| Engineering | Elm St. | Replacing 330 LF of 1892 6" CI main with 8" DI | 135 |
| Engineering | Newbury St. | Replacing 2250 LF of 1888-1940 6" & 8" CI main with 8" DI | 866 |
| Engineering | McKean St. | Replacing 1690 LF of 1888 6" CI main with 8" DI | 653 |
| Engineering | Coburn Woods | Replacing remaining 2" PE mains that were not completed in 2021 | 1,850 |
| | | Transferred 2024 Projects Design, Bid, & Construction in 2023 | |
| Engineering | Jones Ct | Replacing 180 LF of 1.5 inch Galv with 4inch PVC | 66 |
| Engineering | Troy St. | Abandon Replacing 290 LF of 1.5" & 2" | 27 |
| Engineering | Broadview Ave | Replacing 435 feet of 1.5 & 8 inch with 4 inch PVC & 8 inch DI | 168 |
| Engineering | Ritter St. | Replacing 210 LF of 1893 6" CI main with 8" DI | 88 |
| Engineering | Dexter St. | Replacing 1885 LF of 1941-1949 6" & 8" CI main with 8" DI | 731 |
| Engineering | Crown St. | Replacing 225 LF of 1901 6" CI main with 8" DI | 95 |
| Engineering | Hobbs Ave | Replacing 490 LF of 1906 6" CI main with 8" DI | 194 |
| Engineering | Elm St. | Replacing 330 LF of 1892 6" CI main with 8" DI | 135 |
| Engineering | Newbury St. | Replacing 2250 LF of 1888-1940 6" & 8" CI main with 8" DI | 866 |
| Engineering | Water Treatment Facility Chemical Feed and Storage | Final Design, Permitting and Bidding | 13,000 |
| Engineering | English Woods Alternative Source Interconnection | Interconnection of the English Woods Station to the Donald Street Area with building expansion to remove chloramines | 350 |
| Engineering | PWW RRA- ERP | Implement Recommendations Evaluated in 2021 | 400 |
| Engineering | Trimble GPS and Water (flow, level, quality) Monitoring Equipment | Level Monitors, Pressure Monitors and Flow Monitors | 40 |
| Engineering | Engineering Vehicle | SUV Replaces 2010 SUV #33 with over 118,000 miles. Deferred from 2022 | 30 |
| Engineering | Engineering Vehicle | SUV Replaces (#34) 2010 with over 196,000 miles. Deferred from 2022 | 30 |
| Engineering | Merrimack River Watershed Council | Grant Match with other Stakeholders \$40k year 2 of 5. | 40 |
| Engineering | Investment in Developer Services | 1x Annual Revenue | 100 |
| Subtotal New 2023 Projects | | | 23,084 |
| Total 2023 Capital Projects Budget | | | 31,714 |

| Department | | Project Description | (000's) Total 2023 Budget incl O/H |
|--|--|--|--|
| | | | Total Budgeted Amount (including O/H) |
| <u>2022 Carryover/Multi-year Projects</u> | | | |
| | | | - |
| <u>New 2023 Projects</u> | | | |
| Water Supply | Booster Pump replacement/rebuild | Booster Pump replacement/rebuild | 40 |
| Water Supply | Well Pump replacements | Well Pump replacements | 25 |
| Water Supply | Chemical Feed pump replacements | Chemical Feed pump replacements | 10 |
| Water Supply | Replace Radio Comms, various stations | Replace Radio Comms, various stations | 25 |
| Water Supply | Replace Roof, backwash return pump station | Replace Roof, backwash return pump station | 20 |
| Water Supply | Misc. Structural Improvements | Misc. Structural Improvements | 30 |
| Water Supply | Miscellaneous Equipment Purchased | Miscellaneous Equipment Purchased | 30 |
| Water Supply | Miscellaneous SCADA/Electrical | Miscellaneous SCADA/Electrical | 60 |
| Water Supply | Rebuild 1 High lift/Intermediate pump | Rebuild 1 High lift/Intermediate pump | 50 |
| Water Supply | WTP Structural/HVAC | WTP Structural/HVAC | 60 |
| Water Supply | Purchase new lab equipment | Purchase new lab equipment | 20 |
| Water Supply | Miscellaneous Fencing and Security projects | Miscellaneous Fencing and Security projects | 10 |
| Water Supply | vehicle replacement | vehicle replacement #39, 2012 w/ 120,000 + miles | 60 |
| Water Supply | vehicle replacement | vehicle replacement #40 2014 w/>100K miles, rust | 55 |
| Water Supply | Re-paint FWPS ceiling | Re-paint FWPS ceiling | 40 |
| Water Supply | Replace 6 filter turbidimeters (manufacturer no longer supports current units) | Replace 6 filter turbidimeters (manufacturer no longer supports current units) | 30 |
| Water Supply | Replace Filter Media 5A thru 6B | Replace Filter Media 5A thru 6B | 600 |
| | | Subtotal New 2023 Projects | 1,165 |
| | | Total 2023 Capital Projects Budget | 1,165 |
| | | | Total Budgeted Amount (including O/H) |
| <u>2022 Carryover/Multi-year Projects</u> | | | |
| IT | Cameras for WTP | Cameras for WTP | 106.00 |
| | ESRI Utility Network | ESRI Utility Network | 253.00 |
| | | Subtotal 2022 Carryover/Multi-year Projects | 359.00 |
| <u>New 2023 Projects</u> | | | |
| IT | Distribution Intercom and Camera update addition | There is a need at this facility to have multiple intercom updates since the original system was installed and an update to the camera DVR system that is not under maintenance and should be updated due to age. | 75 |
| IT | SEIM | On premise appliance that will sift through server logs looking for anomalies and notify IT of issues. | 40 |
| IT | Replacement server for Nova | This server is one of 2 servers that were replaced in 2017. This replacement will flatten out our replacements over the next few years. Otherwise, this system and its sister will need to be replaced in 2024 because they will be 7 years old. | 40 |
| IT | IT User Hardware | Replacement Desktop Hardware for Jason, and Laptop for Steve | 6 |
| IT | Clicksoft Replacement Project | Due to the retirement of ClickSoft by the vendor, a replacement must be purchased and implemented. | 343 |
| IT | iPad replacements | Replacement of iPad hardware as it becomes obsolete for field use. | 55 |
| IT | DoForms Replacement/Clarios | Replace Existing DoForms with Clarios Data collection for WTP field staff | 40 |
| IT | Miscellaneous Software | Miscellaneous Software | 14 |

| Department | | Project Description | (000's) Total 2023 Budget incl O/H |
|------------|------------------------|---|--|
| IT | Miscellaneous Hardware | Miscellaneous Hardware | 22 |
| | | Subtotal New 2023 Projects | 635.00 |
| | | Total 2023 Capital Projects Budget | 994.00 |

| | |
|---|-------------------------|
| 2022 Carryover/Multi-year Projects - Total PWW | <u>9,213.60</u> |
| New 2023 Projects - Total PWW | <u>26,506.00</u> |
| Total Capital Budget - PWW | <u><u>35,719.60</u></u> |

TAB 23

Chart of Accounts if Different than NHPUC

Puc 1604.01(a)(9)

This information does not exist

TAB 24

Securities and Exchange Commission 10K and 10Q

Puc 1604.01(a)(10)

This information does not exist

TAB 25

Membership Fees, Dues and Lobbying Expenses

Puc 1604.01(a)(11)

**Pennichuck Water Works, Inc.
Memberships
Charged to Account 930101-001
For the Year Ended December 31, 2022**

Provided pursuant to NHPUC Rule 1604.01(11)

| Date | Vendor: Name | Description | Amount |
|--------------|--|--|-------------------------------|
| 12/31/22 | American Express | Memberships | \$ 7,898 |
| 12/31/22 | American Water Works Association | Membership to AWWA | \$ 6,807 |
| 12/31/22 | Greater Nashua Chamber of Commerce | Membership to Greater Nashua Chamber of Commerce | \$ 850 |
| 12/31/22 | MAHRA Annual Membership | MAHRA Annual Membership | \$ 75 |
| 12/31/22 | NAWIC | Memberships | \$ 270 |
| 12/31/22 | New Hampshire Water Works Association | Utility Membership | \$ 4,402 |
| 12/31/22 | Progressive Business Publications | 1 Yr. AP Newsletter | \$ 330 |
| 12/31/22 | Society for Human Resources Management | Annual Membership Fee | \$ 299 |
| 12/31/22 | Survey Group | Membership to the Survey Group | \$ 3,000 |
| 12/31/22 | URISA Membership | Memberships | \$ 195 |
| 12/31/22 | Water Research Foundation Membership | Membership to Water Research Foundation | \$ 10,737 |
| Total | | | <u><u>\$34,863</u></u> |

| Prepaid Expenses | Invoice Date | Contract Amount | Monthly Amount | Begin Date |
|---|--------------|-----------------|----------------|------------|
| Balance Forward | | | | |
| Health Ins - PP - Group (Harvard Pilgrim) | | | | |
| Health Ins - Expensed | | | | |
| Health Ins - PP - Early Retirees | | | | |
| Health Ins - Early Retirees - Expensed | | | | |
| Dental Ins - Prepaid (Metlife) | | | | |
| Dental Ins - Expensed | | | | |
| Vision Ins - Expensed | | | | |
| Reliance Standard Life Ins Co-Prepaid | | | | VAI82557 |
| Reliance Standard Life Ins Co-Expensed | | | | VAI82557 |
| Reliance Standard Life Ins Co-Prepaid | | | | GL652332 |
| Reliance Standard Life Ins Co-Expensed | | | | expe |
| Reliance Standard Life Ins Co-Expensed | | | | expe |
| Reliance Standard Life Ins Co-Expensed | | | | expe |
| Reliance Standard Life Ins Co-Expensed | | | | expe |
| MassMutual-Group APM-201122 | | | | following |
| MassMutual-Group APM-201122-EXPENSED | | | | following |
| Banner Life Insurance - L. Goodhue | 02/03/21 | 4,634.22 | 386.19 | 2/3/21 |
| Banner Life Insurance - L. Goodhue | 01/12/22 | 4,634.22 | 386.19 | 2/4/22 |
| Benistar Benefit Program (Retiree) Ppd | | | | Monthly |
| Benistar Benefit Program (Retiree) Exp | | | | Monthly |
| Anthem EAP | 12/1/21 | 1,267.50 | 211.25 | 12/1/21 |
| Alldata - A Brown AMEX | 9/8/21 | 1,260.00 | 105.00 | 6/17/21 |

| | | | | |
|--|----------|----------|--------|----------|
| Alldata - A Brown AMEX | 09/01/22 | 1,260.00 | 105.00 | 09/01/22 |
| AMEX-Greenwood-Doforms | 04/01/20 | 899.55 | 37.48 | 05/01/20 |
| AMEX-Boisvert-URISA Membership-JGuarneri | 04/01/21 | 195.00 | 16.25 | 03/01/21 |
| AMEX-DeRoche - SHRM Membership | 04/01/21 | 219.00 | 18.25 | 05/01/21 |
| AMEX-DeRoche - AMA Seminars-1 year | 05/13/21 | 9,995.00 | 832.92 | 06/01/21 |
| AMEX-DeRoche MAHRA Membership | 06/11/21 | 75.00 | 6.25 | 07/01/21 |
| AMEX-DeRoche-UNH Training for Tara G | 11/08/21 | 189.00 | | 01/01/22 |
| AMEX-Dware-AWWA Membership | 01/27/22 | 7,180.00 | 598.33 | 05/01/22 |
| AMEX-Boisvert-Charding - Conf. | 03/07/22 | 206.10 | | 04/01/22 |
| AMEX-C Castle-Training | 02/25/22 | 408.00 | | 05/01/22 |
| AMEX-UNH-Mgt Workers Comp | 02/25/22 | 189.00 | | 04/01/22 |
| AMEX-Greenwood | 04/04/22 | 500.00 | | |
| AMEX-Ware | 04/04/22 | 3,315.00 | | |
| AMEX-Deroche | 04/04/22 | 125.00 | | 05/01/22 |
| AMEX-Mderoche - SHRM Membership | 04/25/22 | 229.00 | 19.08 | 05/01/22 |
| AMEX-Castle-S Bausha Training GSRWA | 06/13/22 | 102.00 | | 10/01/22 |
| AMEX-Mderoche - UNH Fall Career Fair | 06/10/22 | 1,950.00 | 0.00 | 09/01/22 |
| AMEX-Mderoche - Nashua Country Club | 06/21/22 | 250.00 | 0.00 | 10/01/22 |
| AMEX-Sgreenwood - Conference | 07/25/22 | 857.94 | 0.00 | 12/01/22 |
| AMEX-Abrown - Conference | 07/14/22 | 940.00 | 0.00 | 09/01/22 |
| AMEX-JBoisvert - Airfare | 12/05/22 | 1,365.20 | 0.00 | 02/01/23 |
| AMEX-JBoisvert - NEWWA Meeting | 11/30/22 | 85.00 | 0.00 | dec |
| American Management Assoc. | 05/13/22 | 279.00 | | 11/01/22 |
| American Water Works - Membership | 01/29/21 | 6,807.00 | 567.25 | 05/01/21 |
| Arcsource | 08/31/21 | 319.20 | 26.60 | 09/01/21 |
| BK Systems | 02/01/21 | 475.00 | 39.58 | 2/1/21 |
| BK Systems | | 595.00 | 49.58 | 1/1/22 |
| BK Systems | 11/10/22 | 595.00 | 49.58 | 1/1/23 |
| BK Systems | 12/01/22 | 475.00 | 39.58 | 2/1/23 |
| BNY - MELLON - BFAPENWAT18 | 04/06/21 | 2,700.00 | 225.00 | 4/4/21 |
| BNY - MELLON - BFAPENWAT18B | 04/06/21 | 2,300.00 | 191.67 | 4/4/21 |
| BNY - MELLON - BFAPENWAT19 | 04/06/21 | 2,700.00 | 225.00 | 4/4/21 |
| BNY - MELLON | 05/06/21 | 2,700.00 | 225.00 | 5/1/21 |
| BNY - MELLON | 05/06/21 | 2,300.00 | 191.67 | 5/1/21 |
| BNY - MELLON | 09/10/21 | 1,000.00 | 83.33 | 9/1/21 |
| BNY - MELLON | 09/10/21 | 1,000.00 | 83.33 | 9/1/21 |
| BNY - MELLON | 10/07/21 | 2,000.00 | 166.67 | 10/1/21 |

| | | | | |
|---|----------|-----------|--------|----------|
| BNY - MELLON | 12/15/21 | 2,200.00 | 183.33 | 12/15/21 |
| BNY - MELLON | 04/07/22 | 2,700.00 | 225.00 | 4/1/22 |
| BNY - MELLON | 04/07/22 | 2,300.00 | 191.67 | 4/1/22 |
| BNY - MELLON | 04/07/22 | 2,700.00 | 225.00 | 4/4/22 |
| BNY - MELLON | 04/07/22 | 2,300.00 | 191.67 | 4/4/22 |
| BNY - MELLON | 04/07/22 | 2,700.00 | 225.00 | 4/4/22 |
| BNY - MELLON | 05/10/22 | 2,700.00 | 225.00 | 5/1/22 |
| BNY - MELLON | 05/10/22 | 2,300.00 | 191.67 | 5/1/22 |
| BNY - MELLON | 09/01/22 | 1,000.00 | 83.33 | 9/1/22 |
| BNY - MELLON | 09/01/22 | 1,000.00 | 83.33 | 9/1/22 |
| BNY - MELLON | 12/15/22 | 2,200.00 | 183.33 | 12/15/22 |
| CAC Mechanical Svs-Preventive Maint. | 02/20/21 | 1,878.00 | 156.50 | 2/1/21 |
| CAC Mechanical Svs-Preventive Maint. | 08/27/21 | 782.50 | 156.50 | 2/1/21 |
| CAC Mechanical Svs-Preventive Maint. | 02/21/22 | 1,878.00 | 156.50 | 2/1/22 |
| CAC Mechanical Svs-Preventive Maint. | 09/09/22 | 1,878.00 | 156.50 | 2/1/22 |
| Clear Company | 12/14/22 | 1,500.00 | 125.00 | 12/14/22 |
| Commercial Driving School - J Duchesneau | 09/09/22 | 5,200.00 | | Oct 1/2 |
| Commercial Driving School - J Labonte | 09/12/22 | 5,200.00 | | Nov |
| Commercial Driving School - AMEX-Abrown | 09/09/22 | 517.50 | | Nov |
| Compensation Analyst Academy-TGosselin | 04/08/22 | 3,850.00 | | 6/1/22 |
| Center for Creative Leadership - LDouglas | 11/02/22 | 7,552.50 | | 4/1/23 |
| Center for Creative Leadership - CCastle | 11/02/22 | 7,552.50 | | 9/1/23 |
| Center for Creative Leadership - Gtorres | 11/14/22 | 13,205.00 | | 7/1/23 |
| Center for Creative Leadership - Mday | 11/02/22 | 7,552.50 | | 4/1/23 |
| Center for Creative Leadership - Jboisvert | 11/15/22 | 13,205.00 | | 2/1/23 |
| Center for Creative Leadership - Ccountie | 11/21/22 | 13,205.00 | | 2/1/23 |
| CSX Transportation | 11/22/22 | 1,040.07 | 86.67 | 1/8/23 |
| CSX Transportation | 11/22/22 | 224.27 | 18.69 | 1/1/23 |
| Dawn Lavacchia - Cityworks Conf. | 02/28/22 | 1,050.20 | | 12/1/22 |
| Jay Guarneri - Travel Reimbursement | 04/26/22 | 1,087.71 | | 12/1/22 |
| Ashley Piper - Travel Reimbursement | 04/26/22 | 864.70 | | 7/1/22 |
| Dennis K Burke | 01/31/22 | 2,400.00 | 200.00 | 02/01/22 |
| Dennis K Burke | 01/31/22 | 1,200.00 | 100.00 | 02/01/22 |

| | | | | |
|---|----------|----------|----------|-------------------|
| Dennis K Burke | 01/31/22 | 1,200.00 | 100.00 | 02/01/22 |
| Digital Insurance (Survey Group) | 03/05/21 | 2,850.00 | 237.50 | 04/01/21 |
| Digital Insurance (Survey Group) | 02/23/22 | 3,000.00 | 250.00 | 04/01/22 |
| Electrical Installations-vSphere Essentials Lic.3yr | 01/30/20 | 2,711.04 | 75.31 | 1/1/20 |
| Filion, Mark - Maine PE License | 11/29/21 | 120.00 | 10.00 | 1/1/22 |
| Filion, Mark - NH PE License | 12/06/22 | 150.00 | 12.50 | 1/1/23 |
| Generating Solutions(Cabot Preserve) | 03/08/21 | 420.00 | 35.00 | 4/1/21 |
| Generating Solutions(Badger Hill, HiLo) | 06/03/21 | 840.00 | 70.00 | 6/1/21 |
| Generating Solutions(Glen Ridge, AVD) | 01/13/21 | 980.00 | 140.00 | 2/1/21 |
| Generating Solutions(Woodlands) | 09/20/21 | 420.00 | 35.00 | 10/1/21 |
| Generating Solutions(Glen Ridge, AVD) | 01/13/22 | 840.00 | 70.00 | 2/1/22 |
| Generating Solutions(Yearly Subscription) | 01/13/22 | 840.00 | 70.00 | 2/1/22 |
| Generating Solutions(Shakespeare) | 02/10/22 | 420.00 | 35.00 | 3/1/22 |
| Generating Solutions(Cabot Preserve/Yearly Subscriptior | 03/09/22 | 1,260.00 | 105.00 | 4/1/22 |
| Generating Solutions(Badger Hill, Barr Farm) | 05/18/22 | 840.00 | 70.00 | 6/1/22 |
| Generating Solutions(Sweet Hill) | 08/04/22 | 420.00 | 35.00 | 9/1/22 |
| Generating Solutions(Woodlands) | 08/31/22 | 420.00 | 35.00 | 10/1/22 |
| Goodhue, Larry - NEWWA Fall Conf. | 07/14/22 | 940.00 | 0.00 | |
| Greater Nashua Chamber of Commerce | 01/01/22 | 850.00 | 70.83 | 1/1/22 |
| Horizon Solutions | 09/02/22 | 2,761.82 | 76.72 | 9/2/22 |
| J Lawrence Hall - Preventive Maint. | 07/28/21 | 4,250.00 | 354.17 | 8/1/21 |
| Lease Admin Center | | 1,536.00 | 1,536.00 | expense following |
| Lease Admin Center - expense | | | | |
| NAWIC | 09/22/22 | 270.00 | 22.50 | 10/1/22 |
| NE Water Works - A Diggins | 01/31/22 | 435.00 | | 3/1/22 |

| | | | | |
|---------------------------------------|-----------------|-----------------|---------------|---------------|
| NE Water Works - M Turner | 02/01/22 | 435.00 | | 3/1/22 |
| NE Water Works - A Brown | 04/08/22 | 60.00 | | 6/1/22 |
| NE Water Works - J Fortin | 04/08/22 | 60.00 | | 6/1/22 |
| NE Water Works - K Rheume | 04/08/22 | 155.00 | | 5/1/22 |
| NE Water Works - C Call | 04/26/22 | 420.00 | | 5/1/22 |
| NE Water Works - B Hoyt | 04/27/22 | 140.00 | | 5/1/22 |
| NE Water Works - W Nelson | 04/27/22 | 295.00 | | 6/1/22 |
| NE Water Works - JJ Adanatidis | 06/15/22 | 500.00 | | 7/1/22 |
| NE Water Works - 4 Duchesneau | 06/15/22 | 1,000.00 | jun | July |
| NE Water Works - B Bowler | 09/02/22 | 560.00 | | |
| NE Water Works - M Day | 10/05/22 | 120.00 | | 12/1/22 |
| NE Water Works - L Morgan | 10/05/22 | 120.00 | | 12/1/22 |
| NE Water Works - C Duchaney | 10/13/22 | 140.00 | | 11/1/22 |
| NH Water Works Association | 01/07/22 | 4,401.95 | 366.83 | 1/1/22 |
| Pension Benefit Guaranty Corp | 10/14/22 | 19,208.00 | 9604.00 | 11/1/22 |
| Prudential Insurance-D Ware Life Ins | 08/27/48 | 1,669.00 | 139.08 | 10/1/21 |
| Prudential Insurance-D Ware Life Ins | 09/07/22 | 1,669.00 | 139.08 | 10/1/22 |
| Radio Solutions-BDA Firefighter Comm. | 12/03/21 | 1,950.00 | 162.50 | 11/10/21 |
| Radio Solutions-BDA Firefighter Comm. | 08/04/22 | 1,950.00 | 162.50 | 11/10/22 |
| Sheehan Phinny Bass-Tara G Seminar | 03/18/22 | 125.00 | | 6/1/22 |
| State of NH-PUC Tax | | 16,020.00 | | 1/1/21 |
| State of NH-PUC Tax | | 48,060.00 | 16020.00 | 4/1/22 |
| State of NH-PUC Tax | | | 0.00 | 7/1/21 |
| State of NH-PUC Tax | 09/23/22 | 15,045.00 | | 12/1/22 |
| State of NH-Permits to Operate | 04/21/21 | 5,580.00 | 465.00 | 7/1/21 |
| State of NH-Permits to Operate | 05/04/22 | 5,580.00 | 465.00 | 7/1/22 |
| State of NH-Dam Registration Fees | 10/28/21 | 5,300.00 | 441.67 | 1/1/22 |
| State of NH-Dam Registration Fees | 10/25/22 | 5,300.00 | 441.67 | 1/1/23 |

| | | | | |
|--------------------------------------|----------|-----------|--------|---------|
| Terminix | 09/21/21 | 459.00 | 38.25 | 11/1/21 |
| NH Union Leader | 01/12/22 | 265.20 | 22.10 | 1/1/22 |
| Water Research Foundation Membership | 11/24/21 | 10,664.00 | 888.67 | 1/1/22 |
| Water Research Foundation Membership | 11/4/22 | 10,737.27 | 894.77 | 1/1/23 |

Prepared By: _____

Date: _____

Approved By: _____

Date: _____

Pennichuck Water Works

Prepaid Expenses

Account # 162700-2000-001

| End Date | Beg. Balance 12/31/21 | Jan-22 | Feb-22 | Mar-22 | Apr-22 | May-22 |
|-----------|--------------------------|-----------|-----------|------------------------|--|--|
| | 0.00 | 45,465.63 | 41,142.60 | 73,101.99 | 304,378.87 | 312,308.47 |
| | 0.00 | | | 210,110.62 | 215,508.34 (210,110.62) | 214,889.52 (215,508.34) |
| | 0.00 | | | 20,883.46 | 21,031.84 (19,495.86) (1,387.60) | 21,317.32 (19,592.90) (1,438.94) |
| 9 Monthly | | | | | | |
| 9 Monthly | | | | | | |
| 1 Monthly | 0.00 | | | 9,125.80 | 9,226.99 (2,568.95) (2,929.16) (3,036.99) (590.70) | 59.19 |
| Expense | | | | | | |
| Expense | | | | | | |
| Expense | | | | | | |
| Expense | | | | | | |
| g month | 812.85 | | 812.85 | 812.85 | 812.85 | 812.85 |
| g month | | (812.85) | | (812.85) | (812.85) | (812.85) |
| 2/3/22 | 386.13 | (386.13) | | | | |
| 2/4/23 | | | 4,248.03 | (386.19) | (386.19) | (386.19) |
| Monthly | | | 7,737.74 | 7,475.74 (7,737.74) | 7,475.74 (7,475.74) | 7,475.74 (7,475.74) |
| Monthly | | | | | | |
| 5/31/22 | 1,056.25 | (211.25) | (211.25) | (211.25) | (211.25) | (211.25) |
| 6/16/22 | 630.00 | (105.00) | (105.00) | (105.00) | (105.00) | (105.00) |

| | | | | | | |
|----------|----------|----------|----------|----------|----------|------------|
| 08/31/23 | | | | | | |
| 04/30/22 | 149.95 | (37.48) | (37.48) | (37.48) | (37.51) | |
| 02/28/22 | 32.50 | (16.25) | (16.25) | | | |
| 04/30/22 | 73.00 | (18.25) | (18.25) | (18.25) | (18.25) | |
| 05/31/22 | 4,164.56 | (832.92) | (832.92) | (832.92) | (832.92) | (832.88) |
| 06/30/22 | 37.50 | (6.25) | (6.25) | (6.25) | (6.25) | (6.25) |
| 01/31/22 | 189.00 | (189.00) | | | | |
| 04/30/23 | | | | 7,180.00 | | (598.33) |
| 04/30/22 | | | | 206.10 | (206.10) | |
| 05/31/22 | | | | 408.00 | | (408.00) |
| 04/30/22 | | | | 189.00 | (189.00) | |
| | | | | | - | |
| | | | | | 3,315.00 | (3,315.00) |
| 05/31/22 | | | | | 125.00 | (125.00) |
| 04/30/23 | | | | | | 229.00 |
| 10/31/22 | | | | | | |
| 09/30/22 | | | | | | |
| 10/31/22 | | | | | | |
| 12/31/22 | | | | | | |
| 09/30/11 | | | | | | |
| 02/28/23 | | | | | | |
| dec | | | | | | |
| 11/30/22 | | | | | | 279.00 |
| 04/30/22 | 2,269.00 | (567.25) | (567.25) | (567.25) | (567.25) | |
| 08/31/22 | 212.80 | (26.60) | (26.60) | (26.60) | (26.60) | (26.60) |
| 1/31/22 | 39.62 | (39.62) | | | | |
| 12/31/22 | | 545.42 | (49.58) | (49.58) | (49.58) | (49.58) |
| 12/31/23 | | | | | | |
| 1/31/24 | | | | | | |
| 4/3/22 | 675.00 | (225.00) | (225.00) | (225.00) | | |
| 4/3/22 | 574.97 | (191.67) | (191.67) | (191.63) | | |
| 4/3/22 | 675.00 | (225.00) | (225.00) | (225.00) | | |
| 4/30/22 | 900.00 | (225.00) | (225.00) | (225.00) | (225.00) | |
| 4/30/22 | 766.64 | (191.67) | (191.67) | (191.67) | (191.63) | |
| 8/31/22 | 666.68 | (83.33) | (83.33) | (83.33) | (83.33) | (83.33) |
| 8/31/22 | 666.68 | (83.33) | (83.33) | (83.33) | (83.33) | (83.33) |
| 9/30/22 | 1,499.99 | (166.67) | (166.67) | (166.67) | (166.67) | (166.67) |

| | | | | | | |
|----------|--------|----------|----------|----------|----------|----------|
| 12/14/22 | | | 1,833.34 | (183.33) | (183.33) | (183.33) |
| 3/31/23 | | | | | | 2,250.00 |
| 3/31/23 | | | | | | 1,916.66 |
| 4/3/23 | | | | | | |
| 4/3/23 | | | | | | |
| 4/3/23 | | | | | | |
| 4/30/23 | | | | | | |
| 4/30/23 | | | | | | |
| 8/31/23 | | | | | | |
| 8/31/23 | | | | | | |
| 12/14/23 | | | | | | |
| 1/31/22 | 156.50 | (156.50) | | | | |
| 1/31/22 | 156.50 | (156.50) | | | | |
| 1/31/23 | | | | 1,565.00 | (156.50) | (156.50) |
| 1/31/23 | | | | | | |
| 12/13/23 | | | | | | |
| Nov 1/2 | | | | | | |
| 6/30/22 | | | | | 3,850.00 | |
| 4/30/23 | | | | | | |
| 9/30/23 | | | | | | |
| 7/31/23 | | | | | | |
| 4/30/23 | | | | | | |
| 2/28/23 | | | | | | |
| 2/28/23 | | | | | | |
| 1/7/24 | | | | | | |
| 12/31/23 | | | | | | |
| 12/31/22 | | | | 1,050.20 | | |
| 12/31/22 | | | | | 1,087.71 | |
| 7/31/22 | | | | | 864.70 | |
| 01/31/23 | | | 2,200.00 | (200.00) | (200.00) | (200.00) |
| 01/31/23 | | | 1,100.00 | (100.00) | (100.00) | (100.00) |

| | | | | | | |
|----------|----------|------------|----------|------------|------------|------------|
| 01/31/23 | | | 1,100.00 | (100.00) | (100.00) | (100.00) |
| 03/31/22 | 712.50 | (237.50) | (237.50) | (237.50) | | |
| 03/31/23 | | | | 3,000.00 | (250.00) | (250.00) |
| 12/31/22 | 903.60 | (75.31) | (75.31) | (75.31) | (75.31) | (75.31) |
| 12/31/22 | 120.00 | (10.00) | (10.00) | (10.00) | (10.00) | (10.00) |
| 12/31/23 | | | | | | |
| 3/31/22 | 105.00 | (35.00) | (35.00) | (35.00) | | |
| 6/1/22 | 350.00 | (70.00) | (70.00) | (70.00) | (70.00) | (70.00) |
| 2/1/22 | 140.00 | (140.00) | | | | |
| 10/1/22 | 315.00 | (35.00) | (35.00) | (35.00) | (35.00) | (35.00) |
| 2/1/23 | | | 770.00 | (70.00) | (70.00) | (70.00) |
| 2/1/23 | | | 770.00 | (70.00) | (70.00) | (70.00) |
| 2/28/23 | | | | 385.00 | (35.00) | (35.00) |
| 3/31/23 | | | | 1,260.00 | (105.00) | (105.00) |
| 6/1/23 | | | | | | 840.00 |
| 8/31/23 | | | | | | |
| 9/30/23 | | | | | | |
| 12/31/22 | | | | 637.51 | (70.83) | (70.83) |
| 9/1/25 | | | | | | |
| 7/31/22 | 2,479.15 | (354.17) | (354.17) | (354.17) | (354.17) | (354.17) |
| 3 month | 1,536.00 | | 1,536.00 | 1,536.00 | 1,536.00 | 1,536.00 |
| | | (1,536.00) | | (1,536.00) | (1,536.00) | (1,536.00) |
| 9/30/23 | | | | | | |
| 3/31/22 | | 435.00 | | (435.00) | | |

| | | | | | | |
|----------|----------|----------|-----------|-------------|----------|-----------|
| 3/31/22 | | | 435.00 | (435.00) | | |
| 6/30/22 | | | | | 60.00 | |
| 6/30/22 | | | | | 60.00 | |
| 5/31/22 | | | | | 155.00 | (155.00) |
| 6/30/22 | | | | | 420.00 | |
| 5/31/22 | | | | | 140.00 | (140.00) |
| 6/30/22 | | | | | | 295.00 |
| 8/1/22 | | | | | | |
| aug | | | | | | |
| Oct | | | | | | |
| 12/31/22 | | | | | | |
| 12/31/22 | | | | | | |
| 11/30/22 | | | | | | |
| 12/31/22 | | 4,035.12 | (366.83) | (366.83) | (366.83) | (366.83) |
| 12/31/22 | | | | | | |
| 9/30/22 | 1,251.76 | (139.08) | (139.08) | (139.08) | (139.08) | (139.08) |
| 9/30/23 | | | | | | |
| 11/9/22 | 1,625.00 | (162.50) | (162.50) | (162.50) | (162.50) | (162.50) |
| 11/9/23 | | | | | | |
| 6/30/22 | | | | 125.00 | | (125.00) |
| 3/31/21 | | | 16,020.00 | (16,020.00) | | |
| 6/30/22 | | | | | | 16,020.00 |
| 9/30/21 | | | | | | |
| 12/31/22 | | | | | | |
| 6/30/22 | 2,790.00 | (465.00) | (465.00) | (465.00) | (465.00) | (465.00) |
| 6/30/23 | | | | | | 5,580.00 |
| 12/31/22 | 5,300.00 | (441.67) | (441.67) | (441.67) | (441.67) | (441.67) |
| 12/31/23 | | | | | | |

| | | | | | | |
|-------------------|---------------------|---------------------|---------------------|----------------------|----------------------|----------------------|
| 10/31/22 | 382.50 | (38.25) | (38.25) | (38.25) | (38.25) | (38.25) |
| 12/31/22 | | 243.10 | (22.10) | (22.10) | (22.10) | (22.10) |
| 12/31/22 | 10,664.00 | (888.67) | (888.67) | (888.67) | (888.67) | (888.67) |
| 12/31/23 | | | | | | |
| TOTAL | \$ 45,465.63 | \$ 41,142.60 | \$ 73,101.99 | \$ 304,378.87 | \$ 312,308.47 | \$ 328,217.34 |
| GL BALANCE | \$ 45,465.59 | \$ 41,142.56 | \$ 73,101.94 | \$ 304,378.82 | \$ 312,308.42 | \$ 328,217.28 |
| VARIANCE | \$ (0.04) | \$ (0.04) | \$ (0.05) | \$ (0.05) | \$ (0.05) | \$ (0.06) |

| Jun-22 | Jul-22 | Aug-22 | Sep-22 | Oct-22 | Nov-22 | Dec-22 |
|--------------|--------------|--------------|--------------|--------------|------------|--------------|
| 328,217.34 | 320,693.47 | 301,035.96 | 296,733.98 | 305,768.83 | 81,132.39 | 342,176.55 |
| 222,988.21 | 209,279.98 | 210,921.67 | 211,782.38 | | 212,556.05 | 244,555.42 |
| (214,889.52) | (222,988.21) | (209,279.98) | (210,921.67) | (211,782.38) | | (212,556.05) |
| 21,219.37 | 20,816.61 | 20,630.40 | 20,697.64 | | 21,363.72 | 21,373.65 |
| (19,852.71) | (19,787.97) | (19,347.13) | (19,208.52) | (19,266.24) | | (19,941.88) |
| (1,464.61) | (1,431.40) | (1,469.48) | (1,421.88) | (1,431.40) | | (1,421.84) |
| 9,465.27 | 9,418.27 | 9,402.60 | 9,330.81 | | 9,322.73 | |
| (2,583.15) | (2,676.85) | (2,676.85) | (2,676.85) | (2,643.35) | | (2,628.35) |
| (3,002.05) | (3,028.81) | (2,981.81) | (2,966.14) | (2,942.93) | | (2,949.85) |
| (3,110.28) | (3,159.28) | (3,159.28) | (3,159.28) | (3,159.28) | | (3,159.28) |
| (590.70) | (600.33) | (600.33) | (600.33) | (585.25) | | (585.25) |
| 812.85 | 812.85 | 812.85 | 812.85 | 816.81 | 835.54 | 835.54 |
| (812.85) | (812.85) | (812.85) | (812.85) | (812.85) | | (1,652.35) |
| (386.19) | (386.19) | (386.19) | (386.19) | (386.19) | (386.19) | (386.19) |
| 7,737.74 | 7,737.74 | 7,737.74 | 7,737.74 | 7,737.74 | 7,737.74 | 8,025.74 |
| (7,475.74) | (7,737.74) | (7,737.74) | (7,737.74) | (7,737.74) | (7,737.74) | (7,737.74) |
| | 253.50 | (253.50) | 253.50 | (253.50) | | |
| (105.00) | | | | | | |

| | | | | | | |
|----------|----------|----------|------------|----------|----------|----------|
| | | | | 1,050.00 | (105.00) | (105.00) |
| (6.25) | | | | | | |
| (598.33) | (598.33) | (598.33) | (598.33) | (598.33) | (598.33) | (598.33) |
| (38.16) | (19.08) | (19.08) | (19.08) | (19.08) | (19.08) | (19.08) |
| | 102.00 | | | (102.00) | | |
| | 1,950.00 | | (1,950.00) | | | |
| | 250.00 | | | (250.00) | | |
| | | 428.97 | | (428.97) | | |
| | | 940.00 | (940.00) | | | |
| | | | | | | 1,365.20 |
| | | | | | | - |
| | | | | | (279.00) | |
| (26.60) | (26.60) | (26.60) | | | | |
| (49.58) | (49.58) | (49.58) | (49.58) | (49.58) | (49.58) | (49.62) |
| | | | | | 595.00 | |
| | | | | | | 475.00 |
| (83.33) | (83.33) | (83.37) | | | | |
| (83.33) | (83.33) | (83.37) | | | | |
| (166.67) | (166.67) | (166.67) | (166.67) | 0.04 | | |

| | | | | | | |
|------------|----------|----------|----------|------------|------------|------------|
| (183.33) | (183.33) | (183.33) | (183.33) | (183.33) | (183.33) | (183.37) |
| (225.00) | (225.00) | (225.00) | (225.00) | (225.00) | (225.00) | (225.00) |
| (191.67) | (191.67) | (191.67) | (191.67) | (191.67) | (191.67) | (191.67) |
| 2,025.00 | (225.00) | (225.00) | (225.00) | (225.00) | (225.00) | (225.00) |
| 1,724.99 | (191.67) | (191.67) | (191.67) | (191.67) | (191.67) | (191.67) |
| 2,025.00 | (225.00) | (225.00) | (225.00) | (225.00) | (225.00) | (225.00) |
| 2,250.00 | (225.00) | (225.00) | (225.00) | (225.00) | (225.00) | (225.00) |
| 1,916.66 | (191.67) | (191.67) | (191.67) | (191.67) | (191.67) | (191.67) |
| | | | 916.67 | (83.33) | (83.33) | (83.33) |
| | | | 916.67 | (83.33) | (83.33) | (83.33) |
| | | | | | | 2,200.00 |
| (156.50) | (156.50) | (156.50) | (156.50) | (156.50) | (156.50) | (156.50) |
| | | | 626.00 | (156.50) | (156.50) | (156.50) |
| | | | | | | 1,500.00 |
| | | | 5,200.00 | (2,600.00) | (2,600.00) | |
| | | | 5,200.00 | | (5,200.00) | |
| | | | | 517.50 | (517.50) | |
| (3,850.00) | | | | | | |
| | | | | | 7,552.50 | |
| | | | | | 7,552.50 | |
| | | | | | 13,205.00 | |
| | | | | | | 7,552.50 |
| | | | | | | 13,205.00 |
| | | | | | | 13,205.00 |
| | | | | | | 1,040.07 |
| | | | | | | 224.27 |
| | | | | | | (1,050.20) |
| | (864.70) | | | | | (1,087.71) |
| (200.00) | (200.00) | (200.00) | (200.00) | (200.00) | (200.00) | (200.00) |
| (100.00) | (100.00) | (100.00) | (100.00) | (100.00) | (100.00) | (100.00) |

| | | | | | | |
|------------|------------|------------|------------|------------|------------|----------|
| (100.00) | (100.00) | (100.00) | (100.00) | (100.00) | (100.00) | (100.00) |
| (250.00) | (250.00) | (250.00) | (250.00) | (250.00) | (250.00) | (250.00) |
| (75.31) | (75.31) | (75.31) | (75.31) | (75.31) | (75.31) | (75.19) |
| (10.00) | (10.00) | (10.00) | (10.00) | (10.00) | (10.00) | (10.00) |
| | | | | | | 150.00 |
| (35.00) | (35.00) | (35.00) | (35.00) | | | |
| (70.00) | (70.00) | (70.00) | (70.00) | (70.00) | (70.00) | (70.00) |
| (70.00) | (70.00) | (70.00) | (70.00) | (70.00) | (70.00) | (70.00) |
| (35.00) | (35.00) | (35.00) | (35.00) | (35.00) | (35.00) | (35.00) |
| (105.00) | (105.00) | (105.00) | (105.00) | (105.00) | (105.00) | (105.00) |
| (70.00) | (70.00) | (70.00) | (70.00) | (70.00) | (70.00) | (70.00) |
| | | 420.00 | (35.00) | (35.00) | (35.00) | (35.00) |
| | | | 420.00 | (35.00) | (35.00) | (35.00) |
| | 940.00 | | (940.00) | | | |
| (70.83) | (70.83) | (70.83) | (70.83) | (70.83) | (70.83) | (70.87) |
| | | | 2,761.82 | (76.72) | (76.72) | (76.72) |
| (354.17) | (354.13) | | | | | |
| 1,536.00 | 1,536.00 | 1,536.00 | 1,536.00 | 1,536.00 | | 1,536.00 |
| (1,536.00) | (1,536.00) | (1,536.00) | (1,536.00) | (1,536.00) | (1,536.00) | |
| | | | 270.00 | (22.50) | (22.50) | (22.50) |

| | | | | | | |
|-------------|----------|----------|----------|-----------|------------|-------------|
| (60.00) | | | | | | |
| (60.00) | | | | | | |
| (420.00) | | | | | | |
| (295.00) | | | | | | |
| 500.00 | (500.00) | | | | | |
| 667.00 | (333.00) | (334.00) | | | | |
| | | | 560.00 | (560.00) | | |
| | | | | 120.00 | | (120.00) |
| | | | | 120.00 | | (120.00) |
| | | | | 140.00 | (140.00) | |
| (366.83) | (366.83) | (366.83) | (366.83) | (366.83) | (366.83) | (366.82) |
| | | | | 19,208.00 | (9,604.00) | (9,604.00) |
| (139.08) | (139.08) | (139.08) | (139.12) | | | |
| | | | 1,669.00 | (139.08) | (139.08) | (139.08) |
| (162.50) | (162.50) | (162.50) | (162.50) | (162.50) | | |
| | | | | 1,950.00 | (162.50) | (162.50) |
| (16,020.00) | | | | | | |
| | | | | | 15,045.00 | (15,045.00) |
| (465.00) | | | | | | |
| | (465.00) | (465.00) | (465.00) | (465.00) | (465.00) | (465.00) |
| (441.67) | (441.67) | (441.67) | (441.67) | (441.67) | (441.67) | (441.67) |
| | | | | 5,300.00 | | |

| | | | | | | |
|----------|----------|----------|----------|----------|----------|-----------|
| (38.25) | (38.25) | (38.25) | (38.25) | (38.25) | | |
| (22.10) | (22.10) | (22.10) | (22.10) | (22.10) | (22.10) | (22.10) |
| (888.67) | (888.67) | (888.67) | (888.67) | (888.67) | (888.67) | (888.63) |
| | | | | | | 10,737.27 |

| | | | | | | | | | | | | | |
|-----------|-------------------|-----------|-------------------|-----------|-------------------|-----------|-------------------|-----------|------------------|-----------|-------------------|-----------|-------------------|
| <u>\$</u> | <u>320,693.47</u> | <u>\$</u> | <u>301,035.96</u> | <u>\$</u> | <u>296,733.98</u> | <u>\$</u> | <u>305,768.83</u> | <u>\$</u> | <u>81,132.39</u> | <u>\$</u> | <u>342,176.55</u> | <u>\$</u> | <u>383,390.37</u> |
| \$ | 320,693.41 | \$ | 301,035.90 | \$ | 296,733.91 | \$ | 305,768.78 | \$ | 81,132.34 | \$ | 342,176.49 | \$ | 383,390.31 |
| <u>\$</u> | <u>(0.06)</u> | <u>\$</u> | <u>(0.06)</u> | <u>\$</u> | <u>(0.07)</u> | <u>\$</u> | <u>0.05</u> | <u>\$</u> | <u>0.05</u> | <u>\$</u> | <u>0.06</u> | <u>\$</u> | <u>0.06</u> |

| Subtotal | Balance | Expense to | # Months Remaining | Monthly Proof # Months per Balance | Proof | Comments |
|-----------------|----------------|-------------------|---------------------------|---|--------------|-----------------|
| 1,952,592.19 | | | - | - | - | |
| (1,708,036.77) | 244,555.42 | 926400-2109-001 | - | - | - | |
| - | | | - | - | - | |
| - | | | - | - | - | |
| - | - | 241305-2000-001 | - | - | - | |
| 189,334.01 | | | - | - | - | |
| (156,493.21) | | 926410-2109-001 | - | - | - | |
| (11,467.15) | 21,373.65 | 241238-2000-001 | - | - | - | |
| - | | | - | - | - | |
| - | | 241237-2000-001 | - | - | - | |
| - | - | 241237-2000-001 | - | - | - | |
| - | | | - | - | - | |
| 65,351.66 | | | - | - | - | |
| (18,454.35) | | 241230-2000-001 | - | - | - | A |
| (20,800.75) | | 241226-2000-001 | - | - | - | B |
| (21,943.67) | | 926420-2109-001 | - | - | - | C |
| (4,152.89) | | 241237-2000-001 | - | - | - | D |
| - | - | | - | - | - | |
| 9,803.54 | | 241230-2000-001 | - | - | - | |
| (8,968.00) | 835.54 | 241230-2000-001 | - | - | - | |
| - | | | - | - | - | |
| - | - | 926001-2109-001 | - | - | - | |
| 386.13 | 386.13 | 926001-2109-001 | 1 | 1 | 1 | |
| - | | | - | - | - | |
| 84,617.14 | | | - | - | - | |
| (76,591.40) | 8,025.74 | 241315-2000-001 | - | - | - | |
| - | | | - | - | - | |
| - | - | 926500-2109-001 | - | - | - | |
| - | - | 665250-2106-001 | - | - | - | |

| | | | | | |
|----------|----------|-----------------|---------|---------|---------|
| 840.00 | 840.00 | 665250-2106-001 | 8 | 8 | - |
| - | - | 950500-2110-001 | - | - | - |
| - | - | 930101-2109-001 | - | - | - |
| - | - | 930101-2109-001 | - | - | - |
| - | - | 926610-2109-001 | - | - | - |
| - | - | 930101-2109-001 | - | - | - |
| - | - | 926610-2109-001 | - | - | - |
| 2,393.36 | 2,393.36 | 930101-2109-001 | 4 | 4 | - |
| - | - | 930100-2109-001 | - | - | - |
| - | - | 926610-2109-001 | - | - | - |
| - | - | 926610-2109-001 | - | - | - |
| - | - | 930100-2109-001 | - | - | - |
| - | - | 926610-2109-001 | - | - | - |
| 76.36 | 76.36 | 930101-2109-001 | 4 | 4 | - |
| - | - | 926610-2109-001 | - | - | - |
| - | - | 930405-2109-001 | - | - | - |
| - | - | 926300-2109-001 | - | - | - |
| - | - | 930100-2109-001 | - | - | - |
| - | - | 930100-2109-001 | - | - | - |
| 1,365.20 | 1,365.20 | 930100-2109-001 | 2 | #DIV/0! | #DIV/0! |
| - | - | 930100-2109-001 | #VALUE! | - | #VALUE! |
| - | - | 926610-2109-001 | - | - | - |
| - | - | 930101-2109-001 | - | - | - |
| - | - | 930101-2109-001 | - | - | - |
| 0.00 | 0.00 | 665250-2106-001 | - | - | - |
| - | - | 950120-2106-001 | - | - | - |
| 0.00 | 0.00 | 950120-2106-001 | - | - | - |
| 595.00 | 595.00 | 950120-2106-001 | 12 | 12 | - |
| 475.00 | 475.00 | 950120-2106-001 | 13 | 12 | 1 |
| - | - | 923000-2109-001 | - | - | - |
| - | - | 923000-2109-001 | - | - | - |
| - | - | 923000-2109-001 | - | - | - |
| - | - | 923000-2109-001 | - | - | - |
| - | - | 923000-2109-001 | - | - | - |
| - | - | 923000-2109-001 | - | - | - |
| - | - | 923000-2109-001 | - | - | - |
| - | - | 923000-2109-001 | - | - | - |
| 0.00 | 0.00 | 923000-2109-001 | - | - | - |

| | | | | | |
|-----------|-----------|-----------------|---------|---------|---------|
| - | - | 923000-2109-001 | - | - | - |
| 675.00 | 675.00 | 923000-2109-001 | 3 | 3 | - |
| 574.97 | 574.97 | 923000-2109-001 | 3 | 3 | - |
| 675.00 | 675.00 | 923000-2109-001 | 3 | 3 | - |
| 574.97 | 574.97 | 923000-2109-001 | 3 | 3 | - |
| 675.00 | 675.00 | 923000-2109-001 | 3 | 3 | - |
| 900.00 | 900.00 | 923000-2109-001 | 4 | 4 | - |
| 766.64 | 766.64 | 923000-2109-001 | 4 | 4 | - |
| 666.68 | 666.68 | 923000-2109-001 | 8 | 8 | - |
| 666.68 | 666.68 | 923000-2109-001 | 8 | 8 | - |
| 2,200.00 | 2,200.00 | 923000-2109-001 | 12 | 12 | - |
| - | - | 950120-2106-001 | - | - | - |
| - | - | 950120-2106-001 | - | - | - |
| 156.50 | 156.50 | 950120-2106-001 | 1 | 1 | - |
| 156.50 | 156.50 | 950120-2106-001 | 1 | 1 | - |
| 1,500.00 | 1,500.00 | 950120-2106-001 | 12 | 12 | - |
| - | - | 926610-2109-001 | #VALUE! | - | #VALUE! |
| - | - | 926610-2109-001 | (1,498) | - | (1,498) |
| - | - | 926610-2109-001 | (1,498) | - | (1,498) |
| - | - | 926610-2109-001 | - | - | - |
| 7,552.50 | 7,552.50 | 926610-2109-001 | 4 | #DIV/0! | #DIV/0! |
| 7,552.50 | 7,552.50 | 926610-2109-001 | 9 | #DIV/0! | #DIV/0! |
| 13,205.00 | 13,205.00 | 926610-2109-001 | 7 | #DIV/0! | #DIV/0! |
| 7,552.50 | 7,552.50 | 926610-2109-001 | 4 | #DIV/0! | #DIV/0! |
| 13,205.00 | 13,205.00 | 926610-2109-001 | 2 | #DIV/0! | #DIV/0! |
| 13,205.00 | 13,205.00 | 926610-2109-001 | 2 | #DIV/0! | #DIV/0! |
| 1,040.07 | 1,040.07 | 673001-2106-001 | 12 | 12 | - |
| 224.27 | 224.27 | 673001-2106-001 | 12 | 12 | - |
| - | - | 930100-2109-001 | - | - | - |
| - | - | 930100-2109-001 | - | - | - |
| - | - | 930100-2109-001 | - | - | - |
| 200.00 | 200.00 | 633100-2105-001 | 1 | 1 | - |
| 100.00 | 100.00 | 633106-2105-001 | 1 | 1 | - |

| | | | | | |
|-------------|----------|-----------------|---------|----|---------|
| 100.00 | 100.00 | 950110-2109-001 | 1 | 1 | - |
| - | - | 930101-2109-001 | - | - | - |
| 750.00 | 750.00 | 930101-2109-001 | 3 | 3 | - |
| 0.00 | 0.00 | 652220-2105-001 | - | - | - |
| - | - | 930102-2109-001 | - | - | - |
| 150.00 | 150.00 | 930102-2109-001 | 12 | 12 | - |
| - | - | 652220-2105-001 | - | - | - |
| - | - | 652220-2105-001 | - | - | - |
| - | - | 652220-2105-001 | - | - | - |
| - | - | 652220-2105-001 | - | - | - |
| 70.00 | 70.00 | 652220-2105-001 | 1 | 1 | - |
| 70.00 | 70.00 | 652220-2105-001 | 1 | 1 | - |
| 70.00 | 70.00 | 652220-2105-001 | 2 | 2 | - |
| 315.00 | 315.00 | 652220-2105-001 | 3 | 3 | - |
| 350.00 | 350.00 | 652221-2105-001 | 5 | 5 | - |
| 280.00 | 280.00 | 652221-2105-001 | 8 | 8 | - |
| 315.00 | 315.00 | 652220-2105-001 | 9 | 9 | - |
| - | - | 930100-2109-001 | - | - | - |
| - | - | 930101-2109-001 | - | - | - |
| 2,531.66 | 2,531.66 | 652220-2105-001 | 33 | 33 | - |
| - | - | 631100-2105-001 | - | - | - |
| 16,896.00 | | 921130-2109-001 | (1,498) | - | (1,498) |
| (15,360.00) | 1,536.00 | 921130-2109-001 | | | |
| 202.50 | 202.50 | 930101-2109-001 | 9 | 9 | - |
| - | - | 926610-2109-001 | - | - | - |

| | | | | | |
|----------|----------|-----------------|---------|----|---------|
| - | - | 926610-2109-001 | - | - | - |
| - | - | 926610-2109-001 | - | - | - |
| - | - | 926610-2109-001 | - | - | - |
| - | - | 926610-2109-001 | - | - | - |
| - | - | 926610-2109-001 | - | - | - |
| - | - | 926610-2109-001 | - | - | - |
| - | - | 926610-2109-001 | - | - | - |
| - | - | 926610-2109-001 | - | - | - |
| - | - | 926610-2109-001 | #VALUE! | - | #VALUE! |
| - | - | 926610-2109-001 | #VALUE! | - | #VALUE! |
| - | - | 926610-2109-001 | - | - | - |
| - | - | 926610-2109-001 | - | - | - |
| - | - | 926610-2109-001 | - | - | - |
| 0.00 | 0.00 | 930101-2109-001 | - | - | - |
| - | - | 923000-2109-001 | - | - | - |
| - | - | 926001-2109-001 | - | - | - |
| 1,251.76 | 1,251.76 | 926001-2109-001 | 9 | 9 | - |
| - | - | 950110-2109-001 | - | - | - |
| 1,625.00 | 1,625.00 | 950110-2109-001 | 10 | 10 | - |
| - | - | 950110-2109-001 | - | - | - |
| - | - | 928000-2109-001 | - | - | - |
| - | - | 928000-2109-001 | - | - | - |
| - | - | 928000-2109-001 | - | - | - |
| - | - | 928000-2109-001 | - | - | - |
| - | - | 930102-2109-001 | - | - | - |
| 2,790.00 | 2,790.00 | 930102-2109-001 | 6 | 6 | - |
| - | - | 930102-2109-001 | - | - | - |
| 5,300.00 | 5,300.00 | 930102-2109-001 | 12 | 12 | - |

| | | | | | |
|-----------|-----------|-----------------|----|----|---|
| - | - | 631100-2105-001 | - | - | - |
| 0.00 | 0.00 | 923000-2109-001 | - | - | - |
| - | - | 930101-2109-001 | - | - | - |
| 10,737.27 | 10,737.27 | 930101-2109-001 | 12 | 12 | - |

-

\$ 383,390.37 \$ 383,390.37

TAB 26

Depreciation Study

Puc 1604.01(a)(12)

This information does not exist due to the Company's approved revenue structure.

TAB 27

Management and Financial Audits

Puc 1604.01(a)(13)



PENNICHUCK®

PENNICHUCK CORPORATION AND SUBSIDIARIES

Consolidated Financial Statements
December 31, 2022 and 2021

(With Independent Auditor's Report Thereon)

CONTENTS

| | <u>Page</u> |
|--|-------------|
| Independent Auditor's Report | 1 |
| Consolidated Balance Sheets | 4 |
| Consolidated Statements of Income (Loss) | 6 |
| Consolidated Statements of Comprehensive Income (Loss) | 7 |
| Consolidated Statement of Changes in Stockholder's Equity (Deficit) Current Year | 8 |
| Consolidated Statement of Changes in Stockholder's Equity Prior Year | 9 |
| Consolidated Statements of Cash Flows | 10 |
| Notes to the Consolidated Financial Statements | 12 |



INDEPENDENT AUDITOR'S REPORT

Board of Directors and Stockholder
Pennichuck Corporation and Subsidiaries

Opinion

We have audited the accompanying consolidated financial statements of Pennichuck Corporation and Subsidiaries, which comprise the consolidated balance sheets as of December 31, 2022 and 2021, and the related consolidated statements of income (loss), comprehensive income (loss), changes in stockholder's equity (deficit), and cash flows for the years then ended, and the related notes to the consolidated financial statements.

In our opinion, the accompanying consolidated financial statements present fairly, in all material respects, the financial position of Pennichuck Corporation and Subsidiaries as of December 31, 2022 and 2021, and the results of their operations and their cash flows for the years then ended in accordance with accounting principles generally accepted in the United States of America.

Basis for Opinion

We conducted our audits in accordance with auditing standards generally accepted in the United State of America (GAAS). Our responsibilities under those standards are further described in the Auditor's Responsibilities for the Audit of the Consolidated Financial Statements section of our report. We are required to be independent of Pennichuck Corporation and Subsidiaries, and to meet our other ethical responsibilities, in accordance with the relevant ethical requirements relating to our audits. We believe that the audit evidence we have obtained is sufficient and appropriate to provide a basis for our audit opinion.

Responsibilities of Management for the Consolidated Financial Statements

Management is responsible for the preparation and fair presentation of the consolidated financial statements in accordance with accounting principles generally accepted in the United States of America, and for the design, implementation, and maintenance of internal control relevant to the preparation and fair presentation of consolidated financial statements that are free from material misstatement, whether due to fraud or error.

Merrimack, New Hampshire
Andover, Massachusetts
Greenfield, Massachusetts
Ellsworth, Maine



In preparing the consolidated financial statements, management is required to evaluate whether there are conditions or events, considered in the aggregate, that raise substantial doubt about Pennichuck Corporation and Subsidiaries' ability to continue as a going concern for one year after the date that the consolidated financial statements are available to be issued.

Auditor's Responsibilities for the Audit of the Consolidated Financial Statements

Our objectives are to obtain reasonable assurance about whether the consolidated financial statements as a whole are free from material misstatement, whether due to fraud or error, and to issue an auditor's report that includes our opinion. Reasonable assurance is a high level of assurance but is not absolute assurance and therefore is not a guarantee that an audit conducted in accordance with GAAS will always detect a material misstatement when it exists. The risk of not detecting a material misstatement resulting from fraud is higher than for one resulting from error, as fraud may involve collusion, forgery, intentional omissions, misrepresentations, or the override of internal control. Misstatements are considered material if there is a substantial likelihood that, individually or in the aggregate, they would influence the judgment made by a reasonable user based on the consolidated financial statements.

In performing an audit in accordance with GAAS, we:

- Exercise professional judgment and maintain professional skepticism throughout the audit.
- Identify and assess the risks of material misstatement of the consolidated financial statements, whether due to fraud or error, and design and perform audit procedures responsive to those risks. Such procedures include examining, on a test basis, evidence regarding the amounts and disclosures in the consolidated financial statements.
- Obtain an understanding of internal control relevant to the audit in order to design audit procedures that are appropriate in the circumstances, but not for the purpose of expressing an opinion on the effectiveness of Pennichuck Corporation and Subsidiaries' internal control. Accordingly, no such opinion is expressed.
- Evaluate the appropriateness of accounting policies used and the reasonableness of significant accounting estimates made by management, as well as evaluate the overall presentation of the consolidated financial statements.
- Conclude whether, in our judgment, there are conditions or events, considered in the aggregate, that raise substantial doubt about Pennichuck Corporation and Subsidiaries' ability to continue as a going concern for a reasonable period of time.



We are required to communicate with those charged with governance regarding, among other matters, the planned scope and timing of the audit, significant audit findings, and certain internal control-related matters that we identified during the audit.

Melanson

Merrimack, New Hampshire
March 21, 2023



PENNICHUCK CORPORATION AND SUBSIDIARIES

Consolidated Balance Sheets
As of December 31, 2022 and 2021
(in thousands, except share data)

| | <u>2022</u> | <u>2021</u> |
|--|---------------------------------|---------------------------------|
| ASSETS | | |
| Property, Plant and Equipment, net | \$ <u>247,062</u> | \$ <u>245,197</u> |
| Current Assets: | | |
| Cash and cash equivalents | 3,138 | 1,493 |
| Restricted cash - RSFs and Restricted Accounts | 10,837 | 11,619 |
| Restricted cash - CIAC | 134 | 1,037 |
| Restricted cash - Bond Project Funds | 219 | 255 |
| Accounts receivable - billed, net | 5,048 | 3,576 |
| Accounts receivable - unbilled, net | 3,277 | 6,277 |
| Accounts receivable - other | 16 | 16 |
| Inventory | 991 | 733 |
| Prepaid expenses | 908 | 506 |
| Prepaid property taxes | 1,064 | 925 |
| Deferred and refundable income taxes | <u>11</u> | <u>-</u> |
| Total Current Assets | <u>25,643</u> | <u>26,437</u> |
| Other Assets: | | |
| Right-of-use asset | 5,101 | - |
| Deferred charges and other assets | 4,184 | 12,516 |
| Acquisition premium, net | <u>62,899</u> | <u>65,082</u> |
| Total Other Assets | <u>72,184</u> | <u>77,598</u> |
| TOTAL ASSETS | \$ <u><u>344,889</u></u> | \$ <u><u>349,232</u></u> |

The accompanying notes are an integral part of these consolidated financial statements.

PENNICHUCK CORPORATION AND SUBSIDIARIES

Consolidated Balance Sheets - Continued

As of December 31, 2022 and 2021

(in thousands, except share data)

| | <u>2022</u> | <u>2021</u> |
|--|--------------------------|--------------------------|
| STOCKHOLDER'S EQUITY (DEFICIT) AND LIABILITIES | | |
| Stockholder's Equity (Deficit): | | |
| Common stock; \$0.01 par value; 1,000 shares authorized, issued and outstanding | \$ - | \$ - |
| Additional paid in capital | 30,561 | 30,561 |
| Accumulated deficit | (36,363) | (34,381) |
| Accumulated other comprehensive income | <u>524</u> | <u>356</u> |
| Total Stockholder's Equity (Deficit) | <u>(5,278)</u> | <u>(3,464)</u> |
| Long-Term Debt, Less Current Portion and Unamortized Debt Issuance Costs | <u>229,303</u> | <u>227,063</u> |
| Current Liabilities: | | |
| Lines of credit | 6,246 | 6,608 |
| Current portion of long-term debt | 7,999 | 9,149 |
| Current portion of operating lease liability | 285 | - |
| Accounts payable | 3,258 | 2,452 |
| Accrued property taxes | - | 142 |
| Deferred revenue | 69 | 67 |
| Accrued interest payable | 1,389 | 1,341 |
| Other accrued expenses | 278 | 559 |
| Accrued wages and payroll withholding | 438 | 387 |
| Customer deposits and other | <u>654</u> | <u>1,298</u> |
| Total Current Liabilities | <u>20,616</u> | <u>22,003</u> |
| Other Liabilities and Deferred Credits: | | |
| Deferred income taxes | 14,418 | 14,850 |
| Accrued pension liability | 6,177 | 12,159 |
| Unamortized debt premium | 3,556 | 3,660 |
| Deferred investment tax credits | 338 | 371 |
| Regulatory liability | 9,894 | 9,906 |
| Accrued post-retirement benefits | 3,401 | 4,748 |
| Customer advances | 84 | 84 |
| Contributions in aid of construction, net | 57,306 | 57,302 |
| Derivative instrument | 10 | 290 |
| Long-term operating lease liability, net of current portion | 4,816 | - |
| Other long-term liabilities | <u>248</u> | <u>260</u> |
| Total Other Liabilities and Deferred Credits | <u>100,248</u> | <u>103,630</u> |
| TOTAL STOCKHOLDER'S EQUITY (DEFICIT) AND LIABILITIES | \$ <u>344,889</u> | \$ <u>349,232</u> |

The accompanying notes are an integral part of these consolidated financial statements.

PENNICHUCK CORPORATION AND SUBSIDIARIES

Consolidated Statements of Income (Loss)
For the Years Ended December 31, 2022 and 2021
(in thousands)

| | <u>2022</u> | <u>2021</u> |
|--|-------------------|-------------------|
| Operating Revenues | \$ <u>56,081</u> | \$ <u>52,004</u> |
| Operating Expenses: | | |
| Operations and maintenance | 29,003 | 26,707 |
| Depreciation and amortization | 8,856 | 8,751 |
| Taxes other than income taxes | <u>6,399</u> | <u>6,872</u> |
| Total Operating Expenses | <u>44,258</u> | <u>42,330</u> |
| Operating Income | 11,823 | 9,674 |
| Interest Expense | (14,114) | (13,902) |
| Other, Net | <u>-</u> | <u>340</u> |
| Loss Before Provision for Income Taxes | (2,291) | (3,888) |
| (Provision) Benefit for Income Taxes | <u>587</u> | <u>189</u> |
| Net Loss | <u>\$ (1,704)</u> | <u>\$ (3,699)</u> |

The accompanying notes are an integral part of these consolidated financial statements.

PENNICHUCK CORPORATION AND SUBSIDIARIES

Consolidated Statements of Comprehensive Income (Loss)
For the Years Ended December 31, 2022 and 2021
(in thousands)

| | <u>2022</u> | <u>2021</u> |
|---|-------------------|-------------------|
| Net Loss | \$ (1,704) | \$ (3,699) |
| Other Comprehensive Income (Loss): | | |
| Unrealized gain (loss) on derivatives | 206 | 72 |
| Reclassification of net income (loss) realized in net loss | 73 | (68) |
| Income tax provision relating to other comprehensive income (loss) | <u>(111)</u> | <u>98</u> |
| Other Comprehensive Income (Loss) | <u>168</u> | <u>102</u> |
| Comprehensive Loss | <u>\$ (1,536)</u> | <u>\$ (3,597)</u> |

The accompanying notes are an integral part of these consolidated financial statements.

PENNICHUCK CORPORATION AND SUBSIDIARIES
Consolidated Statement of Changes in Stockholder's Equity (Deficit)

For the Year Ended December 31, 2022
(in thousands, except per share data)

| | <u>Common Stock</u> | | <u>Additional Paid in Capital</u> | <u>Accumulated Deficit</u> | <u>Accumulated Other Comprehensive Income</u> | <u>Total</u> |
|---|---------------------|---------------|---|--------------------------------|---|-------------------|
| | <u>Shares</u> | <u>Amount</u> | | | | |
| Balance as of January 1, 2022 | 1,000 | \$ - | \$ 30,561 | \$ (34,381) | \$ 356 | \$ (3,464) |
| Common dividends declared | - | - | | (278) | - | (278) |
| Net loss | - | - | - | (1,704) | - | (1,704) |
| Other comprehensive income: | | | | | | |
| Unrealized gain on derivatives, net of taxes of \$82 | - | - | | - | 124 | 124 |
| Reclassification of net income realized in net loss, net of taxes of \$29 | - | - | | - | 44 | 44 |
| Balance as of December 31, 2022 | <u>1,000</u> | <u>\$ -</u> | <u>\$ 30,561</u> | <u>\$ (36,363)</u> | <u>\$ 524</u> | <u>\$ (5,278)</u> |

The accompanying notes are an integral part of these consolidated financial statements.

PENNICHUCK CORPORATION AND SUBSIDIARIES

Consolidated Statement of Changes in Stockholder's Equity
For the Year Ended December 31, 2021
(in thousands, except per share data)

| | Common Stock | | Additional Paid in Capital | Accumulated Deficit | Accumulated Other Comprehensive Income | Total |
|---|--------------|-------------|----------------------------------|------------------------|---|-------------------|
| | Shares | Amount | | | | |
| Balance as of January 1, 2021 | 1,000 | \$ - | \$ 30,561 | \$ (30,403) | \$ 254 | \$ 412 |
| Common dividends declared | - | - | - | (279) | - | (279) |
| Net loss | - | - | - | (3,699) | - | (3,699) |
| Other comprehensive income: | | | | | | |
| Unrealized loss on derivatives, net of taxes of \$(63) | - | - | - | - | 43 | 43 |
| Reclassification of net income realized in net loss, net of taxes of \$27 | - | - | - | - | 59 | 59 |
| Balance as of December 31, 2021 | <u>1,000</u> | <u>\$ -</u> | <u>\$ 30,561</u> | <u>\$ (34,381)</u> | <u>\$ 356</u> | <u>\$ (3,464)</u> |

The accompanying notes are an integral part of these consolidated financial statements.

PENNICHUCK CORPORATION AND SUBSIDIARIES

Consolidated Statements of Cash Flows
For the Years Ended December 31, 2022 and 2021
(in thousands)

| | <u>2022</u> | <u>2021</u> |
|--|----------------|----------------|
| Cash Flows From Operating Activities: | | |
| Net Loss | \$ (1,704) | \$ (3,699) |
| Adjustments to reconcile net loss to net cash provided by operating activities: | | |
| Depreciation and amortization | 8,967 | 8,843 |
| Amortization of deferred investment tax credits | (33) | (33) |
| Provision for deferred income taxes | (557) | (161) |
| Gain on disposition of property | - | (345) |
| Changes in assets and liabilities: | | |
| (Increase) decrease in accounts receivable billed, unbilled and other | 1,528 | (1,084) |
| (Increase) decrease in inventory | (258) | (135) |
| (Increase) decrease in prepaid expenses | (541) | 365 |
| (Increase) decrease in refundable income taxes | (11) | - |
| (Increase) decrease in deferred charges and other assets | 11,344 | 8,179 |
| Increase (decrease) in accounts payable and deferred revenue | 865 | (521) |
| Increase (decrease) in accrued property taxes | (145) | 145 |
| Increase (decrease) in accrued interest payable | 48 | 37 |
| Increase (decrease) in other | <u>(8,268)</u> | <u>(2,387)</u> |
| Net cash provided by operating activities | <u>11,235</u> | <u>9,204</u> |
| Cash Flows From Investing Activities: | | |
| Purchase of property, plant and equipment including debt component of allowance for funds used during construction | (8,653) | (8,816) |
| Proceeds from sale of property | <u>-</u> | <u>429</u> |
| Net cash used for investing activities | <u>(8,653)</u> | <u>(8,387)</u> |

(continued)

The accompanying notes are an integral part of these consolidated financial statements.

PENNICHUCK CORPORATION AND SUBSIDIARIES

Consolidated Statements of Cash Flows - Continued
For the Years Ended December 31, 2022 and 2021
(in thousands)

| | <u>2022</u> | <u>2021</u> |
|--|------------------|------------------|
| Cash Flows From Financing Activities: | | |
| Borrowings (payments) on lines of credit, net | \$ (362) | \$ 1,128 |
| Payments on long-term debt | (9,152) | (6,046) |
| Contributions in aid of construction | 16 | 40 |
| Proceeds from long-term borrowings | 7,441 | 9,614 |
| Debt issuance costs | (323) | (302) |
| Dividends paid | <u>(278)</u> | <u>(279)</u> |
| Net cash provided by (used for) financing activities | <u>(2,658)</u> | <u>4,155</u> |
| Increase (Decrease) in cash, cash equivalents, and restricted cash | (76) | 4,972 |
| Cash, cash equivalents, and restricted cash at beginning of period | <u>14,404</u> | <u>9,432</u> |
| Cash, cash equivalents, and restricted cash at end of period | <u>\$ 14,328</u> | <u>\$ 14,404</u> |

**Supplemental Disclosure of Cash Flow and Non-cash Items
For the Years Ended December 31, 2022 and 2021 (in thousands)**

| | <u>2022</u> | <u>2021</u> |
|--------------------------------------|-------------|-------------|
| Cash paid during the period for: | | |
| Interest | \$ 11,114 | \$ 10,907 |
| Income taxes | 151 | 105 |
| Non-cash items: | | |
| Contributions in aid of construction | 1,381 | 2,093 |
| Forgiveness of debt | 112 | 89 |

The accompanying notes are an integral part of these consolidated financial statements.

PENNICHUCK CORPORATION AND SUBSIDIARIES

Notes to the Consolidated Financial Statements

1. Description of Business and Summary of Significant Accounting Policies

Description of Business

Pennichuck Corporation (“the Company,” “we,” or “our”) is a holding company headquartered in Nashua, New Hampshire with five wholly owned operating subsidiaries: Pennichuck Water Works, Inc., (“Pennichuck Water”) Pennichuck East Utility, Inc., (“Pennichuck East”) and Pittsfield Aqueduct Company, Inc. (“PAC”) (collectively referred to as the Company’s “utility subsidiaries”), which are involved in regulated water supply and distribution to customers in New Hampshire; Pennichuck Water Service Corporation (“Service Corporation”) which conducts non-regulated water-related services; and The Southwood Corporation (“Southwood”) which has historically owned several parcels of undeveloped land.

The Company’s utility subsidiaries are engaged principally in the collection, storage, treatment and distribution of potable water to approximately 39,000 customers throughout the State of New Hampshire. The utility subsidiaries, which are regulated by the New Hampshire Public Utilities Commission (the “NHPUC”), are subject to the provisions of Accounting Standards Codification (“ASC”) Topic 980 “*Regulated Operations*.”

Summary of Significant Accounting Policies

Basis of Presentation

The accompanying consolidated financial statements include the accounts of the Company and its wholly owned subsidiaries. All significant intercompany transactions have been eliminated in consolidation.

Use of Estimates in the Preparation of Consolidated Financial Statements

The preparation of consolidated financial statements in conformity with accounting principles generally accepted in the United States of America requires management to make estimates and assumptions that affect the reported amounts of assets and liabilities and disclosure of contingent assets and liabilities at the date of the consolidated financial statements and the reported amounts of revenues and expenses during the reporting period. Actual results could differ from those estimates.

Property, Plant and Equipment

Property, plant and equipment, which includes principally the water utility assets of the Company's utility subsidiaries, is recorded at cost plus an allowance for funds used during construction on major, long-term projects and includes property funded with contributions in aid of construction.

Maintenance, repairs and minor improvements are charged to expense as incurred. Improvements which significantly increase the value of property, plant and equipment are capitalized.

Cash and Cash Equivalents

Cash and cash equivalents generally consist of cash, money market funds and other short-term liquid investments with original maturities of three months or less.

Restricted Cash – RSF

This restricted cash balance consists of funds maintained for the Rate Stabilization Funds ("RSF"), which was initially established in conformity with the requirements of NHPUC Order No. 25,292, as explained more fully in Note 14 of these consolidated financial statements. The RSF is a set of imprest funds of \$5 million in the aggregate, which is subject to funding above or below the imprest fund balance, reflecting actual revenue and/or expense performance as it relates to prescribed revenue and specific expense levels supported by the RSF. The excess or deficient amount (versus the \$5 million imprest balances) is subject to return or collection to rate payers over the succeeding three-year period of time, as of the rate order issued with the next promulgated rate case filing. On November 7, 2017, the NHPUC approved and issued Order No. 26,070 which established new rates for Pennichuck Water. In addition, the rate order then authorized the reallocation of the initial and existing \$5,000,000 RSF among the Company's utility subsidiaries. Such that, Pennichuck Water's allocated share of the RSF funds would now be \$3,920,000, with the remaining balance of \$1,080,000 to be allocated between Pennichuck East and PAC. Rate order No. 26,179, under docket DW 17-128 then allocated \$980,000 of the \$1,080,000 to Pennichuck East with the remaining \$100,000 to PAC (for which the approval to allocate these funds to PAC was approved in November 2021 with rate order No. 26,544, in docket DW 20-153). The purpose for splitting and allocating the original RSF funds amongst the regulated subsidiary companies was to provide additional reserves at the individual entity level, which would aid in ensuring sufficient capital reserve funds are available to each entity Company, to support its operations. For the years ended December 31, 2022 and 2021, the aggregated balances in the RSFs and restricted cash accounts were approximately \$10.8 million and \$11.6 million, respectively.

Restricted Cash – CIAC

This restricted cash balance consists of funds maintained for the income tax impact from Contributions in Aid of Construction (“CIAC”), which was established in conformity with the NHPUC approval provided to the Company’s regulated utilities on November 27, 2019. This amendment to the Company’s tariffs allows for the recovery from developers and other CIAC contributors, the tax costs needed to fully fund the associated tax liability created from the elimination of an exemption whereby CIAC to water utilities was exempt from taxation, was eliminated with the passage of the Tax Cuts and Jobs Act of 2017 (“the TCJA”). The Infrastructure Investment and Jobs act of 2021 retroactively made CIAC non-taxable for federal tax, reversing the effect federally of the TCJA, whereas the taxation of CIAC for NH Business Profits Taxes remained in effect. Subsequently, in April 2022, legislation was passed in New Hampshire to reinstate the non-taxability of water utility CIAC for Business Profits Taxes. As such, the Company was able to cease collection of these taxes for both Federal and State purposes, after effective dates that the exemptions were reinstated. For the years ended December 31, 2022 and 2021, the balances in this restricted cash account were approximately \$134,000 and \$1.0 million, respectively. In accordance with the amended tariffs, these funds are the first used to pay for income tax liability payments incurred by the Company, when and if actually incurred.

Restricted Cash – Bond Project Funds

This restricted cash balance consists of funds remaining from the issuance or funding of semiannual debt service requirements of the Series 2014, 2019, 2020, 2021 and 2022 tax-exempt bonds (the “Bonds”) in December of 2014, April of 2019, April and August of 2020, and April 2021 and April 2022, respectively. The proceeds from those bond issuance transactions are maintained in separate restricted cash accounts, with Trustee oversight, and are subject to withdrawal as a reimbursement of eligible capital project expenditures for the years 2014 through 2022, as defined by the indenture and issuance documents associated with each offering. The restricted cash accounts are also used as a “conduit” for the transfer of money from operating cash to restricted cash, allowing the Trustee to make the required payments to bondholders for principal and interest due semi-annually.

As of December 31, 2021, the funds in these restricted cash accounts totaled approximately \$255,000. During 2022, approximately \$258,000 was withdrawn from the restricted cash accounts to make the principal and interest payments for the Bonds, on January 1, July 1 and October 1. In December 2022, approximately \$222,000 was transferred into these restricted cash accounts from the Company’s operating cash accounts, to provide the funds needed to make the net principal and interest payments due on January 1, 2023 for the Bonds. As of December 31, 2022, the funds in these restricted cash accounts totaled approximately \$219,000.

Concentration of Credit Risks

Financial instruments that subject the Company to credit risk consist primarily of cash (including cash equivalents and restricted cash) and accounts receivable. Cash balances are invested in financial institutions insured by the Federal Deposit Insurance Corporation ("FDIC"). At December 31, 2022 and 2021, the Company had approximately \$14,000,000 and \$14,500,000 in excess of FDIC insured limits, respectively. Our accounts receivable balances primarily represent amounts due from the residential, commercial and industrial customers of our regulated water utility operations, as well as receivables from our Service Corporation customers.

Accounts Receivable – Billed, Net

Water utility accounts receivable (regulated) are recorded at invoiced amounts.

Non-regulated accounts receivable are recorded based upon contracted prices when the Company obtains an unconditional right to payment under the terms of the contract.

The allowance for doubtful accounts is our best estimate of the amount of probable credit losses in our existing accounts receivable and is determined based on historical write-off experience and the aging of account balances. We review the allowance for doubtful accounts quarterly. Account balances are written off against the allowance when it is probable the receivable will not be recovered.

Accounts Receivable – Unbilled, Net

We read our customer meters on a monthly basis and record revenues based on meter reading results. Information from the last meter reading date is used to estimate the value of unbilled revenues through the end of the accounting period. Estimates of water utility revenues for water delivered to customers but not yet billed are accrued at the end of each accounting period. Actual results could differ from those estimates.

Inventory

Inventory is stated at the lower of cost or net realizable value, cost being determined using the average cost method which approximates the first-in, first-out (FIFO) method.

Deferred Charges and Other Assets

Deferred charges include certain regulatory assets and other assets. Regulatory assets are amortized over the periods they are recovered through NHPUC-authorized water rates. The Company's utility subsidiaries have recorded certain regulatory assets in cases where the NHPUC has permitted, or is expected to permit, recovery of these costs over future periods. Currently, the regulatory assets are being amortized over periods ranging from 2 to 25 years.

Unamortized Debt Issuance Costs

Unamortized debt issuance costs are amortized over the original term of the related bonds and notes. The Company's utility subsidiaries have recorded unamortized debt issuance costs in cases where the NHPUC has permitted, or is expected to permit, recovery of these costs over future periods. The debt issuance costs are being amortized over the original lives of the associated debt.

Contributions in Aid of Construction

Under construction contracts with real estate developers and others, the Company's utility subsidiaries may receive non-refundable grants or advances for the cost of installing new water mains or other capital assets. These grants or advances are recorded as CIAC. The Company's utility subsidiaries also record to plant and CIAC the fair market value of developer installed mains and any excess of fair market value over the cost of community water systems purchased from developers. CIAC are amortized over the life of the related properties.

Paycheck Protection Program Loan

The Company accounted for its Paycheck Protection Program (PPP) loan in accordance with the guidelines established by the Financial Accounting Standards Board (FASB) ASC 470, "Debt". The guidance required the Company to account for the proceeds from the PPP loan as debt and apply interest considering the ten-month interest payment deferral allowed for the loan. The Company elected to report the PPP loan as long-term debt until forgiveness was received or denied.

Revenue Recognition – Regulated Entities

Standard charges for water utility services to customers are recorded as revenue, based upon meter readings and contract service, as services are provided. The majority of the Company's water revenues are based on rates approved by the NHPUC. Estimates of unbilled service revenues are recorded in the period the services are provided. Provision is made in the consolidated financial statements for estimated uncollectible accounts.

Revenue Recognition – Non-Regulated Entities

The Company derives its non-regulated revenues primarily from water management services which include contract operations and maintenance, and water testing and billing services to municipalities and small, privately owned community water systems. Revenue is measured based on consideration specified in contracts with customers. The Company recognizes revenue when it satisfies performance obligations under the terms of the contract which generally occurs with the transfer of control of the services to the customer. Revenues from unplanned additional work are based upon time and materials incurred in connection with activities not specifically identified in the contract, or for which work levels exceed contracted amounts.

Revenues from real estate operations, other than undistributed earnings or losses from equity method joint ventures, are recorded upon completion of a sale of real property. The Company's real estate holdings outside of the Company's utility subsidiaries are comprised primarily of undeveloped land.

The Company does not have any significant financing components as payment is received at or shortly after the point of sale.

Contract Combination

To determine the proper revenue recognition method for contracts, the Company evaluates whether two or more contracts should be combined and accounted for as one single contract and whether the combined or single contract should be accounted for as more than one performance obligation. This evaluation requires significant judgment and the decision to combine a group of contracts or separate a combined or single contract into multiple performance obligations could change the amount of revenue and profit recorded in a given period. Contracts are considered to have a single performance obligation if the promise to transfer the individual goods or services is not separately identifiable from other promises in the contracts, which is mainly because the Company provides a significant service of integrating a complex set of tasks and components into a single project or capability.

For contracts with multiple performance obligations, the Company allocates the transaction price to each performance obligation using management's best estimate of the standalone selling price of each distinct good or service in the contract. In cases where the Company does not provide the distinct good or service on a standalone basis, the primary method used to estimate standalone selling price is the expected cost plus a margin approach, under which management forecasts the Company's expected costs of satisfying a performance obligation and then adds an appropriate margin for that distinct good or service.

Performance Obligations

For performance obligations related to operations, planned maintenance, and water testing and billing services, control transfers to the customer over time as the services are provided. These services are sold primarily to municipalities or small, privately owned community water systems. The majority of the Company's unplanned maintenance contracts are billed on a time and materials basis and revenue is recognized over time as the services are performed. The majority of the Company's operations, planned maintenance, and water testing and billing contracts are billed on a fixed price basis. For fixed price contracts, the Company measures its progress towards complete satisfaction of the performance obligation using a time-based measure. This method is used because management considers time elapsed to be the best available measure of progress on contracts.

Contract Estimates and Modifications

Due to the nature of the work required to be performed on many of the Company's performance obligations, the estimation of total revenue and cost at completion is complex, subject to many variables and requires significant judgment.

As a significant change in one or more of these estimates could affect the profitability of the Company's contracts, management reviews and updates the Company's contract-related estimates regularly through a Company-wide project review process in which management reviews the progress and execution of the Company's performance obligations and the estimate at completion. As part of this process, management reviews information including, but not limited to, any outstanding key contract matters, progress towards completion and the related program schedule, and the related changes in estimates of revenues and costs. Management must make assumptions and estimates regarding labor productivity and availability, the complexity of the work to be performed, the cost and availability of materials, among other variables.

The Company recognizes adjustments in estimated profit on contracts under the cumulative catch-up method. Under this method, the impact of the adjustment on profit recorded to date is recognized in the period the adjustment is identified. Revenue and profit in future periods of contract performance is recognized using the adjusted estimate. If at any time the estimate of contract profitability indicates an anticipated loss on the contract, the Company recognizes the total loss in the period it is identified.

Variable Consideration

Variable consideration is estimated at the most likely amount to which the Company is expected to be entitled. Any variable consideration is included in the transaction price to the extent it is probable that a significant reversal of cumulative revenue recognized will not occur when the uncertainty associated with the variable consideration is resolved. Estimates of variable consideration and the determination of whether to include estimated amounts in the transaction price are based largely on assessments of legal enforceability, the Company's performance, and all information (historical, current, and forecasted) that is reasonably available to management.

Variable consideration is allocated entirely to a performance obligation or to a distinct good or service within a performance obligation if it relates specifically to efforts to satisfy the performance obligation or transfer the distinct good or service, and the allocation depicts the amount of consideration the Company expects to be entitled.

Significant Judgments

The Company recognizes contract revenue for financial reporting purposes over time. Progress toward completion of the Company's contracts is measured using a time-based criterion for each contract and requires significant judgment. This method is used because management considers time-elapsed to be the best available measure of progress on contracts.

Contract Assets and Liabilities

Billing practices are governed by the contract terms of each project based upon achievement of milestones or pre-agreed schedules. Billings do not necessarily correlate with revenue recognized using a time-elapsed method of revenue recognition. Contract assets include unbilled amounts typically resulting from revenue under long-term contracts when the time-elapsed method of revenue recognition is utilized and revenue recognized exceeds the amount billed to the customer, and right to payment is not unconditional. Contract liabilities consist of deferred revenue.

Contract assets and liabilities are reported in a net position on a contract-by-contract basis at the end of each reporting period. The Company classifies deferred revenue as current or noncurrent based on the timing of when revenue is expected to be recognized. The current portion of deferred revenue is included in current liabilities in the Consolidated Balance Sheets.

Practical Expedients

The Company generally expenses pre-contract costs when incurred because the amortization period would have been one year or less.

Leases

The Company is the lessee in several noncancellable operating leases, for corporate office space and other office equipment. The Company determines if an arrangement is a lease, or contains a lease, at inception of a contract and when the terms of an existing contract are changed. The Company recognizes a lease liability and a right-of-use (ROU) asset at the commencement date of the lease. The lease liability is initially and subsequently recognized based on the present value of its future lease payments. Variable payments are included in the future lease payments when those variable payments depend on an index or a rate. The Company generally does not have access to the rate implicit in the lease, and therefore the Company utilizes its incremental borrowing rate as the discount rate for real estate and the risk-free rate as the discount rate for office equipment at the lease commencement date for all classes of underlying assets. The Company's incremental borrowing rate for a lease is the rate of interest it would have to pay on a collateralized basis to borrow an amount equal to the lease payments under similar terms and in a similar economic environment. The ROU asset is subsequently measured throughout the lease term at the amount of the remeasured lease liability (i.e., present value of the remaining lease payments), plus unamortized initial direct costs, plus (minus) any prepaid (accrued) lease payments, less the unamortized balance of lease incentives received, and any impairment recognized. Lease cost for operating lease payments is recognized on a straight-line basis over the lease term. Lease cost for finance lease payments is recognized on a straight-line basis over the lease term for the ROU asset amortization plus interest expense for the period.

The Company has elected, for all underlying classes of assets, to not recognize ROU assets and lease liabilities for short-term leases that have a lease term of 12 months or less at lease commencement, and do not include an option to purchase the underlying asset that the Company is reasonably certain to exercise. The Company recognizes lease cost associated with short-term leases on a straight-line basis over the lease term. The Company made an accounting policy election by class of underlying asset, for office equipment, to account for each separate lease component of a contract and its associated non-lease components (lessor-provided maintenance) as a single lease component.

Income Taxes

Income taxes are recorded using the accrual method and the provision for federal and state income taxes is based on income reported in the consolidated financial statements, adjusted for items not recognized for income tax purposes. Provisions for deferred income taxes are recognized for accelerated depreciation and other temporary differences. A valuation allowance is provided to offset any net deferred tax assets if, based upon available evidence, it is more likely than not that some or all of the deferred tax assets will not be realized. Investment tax credits previously realized for income tax purposes are amortized for financial statement purposes over the life of the property, giving rise to the credit.

Adoption of New Accounting Standards

Effective January 1, 2022, the Company adopted FASB ASC 842, *Leases*. The Company determines if an arrangement contains a lease at inception based on whether the Company has the right to control the asset during the contract period and other facts and circumstances. The Company elected the package of practical expedients permitted under the transition guidance within the new standard, which among other things, allowed it to carry forward the historical lease classification. The Company elected the short-term lease recognition exemption for all leases that qualify. Consequently, for those leases that qualify, the Company will not recognize right-of-use assets or lease liabilities on the consolidated balance sheet. The Company generally does not have access to the rate implicit in the lease, and therefore the Company utilizes its incremental borrowing for real estate and the risk-free rate for office equipment as the discount rate.

Adoption of ASC 842 resulted in the recognition of ROU assets of \$5,400,762 and operating lease liabilities of \$5,400,762 as of January 1, 2022. Results for periods beginning prior to January 1, 2022 continue to be reported in accordance with the Company's historical accounting treatment. Adoption of ASC 842 did not have a material impact on the Company's results of operations and cash flows. See Note 7.

See *Summary of Significant Accounting Policies, Leases*, above for further discussion of the effects of adopting ASC 842 on our significant accounting policies.

2. Property, Plant and Equipment

The components of property, plant and equipment as of December 31, 2022 and 2021 were as follows:

| (in thousands) | <u>2022</u> | <u>2021</u> | <u>Useful Lives (in years)</u> |
|---|-------------------|-------------------|------------------------------------|
| Utility Property: | | | |
| Land and land rights | \$ 5,963 | \$ 5,956 | - |
| Source of supply | 73,535 | 74,318 | 3 - 70 |
| Pumping and purification | 32,901 | 32,374 | 7 - 64 |
| Transmission and distribution, including services, meters and hydrants | 206,375 | 202,139 | 15 - 91 |
| General and other equipment | 17,626 | 17,017 | 7 - 75 |
| Intangible plant | 790 | 790 | 20 |
| Construction work in progress | <u>1,234</u> | <u>376</u> | |
| Total utility property | 338,424 | 332,970 | |
| Total non-utility property | <u>5</u> | <u>5</u> | 5 - 10 |
| Total property, plant and equipment | 338,429 | 332,975 | |
| Less accumulated depreciation | <u>(91,367)</u> | <u>(87,778)</u> | |
| Property, Plant and Equipment, net | <u>\$ 247,062</u> | <u>\$ 245,197</u> | |

The provision for depreciation is computed on the straight-line method over the estimated useful lives of the assets, which range from 3 to 91 years. The weighted average composite depreciation rate was 2.42% and 2.44% in 2022 and 2021, respectively.

3. Restricted Cash

The following table provides a reconciliation of cash, cash equivalents, and restricted cash reported within the consolidated balance sheets that sum to the total of the same such amounts shown in the consolidated statements of cash flows.

| (in thousands) | <u>2022</u> | <u>2021</u> |
|--|------------------|------------------|
| Cash and cash equivalents | \$ 3,138 | \$ 1,493 |
| Restricted cash - RSFs and Restricted Accounts | 10,837 | 11,619 |
| Restricted cash - CIAC | 134 | 1,037 |
| Restricted cash - Bond Project Funds | <u>219</u> | <u>255</u> |
| Total cash, cash equivalents and restricted cash shown in the consolidated statements of cash flows | <u>\$ 14,328</u> | <u>\$ 14,404</u> |

Amounts included in restricted cash represent those required to be set aside as outlined in Note 1.

4. Accounts Receivable

Accounts receivable consisted of the following at December 31, 2022 and 2021:

| (in thousands) | <u>2022</u> | <u>2021</u> |
|--------------------------------------|-----------------|-----------------|
| Accounts receivable - billed | \$ 5,118 | \$ 3,663 |
| Less allowance for doubtful accounts | <u>(70)</u> | <u>(87)</u> |
| Accounts receivable - billed, net | <u>\$ 5,048</u> | <u>\$ 3,576</u> |
| Accounts receivable - unbilled | \$ 3,277 | \$ 6,277 |
| Less allowance for doubtful accounts | <u>-</u> | <u>-</u> |
| Accounts receivable - unbilled, net | <u>\$ 3,277</u> | <u>\$ 6,277</u> |

5. Deferred Charges and Other Assets

Deferred charges and other assets as of December 31, 2022 and 2021 consisted of the following:

| (in thousands) | <u>2022</u> | <u>2021</u> | <u>Recovery Period (in years)</u> |
|---|-----------------|------------------|---|
| Regulatory assets: | | | |
| Source development charges | \$ 908 | \$ 1,016 | 5 - 25 |
| Miscellaneous studies | 1,031 | 1,099 | 2 - 25 |
| Unrecovered pension and post-retirement benefits expense | <u>1,379</u> | <u>9,560</u> | (1) |
| Total regulatory assets | 3,318 | 11,675 | |
| Supplemental executive retirement plan asset | <u>866</u> | <u>841</u> | |
| Total deferred charges and other assets | <u>\$ 4,184</u> | <u>\$ 12,516</u> | |

⁽¹⁾ We expect to recover these amounts consistent with the anticipated expense recognition of these assets.

6. Post-Retirement Benefit Plans

Pension Plan and Other Post-Retirement Benefits

The Company has a non-contributory, defined benefit pension plan (the “DB Plan”) that covers substantially all employees. The benefits are based on years of service and participant compensation levels. The Company’s funding policy is to contribute annual amounts that meet the requirements for funding under the U.S. Department of Labor’s Pension Protection Act. Contributions are intended to provide not only for benefits attributed to service to date, but also for those expected to be earned in the future.

Post-retirement medical benefits are provided for eligible retired employees through one of two plans (collectively referred to as our “OPEB Plans”). For employees who retire on or after the normal retirement age of 65, benefits are provided through a post-retirement plan (the “Post-65 Plan”). For eligible non-union employees who retire prior to their normal retirement age and who have met certain age and service requirements, benefits are provided through a post-employment medical plan (the “Post-employment Plan”). Future benefits under the Post-65 Plan increase annually based on the actual percentage of wage and salary increases earned from the plan inception date to the normal retirement date. The benefits under the Post-employment Plan allow for the continuity of medical benefits coverage at group rates from the employee’s retirement date until the employee becomes eligible for Medicare, which are fully funded by the retiree. The liability related to the Post-65 Plan will be funded from the general assets of our Company.

Upon retirement, if a qualifying employee elects to receive medical benefits under our Post-65 Plan, we pay up to a maximum monthly benefit of \$393 based on years of service.

The following table sets forth information regarding our DB Plan and our OPEB Plans as of December 31, 2022 and for the year then ended:

| (in thousands) | <u>DB Plan</u> | <u>OPEB Plans</u> |
|--|-------------------|-------------------|
| Projected benefit obligations | \$ 29,787 | \$ 3,878 |
| Employer contribution | 863 | 11 |
| Benefits paid, excluding expenses | (862) | (91) |
| Fair value of plan assets | 23,610 | 524 |
| Accumulated benefit obligation | 27,616 | - |
| Funded status | (6,177) | (3,401) |
| Net periodic benefit cost | 1,310 | 368 |
| Amount of the funded status recognized in the Consolidated Balance Sheet consisted of: | | |
| Current liability | - | - |
| Non-current liability | <u>(6,177)</u> | <u>(3,401)</u> |
| Total | <u>\$ (6,177)</u> | <u>\$ (3,401)</u> |

The following table sets forth information regarding our DB Plan and our OPEB Plans as of December 31, 2021 and for the year then ended:

| (in thousands) | <u>DB Plan</u> | <u>OPEB Plans</u> |
|--|--------------------|-------------------|
| Projected benefit obligations | \$ 39,455 | \$ 5,443 |
| Employer contribution | 1,144 | 11 |
| Benefits paid, excluding expenses | (839) | (85) |
| Fair value of plan assets | 27,296 | 695 |
| Accumulated benefit obligation | 35,558 | - |
| Funded status | (12,159) | (4,748) |
| Net periodic benefit cost | 1,950 | 415 |
| Amount of the funded status recognized in the Consolidated Balance Sheet consisted of: | | |
| Current liability | - | - |
| Non-current liability | <u>(12,159)</u> | <u>(4,748)</u> |
| Total | <u>\$ (12,159)</u> | <u>\$ (4,748)</u> |

The components of net periodic benefit cost other than the service cost component are included in the line item operations and maintenance in the consolidated statements of income (loss), as the amounts are immaterial to these consolidated financial statements.

Changes in plan assets and benefit obligations recognized in regulatory assets, for the year ended December 31, 2022, were as follows:

| (in thousands) | <u>DB Plan</u> | <u>OPEB Plans</u> |
|---|-----------------|-------------------|
| Regulatory asset balance, beginning of period | \$ 8,454 | \$ 1,106 |
| Net actuarial gain incurred during the period | (6,099) | (1,730) |
| Prior service cost incurred during the period | - | 16 |
| Recognized net actuarial gain | <u>(330)</u> | <u>(38)</u> |
| Regulatory asset balance, end of period | <u>\$ 2,025</u> | <u>\$ (646)</u> |

Changes in plan assets and benefit obligations recognized in regulatory assets, for the year ended December 31, 2021, were as follows:

| (in thousands) | <u>DB Plan</u> | <u>OPEB Plans</u> |
|---|-----------------|-------------------|
| Regulatory asset balance, beginning of period | \$ 12,525 | \$ 1,672 |
| Net actuarial gain incurred during the period | (3,420) | (510) |
| Prior service cost incurred during the period | - | 16 |
| Recognized net actuarial gain | <u>(651)</u> | <u>(72)</u> |
| Regulatory asset balance, end of period | <u>\$ 8,454</u> | <u>\$ 1,106</u> |

Amounts recognized in regulatory assets for the DB and OPEB Plans that have not yet been recognized as components of net periodic benefit cost of the following as of December 31, 2022:

| (in thousands) | <u>DB Plan</u> | <u>OPEB Plans</u> |
|---------------------------|-----------------|-------------------|
| Net actuarial (gain) loss | \$ 2,025 | \$ (563) |
| Prior service cost | <u>-</u> | <u>(83)</u> |
| Regulatory asset | <u>\$ 2,025</u> | <u>\$ (646)</u> |

Amounts recognized in regulatory assets for the DB and OPEB Plans that have not yet been recognized as components of net periodic benefit cost of the following as of December 31, 2021:

| (in thousands) | <u>DB Plan</u> | <u>OPEB Plans</u> |
|--------------------|-----------------|-------------------|
| Net actuarial loss | \$ 8,454 | \$ 1,205 |
| Prior service cost | <u>-</u> | <u>(99)</u> |
| Regulatory asset | <u>\$ 8,454</u> | <u>\$ 1,106</u> |

The key assumptions used to value benefit obligations and calculate net periodic benefit cost for our DB and OPEB Plans include the following:

| | <u>2022</u> | <u>2021</u> |
|--|-------------|-------------|
| Discount rate for net periodic benefit cost, beginning of year | 2.74% | 2.39% |
| Discount rate for benefit obligations, end of year ^(a) | 4.98% | 2.74% |
| Expected return on plan assets for the period (net of investment expenses) | 7.00% | 7.00% |
| Rate of compensation increase, beginning of year | 3.00% | 3.00% |
| Healthcare cost trend rate (applicable only to OPEB Plans) | 5.00% | 5.50% |

^(a) An increase or decrease in the discount rate of 0.5% would result in a change in the funded status as of December 31, 2022, for the DB Plan and the OPEB Plans of approximately \$2.0 million and \$291 thousand, respectively.

The estimated net actuarial loss for our DB Plan that will be amortized in 2023 from the regulatory assets into net periodic benefit costs is \$2,025. The estimated net actuarial gain and prior service cost for our OPEB Plans that will be amortized in 2023 from the regulatory assets into net periodic benefit costs is \$646.

In establishing its investment policy, the Company has considered the fact that the DB Plan is a major retirement vehicle for its employees and the basic goal underlying the establishment of the policy is to provide that the assets of the DB Plan are invested in accordance with the asset allocation range targets to achieve our expected return on DB Plan assets. The Company's investment strategy applies to its OPEB Plans as well as the DB Plan. The expected long-term rate of return on DB Plan and OPEB Plan assets is based on the Plans' expected asset allocation, expected returns on various classes of Plan assets, as well as historical returns.

The assets of our Post-65 Plan are held in two separate Voluntary Employee Beneficiary Association ("VEBA") trusts. The VEBA plan assets are maintained in directed trust accounts at a commercial bank.

The investment strategy for the Company's DB Plan and OPEB Plans utilizes several different asset classes with varying risk/return characteristics. The following table indicates the asset allocation percentages of the fair value of the DB Plan and OPEB Plans' assets for each major type of plan asset as of December 31, 2022, as well as the targeted allocation range:

| | DB Plan | | OPEB Plans | |
|---------------------------|-------------|------------------------------|-------------|------------------------------|
| | | Asset Allocation Range | | Asset Allocation Range |
| Equities | 61% | 30% - 100% | 71% | 30% - 100% |
| Fixed income | 15% | 20% - 70% | 16% | 0% - 50% |
| Cash and cash equivalents | <u>24%</u> | 0% - 15% | <u>13%</u> | 0% - 15% |
| Total | <u>100%</u> | | <u>100%</u> | |

The following table indicates the asset allocation percentages of the fair value of the DB Plan and OPEB Plans' assets for each major type of plan asset as of December 31, 2021, as well as the targeted allocation range:

| | DB Plan | | OPEB Plans | |
|---------------------------|-------------|------------------------------|-------------|------------------------------|
| | | Asset Allocation Range | | Asset Allocation Range |
| Equities | 61% | 30% - 100% | 74% | 30% - 100% |
| Fixed income | 15% | 20% - 70% | 17% | 0% - 50% |
| Cash and cash equivalents | <u>24%</u> | 0% - 15% | <u>9%</u> | 0% - 15% |
| Total | <u>100%</u> | | <u>100%</u> | |

Management uses its best judgment in estimating the fair value of its financial instruments. However, there are inherent weaknesses in any estimation technique. Therefore, for substantially all financial instruments, the fair value estimates herein are not necessarily indicative of the amounts that we could realize in a sales transaction for these instruments. The estimated fair value amounts have been measured as of year-end and have not been reevaluated or updated for purposes of these consolidated financial statements subsequent to those respective dates.

Investments in common stock and mutual funds are stated at fair value by reference to quoted market prices. Money market funds are valued utilizing the net asset value per unit based on the fair value of the underlying assets as determined by the directed trustee.

The DB Plan also holds assets under an immediate participation guarantee group annuity contract with a life insurance company. The assets under the contract are invested in pooled separate accounts and in a general investment account. The pooled separate accounts are valued based on net asset value (NAV) per unit of participation in the fund. The NAV is used as a practical expedient to estimate fair values. This practical expedient is not used when it is determined to be probable that the fund will sell the investment for an amount different than that reported at NAV. These accounts have no unfunded commitments or significant redemption restrictions at year-end. The value of these units is determined by the trustee based on the current market values of the underlying assets of the pooled separate accounts. Therefore, the value of the pooled separate accounts is deemed to be at estimated fair value.

The general investment account is not actively traded, and significant other observable inputs are not available. The fair value of the general investment account is calculated by discounting the related cash flows based on current yields of similar instruments with comparable durations.

The methods described above may produce a fair value calculation that may not be indicative of net realizable value or reflective of future fair values. Furthermore, while the Plan's management believes the valuation methodologies are appropriate and consistent with other market participants, the use of different methodologies or assumptions to determine the fair value of certain investments could result in a different fair value measurement at the reporting date.

A fair value hierarchy which prioritizes the inputs to valuation methods is used to measure fair value. The hierarchy gives the highest priority to unadjusted quoted prices in active markets for identical assets or liabilities (Level 1 measurements) and the lowest priority to unobservable inputs (Level 3 measurements).

The fair value of DB Plan and OPEB Plan assets by levels within the fair value hierarchy used as of December 31, 2022 was as follows:

| (in thousands) | <u>Fair Value</u> | <u>Level 1</u> | <u>Level 2</u> | <u>Level 3</u> |
|--|-------------------|----------------|----------------|-----------------|
| DB Plan: | | | | |
| Guaranteed Interest Accounts | \$ <u>5,668</u> | \$ <u>-</u> | \$ <u>-</u> | \$ <u>5,668</u> |
| Total Assets in the Fair Value Hierarchy | 5,668 | - | - | 5,668 |
| Investments measured at net asset value ^(a) | <u>17,942</u> | <u>-</u> | <u>-</u> | <u>-</u> |
| DB Plan Investments, at Fair Value | <u>23,610</u> | <u>-</u> | <u>-</u> | <u>5,668</u> |
| OPEB Plans: | | | | |
| Common stocks | 276 | 276 | - | - |
| Mutual funds | 96 | 96 | - | - |
| Fixed income funds | 85 | 85 | - | - |
| Money market funds | <u>67</u> | <u>-</u> | <u>67</u> | <u>-</u> |
| Total Assets in the Fair Value Hierarchy | 524 | 457 | 67 | - |
| Investments measured at net asset value ^(a) | <u>-</u> | <u>-</u> | <u>-</u> | <u>-</u> |
| OPEB Plans Investments, at Fair Value | <u>524</u> | <u>457</u> | <u>67</u> | <u>-</u> |
| Totals | \$ <u>24,134</u> | \$ <u>457</u> | \$ <u>67</u> | \$ <u>5,668</u> |

(a) In accordance with Subtopic 820-10, certain investments that were measured at fair value using the net asset value per share (or its equivalent) practical expedient have not been classified in the fair value hierarchy. The fair value amounts presented in this table are intended to permit reconciliation of the fair value hierarchy to the amounts presented in the statements of assets available for benefits of the Plans.

The fair value of DB Plan and OPEB Plan assets by levels within the fair value hierarchy used as of December 31, 2021 was as follows:

| (in thousands) | <u>Fair Value</u> | <u>Level 1</u> | <u>Level 2</u> | <u>Level 3</u> |
|--|-------------------|----------------|----------------|-----------------|
| DB Plan: | | | | |
| Guaranteed Interest Accounts | \$ 6,642 | \$ - | \$ - | \$ 6,642 |
| Total Assets in the Fair Value Hierarchy | 6,642 | - | - | 6,642 |
| Investments measured at net asset value ^(a) | <u>20,654</u> | <u>-</u> | <u>-</u> | <u>-</u> |
| DB Plan Investments, at Fair Value | <u>27,296</u> | <u>-</u> | <u>-</u> | <u>6,642</u> |
| OPEB Plans: | | | | |
| Common stocks | 373 | 373 | - | - |
| Mutual funds | 138 | 138 | - | - |
| Fixed income funds | 120 | 120 | - | - |
| Money market funds | <u>63</u> | <u>-</u> | <u>63</u> | <u>-</u> |
| Total Assets in the Fair Value Hierarchy | 694 | 631 | 63 | - |
| Investments measured at net asset value ^(a) | <u>-</u> | <u>-</u> | <u>-</u> | <u>-</u> |
| OPEB Plans Investments, at Fair Value | <u>694</u> | <u>631</u> | <u>63</u> | <u>-</u> |
| Totals | <u>\$ 27,990</u> | <u>\$ 631</u> | <u>\$ 63</u> | <u>\$ 6,642</u> |

(a) In accordance with Subtopic 820-10, certain investments that were measured at fair value using the net asset value per share (or its equivalent) practical expedient have not been classified in the fair value hierarchy. The fair value amounts presented in this table are intended to permit reconciliation of the fair value hierarchy to the amounts presented in the statements of assets available for benefits of the Plans.

Level 1: Based on quoted prices in active markets for identical assets.

Level 2: Based on significant observable inputs.

Level 3: Based on significant unobservable inputs.

The following table summarizes investments at fair value based on NAV per share as of December 31, 2022 and 2021, respectively:

| (in thousands) | <u>Fair Value</u> |
|--------------------------------|-------------------|
| December 31, 2022 | |
| Pooled Separate Accounts: | |
| Equities | \$ 14,377 |
| Fixed Income | <u>3,565</u> |
| Total Pooled Separate Accounts | <u>\$ 17,942</u> |
| December 31, 2021 | |
| Pooled Separate Accounts: | |
| Equities | \$ 16,648 |
| Fixed Income | <u>4,006</u> |
| Total Pooled Separate Accounts | <u>\$ 20,654</u> |

The following table presents a period-end reconciliation of DB Plan assets measured and recorded at fair value on a recurring basis, using significant unobservable inputs (Level 3):

| (in thousands) | <u>2022</u> | <u>2021</u> |
|--|-----------------|-----------------|
| Balance, beginning of year | \$ 6,642 | \$ 5,731 |
| Plan transfers | (381) | 202 |
| Contributions | 216 | 599 |
| Benefits paid | (874) | - |
| Return on plan assets (net of investment expenses) | <u>65</u> | <u>110</u> |
| Balance, end of year | <u>\$ 5,668</u> | <u>\$ 6,642</u> |

In order to satisfy the minimum funding requirements of the Employee Retirement Income Security Act of 1974, applicable to defined benefit pension plans, the Company anticipates it will contribute approximately \$0.75 million to the DB Plan in 2023.

The following maximum benefit payments, which reflect expected future service, as appropriate, are expected to be paid in the years indicated:

| (in thousands) | <u>DB Plan</u> | <u>OPEB Plans</u> |
|---------------------|------------------|-------------------|
| 2023 | \$ 1,225 | \$ 115 |
| 2024 | 1,401 | 129 |
| 2025 | 1,521 | 140 |
| 2026 | 1,589 | 151 |
| 2027 | 1,736 | 169 |
| 2028 and thereafter | <u>10,429</u> | <u>1,060</u> |
| Total | <u>\$ 17,901</u> | <u>\$ 1,764</u> |

Because the Company is subject to regulation in the state in which it operates, we are required to maintain our accounts in accordance with the regulatory authority's rules and regulations. In those instances, we follow the guidance of ASC Topic 980 ("Regulated Operations"). Based on prior regulatory practice, we recorded underfunded DB Plan and OPEB Plan obligations as a regulatory asset, and we expect to recover those costs in rates charged to customers.

Defined Contribution Plan

In addition to the defined benefit plan, the Company provides and maintains a defined contribution plan covering substantially all employees. Under this plan, the Company matches 100% of the first 3% of each participating employee's eligible compensation contributed to the plan. The matching employer's contributions, recorded as operating expenses, were approximately \$311,000 and \$294,000 for the years ended December 31, 2022 and 2021, respectively.

7. Leases

The Company leases its corporate office facilities and office equipment for various terms under long-term, noncancelable operating lease agreements. The leases expire at various dates through 2025 and provide for renewal options ranging from 3 months to 5 years. The exercise of these renewal options is at the sole discretion of the Company, and only lease options that the Company believes are reasonably certain to exercise are included in the measurement of the lease assets and liabilities. In the normal course of business, it is expected that these leases will be renewed or replaced by leases on other properties.

Operating lease costs were approximately \$383,000 during the year ended December 31, 2022. These costs are primarily related to long-term operating leases but may also include immaterial amounts for variable lease payments and short-term leases with terms greater than 30 days.

During the year ended December 31, 2022, the Company had the following cash and non-cash activities related to leases:

(in thousands)

Cash paid for amounts included in the measurement of lease liabilities:

| | | |
|---|----|-----|
| Operating cash flows for operating leases | \$ | 383 |
|---|----|-----|

Non-cash investing and financing activities:

ROU assets obtained in exchange

for lease liabilities:

| | | |
|------------------|----|------|
| Operating leases | \$ | 5401 |
|------------------|----|------|

Weighted average lease term and discount rate as of December 31, 2022 were as follows:

| | |
|---------------------------------------|-------|
| Weighted average remaining lease term | 9.88 |
| Weighted average discount rate | 5.00% |

Maturities of lease liabilities under noncancellable operating leases as of December 31, 2022, are as follows for the years ending December 31:

| | | |
|----------------------------------|----|---------------------|
| (in thousands) | | |
| 2023 | \$ | 380 |
| 2024 | | 380 |
| 2025 | | 380 |
| 2026 | | 380 |
| 2027 | | 380 |
| Thereafter | | <u>8,729</u> |
| Total lease payments | | 10,629 |
| Less imputed interest | | <u>(5,528)</u> |
| Present value of lease liability | \$ | <u><u>5,101</u></u> |

Rent expense, as previously defined under FASB ASC 840, for all operating leases was \$385,300 for the year ended December 31, 2021

8. Financial Measurement and Fair Value of Financial Instruments

Management uses its best judgment in estimating the fair value of its financial instruments. However, there are inherent weaknesses in any estimation technique. Therefore, for substantially all financial instruments, the fair value estimates herein are not necessarily indicative of the amounts that we could realize in a sales transaction for these instruments. The estimated fair value amounts have been measured as of the period end and have not been reevaluated or updated for purposes of these consolidated financial statements subsequent to those respective dates.

A fair value hierarchy is used, which prioritizes the inputs to valuation methods used to measure fair value. The hierarchy gives the highest priority to unadjusted quoted prices in active markets for identical assets or liabilities (Level 1 measurements) and the lowest priority to unobservable inputs (Level 3 measurements). The three levels of fair value hierarchy are as follows:

Level 1: Based on quoted prices in active markets for identical assets.

Level 2: Based on significant observable inputs.

Level 3: Based on significant unobservable inputs.

An asset or liability's level within the fair value hierarchy is based on the lowest level of input that is significant to the fair value measurement.

For assets and liabilities measured at fair value on a recurring basis, the fair value measurement by levels within the fair value hierarchy used as of December 31, 2022 and 2021 were as follows:

| (in thousands) | <u>December 31, 2022</u> | | | |
|--------------------|--------------------------|----------------|----------------|----------------|
| | <u>Total</u> | <u>Level 1</u> | <u>Level 2</u> | <u>Level 3</u> |
| Liabilities: | | | | |
| Interest rate swap | \$ <u>(10)</u> | \$ <u>-</u> | \$ <u>(10)</u> | \$ <u>-</u> |

| (in thousands) | <u>December 31, 2021</u> | | | |
|--------------------|--------------------------|----------------|-----------------|----------------|
| | <u>Total</u> | <u>Level 1</u> | <u>Level 2</u> | <u>Level 3</u> |
| Liabilities: | | | | |
| Interest rate swap | \$ <u>(290)</u> | \$ <u>-</u> | \$ <u>(290)</u> | \$ <u>-</u> |

The carrying value of certain financial instruments included in the accompanying Consolidated Balance Sheets, along with the related fair value, as of December 31, 2022 and 2021 was as follows:

| (in thousands) | <u>2022</u> | | <u>2021</u> | |
|------------------------------|-----------------------|-------------------|-----------------------|-------------------|
| | <u>Carrying Value</u> | <u>Fair Value</u> | <u>Carrying Value</u> | <u>Fair Value</u> |
| Liabilities: | | | | |
| Interest rate swap liability | \$ <u>(10)</u> | \$ <u>(10)</u> | \$ <u>(290)</u> | \$ <u>(290)</u> |

The fair market value of the interest rate swap represents the estimated cost to terminate this agreement as of December 31, 2022 and 2021 based upon the then-current interest rates and the related credit risk.

The carrying values of our cash and cash equivalents, restricted cash, accounts receivable and accounts payable approximate their fair values because of their short-term maturity dates. The carrying value of CIAC approximates its fair value because it is expected that this is the amount that will be recovered in future rates. The carrying values of lines of credit and long-term debt approximate fair value, as interest rates approximate market rates.

9. Revenue from Contracts with Customers – Non-Regulated Entities

Revenue is recognized when control of the promised goods or services is transferred to customers, in an amount that reflects the consideration we expect to be entitled to in exchange for those goods or services.

Disaggregation of Revenue

For the years ended December 31, 2022 and 2021, revenue recognized for goods and services transferred over time totaled \$2,857,868 and \$3,339,069, respectively.

For the year ended December 31, 2022, approximately 48% of revenues were from large-contract customers, 31% of revenues were from small contract customers (con-ops), and 21% of revenues were from residential maintenance and other customers. For the year ended December 31, 2021, approximately 58% of revenues were from large-contract customers, 25% of revenues were from small contract customers (con-ops), and 17% of revenues were from residential maintenance and other customers. In addition, substantially all of the Company's contracts were service-related type contracts.

10. Income Taxes

The components of the federal and state income tax provision (benefit) as of December 31, 2022 and 2021 were as follows:

| (in thousands) | <u>2022</u> | <u>2021</u> |
|--|-----------------|-----------------|
| Federal | \$ (391) | \$ (151) |
| State | (163) | (5) |
| Amortization of investment tax credits | <u>(33)</u> | <u>(33)</u> |
| Total | <u>\$ (587)</u> | <u>\$ (189)</u> |
| Current | \$ - | \$ (127) |
| Deferred | <u>(587)</u> | <u>(62)</u> |
| Total | <u>\$ (587)</u> | <u>\$ (189)</u> |

The following is a reconciliation between the statutory federal income tax rate and the effective income tax rate for 2022 and 2021:

| | <u>2022</u> | <u>2021</u> |
|---|---------------|--------------|
| Statutory federal rate | 21.0 % | 21.0 % |
| State tax rate, net of federal benefits | 6.1 | 6.1 |
| Permanent differences | (2.9) | (23.0) |
| Amortization of investment tax credits | <u>1.4</u> | <u>0.9</u> |
| Effective tax rate | <u>25.6 %</u> | <u>5.0 %</u> |

The temporary items that give rise to the net deferred tax liability as of December 31, 2022 and 2021 were as follows:

| (in thousands) | <u>2022</u> | <u>2021</u> |
|------------------------------------|------------------|------------------|
| Liabilities: | | |
| Property-related, net | \$ 23,668 | \$ 23,417 |
| Other | <u>922</u> | <u>740</u> |
| Total liabilities | <u>24,590</u> | <u>24,157</u> |
| Assets: | | |
| Pension accrued liability | 2,043 | 1,817 |
| Net operating loss carryforward | 7,105 | 6,331 |
| Alternative minimum tax credit | 476 | 476 |
| NH Business Enterprise Tax credits | 967 | 1,103 |
| Other | <u>548</u> | <u>682</u> |
| | 11,139 | 10,409 |
| Less valuation allowance | <u>(967)</u> | <u>(1,102)</u> |
| Total assets | <u>10,172</u> | <u>9,307</u> |
| Net deferred income tax liability | <u>\$ 14,418</u> | <u>\$ 14,850</u> |

The Company has accumulated federal net operating losses. The federal tax benefit of the cumulative net operating losses is approximately \$5.3 million, begins to expire in 2033, and is included in deferred income taxes in the Consolidated Balance Sheet as of December 31, 2022. Approximately 75% of the net operating losses are 100% available to be applied to taxable income in future years and are not subject to the TCJA as they were generated prior to the 2018 tax year. The enactment of the TCJA now limits the net operating loss shelter to 80% of taxable income, for post-2017 tax year losses. The TCJA also provides for net operating losses to be carried forward indefinitely instead of limited to 20 years, as is the case for pre-2018 losses; however, carrybacks of these losses are no longer permitted. Approximately 25% of the net operating losses were generated in 2019 through 2021 and therefore are subject to the 80% limitation.

The Company has accumulated New Hampshire net operating losses. The New Hampshire tax benefit of the cumulative net operating loss is approximately \$1.8 million which begins to expire in 2023 and is included in deferred income taxes in the Consolidated Balance Sheet as of December 31, 2022.

As of December 31, 2022 and 2021, it is estimated that approximately \$476,000 and \$476,000, respectively, of cumulative federal alternative minimum tax credits may be carried forward indefinitely as a credit against our regular tax liability.

As of December 31, 2022 and 2021, the Company had New Hampshire Business Enterprise Tax (“NHBET”) credits of approximately \$967,000 and \$1,100,000, respectively. NHBET credits begin to expire in 2023. It is anticipated that these NHBET credits will not be fully utilized before they expire; therefore, a valuation allowance has been recorded related to these credits. The valuation allowance decreased by approximately \$135,000 and \$146,000 in the years ended December 31, 2022 and 2021, respectively.

Investment tax credits resulting from utility plant additions are deferred and amortized. The unamortized investment tax credits are being amortized through the year 2033.

The Company had a regulatory liability related to income taxes of approximately \$9,894,000 and \$9,906,000 as of December 31, 2022 and 2021, respectively. This represents the estimated future reduction in revenues associated with deferred taxes which were collected at rates higher than the currently enacted rates and the amortization of deferred investment tax credits.

A review of the portfolio of uncertain tax positions was performed. In this regard, an uncertain tax position represents the expected treatment of a tax position taken in a filed tax return, or as planned to be taken in a future tax return, that has not been reflected in measuring income tax expense for financial reporting purposes. As a result of this review, it was determined that the Company had no material uncertain tax positions, and tax planning strategies will be used, if required and when possible, to avoid the expiration of any future net operating loss and/or tax credits.

The Company’s practice is to recognize interest and/or penalties related to income tax matters in “Other, Net” in the Consolidated Statements of Income. We incurred no interest in 2022 and 2021. We incurred no penalties during the years ended December 31, 2022 and 2021.

11. Long-Term Debt

Long-term debt as of December 31, 2022 and 2021 consisted of the following:

| (in thousands) | 2022 | |
|---|------------|---------------------------------|
| | Principal | Unamortized Debt Issuance Costs |
| Unsecured note payable to City of Nashua, 5.75%, due 12/25/2041 | \$ 96,937 | \$ - |
| Unsecured Business Finance Authority: | | |
| Revenue Bonds (Series 2014B), 4.50%, due January 1, 2045 | 4,615 | 96 |
| Revenue Bonds (Series 2018A), interest rates from 4.375% to 5.00%, due April 1, 2048 | 4,460 | 226 |
| Revenue Bonds (Series 2018B), 4.33%, due April 1, 2028 | 705 | 37 |
| Revenue Bonds (Series 2019A), interest rates from 2.19% to 4.15%, due April 1, 2049 | 7,805 | 258 |
| Revenue Bonds (Series 2020A), interest rates from 3.15% to 4%, due April 1, 2050 | 7,000 | 265 |
| Revenue Bonds (Series 2020B), 5.25%, due April 1, 2023 | 125 | 1 |
| Revenue Bonds (Series 2020C), interest rates from 1.25% to 4.02%, due September 1, 2055 (3) | 71,195 | 5,018 |
| Revenue Bonds (Series 2021A), interest rates from 4% to 5%, due April 1, 2051 | 4,985 | 234 |
| Revenue Bonds (Series 2021B), 1.05%, due April 1, 2024 | 85 | - |
| Revenue Bonds (Series 2022A), interest rate 4 to 5%, due April 1, 2052 | 6,695 | 262 |
| Revenue Bonds (Series 2022B), 3.63%, due April 1, 2025 | 90 | - |
| Unsecured notes payable to bank, floating-rate, due March 1, 2030 | 2,030 | 9 |
| Unsecured notes payable to bank, 3.62%, due June 20, 2023 | 1,060 | 1 |
| Unsecured notes payable to bank, 4.20%, due December 20, 2041 | 1,058 | 5 |
| Unsecured notes payable to bank, 4.83%, due December 20, 2041 | 815 | 4 |
| Unsecured notes payable to bank, 4.25%, due June 20, 2033 | 583 | 5 |
| Unsecured notes payable to bank, 4.90%, due March 6, 2040 | 506 | 28 |
| Unsecured notes payable to bank, 5.33%, due June 20, 2043 | 316 | 9 |
| Unsecured notes payable to bank, 4.38%, due September 20, 2044 | 1,063 | 14 |
| Unsecured notes payable to bank, 3.98%, due January 1, 2046 | 761 | 12 |
| Unsecured notes payable to bank, 4.18%, due October 20, 2046 | 1,105 | 10 |
| Unsecured notes payable to bank, 4.25%, due December 20, 2046 | 2,489 | 13 |
| Unsecured notes payable to bank, 7.16%, due October 1, 2047 | 654 | 6 |
| Unsecured New Hampshire State Revolving Fund ("SRF") notes (1) | 21,269 | 157 |
| Unsecured New Hampshire Drinking Water & Groundwater Trust Fund ("DWGTF") notes (2) | 8,337 | 20 |
| Unamortized debt issuance costs for defeased obligations, allowed by regulation | - | 2,751 |
| Total | 246,743 | \$ 9,441 |
| Less current portion | (7,999) | |
| Less unamortized debt issuance costs | (9,441) | |
| Total long-term debt, less current portion and unamortized debt issuance costs | \$ 229,303 | |

(1) SRF notes are due through 2051 at interest rates ranging from 1% to 3.8%. These notes are payable in 120 to 360 consecutive monthly installments of principal and interest. The 1% rate applies to construction projects still in process until the earlier of (i) the date of substantial completion of the improvements, or (ii) various dates specified in the note (such earlier date being the interest rate change date). Commencing on the interest rate change date, the interest rate changes to the lower of (i) the rate as stated in the note or (ii) 80% of the established 11 General Obligations Bond Index published during the specified time period before the interest rate change date.

(2) DWGTF notes are due through 2051 at interest rates ranging from 2.7% to 3.4%. These notes are payable in 360 consecutive monthly installments of principle and interest. The 1% rate applies to construction projects still in process until the earlier of (i) the date of substantial completion of the improvements or (ii) June 1, 2020 as specified in the note (such earlier date being the interest rate change date). Commencing on the interest rate change date, the interest rate change to the rate as stated in the note.

(3) Revenue Bonds (2020C) proceeds were partially used to advance refund the 2014A, 2015A and 2015B bonds with maturity dates of January 1, 2045, January 1, 2046, and January 1, 2031, respectively. The advance refunding proceeds are held in escrow until their future call dates of December 2023 and December 2024, to then be used to facilitate retirement of the bonds. Of the remaining \$5,018 of Unamortized Debt Issuance Costs as of December 31, 2020 generated by the September 2nd issuance, \$3,713 are directly tied the advance refunding and will fully-amortize on a straight-line basis until their respective call dates.

| (in thousands) | 2021 | |
|--|-------------------|---------------------------------------|
| | Principal | Unamortized Debt Issuance Costs |
| Unsecured note payable to City of Nashua, 5.75%, due 12/25/2041 | \$ 99,632 | \$ - |
| Unsecured Business Finance Authority: | | |
| Revenue Bonds (Series 2014B), 4.50%, due January 1, 2045 | 4,725 | 101 |
| Revenue Bonds (Series 2018A), interest rates from 4.375% to 5.00%, due April 1, 2048 | 4,460 | 235 |
| Revenue Bonds (Series 2018B), 4.33%, due April 1, 2028 | 805 | 44 |
| Revenue Bonds (Series 2019A), interest rates from 2.19% to 4.15%, due April 1, 2049 | 7,945 | 267 |
| Revenue Bonds (Series 2020A), interest rates from 3.15% to 4%, due April 1, 2050 | 7,000 | 275 |
| Revenue Bonds (Series 2020B), 5.25%, due April 1, 2023 | 255 | 7 |
| Revenue Bonds (Series 2020C), interest rates from 1.25% to 4.02%, due September 1, 2055 (3) | 72,420 | 7,836 |
| Revenue Bonds (Series 2021A), interest rates from 4% to 5%, due April 1, 2051 | 5,065 | 240 |
| Revenue Bonds (Series 2021B), 1.05%, due April 1, 2024 | 125 | 5 |
| Unsecured notes payable to bank, floating-rate, due March 1, 2030 | 2,267 | 10 |
| Unsecured notes payable to bank, 3.62%, due June 20, 2023 | 1,141 | 2 |
| Unsecured notes payable to bank, 4.20%, due December 20, 2041 | 1,094 | 4 |
| Unsecured notes payable to bank, 4.83%, due December 20, 2041 | 840 | 5 |
| Unsecured notes payable to bank, 4.25%, due June 20, 2033 | 626 | 5 |
| Unsecured notes payable to bank, 4.90%, due March 6, 2040 | 524 | 30 |
| Unsecured notes payable to bank, 5.33%, due June 20, 2043 | 324 | 10 |
| Unsecured notes payable to bank, 4.38%, due September 20, 2044 | 1,091 | 15 |
| Unsecured notes payable to bank, 3.98%, due January 1, 2046 | 781 | 12 |
| Unsecured notes payable to bank, 4.18%, due October 20, 2046 | 1,131 | 11 |
| Unsecured notes payable to bank, 4.25%, due December 20, 2046 | 2,547 | 12 |
| Unsecured New Hampshire State Revolving Fund ("SRF") notes (1) | 22,592 | 152 |
| Unsecured New Hampshire Drinking Water & Groundwater Trust Fund ("DWGTF") notes (2) | 8,520 | 10 |
| Paycheck Protection Program Loan, 1.00%, due May 7, 2022 | 2,544 | 2 |
| Unamortized debt issuance costs for defeased obligations, allowed by regulation | - | 2,952 |
| Total | 248,454 | \$ 12,242 |
| Less current portion | (9,149) | |
| Less unamortized debt issuance costs | (12,242) | |
| Total long-term debt, less current portion and unamortized debt issuance costs | \$ 227,063 | |

(1) SRF notes are due through 2051 at interest rates ranging from 1% to 3.8%. These notes are payable in 120 to 240 consecutive monthly installments of principal and interest. The 1% rate applies to construction projects still in process until the earlier of (i) the date of substantial completion of the improvements, or (ii) various dates specified in the note (such earlier date being the interest rate change date). Commencing on the interest rate change date, the interest rate changes to the lower of (i) the rate as stated in the note or (ii) 80% of the established 11 General Obligations Bond Index published during the specified time period before the interest rate change date.

(2) DWGTF notes are due through 2050 at interest rates ranging from 2.7% to 3.4%. These notes are payable in 360 consecutive monthly installments of principle and interest. The 1% rate applies to construction projects still in process until the earlier of (i) the date of substantial completion of the improvements or (ii) June 1, 2020 as specified in the note (such earlier date being the interest rate change date). Commencing on the interest rate change date, the interest rate change to the rate as stated in the note.

(3) Revenue Bonds (2020C) proceeds were partially used to advance refund the 2014A, 2015A and 2015B bonds with maturity dates of January 1, 2045, January 1, 2046, and January 1, 2031, respectively. The advance refunding proceeds are held in escrow until their future call dates of December 2023 and December 2024, to then be used to facilitate retirement of the bonds. Of the remaining \$7,836 of Unamortized Debt Issuance Costs as of December 31, 2020 generated by the September 2nd issuance, \$6,491 are directly tied the advance refunding and will fully-amortize on a straight-line basis until their respective call dates.

The aggregate principal payment requirements subsequent to December 31, 2022 are as follows:

| (in thousands) | <u>Amount</u> |
|---------------------|-------------------|
| 2023 | \$ 7,999 |
| 2024 | 7,231 |
| 2025 | 7,500 |
| 2026 | 7,796 |
| 2027 | 8,086 |
| 2028 and thereafter | <u>208,131</u> |
| Total | <u>\$ 246,743</u> |

Several of Pennichuck Water’s loan agreements contain a covenant that prevents Pennichuck Water from declaring dividends if Pennichuck Water does not maintain a minimum net worth of \$4.5 million. As of December 31, 2022 and 2021, Pennichuck Water’s net worth was \$92.0 million and \$97.8 million, respectively.

The 2014B, 2018A, 2018B, 2019A, 2020A, 2020B, 2020C, 2021A, 2021B, 2022A and 2022B bonds were issued under a new bond indenture and loan and trust agreement, established with the issuance of the 2014 Series Bonds, which contains certain covenant obligations upon Pennichuck Water, which are as follows:

Debt to Capital Covenant - Pennichuck Water cannot create, issue, incur, assume or guarantee any short-term debt if (1) the sum of the short-term debt plus its funded debt (“Debt”) shall exceed 85% of the sum of its short-term debt, funded debt and capital stock plus surplus accounts (“Capital”), unless the short-term debt issued in excess of the 85% is subordinated to the Series 2014 bonds. Thereby, the ratio of Debt to Capital must be equal to or less than 1.0. As of December 31, 2022 and 2021, Pennichuck Water has a Debt to Capital Coverage ratio of 0.7 and 0.7, respectively.

All Bonds Test - Additionally, Pennichuck Water cannot create, issue, incur, assume or guarantee any new funded debt, if the total outstanding funded debt (“Total Funded Debt”) will exceed the sum of MARA (as defined in Note 14 of these consolidated financial statements) and 85% of its Net Capital Properties (“MARA and Capital Properties”), and unless net revenues or EBITDA (earnings before interest, taxes, depreciation and amortization) shall equal or exceed for at least 12 consecutive months out of the 15 months preceding the issuance of the new funded debt by 1.1 times the maximum amount for which Pennichuck Water will be obligated to pay in any future year (“Max Amount Due”), as a result of the new funded debt being incurred. Thereby, the ratio of Total Funded Debt to MARA and Capital Properties must be equal to or less than 1.0; as of December 31, 2022 and 2021, this coverage ratio was 0.6 and 0.6, respectively. Also, the ratio of EBITDA to the Max Amount Due must be equal to or greater than 1.1; as of December 31, 2022 and 2021, this ratio was 1.9 and 2.3, respectively.

Rate Covenant Test - If during any fiscal year, the EBITDA of Pennichuck Water shall not equal at least 1.1 times all amounts paid or required to be paid during that year (“Amounts Paid”), then the Company shall undertake reasonable efforts to initiate a rate-making proceeding with the NHPUC, to rectify this coverage requirement in the succeeding fiscal years. Thereby, the ratio of EBITDA to Amounts Paid must be equal to or greater than 1.1; as of December 31, 2022 and 2021, the Rate Covenant coverage ratio was 1.75 and 2.19, respectively.

Pennichuck East’s loan agreement for its unsecured notes payable to a bank of \$12.4 million and \$12.4 million at December 31, 2022 and 2021, respectively, contains a minimum debt service coverage ratio requirement of 1.10. At December 31, 2022 and 2021, this ratio was 1.41 and 1.47, respectively.

On September 2, 2020, Pennichuck Water issued approximately \$73.6 million of taxable bonds through the New Hampshire Business Finance Authority to: (1) advance refund and refinance Pennichuck Water’s series 2014A, 2015A, and 2015B bonds; (2) early retire an AULI bank loan set to mature on March 1, 2021 with a “bullet” maturity due at that date; (3) complete the replenishment of the Material Operating Expense Revenue Requirement (MOERR) RSF for Pennichuck Water back to nearly its authorized imprest value; and (4) repay Pennichuck Water’s Fixed Asset Line of Credit (FALOC) for monies borrowed while awaiting rate relief from this bonding event and the Pennichuck Water rate case approved by NHPUC Order No. 26,425. The bond issuance was approved by the Company’s Board of Directors and the Sole Stockholder. This issuance received NHPUC approval in Order No. 26,383 dated July 24, 2020, which authorized up to \$75.0 million in bonds.

On October 29, 2021, the NHPUC issued NISI Order No. 26,538, with an effective date of November 30, 2021, approving Pennichuck East Utility’s request to borrow \$2,546,632 from CoBank, ACB for a 25-year term. This financing was used to fund a “one time” refill and replenishment of the Company’s Material Operating Expense Revenue Requirement (MOERR) RSF, as well as repay intercompany debt incurred to support the Company as it waited for final permanent rate relief, and the reestablishment of its RSF funds. On November 30, 2021, Pennichuck East Utility closed on this term loan financing transaction with CoBank, ACB in the amount of \$2,546,632 for a term of 25 years at an interest rate of 4.25%.

As of December 31, 2022 and 2021, the Company had a \$2.0 million and \$2.3 million, respectively, interest rate swap which qualifies as a derivative. This financial derivative is designated as a cash flow hedge. This financial instrument is used to mitigate interest rate risk associated with our outstanding \$2.0 million loan which has a floating interest rate based on the three-month London Interbank Offered Rate (“LIBOR”) plus 1.88% as of December 31, 2022. The combined effect of the LIBOR-based borrowing formula and the swap produces an “all-in fixed borrowing cost” equal to 5.95%. The fair value of the financial derivative, as of December 31, 2022 and 2021, included in our Consolidated Balance Sheets under “Other Liabilities and Deferred Credits” as “Derivative instrument” was \$10,000 and \$290,000, respectively. Changes in the fair value of this derivative were deferred in accumulated other comprehensive income.

As of March 31, 2023, the LIBOR rate will cease to be available as a market-based rate for debt instruments. As of that date, all of the debt instruments outstanding and forward-looking will be based upon the Secured Overnight Financing Rate (“SOFR”) to replace the LIBOR rate. Instead of a calculated rate of LIBOR plus 1.88%, the new rate will be SOFR plus 1.85%. The Swap agreement will be repriced as of that date, as well, to reflect a new rate based upon SOFR that will allow for a net borrowing cost equal to or less than the existing 5.95% “all in fixed borrowing cost.”

Swap settlements are recorded in the consolidated statements of income (loss) with the hedged item as interest expense. During the years ended December 31, 2022 and 2021, \$73,000 income and \$68,000 loss, respectively, was reclassified pre-tax from accumulated other comprehensive income (loss) to interest expense as a result of swap settlements. The Company expects to reclassify approximately \$(11,000), pre-tax, from accumulated other comprehensive income to interest expense as a result of swap settlements, over the next twelve months.

Paycheck Protection Program Loan

On May 7, 2020, the Company received loan proceeds in the amount of approximately \$2,543,600 under the Small Business Administration (SBA) PPP. The PPP, established as part of the Coronavirus Aid, Relief and Economic Security Act (CARES Act), which was enacted March 27, 2020, provides for loans to qualifying businesses for amounts up to 2.5 times the average monthly payroll expenses of the qualifying business.

Any unforgiven portion of the PPP loan is payable over two years, from the date of the initial approval of the loan, at an interest rate of 1%, with deferral of payments for the first ten months. Early in 2022, the Company’s application for forgiveness was denied and as of December 31, 2021 the PPP loan has been reclassified to current portion of long-term debt with a maturity date of May 7, 2022.

12. Lines of Credit

The Company's existing Working Capital Line of Credit (WCLOC) was renewed and extended to expire on June 30, 2024. Pennichuck Water's \$12 million Fixed Asset Line of Credit (PWW FALOC) expires on June 30, 2023, with PWW currently in negotiation on a renewal and extension of this multi-year facility. Pennichuck East's \$3 million Fixed Asset Line of Credit (PEU FALOC) is set to expire on September 30, 2023, with PEU currently in negotiation on a renewal and extension of this multi-year facility. The two Fixed Asset Lines of Credit (FALOC and PEU FALOC) are used to fund construction work in progress on capital projects, which are refinanced into long-term term loan obligations or issued bond indebtedness, annually.

Short-term borrowing activity under the Company's WCLOC for the years ended December 31, 2022 and 2021 was:

| (in thousands) | <u>2022</u> | <u>2021</u> |
|--|-------------|-------------|
| Established line as of December 31, | \$ 4,000 | \$ 4,000 |
| Maximum amount outstanding during period | 2,236 | 2,312 |
| Average amount outstanding during period | 785 | 942 |
| Amount outstanding as of December 31, | 785 | - |
| Weighted average interest rate during period | 3.42% | 1.88% |
| Interest rate as of December 31, | 6.07% | 1.84% |

Short-term borrowing activity under Pennichuck Water's FALOC for the years ended December 31, 2022 and 2021 was:

| (in thousands) | <u>2022</u> | <u>2021</u> |
|--|-------------|-------------|
| Established line as of December 31, | \$ 12,000 | \$ 12,000 |
| Maximum amount outstanding during period | 7,138 | 5,851 |
| Average amount outstanding during period | 3,552 | 3,775 |
| Amount outstanding as of December 31, | 4,628 | 5,851 |
| Weighted average interest rate during period | 3.07% | 1.88% |
| Interest rate as of December 31, | 5.81% | 1.84% |

Short-term borrowing activity under Pennichuck East’s FALOC for the years ended December 31, 2022 and 2021 was:

| (in thousands) | <u>2022</u> | <u>2021</u> |
|--|-------------|-------------|
| Established line as of December 31, | \$ 3,000 | \$ 3,000 |
| Maximum amount outstanding during period | 833 | 1,171 |
| Average amount outstanding during period | 678 | 909 |
| Amount outstanding as of December 31, | 833 | 757 |
| Weighted average interest rate during period | 3.01% | 2.13% |
| Interest rate as of December 31, | 6.46% | 2.09% |

The Company’s revolving credit loan facilities with TD Bank contain certain covenant obligations upon Pennichuck Water, which are as follows:

Debt to Capital Covenant - Pennichuck Water cannot create, issue, incur, assume or guarantee any short-term debt if (1) the sum of the short-term debt plus its funded debt (“Debt”) shall exceed 85% of the sum of its short-term debt, funded debt and capital stock plus surplus accounts (“Capital”), unless the short-term debt issued in excess of the 85% is subordinated to the loan facility. Thereby, the ratio of Debt to Capital must be equal to or less than 1.0. As of December 31, 2022 and 2021, Pennichuck Water has a Debt to Capital Coverage ratio of 0.7 and 0.7, respectively.

All Bonds Test - Additionally, Pennichuck Water cannot create, issue, incur, assume or guarantee any new funded debt, if the total outstanding funded debt (“Total Funded Debt”) will exceed the sum of MARA (as defined in Note 14 of these consolidated financial statements) and 85% of its Net Capital Properties (“MARA and Capital Properties”), and unless net revenues or EBITDA (earnings before interest, taxes, depreciation and amortization) shall equal or exceed for at least 12 consecutive months out of the 15 months preceding the issuance of the new funded debt by 1.1 times the maximum amount for which Pennichuck Water will be obligated to pay in any future year (“Max Amount Due”), as a result of the new funded debt being incurred. Thereby, the ratio of Total Funded Debt to MARA and Capital Properties must be equal to or less than 1.0; as of December 31, 2022 and 2021, this coverage ratio was 0.6 and 0.6, respectively. Also, the ratio of EBITDA to the Max Amount Due must be equal to or greater than 1.1; as of December 31, 2022 and 2021 this ratio was 1.9 and 2.3, respectively.

Rate Covenant Test - If during any fiscal year, the EBITDA of Pennichuck Water shall not equal at least 1.1 times all amounts paid or required to be paid during that year (“Amounts Paid”), then the Company shall undertake reasonable efforts to initiate a rate-making proceeding with the NHPUC, to rectify this coverage requirement in the succeeding fiscal years. Thereby, the ratio of EBITDA to Amounts Paid must be equal to or greater than 1.1; as of December 31, 2022 and 2021, the Rate Covenant coverage ratio was 1.75 and 2.19, respectively.

13. Accumulated Other Comprehensive Income

The following table presents changes in accumulated other comprehensive income by component for the years ended December 31, 2022 and 2021:

| (in thousands) | <u>Interest Rate Contract</u> | |
|--|-------------------------------|---------------|
| | <u>2022</u> | <u>2021</u> |
| Beginning balance | \$ 356 | \$ 254 |
| Other comprehensive income before reclassifications | 124 | 43 |
| Amounts reclassified from accumulated other comprehensive income | <u>44</u> | <u>59</u> |
| Net current period other comprehensive income | <u>168</u> | <u>102</u> |
| Ending balance | <u>\$ 524</u> | <u>\$ 356</u> |

The following table presents reclassifications out of accumulated other comprehensive income for the years ended December 31, 2022 and 2021:

| <u>Details about Accumulated Other Comprehensive Income Components</u> | <u>Amounts Reclassified from Accumulated Other Comprehensive Income</u> | | <u>Affected Line Item in the Statement Where Net Income is Presented</u> |
|--|---|--------------|--|
| | <u>2022</u> | <u>2021</u> | |
| (in thousands) | | | |
| Gain on cash flow hedges: | | | |
| Interest rate contracts | \$ 73 | \$ 98 | Interest expense |
| | <u>(29)</u> | <u>(39)</u> | Tax expense |
| Amounts reclassified from accumulated other comprehensive income | <u>\$ 44</u> | <u>\$ 59</u> | Net of tax |

14. Transaction with the City of Nashua

On January 25, 2012, in full settlement of an ongoing Eminent Domain lawsuit filed by the City of Nashua (“City”) and with the approval of the NHPUC, the City acquired all of the outstanding shares of the Company and, thereby, indirect acquisition of its regulated subsidiaries. The total amount of the acquisition was \$150.6 million (“Acquisition Price”) of which \$138.4 million was for the purchase of the outstanding shares, \$5.0 million for the establishment of a Rate Stabilization Fund, \$2.6 million for legal and due diligence costs, \$2.3 million for severance costs, \$1.3 million for underwriting fees, and \$1.0 million for bond discount and issue costs. The entire purchase of \$150.6 million was funded by General Obligation Bonds (“Bonds”) issued by the City of Nashua. The Company is not a party to the Bonds and has not guaranteed nor is obligated in any manner for the repayment of the Bonds. The Company remains an independent corporation with an independent Board of Directors, with the City of Nashua as its sole stockholder.

Pennichuck Water, Pennichuck East, PAC, Service Corporation, and Southwood will continue as subsidiaries of Pennichuck Corporation and Pennichuck Water, Pennichuck East and PAC will continue as regulated companies under the jurisdiction of the NHPUC. The terms of the merger and the requisite accounting and rate-setting mechanisms were agreed to in the NHPUC Order No. 25,292 (“PUC Order”) dated November 23, 2011.

Transactions with Related Party – City of Nashua

The Company issued a promissory note to the City of Nashua in the amount of approximately \$120 million to be repaid over a thirty (30) year period with monthly payments of approximately \$707,000, including interest at 5.75%. The Company recorded an additional amount of approximately \$30.6 million as contributed capital. The remaining outstanding balance of the note payable to the City at December 31, 2022 and 2021 was approximately \$96.9 million and \$99.6 million, respectively, as disclosed in Note 11 to these consolidated financial statements. During 2022 and 2021, dividends of approximately \$278,000 and \$279,000, respectively, were declared and paid to the City. The dividends paid to the City during 2022 comprised approximately \$278,000 of regular quarterly dividends declared and paid; and no special dividend was declared or paid in 2022. The dividends paid to the City during 2021 comprised approximately \$279,000 of regular quarterly dividends declared and paid; and no special dividend was declared or paid in 2021.

Additional ongoing transactions occur in the normal course of business, between the Company and the City, related to municipal water usage, fire protection and sewer billing support services, and property taxes related to real property owned by the Company within the City of Nashua. For the years ended December 31, 2022 and 2021, respectively, approximately \$3.9 million and \$3.9 million were paid to the Company by the City for municipal water consumption, fire protection charges, and sewer billing support services. Conversely, the Company paid property taxes to the City of Nashua of approximately \$2.3 million for the year ended December 31, 2022, and approximately \$2.3 million for the year ended December 31, 2021.

Rate Stabilization Fund – Restricted Cash

As a part of the acquisition, the Company agreed to contribute \$5,000,000 of the proceeds from the settlement transaction to Pennichuck Water, which was used to establish an RSF, allowing for the maintenance of stable water utility rates and providing a mechanism to ensure the Company’s continued ability to meet its obligations under the promissory note to the City, in the event of adverse revenue developments. Restricted cash consists of amounts set aside in the RSF account and is adjusted monthly as required in the NHPUC Order, as discussed in Note 1 of these consolidated financial statements.

Municipal Acquisition Regulatory Asset (“MARA”)

Pursuant to the NHPUC Order, the Company established a new Regulatory asset (MARA) which represents the amount that the Acquisition Price exceeded the net book assets of the Company’s regulated subsidiaries (Pennichuck Water, Pennichuck East, and PAC) at December 31, 2011. The initial amount of the MARA was approximately \$89 million for the regulated companies, offset by a non-regulated amount of approximately \$4.8 million. The MARA is to be amortized over a thirty (30) year period in the same manner as the repayment of debt service for the City’s acquisition bonds. The balance in the MARA at December 31, 2022 was approximately \$66.6 million, reduced by the non-regulated credit of approximately \$3.7 million.

Aggregate amortization expense for the years ended December 31, 2022 and 2021 totaled approximately \$2,183,000 and \$2,119,000, respectively.

The following table represents the total estimated amortization of MARA:

| (in thousands) | Estimated Amortization Expense |
|---------------------|--------------------------------------|
| 2023 | \$ 2,253 |
| 2024 | 2,328 |
| 2025 | 2,409 |
| 2026 | 2,498 |
| 2027 | 2,590 |
| 2026 and thereafter | <u>50,821</u> |
| Total | <u>\$ 62,899</u> |

15. Segment Reporting

For the years ended December 31, 2022 and 2021, and as of those dates, the following financial results were generated by the segments of the Company:

| (in thousands) | 2022 | 2021 |
|---|-----------|-----------|
| <u>Operating Revenues:</u> | | |
| Pennichuck Water | \$ 39,837 | \$ 38,024 |
| Pennichuck East | 12,504 | 9,818 |
| Pittsfield Aqueduct | 869 | 810 |
| Subtotal Regulated Segment | 53,210 | 48,652 |
| Service Corporation | 2,858 | 3,339 |
| Other | 13 | 13 |
| Total Operating Revenues | \$ 56,081 | \$ 52,004 |
| <u>Depreciation and Amortization Expense:</u> | | |
| Pennichuck Water | \$ 7,610 | \$ 7,520 |
| Pennichuck East | 1,259 | 1,238 |
| Pittsfield Aqueduct | 114 | 116 |
| Subtotal Regulated Segment | 8,983 | 8,874 |
| Service Corporation | - | - |
| Other | (127) | (123) |
| Total Depreciation and Amortization Expense | \$ 8,856 | \$ 8,751 |
| <u>Operating Income:</u> | | |
| Pennichuck Water | \$ 8,848 | \$ 8,346 |
| Pennichuck East | 2,640 | 988 |
| Pittsfield Aqueduct | 125 | 71 |
| Subtotal Regulated Segment | 11,613 | 9,405 |
| Service Corporation | 159 | 251 |
| Other | 51 | 18 |
| Total Operating Income | \$ 11,823 | \$ 9,674 |
| <u>Interest Expense:</u> | | |
| Pennichuck Water | \$ 7,071 | \$ 7,193 |
| Pennichuck East | 928 | 765 |
| Pittsfield Aqueduct | 45 | 40 |
| Subtotal Regulated Segment | 8,044 | 7,998 |
| Service Corporation | 5 | 1 |
| Other | 6,065 | 5,903 |
| Total Interest Expense | \$ 14,114 | \$ 13,902 |

(continued)

(continued)

| (in thousands) | 2022 | 2021 |
|--|-------------------|-------------------|
| <u>Income Taxes Provision (Benefit):</u> | | |
| Pennichuck Water | \$ 1,029 | \$ 1,192 |
| Pennichuck East | 641 | 185 |
| Pittsfield Aqueduct | 33 | 20 |
| Subtotal Regulated Segment | <u>1,703</u> | <u>1,397</u> |
| Service Corporation | 46 | 77 |
| Other | (2,336) | (1,663) |
| Total Income Taxes Provision (Benefit) | <u>\$ (587)</u> | <u>\$ (189)</u> |
| <u>Net Income (Loss):</u> | | |
| Pennichuck Water | \$ 749 | \$ 198 |
| Pennichuck East | 1,071 | 38 |
| Pittsfield Aqueduct | 48 | 13 |
| Subtotal Regulated Segment | <u>1,868</u> | <u>249</u> |
| Service Corporation | 106 | 173 |
| Other | (3,678) | (4,121) |
| Total Net Income (Loss) | <u>\$ (1,704)</u> | <u>\$ (3,699)</u> |
| <u>Total Net Assets:</u> | | |
| Pennichuck Water | \$ 294,446 | \$ 298,304 |
| Pennichuck East | 65,852 | 65,183 |
| Pittsfield Aqueduct | 2,815 | 2,912 |
| Subtotal Regulated Segment | <u>363,113</u> | <u>366,399</u> |
| Service Corporation | (5) | 151 |
| Other | (18,219) | (17,318) |
| Total Net Assets | <u>\$ 344,889</u> | <u>\$ 349,232</u> |
| <u>Total Liabilities:</u> | | |
| Pennichuck Water | \$ 202,465 | \$ 200,536 |
| Pennichuck East | 57,278 | 57,107 |
| Pittsfield Aqueduct | 1,352 | 1,370 |
| Subtotal Regulated Segment | <u>261,095</u> | <u>259,013</u> |
| Service Corporation | (48) | 43 |
| Other | 89,120 | 93,640 |
| Total Liabilities | <u>\$ 350,167</u> | <u>\$ 352,696</u> |

(continued)

(continued)

| (in thousands) | <u>2022</u> | <u>2021</u> |
|--|-------------------|-------------------|
| <u>Total Long-Term Debt (less current portion and unamortized debt insurance costs):</u> | | |
| Pennichuck Water | \$ 112,648 | \$ 105,875 |
| Pennichuck East | 22,465 | 24,124 |
| Pittsfield Aqueduct | <u>129</u> | <u>132</u> |
| Subtotal Regulated Segment | <u>135,242</u> | <u>130,131</u> |
| Service Corporation | - | - |
| Other | <u>94,061</u> | <u>96,932</u> |
| Total Long-Term Debt | <u>\$ 229,303</u> | <u>\$ 227,063</u> |

16. Rate Cases

Pennichuck Water-Emergency Special Water Contract

On October 21, 2021, Pennichuck Water filed an emergency tariff sheet request for approval with the NHPUC. The Company's emergency tariff filing was on behalf of a single customer, the Merrimack Village District (MVD), which would allow this customer to purchase bulk water at Pennichuck Water's variable cost of production. The initial rate to be billed was determined to be \$0.67 per cubic feet. This emergency tariff would allow MVD access to Pennichuck Water's bulk water supply in late 2021 and throughout 2022, while MVD's water supply systems were brought into compliance with water quality regulations for per- and polyfluoralkyl (PFAS) contaminants, with the installation of treatment facilities on their existing wells.

On November 12, 2021, the NHPUC issued Order No. 26,552, with an effective date of November 20, 2021, approving Pennichuck Water's request for an emergency tariff filing on behalf of a single customer, the MVD. This emergency tariff was granted on a temporary basis and must not exceed a term longer than six months from the effective date.

In conjunction with this, Pennichuck Water also opened a docket under DW 21-134 for the approval of a special contract for these emergency rates, in order to bring those rates into full force and effect (preceding and succeeding the emergency rate tariff), upon approval, for the time period from which the emergency usage of this water was initiated on October 20, 2021, for a period not to exceed a termination date of December 31, 2022. On March 25, 2022, the NHPUC issued Order No. 26,597, approving this special contract with the MVD from October 1, 2021, until December 31, 2022.

Pennichuck Water-Increase in Permanent Rates

On June 27, 2022, Pennichuck Water filed a request with the NHPUC for a rate increase of 13.06% over its current rates for the test year 2021. As the Company’s financial performance in the 2021 test year did not support the approval of temporary rates, it was denied temporary rates at current rates, which would have provided permanent rate relief back to the “order of notice” date for the case on August 1, 2022. As such, this rate increase will be earned prospectively once ordered and approved. The overall rate increase is subject to the normal regulatory filing process with the NHPUC. The 13.06% rate increase would be inclusive of a 3.90% Qualified Capital Project Adjustment Charge (QCPAC) surcharge which was approved on December 9, 2021 in Order No. 26,555 and a 1.56% QCPAC surcharge which was approved on March 29, 2022 in Order No. 26,598, as well as a 1.80% QCPAC surcharge which was approved on October 11, 2022 in Order No. 26,697, all of which in the aggregate account for 7.26% of the overall requested increase. Final approval by the NHPUC on new permanent rates for PWW is expected in the summer of 2023.

Pennichuck East-Increase in Permanent Rates

On November 24, 2020, Pennichuck East filed a request with the NHPUC for a rate increase of 21.05% over its current rates for the test year 2019, effective December 24, 2020, for which 15.00% of this increase was related to a request for a temporary rate increase effective for services rendered on or after December 24, 2020. The temporary rate increase was subject to approval by the Commission which is separate and distinct from the final rate increase approval, as the Commission’s final determination on the permanent rate increase request is processed to completion. The 15.00% temporary rate increase would be inclusive of a 2.98% QCPAC surcharge which was approved on December 6, 2019 in Order No. 26,313 and a 1.97% QCPAC surcharge which is currently pending in DW 20-019.

On August 16, 2021, the NHPUC issued Order No. 26,508 approving temporary rates at 14.03% effective on a service rendered basis as of December 24, 2020. The temporary rate increase was inclusive of a QCPAC surcharge of 2.98% which was approved in 2019 within order No. 26,313.

In addition to the rate increase requested, Pennichuck East requested certain modifications to its ratemaking structure which were similarly approved for Pennichuck Water on July 24, 2020 by NHPUC Order No. 26,383. These modifications included:

- creating a Material Operating Expense Factor (MOEF), an expense factor on top of its material operating expenses to cover inflationary increases between rate filings, as a component of that portion of its allowed revenues in determining permanent rates;
- inclusion of actual NHBET cash payments in its revenue requirement calculation;
- reprioritizing the use of Debt Service Revenue Requirement (DSRR) 0.1 funds;
- recovery of State Revolving Loan Fund and Drinking Water Groundwater Trust Fund debt issuance costs; and

- re-establishment of imprest levels of the components of the RSF account and the retention of a previously approved reconciliation mechanism.

On February 18, 2022, the NHPUC issued Order No. 26,586 approving an overall permanent rate increase of 16.79%, which became effective with services rendered back to December 24, 2020. In addition, the Order approved the requested modifications to its ratemaking structure.

Pennichuck Water-Qualified Capital Project Adjustment Charge

On February 11, 2021, Pennichuck Water filed a petition with the NHPUC for a 1.50% QCPAC surcharge on all capital improvements completed and placed in service by Pennichuck Water in 2020.

On March 29, 2022, the NHPUC issued Order No. 26,598 approving a QCPAC surcharge of 1.56% for capital projects placed in service in 2020. This order became effective with services rendered back to April 2, 2021 and allows for recovery in the form of a monthly recoupment surcharge, to be collected over a twelve-month period from the date of the order.

On February 14, 2022, Pennichuck Water filed a petition with the NHPUC for a 1.75% QCPAC surcharge on all capital improvements completed and placed in service by Pennichuck Water in 2021.

On October 11, 2022, the NHPUC issued Order No. 26,697 approving a QCPAC surcharge of 1.8% for capital projects placed in service in 2021. This order became effective with services rendered back to April 26, 2022 and allowed for recovery in the form of a monthly recoupment surcharge, to be collected over a three-month period from the date of the order.

Pennichuck East-Qualified Capital Project Adjustment Charge

On February 11, 2021, Pennichuck East filed a petition with the NHPUC for a 4.28% surcharge on all capital improvements completed and placed in service by Pennichuck East in 2020.

On April 8, 2022, the NHPUC issued Order No. 26,608 approving a QCPAC surcharge of 4.02% for capital projects placed in service in 2020. This order became effective with services rendered back to September 29, 2021 and allowed for recovery in the form of a monthly recoupment surcharge, to be collected over a five-month period from the date of the order.

On February 10, 2022, Pennichuck East filed a petition with the NHPUC for a 0.84% surcharge on all capital improvements completed and placed in service by Pennichuck East in 2021.

The Commission has not issued an Order approving this requested surcharge. When the Commission issues the Order the surcharge will become effective retroactively on services rendered basis back to October 18, 2022. The Order will allow recoupment of the surcharge from all its customers based on their actual bills incurred between October 18, 2022 and the final effective date of the Order. Final approval by the NHPUC on this QCPAC surcharge is expected to be received in early 2023 (see Subsequent Events Note 18).

17. COVID-19 Pandemic Impact

In March 2020, the World Health Organization (“WHO”) recognized COVID-19 as a global pandemic and the President of the United States of America declared the COVID-19 outbreak in the United States a national emergency. This prompted many national, regional, and local governments to implement preventative or protective measures, such as travel and business restrictions, temporary business closures, and wide-sweeping quarantines and stay-at-home orders.

During the COVID-19 pandemic, the Company’s services have generally been considered essential in nature and have not been materially interrupted. As the situation continues to evolve, management is closely monitoring the impact of the COVID-19 pandemic on all aspects of the Company’s business, including how it impacts customers, subcontractors, suppliers, vendors, and employees, in addition to how the COVID-19 pandemic impacts the Company’s ability to provide services to customers. We believe the ultimate impact of the COVID-19 pandemic on operating results, cash flows and financial condition is likely to be determined by factors which are uncertain, unpredictable, and outside of our control. The situation surrounding COVID-19 remains fluid, and if disruptions do arise, they could materially adversely impact our business.

18. Subsequent Events

The Company has evaluated the events and transactions that have occurred through March 21, 2023, the date that these consolidated financial statements were available for issuance.

Pennichuck East Utility Financing

Pennichuck East Utility filed a petition with the PUC to refinance its currently outstanding \$1.25 million balloon maturity note payable to CoBank, which matures on June 20, 2023. This proposed refinancing will replace the balloon maturity payment due in June 2023, with a new fully amortizing 10-year obligation for the remainder of the term of repayment of the debt, which in the aggregate will be 26 years, and less than the overall aggregate useful lives of those initially funded capital projects.

Pennichuck Water-Qualified Capital Project Adjustment Charge

On February 14, 2023, Pennichuck Water filed a petition with the NHPUC for a 1.37% surcharge on all capital improvements completed and placed in service by Pennichuck Water in 2022. The Commission has not issued an Order approving this requested surcharge. When the Commission issues the Order the approved surcharge will become effective retroactively on a services rendered basis. The Order will allow recoupment of the surcharge from all its customers based on their actual bills incurred between the services rendered date and the final effective date of the Order. Final approval by the NHPUC on this QCPAC surcharge is expected to be received in late 2023.

Pennichuck East-Qualified Capital Project Adjustment Charge

On January 27, 2023, the NHPUC issued Order Nisi No. 26,767 approving a QCPAC surcharge of 0.94% for capital projects placed in service in 2021. This order became effective with services rendered back to October 18, 2022 and allowed for recovery in the form of a monthly recoupment surcharge, to be collected over a three-month period from the date of the order.

On February 14, 2023, Pennichuck East filed a petition with the NHPUC for a 1.36% surcharge on all capital improvements completed and placed in service by Pennichuck East in 2022. The Commission has not issued an Order approving this requested surcharge. When the Commission issues the order, the approved surcharge will become effective retroactively on a services rendered basis. The Order will allow recoupment of the surcharge from all its customers based on their actual bills incurred between the services rendered date and the final effective date of the Order. Final approval by the NHPUC on this QCPAC surcharge is expected to be received in late 2023.

TAB 28

Officer and Director Compensation

Puc 1604.01(a)(14)

(Contains Confidential Information)

Pennichuck Corporation
 Officer and Director Compensation
 For the years ended 12/31/21 and 12/31/22

Provided pursuant to NHPUC Rule 1604.01(14)

Redacted

Officer Compensation

Larry D. Goodhue
 Donald Ware
 George Torres
 Carol Ann Howe
 Suzanne Ansara

Title

Current CEO and CFO
 Current COO
 Current Corporate Controller and Treasurer
 Current Assistant Treasurer
 Current Corporate Secretary

| | <u>For the Year Ended December 31, 2021</u> | <u>For the Year Ended December 31, 2022</u> |
|--------------------|---|---|
| Total Compensation | 1 | 1 |
| | \$ 241,011.18 | \$ 248,553.51 |
| | \$ 227,627.39 | \$ 236,112.19 |
| | \$ [REDACTED] | \$ [REDACTED] |
| | \$ [REDACTED] | \$ [REDACTED] |
| | \$ [REDACTED] | \$ [REDACTED] |

Notes:

(1) includes salary, 401K match, taxable fringes and other compensation.

Director Compensation

David P. Bernier
 Elizabeth A. Dunn
 Stephen D. Genest
 Thomas J. Leonard
 Jay N. Lustig
 John D. McGrath
 Preston J. Stanley, Jr.
 C. George Bower, Ph.D.
 James P. Dore⁷
 Deborah Novotny²
 H. Scott Flegal³
 Amymarie Corriveau⁶
 Sarah Pillsbury⁶

Current Director
 Current Director
 Current Director
 Current Director
 Current Director
 Current Director
 Current Director
 Current Director
 Current Director
 Current Director
 Current Director
 Current Director
 Current Director
 Current Director
 Current Director

| | <u>For the Year Ended December 31, 2021</u> | <u>For the Year Ended December 31, 2022</u> |
|---------------|---|---|
| Director Fees | Director Fees | Director Fees |
| | \$ [REDACTED] | \$ [REDACTED] |
| | \$ [REDACTED] | \$ [REDACTED] |
| | \$ [REDACTED] | \$ [REDACTED] |
| | \$ [REDACTED] | \$ [REDACTED] |
| | \$ [REDACTED] | \$ [REDACTED] |
| | \$ [REDACTED] | \$ [REDACTED] |
| | \$ [REDACTED] | \$ [REDACTED] |
| | \$ [REDACTED] | \$ [REDACTED] |
| | \$ [REDACTED] | \$ [REDACTED] |
| | \$ [REDACTED] | \$ [REDACTED] |
| | \$ [REDACTED] | \$ [REDACTED] |
| | \$ [REDACTED] | \$ [REDACTED] |
| | \$ [REDACTED] | \$ [REDACTED] |
| | \$ [REDACTED] | \$ [REDACTED] |
| | \$ [REDACTED] | \$ [REDACTED] |
| | \$ [REDACTED] | \$ [REDACTED] |
| | \$ [REDACTED] | \$ [REDACTED] |
| | \$ [REDACTED] | \$ [REDACTED] |
| | \$ [REDACTED] | \$ [REDACTED] |

John M. Murphy⁴
 Paul Indeglia⁵

Former Director
 Former Director

Notes:

- (2) Started on May 4, 2019.
- (3) Started on May 2, 2020.
- (4) Resigned on November 20, 2019.
- (5) Resigned on September 22, 2017.
- (6) Started May 7, 2022.
- (7) Resigned September 30, 2022.

TAB 29

Officer and Executive Incentive Plans

Puc 1604.01(a)(15)

This information does not exist

TAB 30

List of Amount of Voting Stock

Puc 1604.01(a)(16)

This information does not exist

TAB 31

PAC

Payments for Contractual Services in Excess of \$50,000

Puc 1604.01(a)(17)

Pittsfield Aqueduct Company, Inc.
 Contractual Services over \$10,000
 For the Twelve Months Ended December 31, 2022

Provided pursuant to NHPUC Rule 1604.01(17)

| Name | Address | Amount | Purpose |
|----------------------------|-----------------------------|-------------|------------------|
| EASTERN PROPANE & OIL INC. | PO BOX 8900 LEWISTON, ME | \$13,069.00 | Propane Services |
| Total | | \$13,069.00 | |

A-7 PAYMENTS TO INDIVIDUALS

List names of all individuals, partnerships, or corporations to whom payments totaling \$10,000 or more for services rendered were made or accrued during the year, and the amount paid or accrued to each. Where payments or accruals to the individual members of a partnership or firm together total \$10,000 or more, list each individual and the amount paid or due each.

| Line No. | Name | Address | | | | | Amount |
|----------|----------------------------|---------------|-------------|------------|----|------------|------------|
| 1 | TOWN OF PITTSFIELD | TAX COLLECTOR | PO BOX 98 | PITTSFIELD | NH | 03263 | 87,953 |
| 2 | EASTERN PROPANE & OIL INC. | | PO BOX 8900 | LEWISTON | ME | 04243-8900 | 13,069 |
| 3 | | | | | | | |
| 4 | | | | | | | |
| 5 | | | | | | | |
| 6 | | | | | | | |
| 7 | | | | | | | |
| 8 | | | | | | | |
| 9 | | | | | | | |
| 10 | | | | | | | |
| 11 | | | | | | | |
| 12 | | | | | | | |
| 13 | | | | | | | |
| 14 | | | | | | | |
| 15 | | | | | | | |
| 16 | | | | | | | |
| 17 | Total | | | | | | \$ 101,022 |

Annual Report of Pittsfield Aqueduct Company, Inc.

List names of all individuals, partnerships, or corporations to whom paid during the year, and the amount paid or accrued to each. Where payments total \$10,000 or more, list each individual and the amount paid or due

| Line No. | Name |
|----------|----------------------------|
| 1 | TOWN OF PITTSFIELD |
| 2 | EASTERN PROPANE & OIL INC. |
| 3 | |
| 4 | |
| 5 | |
| 6 | |
| 7 | |
| 8 | |
| 9 | |
| 10 | |
| 11 | |
| 12 | |
| 13 | |
| 14 | |
| 15 | |
| 16 | |
| 17 | Total |

A-7 PAYMENTS TO INDIVIDUALS

payments totaling \$10,000 or more for services rendered were made or accrued
payments or accruals to the individual members of a partnership or firm together
per each.

| | Address | |
|---------------|----------------|------------|
| TAX COLLECTOR | PO BOX 98 | PITTSFIELD |
| | PO BOX 8900 | LEWISTON |

TAB 31

PEU

Payments for Contractual Services in Excess of \$50,000

Puc 1604.01(a)(17)

Pennichuck East Utilities, Inc.
Contractual Services over \$10,000
For the Twelve Months Ended December 31, 2022

Provided pursuant to NHPUC Rule 1604.01(a)(17)

| Name | Address | Amount | Purpose |
|---|--------------------------|-----------|---|
| N. Granese & Sons, Inc. | 59 Jefferson Avenue | \$769,867 | Construction Services |
| MANCHESTER WATER WORKS | PO BOX 9677 | \$530,910 | Purchased Water |
| AMERICAN EXCAVATING CORP | 5 MADDEN ROAD | \$324,048 | Construction Services - Water main installation |
| MANCHESTER WATER WORKS | 281 LINCOLN STREET | \$242,905 | Purchased Water |
| Eversource | PO BOX 56003 | \$146,778 | Electrical Installations & Maintenance Services |
| Constellation NewEnergy Inc. | PO Box 4640 | \$132,668 | Electricity Supply Provider |
| FORCIER CONTRACTING & BUILDING SERVICES | 25 MERRIMACK ST. | \$112,468 | Construction Services |
| NORTHEAST EARTH MECHANICS, INC | 159 BARNSTEAD ROAD | \$81,713 | Construction Services - Water main installation |
| HOOKSETT VILLAGE WATER PRECINCT | PO BOX 16383 | \$74,385 | Purchased Water |
| SMITH PUMP, INC | 48 LONDONDERRY TURNPIKE | \$70,991 | Construction Services |
| GRANITE STATE ANALYTICAL INC | 22 MANCHESTER ROAD | \$70,963 | Laboratory Services - Water Analysis |
| LIBERTY UTILITIES - NH | 75 REMITTANCE DRIVE | \$60,116 | Gas Provider |
| CONCORD WINWATER COMPANY CORP | 12 SANDQUIST ST | \$59,851 | |
| R.E. PRESCOTT CO., INC. | 10 RAILROAD AVE | \$52,414 | Construction Services - Water main installation |
| NORTH CONWAY WATER PRECINCT | 104 SAWMILL LANE | \$50,774 | Purchased Water |
| Wind River Environmental LLC | PO Box 22074 | \$48,880 | |
| MERIDIAN LAND SERVICES, INC. | P.O. BOX 118 | \$44,283 | Land surveyer |
| JOE DARRAH ENTERPRISES | P.O. Box 113 | \$35,255 | Construction Services |
| SCHERBON CONSOLIDATED, INC. | 40 HAVERHILL RD | \$32,575 | |
| NH ELECTRIC COOPERATIVE, INC. | PO BOX 9612 | \$31,349 | Electricity Supply Provider |
| Rath Young & Pignatelli PC | P O Box 1500 | \$30,706 | Legal Services |
| HUDSON PAVING & EXCAVATION, INC. | 19 BARRETT'S HILL ROAD | \$28,043 | Construction Services |
| CHASE ELECTRIC MOTORS LLC | 78 LONDONDERRY TURNPIKE | \$27,895 | Electrical Installations & Maintenance Services |
| EVERETT J. PRESCOTT, INC. | PO BOX 350002 | \$27,894 | Construction Services |
| UNITIL ENERGY SYSTEMS | PO BOX 981077 | \$23,866 | Utility services |
| CROSS FARM DEVELOPMENT LLC | PO BOX 543 | \$23,046 | |
| AMERIGAS | PO BOX 371473 | \$21,340 | Propane Delivery |
| S.U.R. Construction West, Inc. | 51 Payne Road | \$20,402 | Construction Services - Water main installation |
| Marcia A. Brown | 20 Noble Street | \$15,377 | Legal Services |
| USA BLUEBOOK LLC | PO BOX 9004 | \$14,971 | |
| HARCROS CHEMICALS, INC. | PO BOX 74583 | \$14,522 | Chemical Supplier - Water Treatment chemicals |
| POWER UP GENERATOR SERVICE | 8 PRISCILLA LANE | \$14,278 | Maintenance services |
| GORDON T. BURKE & SONS INC. | PO BOX 497 | \$13,923 | Construction Services - Water main installation |
| HYDRA TECH, INC. | PO BOX 256 | \$13,874 | |
| GALCO INDUSTRIAL ELECTRONICS INC | LOCKBOX L-4061 | \$12,392 | Electrical Installations & Maintenance Services |
| UNIVAR USA INC | 62190 COLLECTIONS CTR DR | \$12,256 | Chemical Supplier - Water Treatment chemicals |
| Northeast Integration, LLC | 212C Lafayette Rd | \$11,955 | |

A-7 PAYMENTS TO INDIVIDUALS

List names of all individuals, partnerships, or corporations to whom payments totaling \$10,000 or more for services rendered were made or accrued during the year, and the amount paid or accrued to each. Where payments or accruals to the individual members of a partnership or firm together total \$10,000 or more, list each individual and the amount paid or due each.

| Line No. | Name | Address | Amount |
|----------|---|--|--------------|
| 1 | AMERICAN EXCAVATING CORP | 5 MADDEN ROAD DERRY NH 03038 | \$324,047.78 |
| 2 | AMERIGAS | PO BOX 371473 PITTSBURG PA 15250-7473 | \$21,340.41 |
| 3 | CHASE ELECTRIC MOTORS LLC | 78 LONDONDERRY TURNPIKE HOOKSETT NH 3106 | \$27,894.88 |
| 4 | CONCORD WINWATER COMPANY CORP | 12 SANDQUIST ST CONCORD NH 3301 | \$59,850.87 |
| 5 | Constellation NewEnergy Inc. | PO Box 4640 Carol Stream IL 60197-4640 | \$132,668.02 |
| 6 | CROSS FARM DEVELOPMENT LLC | PO BOX 543 LONDONDERRY NH 3053 | \$23,046.38 |
| 7 | EASTERN PROPANE OIL, INC | PO BOX 8900 LEWISTON ME 04243-8900 | \$11,634.42 |
| 8 | EVERETT J. PRESCOTT, INC. | PO BOX 350002 BOSTON MA 02241-0502 | \$27,894.14 |
| 9 | Eversource | PO BOX 56003 BOSTON MA 02205-6003 | \$146,777.62 |
| 10 | FORCIER CONTRACTING & BUILDING SERVICES | 25 MERRIMACK ST. NASHUA NH 3064 | \$112,467.50 |
| 11 | GALCO INDUSTRIAL ELECTRONICS INC | LOCKBOX L-4061 COLUMBUS OH 43260-4061 | \$12,391.56 |
| 12 | GORDON T. BURKE & SONS INC. | PO BOX 497 NORTH CONWAY NH 3860 | \$13,923.48 |
| 13 | GRANITE STATE ANALYTICAL INC | 22 MANCHESTER ROAD DERRY NH 03038 | \$70,962.68 |
| 14 | HARCROS CHEMICALS, INC. | PO BOX 74583 CHICAGO IL 60696 | \$14,521.56 |
| 15 | HENNIKER DIRECTION DRILLING, LLC | PO BOX 2156 HENNIKER NH 3242 | \$10,000.00 |
| 16 | HOOKSETT VILLAGE WATER PRECINCT | PO BOX 16383 HOOKSETT NH 03106-6383 | \$74,384.75 |
| 17 | HUDSON PAVING & EXCAVATION, INC. | 19 BARRETTS HILL ROAD HUDSON NH 3051 | \$28,043.28 |
| 18 | HYDRA TECH, INC. | PO BOX 256 STERLING MA 1564 | \$13,874.00 |
| 19 | JOE DARRAH ENTERPRISES | P.O. Box 113 Pittsfield NH 3263 | \$35,255.00 |
| 20 | LIBERTY UTILITIES - NH | 75 REMITTANCE DRIVE CHICAGO IL 60675-1032 | \$60,116.24 |
| 21 | Maine Drilling & Blasting, Inc | P.O. Box 1140 Gardiner ME 4345 | \$10,750.00 |
| 22 | MANCHESTER WATER WORKS | PO BOX 9677 MANCHESTER NH 03108-9677 | \$530,909.96 |
| 23 | MANCHESTER WATER WORKS | 281 LINCOLN STREET MANCHESTER NH 03103-5093 | \$242,904.50 |
| 24 | Marcia A. Brown | 20 Noble Street Somersworth NH 3878 | \$15,376.79 |
| 25 | MERIDIAN LAND SERVICES, INC. | P.O. BOX 118 MILFORD NH 03055-0118 | \$44,283.30 |
| 26 | N. Granese & Sons, Inc. | 59 Jefferson Avenue Salem MA 1970 | \$769,867.15 |
| 27 | NH ELECTRIC COOPERATIVE, INC. | PO BOX 9612 MANCHESTER NH 03108-9612 | \$31,348.66 |
| 28 | NORTH CONWAY WATER PRECINCT | 104 SAWMILL LANE NORTH CONWAY NH 03860-0630 | \$50,774.04 |
| 29 | NORTHEAST EARTH MECHANICS, INC | 159 BARNSTEAD ROAD PITTSFIELD NH 3263 | \$81,713.04 |
| 30 | Northeast Integration, LLC | 212C Lafayette Rd North Hampton NH 3862 | \$11,955.00 |
| 31 | POWER UP GENERATOR SERVICE | 8 PRISCILLA LANE AUBURN NH 3032 | \$14,278.33 |
| 32 | R.E. PRESCOTT CO., INC. | 10 RAILROAD AVE EXETER NH 3833 | \$52,413.99 |
| 33 | Rath Young & Pignatelli PC | P O Box 1500 Concord NH 03302-1500 | \$30,706.36 |
| 34 | S.U.R. Construction West, Inc. | 51 Payne Road Winchester NH 3470 | \$20,401.78 |
| 35 | SCHERBON CONSOLIDATED, INC. | 40 HAVERHILL RD AMESBURY MA 1913 | \$32,575.00 |
| 36 | SMITH PUMP, INC | 48 LONDONDERRY TURNPIKE HOOKSETT NH 3106 | \$70,990.64 |
| 37 | STATE OF NEW HAMPSHIRE | 21 S FRUIT STREET, SUITE 10 CONCORD NH 3301 | \$48,118.00 |
| 38 | TI SALES INC | 36 HUDSON ROAD (ROUTE 27) SUDBURY MA 01776-2097 | \$11,020.31 |
| 39 | TOWN OF BARNSTEAD | PO BOX 11 CENTER BARNSTEAD NH 03225 | \$124,088.00 |
| 40 | TOWN OF BOW, NH | 10 GRANDVIEW ROAD BOW NH 03304 | \$18,676.00 |
| 41 | TOWN OF CONWAY | 23 MAIN ST. CONWAY NH 03813 | \$14,843.00 |
| 42 | TOWN OF DERRY | 14 MANNING ST DERRY NH 3038 | \$166,589.44 |
| 43 | TOWN OF DERRY | 14 MANNING STREET DERRY NH 03038 | \$21,209.48 |
| 44 | TOWN OF HOOKSETT - TAX COLLECTOR | 35 MAIN STREET HOOKSETT NH 03106 | \$20,568.00 |
| 45 | TOWN OF HUDSON | 12 SCHOOL STREET HUDSON NH 3051 | \$37,008.97 |
| 46 | TOWN OF LITCHFIELD | 2 LIBERTY WAY, SUITE # 3 LITCHFIELD NH 03052 | \$301,941.00 |
| 47 | TOWN OF LONDONDERRY | 268B MAMMOTH RD LONDONDERRY NH 03053 | \$270,878.17 |
| 48 | TOWN OF MIDDLETON | 182 KINGS HIGHWAY MIDDLETON NH 03887 | \$14,065.00 |
| 49 | TOWN OF PELHAM | 6 VILLAGE GREEN PELHAM NH 03076 | \$95,734.00 |
| 50 | TOWN OF RAYMOND | 4 EPPING STREET RAYMOND NH 03077 | \$84,660.79 |
| 51 | Town of Salem, NH | 33 Geremonty Drive Salem NH 03079-3390 | \$20,305.94 |
| 52 | TOWN OF WINDHAM | 3 NORTH LOWELL RD WINDHAM NH 03087-1605 | \$81,479.00 |
| 53 | TREASURER, STATE OF NEW HAMPSHIRE | NH DEPT OF ENVIRONMENTAL SERVICES CONCORD NH 03302-0095 | \$11,770.00 |
| 54 | UNITIL ENERGY SYSTEMS | PO BOX 981077 BOSTON MA 02298-1077 | \$23,866.48 |

Annual Report of Penichuck East Utilites, Inc.

List names of all individuals, partnerships, or corporations to whom paid during the year, and the amount paid or accrued to each. Where pay total \$10,000 or more, list each individual and the amount paid or due

| Line No. | Name |
|----------|---|
| 1 | N. Granese & Sons, Inc. |
| 2 | MANCHESTER WATER WORKS |
| 3 | AMERICAN EXCAVATING CORP |
| 4 | TOWN OF LITCHFIELD |
| 5 | TOWN OF LONDONDERRY |
| 6 | MANCHESTER WATER WORKS |
| 7 | TOWN OF DERRY |
| 8 | Eversource |
| 9 | Constellation NewEnergy Inc. |
| 10 | TOWN OF BARNSTEAD |
| 11 | FORCIER CONTRACTING & BUILDING SERVICES |
| 12 | TOWN OF PELHAM |
| 13 | TOWN OF RAYMOND |
| 14 | NORTHEAST EARTH MECHANICS, INC |
| 15 | TOWN OF WINDHAM |
| 16 | HOOKSETT VILLAGE WATER PRECINCT |
| 17 | SMITH PUMP, INC |

| | |
|----|----------------------------------|
| 18 | GRANITE STATE ANALYTICAL INC |
| 19 | LIBERTY UTILITIES - NH |
| 20 | CONCORD WINWATER COMPANY CORP |
| 21 | R.E. PRESCOTT CO., INC. |
| 22 | NORTH CONWAY WATER PRECINCT |
| 23 | Wind River Environmental LLC |
| 24 | STATE OF NEW HAMPSHIRE |
| 25 | MERIDIAN LAND SERVICES, INC. |
| 26 | TOWN OF HUDSON |
| 27 | JOE DARRAH ENTERPRISES |
| 28 | SCHERBON CONSOLIDATED, INC. |
| 29 | NH ELECTRIC COOPERATIVE, INC. |
| 30 | Rath Young & Pignatelli PC |
| 31 | HUDSON PAVING & EXCAVATION, INC. |
| 32 | CHASE ELECTRIC MOTORS LLC |
| 33 | EVERETT J. PRESCOTT, INC. |
| 34 | UNITIL ENERGY SYSTEMS |
| 35 | CROSS FARM DEVELOPMENT LLC |
| 36 | AMERIGAS |
| 37 | TOWN OF DERRY |
| 38 | TOWN OF HOOKSETT - TAX COLLECTOR |
| 39 | S.U.R. Construction West, Inc. |
| 40 | Town of Salem, NH |
| 41 | TOWN OF BOW, NH |
| 42 | Marcia A. Brown |
| 43 | USA BLUEBOOK LLC |
| 44 | TOWN OF CONWAY |
| 45 | HARCROS CHEMICALS, INC. |
| 46 | POWER UP GENERATOR SERVICE |

| | |
|----|-----------------------------------|
| 47 | TOWN OF MIDDLETON |
| 48 | GORDON T. BURKE & SONS INC. |
| 49 | HYDRA TECH, INC. |
| 50 | GALCO INDUSTRIAL ELECTRONICS INC |
| 51 | UNIVAR USA INC |
| 52 | Northeast Integration, LLC |
| 53 | TREASURER, STATE OF NEW HAMPSHIRE |
| 54 | EASTERN PROPANE OIL, INC |
| 55 | TI SALES INC |
| 56 | Maine Drilling & Blasting, Inc |
| 57 | HENNIKER DIRECTION DRILLING, LLC |
| | Total |

A-7 PAYMENTS TO INDIVIDUALS

ayments totaling \$10,000 or more for services rendered were made or accrued
ments or accruals to the individual members of a partnership or firm together
e each.

| Address | | | |
|--------------------------|------------------|----|------------|
| 59 Jefferson Avenue | Salem | MA | 01970 |
| PO BOX 9677 | MANCHESTER | NH | 03108-9677 |
| 5 MADDEN ROAD | DERRY | NH | 03038 |
| 2 LIBERTY WAY, SUITE # 3 | LITCHFIELD | NH | 03052 |
| 268B MAMMOTH RD | LONDONDERRY | NH | 03053 |
| 281 LINCOLN STREET | MANCHESTER | NH | 03103-5093 |
| 14 MANNING ST | DERRY | NH | 03038 |
| PO BOX 56003 | BOSTON | MA | 02205-6003 |
| PO Box 4640 | Carol Stream | IL | 60197-4640 |
| PO BOX 11 | CENTER BARNSTEAD | NH | 03225 |
| 25 MERRIMACK ST. | NASHUA | NH | 03064 |
| 6 VILLAGE GREEN | PELHAM | NH | 03076 |
| 4 EPPING STREET | RAYMOND | NH | 03077 |
| 159 BARNSTEAD ROAD | PITTSFIELD | NH | 03263 |
| 3 NORTH LOWELL RD | WINDHAM | NH | 03087-1605 |
| PO BOX 16383 | HOOKSETT | NH | 03106-6383 |
| 48 LONDONDERRY TURNPIKE | HOOKSETT | NH | 03106 |

22 MANCHESTER ROAD
75 REMITTANCE DRIVE
12 SANDQUIST ST
10 RAILROAD AVE
104 SAWMILL LANE
PO Box 22074
21 S FRUIT STREET, SUITE 10
P.O. BOX 118
12 SCHOOL STREET
P.O. Box 113
40 HAVERHILL RD
PO BOX 9612
P O Box 1500
19 BARRETTS HILL ROAD
78 LONDONDERRY TURNPIKE
PO BOX 350002
PO BOX 981077
PO BOX 543
PO BOX 371473
14 MANNING STREET
35 MAIN STREET
51 Payne Road
33 Geremonty Drive
10 GRANDVIEW ROAD
20 Noble Street
PO BOX 9004
23 MAIN ST.
PO BOX 74583
8 PRISCILLA LANE

DERRY NH 03038
CHICAGO IL 60675-1032
CONCORD NH 03301
EXETER NH 03833
NORTH CONWAY NH 03860-0630
New York NY 10087-2074
CONCORD NH 03301
MILFORD NH 03055-0118
HUDSON NH 03051
Pittsfield NH 03263
AMESBURY MA 01913
MANCHESTER NH 03108-9612
Concord NH 03302-1500
HUDSON NH 03051
HOOKSETT NH 03106
BOSTON MA 02241-0502
BOSTON MA 02298-1077
LONDONDERRY NH 03053
PITTSBURG PA 15250-7473
DERRY NH 03038
HOOKSETT NH 03106
Winchester NH 03470
Salem NH 03079-3390
BOW NH 03304
Somersworth NH 03878
GURNEE IL 60031-9004
CONWAY NH 03813
CHICAGO IL 60696
AUBURN NH 03032

| | | | |
|-----------------------------------|---------------|----|------------|
| 182 KINGS HIGHWAY | MIDDLETON | NH | 03887 |
| PO BOX 497 | NORTH CONWAY | NH | 03860 |
| PO BOX 256 | STERLING | MA | 01564 |
| LOCKBOX L-4061 | COLUMBUS | OH | 43260-4061 |
| 62190 COLLECTIONS CTR DR | CHICAGO | IL | 60693-0621 |
| 212C Lafayette Rd | North Hampton | NH | 03862 |
| NH DEPT OF ENVIRONMENTAL SERVICES | CONCORD | NH | 03302-0095 |
| PO BOX 8900 | LEWISTON | ME | 04243-8900 |
| 36 HUDSON ROAD (ROUTE 27) | SUDBURY | MA | 01776-2097 |
| P.O. Box 1140 | Gardiner | ME | 04345 |
| PO BOX 2156 | HENNIKER | NH | 03242 |

ber 31, 2022

| Amount |
|---------------|
| \$769,867.15 |
| \$530,909.96 |
| \$324,047.78 |
| \$301,941.00 |
| \$270,878.17 |
| \$242,904.50 |
| \$166,589.44 |
| \$146,777.62 |
| \$132,668.02 |
| \$124,088.00 |
| \$112,467.50 |
| \$95,734.00 |
| \$84,660.79 |
| \$81,713.04 |
| \$81,479.00 |
| \$74,384.75 |
| \$70,990.64 |

\$70,962.68
\$60,116.24
\$59,850.87
\$52,413.99
\$50,774.04
\$48,879.50
\$48,118.00
\$44,283.30
\$37,008.97
\$35,255.00
\$32,575.00
\$31,348.66
\$30,706.36
\$28,043.28
\$27,894.88
\$27,894.14
\$23,866.48
\$23,046.38
\$21,340.41
\$21,209.48
\$20,568.00
\$20,401.78
\$20,305.94
\$18,676.00
\$15,376.79
\$14,970.89
\$14,843.00
\$14,521.56
\$14,278.33

\$14,065.00

\$13,923.48

\$13,874.00

\$12,391.56

\$12,256.08

\$11,955.00

\$11,770.00

\$11,634.42

\$11,020.31

\$10,750.00

\$10,000.00

\$4,675,271.16

TAB 31

PWW

Payments for Contractual Services in Excess of \$50,000

Puc 1604.01(a)(17)

Annual Report of Pennichuck Water Works, Inc.

A-7 PAYMENTS TO INDIVIDUAL

List names of all individuals, partnerships, or corporations to whom payments totaling \$10,000 or more for made or accrued during the year, and the amount paid or accrued to each. Where payments or accruals to of a partnership or firm together total \$10,000 or more, list each individual and the amount paid or due each

| Line No. | Name | Adc |
|----------|--|--------------------------|
| 1 | HARVARD PILGRIM HEALTH CARE, INC. | PO BOX 970050 |
| 2 | CITY OF NASHUA, N.H. | P.O. BOX 2019 |
| 3 | CALGON CARBON CORPORATION | P O BOX 347037 |
| 4 | Eversource - LARGE POWER | PO BOX 56003 |
| 5 | Travelers | PO BOX 660317 |
| 6 | S.U.R. Construction West, Inc. | 51 Payne Road |
| 7 | KEMIRA WATER SOLUTIONS, INC. | PO BOX 71209 |
| 8 | R.H. WHITE CONSTRUCTION CO. | 41 Central Street |
| 9 | UNIVAR USA INC | 62190 COLLECTIONS CTR DR |
| 10 | DEFELICE, INC | 28 Silva Lane |
| 11 | TI-SALES, INC. | 36 HUDSON RD |
| 12 | CITY OF NASHUA (PUBLIC WORKS DIVISION) | PO BOX 2019 |
| 13 | Joseph P. Cardillo & Son, Inc | One Melvin ST |
| 14 | DN Tanks, Inc. | P.O. Box 654125 |
| 15 | WEX BANK INC | P O BOX 6293 |
| 16 | Walnut Nashua, LLC | 11 Gilboa Lane |
| 17 | Eversource | P.O. BOX 56003 |
| 18 | TOWN OF MERRIMACK | P.O. BOX 9608 |
| 19 | TOWN OF PLAISTOW, NH | 145 MAIN STREET, SUITE 3 |
| 20 | DMM | PO BOX 10 |
| 21 | Metlife - Group Benefits | PO Box 804466 |
| 22 | AMERICAN EXPRESS | PO BOX 1270 |
| 23 | RWC ENTERPRISES | PO BOX 3721 |

| | | |
|----|--|------------------------------|
| 24 | MANCHESTER WATER WORKS | PO BOX 9677 |
| 25 | Allen Mello Chrysler Jeep | 13 MARMON DRIVE |
| 26 | GRANITE STATE ANALYTICAL INC | 22 MANCHESTER RD, UNIT 2 |
| 27 | CSSI | 513 DONALD STREET |
| 28 | TOWN OF AMHERST-TAX COLLECTOR | P.O. BOX 9695 |
| 29 | CONSTELLATION NEW ENERGY, INC. | PO BOX 4640 |
| 30 | TOWN OF DERRY - UTILITY | 14 MANNING ST |
| 31 | CARUS LLC | PO BOX 734574 |
| 32 | STATE OF NEW HAMPSHIRE | 21 S. FRUIT STREET, SUITE 10 |
| 33 | SMITH PUMP INC | PO BOX 16358 |
| 34 | TOWN OF BEDFORD | PO BOX 9628 |
| 35 | Chadwick-BaRoss, Inc | 160 Warren Avenue |
| 36 | CORE & MAIN LP | P O BOX 28330 |
| 37 | NEW ERA TECHNOLOGY NH | PO BOX 15106 |
| 38 | R E PRESCOTT COMPANY INC | 10 RAILROAD AVE PO BOX 339 |
| 39 | HARCROS CHEMICALS, INC. | PO BOX 74583 |
| 40 | THE H L TURNER GROUP INC | 27 LOCKE ROAD |
| 41 | FORCIER CONTRACTING & BLDG SERV., | 24 MERRIMACK ST. |
| 42 | VERIZON WIRELESS | PO BOX 15062 |
| 43 | PENSION BENEFIT GUARANTY CORP | P O Box 979120 |
| 44 | N.E. TRAFFIC CONTROL SERVICES INC | P O Box 9 |
| 45 | RELIANCE STANDARD LIFE INSURANCE COMPANY | P O BOX 3124 |
| 46 | MACMULKIN CHEVROLET | 3 MARMON DRIVE |
| 47 | Benistar / BESTCO UA | PO Box 844748 |
| 48 | CDM SMITH INC | P O BOX 4021 |
| 49 | TYLER TECHNOLOGIES, INC | PO BOX 203556 |
| 50 | EVERETT J. PRESCOTT, INC. | P.O. BOX 350002 |
| 51 | BORDEN & REMINGTON CORP | PO BOX 2573 |
| 52 | SKILLINGS & SONS INC | 9 COLUMBIA DRIVE |
| 53 | CONTINENTAL PAVING, INC | ONE CONTINENTAL DRIVE |
| 54 | SDB SPECIALTY NETWORKING, INC. | 74 HOLLY STREET |
| 55 | J.C. MADIGAN, INC. | 450 OLD UNION TURNPIKE |
| 56 | MERRIMACK VILLAGE DISTRICT | 2 GREENS POND RD. |
| 57 | CONTINENTAL RESOURCES, INC. | PO BOX 4196 |
| 58 | AZTECA SYSTEMS, LLC | 11075 SOUTH STATE STREET #24 |

| | | |
|----|--|-------------------------------|
| 59 | COMPREHENSIVE ENVIRONMENTAL INC | 21 DEPOT STREET |
| 60 | TIMMONS GROUP | 1001 BOULDERS PKWY, SUITE 300 |
| 61 | AREL, MAURICE L. | 6 Fireside Circle |
| 62 | PAYMENTUS GROUP, INC. | 11605 N. Community House Rd. |
| 63 | RATH, YOUNG AND PIGNATELLI PC | P O BOX 1500 |
| 64 | TOWN OF DERRY - TAX COLLECTOR | PO BOX 9673 |
| 65 | Marcia A. Brown | 20 Noble Street |
| 66 | Center for Creative Leadership | One Leadership Place |
| 67 | UNITED STEELWORKERS | PO BOX 644485 |
| 68 | HACH COMPANY | 2207 COLLECTIONS CENTER DRIVE |
| 69 | STILES CO, INC. | 922 PLEASANT STREET |
| 70 | SALESFORCE.COM INC | PO BOX 203141 |
| 71 | WASTE MANAGEMENT OF NH-LONDONDERRY INC | PO BOX 13648 |
| 72 | P&L Landscaping | 79 DW Highway |
| 73 | DANIEL R. GELINAS LANDSCAPING & EXCAVATING | 42 ABBOTT ROAD |
| 74 | HP Fairfield | 554 Maple Street |
| 75 | USI INSURANCE SVCS LLC | PO BOX 62937 |
| 76 | TOWN OF MILFORD - TAX COLLECTOR | P O BOX 981036 |
| 77 | CHASE ELECTRIC MOTORS LLC | 78 LONDONDERRY TURNPIKE |
| 78 | LIBERTY UTILITIES - New Hampshire | 75 REMITTANCE DRIVE |
| 79 | MAYNARD & LESIEUR, INC. | 31 WEST HOLLIS ST |
| 80 | SANEL NAPA - NASHUA, NH | 358 MAIN ST |
| 81 | Sprague Operating Resources LLC | PO BOX 782532 |
| 82 | Dell Marketing, LP | PO Box 643561 |
| 83 | LUCKYS TRAILER SALES | 402 VERMONT ROUTE 107 |
| 84 | ESRI INC | PO Box 741076 |
| 85 | KIDDERS REPAIR SERVICE | 17 PARADE RD |
| 86 | F W WEBB COMPANY CORP. | 160 MIDDLESEX TURNPIKE |
| 87 | DIG SAFE SYSTEM, INC. | 11 Upton Drive |
| 88 | CITY OF NASHUA - MV | PO BOX 3037 |
| 89 | HOME DEPOT CREDIT SERVICES | PO Box 78047 |
| 90 | E.H. WACHS COMPANY CORP | P.O. Box 71598 |
| 91 | HALO BRANDED SOLUTIONS INC | 3182 MOMENTUM PLACE |

92 ELECTRICAL INSTALLATIONS INC
93 TOWN OF MILFORD
94 SUMTOTAL SYSTEMS LLC
95 CHAPPELL TRACTOR SALES CORP
96 GLEN ABBEY CONDO ASSOCIATION
97 USA BLUEBOOK LLC
98 AR CONTROL SERVICES LLC
99 HORIZON SOLUTIONS LLC
100 BROX INDUSTRIES INC
101 The Bank of New York Mellon
102 CONCORD WINWATER COMPANY CORP
103 LOWRY AERATION SYSTEMS, INC
104 CINTAS CORPORATION
105 Minuteman Security Technologies
106 BINX HEALTH INC
107 GRAINGER INC
108 OPEX CORPORATION
109 OWL DELIVERY LLC
110 W.B. MASON COMPANY
111 UNITIL
112 RPW SOLUTIONS LLC
113 CREDITRON
114 ROBERT PIKE CONSTRUCTION INC
115 POWER UP GENERATOR SERVICE
116 I.C. REED & SONS, INC.
117 H.A. RICHARD & SONS, INC.
118 CAC Mechanical Services, Inc.
119 DENRON HALL PLUMBING & HVAC
120 FINANCE ADMINISTRATION CENTER
121 CONSOLIDATED COMMUNICATIONS
122 ACCELERATED TECHNOLOGY LABORATORIES, INC
123 BELLEMORE CATCH BASIN MAINTENANCE LLC.
124 ECi Macola / MAX, LLC

397 WHITTIER HWY
564 NASHUA ST.
SILICON VALLEY BANK DEPT LA 25360
454 ROUTE 13 SOUTH
17 COMMERCE DR
PO BOX 9004
531 EMERYS BRIDGE ROAD
P O Box 92367
1471 METHUEN STREET
PO BOX 392013
12 SANDQUIST ST
39 EISENHOWER DR
P O BOX 631025
1 Connector Road
PO BOX 23503
DEPT. 813753704
305 COMMERCE DRIVE
20 KENNEDY DR.
PO BOX 981101
P O BOX 981077
300 BALLARDVILLE STREET
PO BOX 62133
PO BOX 5507
8 PRISCILLA LANE
PO BOX 968, 8-9 EVANS DR
54 REAR ELM ST.
68 Stiles Rd., Ste. F
17 Progress Avenue
PO BOX 402
PO BOX 70347
496 HOLLY GROVE SCHOOL ROAD
PO BOX 10369
PO BOX 735519

125 M & M ELECTRICAL SUPPLY CO., INC.
126 Property Innovation
127 PRO AV SYSTEMS, INC.
128 FRANCOEUR BROTHERS INC
129 GE DIGITAL LLC
130 ARAMARK UNIFORM SERVICE
131 HENNIKER DIRECTIONAL DRILLING
132 New England Water Distribution Svs. LLC
133 AJAX BUILDING CLEANING CORP
134 HYDRA TECH, INC.
135 MARTINEZ ROAD CONSTRUCTION
136 C A TURNER CO INC
137 HYDRO UTILITIES LLC
138 ETCHSTONE PROPERTIES, INC.
139 HAYNER/SWANSON, INC.
140 REDMOND FLEET
141 U.S. BANK EQUIPMENT FINANCE
142 RAISANEN LEASING LLC
143 AmeriGas
144 DE LAGE LANDEN FINANCIAL SVS, INC
145 MASSMUTUAL FINANCIAL GROUP
146 STATE OF NEW HAMPSHIRE
147 SULLIVAN, LINDA - PETTY CASH
148 BAU/HOPKINS INC
149 FRASCA & FRASCA. P.A.
150 WATER RESEARCH FOUNDATION
151 COMCAST
152 THE NAGLER GROUP LLC
153 FORD OF LONDONDERRY
154 COMMERCIAL DRIVING SCHOOL, LLC
155 TOWN OF HOLLIS
156 New England Kenworth
157 HUB RETIREMENT AND WEALTH MANAGEMENT

17 LOWELL STREET
2 Harris Street
275 BILLERICA RD, STE 3
220 DERRY ROAD ROUTE 102
PO BOX 74008240
PO BOX 28050
PO BOX 2156
PO Box 120
20 DEL CARMINE STREET #102
PO BOX 256
142 CLARENDON STREET
760 PLEASANT ST.
9 CORNERSTONE SQ. BLDG 400-330
179 AMHERST STREET
3 CONGRESS ST
13 REBEL RD
P.O. BOX 790448
PO BOX 748
PO Box 371473
PO BOX 41602
BOX 371368
25 CAPITOL STREET, ROOM 205
16 DANIEL WEBSTER HIGHWAY
310 SOUTH STREET
2 AUBURN STREET
6666 WEST QUINCY AVENUE
PO BOX 70219
5 BEDFORD FARMS DRIVE, SUITE 304
PO BOX 827
70 PEMBROKE RD, STE 3
7 MONUMENT SQUARE
PO BOX 2700
300 BALLARDVALE STREET

158

Total



Year Ended December 31, 2022

.S

services rendered were
to the individual members
h.

| Address | Amount |
|----------------------------|---------------|
| BOSTON MA 02297-0050 | 2,792,182 |
| NASHUA NH 03061-0885 | 2,283,847 |
| PITTSBURGH PA 15251-4037 | 1,432,922 |
| BOSTON MA 02205-6003 | 1,409,652 |
| Dallas TX 75266-0317 | 965,650 |
| Winchester NH 03470 | 749,250 |
| CHARLOTTE NC 28272-1209 | 655,867 |
| AUBURN MA 01501 | 619,270 |
| CHICAGO IL 60693-0621 | 608,974 |
| Dracut MA 01826 | 584,401 |
| SUDBURY MA 01776-2039 | 537,336 |
| NASHUA NH 03061-2019 | 531,343 |
| Wakefield MA 01880 | 504,758 |
| Dallas TX 75267-4125 | 491,998 |
| CAROL STREAM IL 60197-6293 | 361,490 |
| Nashua NH 03062 | 357,500 |
| BOSTON MA 02205-6003 | 354,237 |
| MANCHESTER NH 03108-9608 | 319,279 |
| PLAISTOW NH 03865-3018 | 301,767 |
| SCARBOROUGH ME 04070-0010 | 290,406 |
| Kansas City MO 64180-4466 | 270,137 |
| NEWARK NJ 07101-1270 | 261,486 |
| NASHUA NH 03061 | 236,641 |

| | | | |
|--------------|----|------------|---------|
| MANCHESTER | NH | 03108-9677 | 231,093 |
| NASHUA | NH | 03060-5295 | 220,794 |
| DERRY | NH | 03038 | 216,862 |
| BEDFORD | NH | 03110 | 205,166 |
| MANCHESTER | NH | 03108-9695 | 202,856 |
| CAROL STREAM | IL | 60197-4640 | 199,895 |
| DERRY | NH | 03038 | 194,211 |
| CHICAGO | IL | 60673-4574 | 192,149 |
| CONCORD | NH | 03301 | 180,074 |
| HOOKSETT | NH | 03106 | 160,326 |
| MANCHESTER | NH | 03108-9628 | 150,499 |
| Westbrook | ME | 04092 | 150,475 |
| ST LOUIS | MO | 63146 | 145,632 |
| TAMPA | FL | 33684 | 139,069 |
| EXETER | NH | 03833-0339 | 137,916 |
| CHICAGO | IL | 60690 | 127,629 |
| CONCORD | NH | 03301 | 125,826 |
| NASHUA | NH | 03064 | 117,970 |
| ALBANY | NY | 12212-5062 | 117,180 |
| ST.LOUIS | MO | 63197-9000 | 115,248 |
| Epsom | NH | 03234 | 113,164 |
| SOUTHEASTERN | PA | 19398-3124 | 110,946 |
| NASHUA | NH | 03061-0568 | 106,457 |
| Boston | MA | 02284-4748 | 99,045 |
| BOSTON | MA | 02211 | 95,286 |
| DALLAS | TX | 75320-3556 | 93,388 |
| BOSTON | MA | 02241-0002 | 93,241 |
| FALL RIVER | MA | 02722-2573 | 89,341 |
| AMHERST | NH | 03031 | 88,478 |
| LONDONDERRY | NH | 03053 | 87,593 |
| MANCHESTER | NH | 03102 | 87,399 |
| LANCASTER | MA | 01523 | 86,813 |
| MERRIMACK | NH | 03054-4259 | 84,632 |
| BOSTON | MA | 02211 | 79,840 |
| SANDY | UT | 84070 | 78,500 |

| | | | |
|----------------|----|------------|--------|
| MERRIMACK | NH | 03054 | 70,676 |
| RICHMOND | VA | 23225 | 70,377 |
| Nashua | NH | 03063 | 68,522 |
| CHARLOTTE | NC | 28277 | 68,521 |
| CONCORD | NH | 03302-1500 | 65,044 |
| MANCHESTER | NH | 03108-9673 | 64,446 |
| Somersworth | NH | 03878 | 64,005 |
| Greensboro | NC | 27410 | 62,273 |
| PITTSBURGH | PA | 15264-4485 | 59,914 |
| CHICAGO | IL | 60693 | 59,411 |
| NORWOOD | MA | 02062 | 55,697 |
| DALLAS | TX | 75320-3141 | 54,848 |
| PHILADELPHIA | PA | 19101-3648 | 54,485 |
| Merrimack | NH | 03054 | 50,160 |
| PENACOOK | NH | 03303 | 50,101 |
| Hopkinton | NH | 03229 | 49,900 |
| Virginia Beach | VA | 23466 | 49,589 |
| BOSTON | MA | 02298-1036 | 48,431 |
| HOOKSETT | NH | 03106 | 47,335 |
| CHICAGO | IL | 60675-1032 | 46,871 |
| NASHUA | NH | 03061-0823 | 44,640 |
| NASHUA | NH | 03060 | 43,776 |
| PHILADELPHIA | PA | 19178-2532 | 43,563 |
| Pittsburgh | PA | 15264-3561 | 40,201 |
| SOUTH ROYALTON | VT | 05068 | 39,030 |
| LOS ANGELES | CA | 90074-1076 | 37,936 |
| BARNSTEAD | NH | 03218 | 36,438 |
| BEDFORD | MA | 01730 | 34,381 |
| Wilmington | MA | 01887 | 34,228 |
| NASHUA | NH | 03061-3037 | 32,769 |
| Phoenix | AZ | 85062-8047 | 31,702 |
| CHICAGO | IL | 60694-1598 | 30,162 |
| CHICAGO | IL | 60689-5331 | 29,974 |

| | | | |
|---------------|----|------------|--------|
| MOULTONBORO | NH | 03254 | 29,916 |
| MILFORD | NH | 03055-8999 | 29,310 |
| PASADENA | CA | 91185-5360 | 28,012 |
| MILFORD | NH | 03055-9604 | 27,434 |
| BEDFORD | NH | 03110 | 27,319 |
| GURNEE | IL | 60331-9004 | 27,286 |
| SOUTH BERWICK | ME | 03908 | 27,262 |
| Rochester | NY | 14692 | 26,926 |
| DRACUT | MA | 01826-5499 | 25,891 |
| Pittsburgh | PA | 15251-9013 | 25,200 |
| CONCORD | NH | 03301 | 23,313 |
| WESTBROOK | ME | 04092 | 22,942 |
| CINCINNATI | OH | 45263-1025 | 22,525 |
| Andover | MA | 01810 | 21,732 |
| NEW YORK | NY | 10087-3503 | 21,642 |
| PALATINE | IL | 60038-0001 | 21,495 |
| MOORESTOWN | NJ | 08057-4234 | 21,150 |
| NASHUA | NH | 03060 | 21,115 |
| BOSTON | MA | 02298-1101 | 20,541 |
| BOSTON | MA | 02298-1077 | 20,363 |
| WILMINGTON | MA | 01887 | 20,000 |
| CHICAGO | IL | 60693-0621 | 19,432 |
| SALISBURY | MA | 01952 | 19,237 |
| AUBURN | NH | 03032 | 18,853 |
| RAYMOND | NH | 03077 | 18,725 |
| SALISBURY | MA | 01952 | 18,667 |
| Salem | NH | 03079 | 17,977 |
| Nashua | NH | 03062 | 17,659 |
| MIDDLETOWN | OH | 45042-0402 | 17,649 |
| PHILADELPHIA | PA | 19176-0347 | 17,518 |
| WEST END | NC | 27376 | 17,418 |
| BEDFORD | NH | 03110 | 16,800 |
| DALLAS | TX | 75373-5591 | 16,367 |

| | | | |
|--------------|----|------------|--------|
| NASHUA | NH | 03064 | 16,302 |
| Londonderry | NH | 03053 | 15,896 |
| CHELMSFORD | MA | 01824 | 15,489 |
| HUDSON | NH | 03051 | 15,145 |
| CHICAGO | IL | 60674-8240 | 15,087 |
| NEW YORK | NY | 10087-8050 | 15,018 |
| PITTSFIELD | NH | 03242 | 15,000 |
| Windham | NH | 03087 | 14,720 |
| WAKEFIELD | MA | 01880 | 14,690 |
| STERLING | MA | 01564 | 14,515 |
| FITCHBURG | MA | 01420 | 13,497 |
| ROCHDALE | MA | 01542 | 13,212 |
| WESTFORD | MA | 01886 | 12,965 |
| NASHUA | NH | 03064 | 12,889 |
| NASHUA | NH | 03062-3399 | 12,537 |
| HUDSON | NH | 03051 | 12,534 |
| ST. LOUIS | MO | 63179-0448 | 12,296 |
| NASHUA | NH | 03062 | 12,123 |
| Pittsburgh | PA | 15250-7473 | 11,949 |
| PHILADELPHIA | PA | 19101-1602 | 11,718 |
| PITTSBURGH | PA | 15250-7368 | 11,705 |
| CONCORD | NH | 03301-6312 | 11,612 |
| MERRIMACK | NH | 03054 | 11,501 |
| PLAINVILLE | MA | 02762 | 11,462 |
| NASHUA | NH | 03064 | 11,403 |
| DENVER | CO | 80235-3098 | 10,737 |
| PHILADELPHIA | PA | 19176 | 10,673 |
| BEDFORD | NH | 03110 | 10,612 |
| LONDONDERRY | NH | 03053 | 10,408 |
| CONCORD | NH | 03301 | 10,400 |
| HOLLIS | NH | 03049 | 10,331 |
| Concord | NH | 03302-2700 | 10,253 |
| WILMINGTON | MA | 01887 | 10,000 |

24,431,142

Pennichuck Water Works, Inc.
Contractual Services over \$50,000
For the Twelve Months Ended December 31, 2022

Provided pursuant to NHPUC Rule 1604.01(17)

| Name | Address | Amount | Purpose |
|--|--|------------|---|
| HARVARD PILGRIM HEALTH CARE, INC. | PO BOX 970050 BOSTON MA 02297-0050 | 2,792,182 | Health Care Benefits Provider |
| CALGON CARBON CORPORATION | P O BOX 347037 PITTSBURGH PA 15251-4037 | 1,432,922 | Repalce Carbon in 8 of 12 filter beds at the Nashua WTP |
| Eversource - LARGE POWER | PO BOX 56003 BOSTON MA 02205-6003 | 1,409,652 | Electrical Supplier |
| Travelers | PO BOX 660317 Dallas TX 75266-0317 | 965,650 | Insurance Provider |
| S.U.R. Construction West, Inc. | 51 Payne Road Winchester NH 03470 | 749,250 | Construction Services |
| KEMIRA WATER SOLUTIONS, INC. | PO BOX 71209 CHARLOTTE NC 28272-1209 | 655,867 | Laboratory Services - Water Analysis/Chemical Supplier |
| R.H. WHITE CONSTRUCTION CO. | 41 Central Street AUBURN MA 01501 | 619,270 | Construction Services |
| UNIVAR USA INC | 62190 COLLECTIONS CTR DR CHICAGO IL 60693-0621 | 608,974 | Chemical Supplier |
| DEFELICE, INC | 28 Siva Lane Dracut MA 01826 | 584,401 | Construction Services |
| TI-SALES, INC. | 36 HUDSON RD SUDBURY MA 01776-2039 | 537,336 | Inventory Provider - Meters |
| CITY OF NASHUA (PUBLIC WORKS DIVISION) | PO BOX 2019 NASHUA NH 03061-2019 | 531,343 | Sludge disposal fees |
| Joseph P. Cardillo & Son, Inc | One Melvin ST Wakefield MA 01880 | 504,758 | Construction Services |
| DN Tanks, Inc. | P.O. Box 654125 Dallas TX 75267-4125 | 491,998 | Construction Services |
| WEX BANK INC | P O BOX 6293 CAROL STREAM IL 60197-6293 | 361,490 | Company Gas cards |
| Walnut Nashua, LLC | 11 Gilboa Lane Nashua NH 03062 | 357,500 | Corporate officerent |
| Eversource | P.O. BOX 56003 BOSTON MA 02205-6003 | 354,237 | Electrical Supplier |
| DMM | PO BOX 10 SCARBOROUGH ME 04070-0010 | 290,406 | Mailing supplies |
| Metlife - Group Benefits | PO Box 804466 Kansas City MO 64180-4466 | 270,137 | Dental Benefits |
| AMERICAN EXPRESS | PO BOX 1270 NEWARK NJ 07101-1270 | 261,486 | Office, fuel, and other expenses |
| RWC ENTERPRISES | PO BOX 3721 NASHUA NH 03061 | 236,641 | Construction Services |
| MANCHESTER WATER WORKS | PO BOX 9677 MANCHESTER NH 03108-9677 | 231,093 | Bulk Water Provider |
| Allen Mello Chrysler Jeep | 13 MARMON DRIVE NASHUA NH 03060-5295 | 220,794 | Vehicle Service |
| GRANITE STATE ANALYTICAL INC | 22 MANCHESTER RD, UNIT 2 DERRY NH 03038 | 216,862 | Laboratory Services - Water Analysis |
| CSSI | 513 DONALD STREET BEDFORD NH 03110 | 205,166 | Construction Services |
| CONSTELLATION NEW ENERGY, INC. | PO BOX 4640 CAROL STREAM IL 60197-4640 | 199,895 | Electrical Supplier |
| TOWN OF DERRY - UTILITY | 14 MANNING ST DERRY NH 03038 | 194,211 | Purchased Water |
| CARUS LLC | PO BOX 734574 CHICAGO IL 60673-4574 | 192,149 | Chemicals for Nashua WTP, Community Water System treatment |
| SMITH PUMP INC | PO BOX 16358 HOOKSETT NH 03106 | 160,326 | Engineering Services |
| Chadwick-BaRoss, Inc | 160 Warren Avenue Westbrook ME 04092 | 150,475 | Contractor Services |
| CORE & MAIN LP | P O BOX 28330 ST LOUIS MO 63146 | 145,632 | Inventory Provider - various parts |
| NEW ERA TECHNOLOGY NH | PO BOX 15106 TAMPA FL 33684 | 139,069 | Computer Maintenance |
| R E PRESCOTT COMPANY INC | 10 RAILROAD AVE PO BOX 3 EXETER NH 03833-0339 | 137,916 | Laboratory Services - Water Analysis/Chemical Supplier |
| HARCROS CHEMICALS, INC. | PO BOX 74583 CHICAGO IL 60690 | 127,629 | Chemicals for Nashua WTP, Community Water System treatment |
| THE H L TURNER GROUP INC | 27 LOCKE ROAD CONCORD NH 03301 | 125,826 | Construction Services |
| FORCIER CONTRACTING & BLDG SERV., | 24 MERRIMACK ST. NASHUA NH 03064 | 117,970 | Construction Services |
| VERIZON WIRELESS | PO BOX 15062 ALBANY NY 12212-5062 | 117,180 | Phone Supplier |
| PENSION BENEFIT GUARANTY CORP | P O Box 979120 ST.LOUIS MO 63197-9000 | 115,248 | Pension Plan Provider |
| N.E. TRAFFIC CONTROL SERVICES INC | P O Box 9 Epsom NH 03234 | 113,164 | Traffic Control for Ditrubution, Service and Hydrant Maintenance Activities |
| RELIANCE STANDARD LIFE INSURANCE COMPANY | P O BOX 3124 SOUTHEASTERN PA 19398-3124 | 110,946 | Disability Insurance Benefit Supplier |
| MACMULKIN CHEVROLET | 3 MARMON DRIVE NASHUA NH 03061-0568 | 106,457 | New Vehicles |
| Benistar / BESTCO UA | PO Box 844748 Boston MA 02284-4748 | 99,045 | Post retiring health insurance |
| CDM SMITH INC | P O BOX 4021 BOSTON MA 02211 | 95,286 | Asset Management Consulting Services |
| TYLER TECHNOLOGIES, INC | PO BOX 203556 DALLAS TX 75320-3556 | 93,388 | Billing Systems Provider |
| EVERETT J. PRESCOTT, INC. | P.O. BOX 350002 BOSTON MA 02241-0002 | 93,241 | Parts (Inventory) & Contractor Services |
| BORDEN & REMINGTON CORP | PO BOX 2573 FALL RIVER MA 02722-2573 | 89,341 | Chemicals for Nashua WTP, Community Water System treatment |
| SKILLINGS & SONS INC | 9 COLUMBIA DRIVE AMHERST NH 03031 | 88,478 | Construction Services |
| CONTINENTAL PAVING, INC | ONE CONTINENTAL DRIVE LONDONDERRY NH 03053 | 87,593 | Construction Services |
| SDB SPECIALTY NETWORKING, INC. | 74 HOLLY STREET MANCHESTER NH 03102 | 87,399 | Contractor Services |
| J.C. MADIGAN, INC. | 450 OLD UNION TURNPIKE LANCASTER MA 01523 | 86,813 | Construction Services |
| MERRIMACK VILLAGE DISTRICT | 2 GREENS POND RD. MERRIMACK NH 03054-4259 | 84,632 | Purchased Water |
| CONTINENTAL RESOURCES, INC. | PO BOX 4196 BOSTON MA 02211 | 79,840 | Computer Maintenance |
| AZTECA SYSTEMS, LLC | 11075 SOUTH STATE STREET SANDY UT 84070 | 78,500 | IT Services |
| COMPREHENSIVE ENVIRONMENTAL INC | 21 DEPOT STREET MERRIMACK NH 03054 | 70,676 | Engineering, Environmental Consulting, Construction Mgmt., Inspection |
| TIMMONS GROUP | 1001 BOULDERS PKWY, SUIT RICHMOND VA 23225 | 70,377 | Consultant Services |
| PAYMENTUS GROUP, INC. | 11605 N. Community House Rc CHARLOTTE NC 28277 | 68,521 | Revenue and Customer Operations |
| RATH, YOUNG AND PIGNATELLI PC | P O BOX 1500 CONCORD NH 03302-1500 | 65,044 | Legal Services |
| Marcia A. Brown | 20 Noble Street Somersworth NH 03878 | 64,005 | Legal Services |
| Center for Creative Leadership | One Leadership Place Greensboro NC 27410 | 62,273 | Employee Training |
| UNITED STEELWORKERS | PO BOX 644485 PITTSBURGH PA 15264-4485 | 59,914 | Union Services |
| HACH COMPANY | 2207 COLLECTIONS CENTER CHICAGO IL 60693 | 59,411 | Laboratory Test Equipment |
| STILES CO, INC. | 922 PLEASANT STREET NORWOOD MA 02062 | 55,697 | Inventory Provider - various parts |
| SALESFORCE.COM INC | PO BOX 203141 DALLAS TX 75320-3141 | 54,848 | IT Services |
| WASTE MANAGEMENT OF NH-LONDONDERRY INC | PO BOX 13648 PHILADELPHIA PA 19101-3648 | 54,485 | Trash services |
| P&L Landscaping | 79 DW Highway Merrimack NH 03054 | 50,160 | Yard Maintenance (grass cutting, plowing) at various PWW buildings |
| DANIEL R. GELINAS LANDSCAPING & EXCAVATING | 42 ABBOTT ROAD PENACOOK NH 03303 | 50,101 | Construction Services |
| Total | | 18,992,574 | |

TAB 32

Amount of Assets and Costs Allocated to Non-Utility Operations

Puc 1604.01(a)(18)

| | | Dollars Applicable to: | | | | | | | |
|---|----------------------|------------------------|-------------------|------------------|---------------------|------------------|--------------------|----------------|----------|
| Full Year Amounts (to be allocated) | YTD EXPENSES | Tier Allocation | Social Allocation | Tier 1 (All) | Tier 2 (Regulated + | Tier 3 (PWW+PEU+ | Tier 4 (Regulated) | PWSC Only | PAC Only |
| | | Required | | | PWSC) | PWSC) | | | |
| Wages | | | | | | | | | |
| Officers Salaries & Wages | 550,542 | 1 | | 550,542 | - | - | - | - | - |
| Salaries - Engineering | 1,425,419 | 4 | | - | - | - | 1,425,419 | - | - |
| Total Allocated 2022 | | | | | | | | | |
| Costs | | | | | | | | | |
| Office Salaries and Wages - Acctg | 664,470 | 1 | | 664,470 | - | - | - | - | - |
| Office Salaries and Wages - Admin | 761,030 | 1 | | 761,030 | - | - | - | - | - |
| Office Salaries and Wages - C/S | 200,305 | 1 | | 200,305 | - | - | - | - | - |
| Office Salaries and Wages - PWSC | 1,356,839 | 2 | | - | 1,356,839 | - | - | - | - |
| Office Salaries and Wages - Admin | 134,879 | 6 | | - | - | - | - | 134,879 | - |
| Less: Capitalized Overhead - IS | (1,260) | 1 | | (1,260) | - | - | - | - | - |
| Less: Capitalized Overhead Engineering | (180,028) | 4 | | - | - | - | (180,028) | - | - |
| Benefits (Based on 12/31/19 Schedule) | | | | | | | | | |
| Officers Salaries & Wages | 298,394 | 1 | | 298,394 | - | - | - | - | - |
| Salaries - Engineering | 772,577 | 4 | | - | - | - | 772,577 | - | - |
| Office Salaries and Wages - IS | 360,143 | 1 | | 360,143 | - | - | - | - | - |
| Office Salaries and Wages - Acctg | 412,478 | 1 | | 412,478 | - | - | - | - | - |
| Office Salaries and Wages - Admin | 108,565 | 1 | | 108,565 | - | - | - | - | - |
| Office Salaries and Wages - C/S | 735,407 | 2 | | - | 735,407 | - | - | - | - |
| Office Salaries and Wages - PWSC | 73,104 | 6 | | - | - | - | - | 73,104 | - |
| Less: Capitalized Overhead IS | (683) | 1 | | (683) | - | - | - | - | - |
| Less: Capitalized Overhead Engineering | (97,575) | 4 | | - | - | - | (97,575) | - | - |
| Dollars Applicable to: | | | | | | | | | |
| Full Year Budgeted Amounts (to be allocated) - Tier 1 | | Tier Allocation | Social Allocation | Tier 1 (All) | Tier 2 (Regulated + | Tier 3 (PWW+PEU+ | Tier 4 (Regulated) | PWSC Only | PAC Only |
| | | Required | | | PWSC) | PWSC) | | | |
| Facilities - Walnut Street | | | | | | | | | |
| Office Supplies & Expense | 28,554 | 1 | | 28,554 | - | - | - | - | - |
| Office Equipment Rental | 55,303 | 1 | | 55,303 | - | - | - | - | - |
| Rental Exp Walnut St Nashua | 330,000 | 1 | | 330,000 | - | - | - | - | - |
| Property Tax Exp Walnut St Nashua | 48,084 | 1 | | 48,084 | - | - | - | - | - |
| Walnut St Phone | 19,932 | 1 | | 19,932 | - | - | - | - | - |
| Walnut St Electric | 53,644 | 1 | | 53,644 | - | - | - | - | - |
| Walnut St - Other Utilities | 16,861 | 1 | | 16,861 | - | - | - | - | - |
| Maintenance - Office | 100,960 | 1 | | 100,960 | - | - | - | - | - |
| Office Equipment maintenance | - | 1 | | - | - | - | - | - | - |
| Miscellaneous Charges | | | | | | | | | |
| Senior Management Vehicles | 142 | 1 | | 142 | - | - | - | - | - |
| Senior Management Fuel Purchased | 1,887 | 1 | | 1,887 | - | - | - | - | - |
| Senior Management Vehicle Registrations | 592 | 1 | | 592 | - | - | - | - | - |
| Courier & Express Mail Expense | - | 1 | | - | - | - | - | - | - |
| Outside Svcs (Supervision/Spec Svcs) | 358,879 | 1 | | 358,879 | - | - | - | - | - |
| Meetings and Conventions | 33,462 | 1 | | 33,462 | - | - | - | - | - |
| License Fees | 13,842 | 1 | | 13,842 | - | - | - | - | - |
| Meals | 2,616 | 1 | | 2,616 | - | - | - | - | - |
| Recruiter Fees | 16,876 | 1 | | 16,876 | - | - | - | - | - |
| Engineering Dept Expense | 13,294 | 4 | | - | - | - | 13,294 | - | - |
| Engineering Vehicles | 17,168 | 4 | | - | - | - | 17,168 | - | - |
| Engineering - Fuel Purchased | 24,660 | 4 | | - | - | - | 24,660 | - | - |
| Engineering - Vehicle Registration | 3,577 | 4 | | - | - | - | 3,577 | - | - |
| Maint of Communication Equip | 29,670 | 2 | | - | 29,670 | - | - | - | - |
| Computer Maintenance | 631,925 | 1 | | 631,925 | - | - | - | - | - |
| Depreciation - 2403 & Asset | | | | | | | | | |
| Comm Depreciation | 49,508 | 2 | | - | 49,508 | - | - | - | - |
| Computer Depreciation | 713,273 | 1 | | 713,273 | - | - | - | - | - |
| Office Furniture Depreciation | 16,275 | 1 | | 16,275 | - | - | - | - | - |
| Power Generation Equip (Walnut St) | 6,341 | 1 | | 6,341 | - | - | - | - | - |
| Leasehold Improvements-15 year property | 25,818 | 1 | | 25,818 | - | - | - | - | - |
| Union Negotiations - 2021 | 452 | 1 | | 452 | - | - | - | - | - |
| Total Allocable Expenses | \$ 10,188,201 | | | 5,829,703 | 2,171,424 | - | 1,979,091 | 207,983 | - |
| Tier 1 - use the corporate expense allocation between TSC, PWSC and regulated utilities. The allocation among utilities will be based on total assets and customers. Tier 2 - allocate to PWW, PEU, PAC and PWSC based on total assets and customers Tier 3 - allocate to PWW, PEU and PWSC based on total assets and customers Tier 4 - allocate to the regulated utilities (PWW, PEU and PAC) based on total assets and customers. (1) Retention/Bonus, Overtime, Merit increases and summer temp help are included in Officers' and Office Salaries (2) Outside Services include temporary help from temporary services providers (3) Effectively, all Admin & Gen Expense (incl. Engineering) are allocated less Insurance, Regulatory Commission, Memberships, Msc General, Public Relations and Charitable Contributions and Union Benefits | | | | | | | | | |

| Allocation Calculation - Tier 1 (All Companies) | | | | | | | | |
|--|---|-------------------------|-----------------------|--------------------------|----------------------------|--------------------------------|---------------------------|--------------------|
| | PWW | PEU | Pittsfield | Total Regulated | Con Ops (PWS) ¹ | Real Estate (TSC) ¹ | Total | |
| Revenues ⁴ | 39,836,656 74.87% | 12,504,453 23.50% | 869,137 1.63% | \$ 53,210,246 94.90% | 2,857,868 5.10% | - 0.00% | \$ 56,068,114 100.00% | |
| Employees (FTE's) - 2022 (excluding employees without benefits) | | | | 131 98.50% | 2 1.50% | 0 0.00% | 133 100.00% | |
| Square Footage - w/ add'l lease space Walnut Street Facility ⁵ | | | | 24,530 95.63% | 1,120 4.37% | 0 0.00% | 25,650 100.00% | |
| Total Assets ² | \$ 273,939,224 77.78% | \$ 74,064,373 21.03% | \$ 4,185,387 1.19% | \$ 352,188,984 99.95% | \$ 190,644 0.05% | \$ - 0.00% | \$ 352,379,628 100.00% | |
| Customers ³ | 29,608 76.12% | 8,641 22.22% | 647 1.66% | 38,896 100.00% | | | | |
| Average Percentage | 76.26% | 22.25% | 1.49% | 97.25% | 2.76% | 0.00% | 100.01% | |
| Allocation of Allocable Expenses | 4,323,029 | 1,261,309 | 84,465 | 5,668,803 | 160,900 | - | 5,829,703 | Check Total |
| Effective Allocation % | 74.16% | 21.64% | 1.45% | | 2.76% | 0.00% | | \$ - |
| ¹ | - PWS - 100% of 2 employees | | | | | | | |
| ² | - Based on December 2021 Preliminary Less Intercompany Account Balances | | | | | | | |
| ³ | - Based on December 2021 Actuals | | | | | | | |
| ⁴ | - Based on December 2021 Preliminary | | | | | | | |

| Allocation Calculation - Tier 2 (All Regulated Companies plus PWSC) | | | | | | | | |
|---|--|-------------------------|-----------------------|--------------------------|----------------------------|-------------------|---------------------------|--------------------|
| | PWW | PEU | Pittsfield | Total Regulated | Con Ops (PWS) ¹ | Real Estate (TSC) | Total | |
| Total Assets ² | \$ 273,939,224 77.78% | \$ 74,064,373 21.03% | \$ 4,185,387 1.19% | \$ 352,188,984 99.95% | \$ 190,644 0.05% | \$ - 0.00% | \$ 352,379,628 100.00% | |
| Customers ³ | 29,608 76.12% | 8,641 22.22% | 647 1.66% | 38,896 87.79% | 5,407 12.21% | 0 | 44,303 | |
| Average Percentage | 76.95% | 21.63% | 1.43% | 93.87% | 6.13% | | 100.00% | |
| Allocation of Allocable Expenses | 1,568,280 | 440,888 | 29,148 | 2,038,316 | 133,108 | 0 | 2,171,424 | Check Total |
| Effective Allocation % | 72.22% | 20.30% | 1.34% | | 6.13% | N/A | | \$ - |
| ¹ | - PWS customers based on municipality customers and pro rated based on services rendered | | | | | | | |

| Allocation Calculation - Tier 3 (PWW, PEU and PWSC) | | | | | | | | |
|---|--------------------------|-------------------------|------------|---------------------|-------------------|--------------------------|--|--------------------|
| | PWW | PEU | Pittsfield | Con Ops (PWS) | Real Estate (TSC) | Total | | |
| Total Assets ² | \$ 273,939,224 78.67% | \$ 74,064,373 21.27% | | \$ 190,644 0.05% | | \$ 348,194,241 99.99% | | |
| Customers ³ | 29,608 67.82% | 8,641 19.79% | | 5,407 12.39% | | 43,656 100.00% | | |
| Average Percentage | 73.25% | 20.53% | | 6.22% | | 100.00% | | |
| Allocation of Allocable Expenses | \$ - | \$ - | 0 | \$ - | 0 | \$ - | | Check Total |
| Effective Allocation % | #DIV/0! | #DIV/0! | N/A | #DIV/0! | N/A | | | \$ - |

| Allocation Calculation - Tier 4 (Regulated Companies) | | | | | | |
|--|----------------|---------------|-------------------|----------------------|---------------------------------------|--------------------|
| | <u>PWW</u> | <u>PEU</u> | <u>Pittsfield</u> | <u>Con Ops (PWS)</u> | <u>Real Estate (TSC) ¹</u> | <u>Total</u> |
| Total Assets ² | \$ 273,939,224 | \$ 74,064,373 | \$ 4,185,387 | | | \$ 352,188,984 |
| | 77.78% | 21.03% | 1.19% | | | 100.00% |
| Customers ³ | 29,608 | 8,641 | 647 | | | 38,896 |
| | 76.12% | 22.22% | 1.66% | | | 100.00% |
| Average Percentage | 76.95% | 21.63% | 1.43% | | | 100.01% |
| Allocation of Allocable Expenses | \$ 1,522,713 | \$ 428,077 | \$ 28,301 | 0 | 0 | \$ 1,979,091 |
| Effective Allocation % | 76.94% | 21.63% | 1.43% | N/A | N/A | |
| | | | | | | Check Total |
| | | | | | | \$ - |

| Specific Allocation Calculations - Tier 5/7 | | | | | | | |
|--|------------|------------|-------------------|----------------------|---------------------------------------|--------------|--------------------|
| | <u>PWW</u> | <u>PEU</u> | <u>Pittsfield</u> | <u>Con Ops (PWS)</u> | <u>Real Estate (TSC) ¹</u> | <u>Total</u> | <u>Check Total</u> |
| Direct Allocable Costs | 0 | 0 | - | 207,983 | 0 | 207,983 | \$ - |
| | N/A | N/A | | | N/A | | |

| Summary of Allocations | | | | | | | | |
|-------------------------------|------------------|------------------|-------------------|----------------------|--------------------------|-------------------|--------------------|--------------------|
| | <u>PWW</u> | <u>PEU</u> | <u>Pittsfield</u> | <u>Con Ops (PWS)</u> | <u>Real Estate (TSC)</u> | <u>Totals</u> | | |
| Tier 1 | 4,323,029 | 1,261,309 | 84,465 | 160,900 | - | 5,829,703 | | |
| Tier 2 | 1,568,280 | 440,888 | 29,148 | 133,108 | - | 2,171,424 | | |
| Tier 3 | - | - | - | - | - | - | | |
| Tier 4 | 1,522,713 | 428,077 | 28,301 | - | - | 1,979,091 | | |
| PWSC only and PAC only | - | - | - | 207,983 | - | 207,983 | <u>unallocated</u> | |
| Total Allocations | <u>7,414,022</u> | <u>2,130,274</u> | <u>141,914</u> | <u>501,991</u> | <u>-</u> | <u>10,188,201</u> | <u>PAC/PEU</u> | Check Total |
| | 72.77% | 20.91% | 1.39% | 4.93% | 0.00% | 100.00% | - | 10,188,201 |

| <u>PWSC Customers</u> | <u>Operations</u> | <u>Water Supply</u> | <u>Billing</u> | <u>Cust Svc</u> | <u>Customers</u> | <u>Customers</u> |
|-----------------------|-------------------|---------------------|----------------|-----------------|------------------|------------------|
| Salisbury | 0.250 | 0.250 | 0.250 | 0.250 | - | - |
| Belmont | 0.250 | 0.250 | - | - | 695 | 348 |
| Boscawen | 0.250 | 0.250 | 0.083 | 0.083 | 1,218 | 811 |
| Amesbury | - | - | 0.167 | 0.167 | 6,032 | 2,015 |
| Rowley | - | - | 0.250 | 0.250 | 1,932 | 966 |
| Eastham | - | - | 0.125 | 0.125 | 1,782 | 446 |
| Epsom | 0.250 | 0.250 | - | - | 320 | 160 |
| Wellfleet | - | - | 0.125 | 0.125 | 290 | 73 |
| Woodstock | 0.250 | 0.250 | - | - | 1,180 | 590 |
| | | | | | <u>5,407</u> | |

Note: Boscawen / Amesbury / Rowley / Eastham / Wellfleet Customer Counts updated 09/14/2022 // Belmont, Epsom, Woodstock counts updated 10/14/2022

Pennichuck Water Works
Work Order Allocation of Operations and Production Expenses
For Month Ending 12/31/2022

Full Year Amounts (to be allocated)

Wages

| | |
|------------------------------|---------|
| Superintendence - WTP | 257,271 |
| Office Salaries & Wages: WTP | 211,505 |
| Purification Labor | 312,173 |
| Superintendence - Operations | 292,904 |
| Office Salaries - Operations | 226,894 |

Benefits

| | |
|------------------------------|---------|
| Superintendence - WTP | 139,441 |
| Office Salaries & Wages: WTP | 114,636 |
| Purification Labor | 169,198 |
| Superintendence - Operations | 158,754 |
| Office Salaries - Operations | 122,977 |

Facilities - DW HWY

| | |
|-------------------------|--------|
| Maint: Meter Department | - |
| DW HWY Parking | - |
| DW HWY Office Supplies | 19,365 |
| DW HWY Gas | 20,121 |
| DW HWY Electric | 41,136 |
| DW HWY Phone | 38,397 |

Miscellaneous Charges

| | |
|-------------------------------|---------|
| Misc Gen Exp Ops | 84,314 |
| Misc T&D Materials & Supplies | 7,025 |
| Stores Expense | 63,880 |
| Small Tools Expense | 30,337 |
| OPS - Non-Union Vehicles | 4,331 |
| WTP - Non-Union Vehicles | 7,326 |
| Misc Transport Expense | 104,686 |
| Non-Union Vehicle Fuel Costs | 44,624 |
| Misc Gen Equipment Exp | 21,046 |

Depreciation - 2304

| | |
|---------------------------------------|---------|
| 16 DW Highway | 189,079 |
| Tools, Shop & Garage | 52,705 |
| Other Tangible Equipment-Misc Equip | 27,280 |
| Non-Union Transportation Depreciation | 50,527 |

| | |
|---------------------------------|------------------|
| Total Allocable Expenses | 2,811,931 |
|---------------------------------|------------------|

| | PWW Capital | 070 WTP Maintenance | 080 OPS Maintenance | Fleet | PWW Jobbing | PWS Maintenance | PWS Jobbing | PAC Capital | PAC Maintenance | PEU Capital | PEU Maintenance | Total | |
|-----------------------------------|-------------|------------------------|------------------------|------------|-------------|--------------------|-------------|-------------|--------------------|-------------|--------------------|--------------|-----------|
| Labor | 66,896.97 | 719,671.66 | 1,344,595.08 | 129,257.18 | 85,672.98 | 344,209.09 | 65,209.24 | - | 82,022.40 | 20,145.39 | 792,801.05 | 3,650,481.04 | |
| Contractor Clearing | 221,461.01 | 1,284.09 | 544,197.46 | 178,648.05 | 38,501.60 | - | - | - | 30,896.10 | 237,092.50 | 54,525.34 | 1,306,606.15 | |
| Inventory | 127,940.04 | 1,583,217.89 | 99,485.25 | - | 32,029.50 | 930.54 | 17,212.07 | 1,598.47 | 3,916.03 | 69,774.98 | 102,073.40 | 2,038,178.17 | |
| Truck | 32,937.00 | 99,473.75 | 366,842.00 | 3,680.50 | 38,943.75 | 121,364.00 | 18,926.25 | - | 13,828.75 | 9,521.00 | 261,314.75 | 966,831.75 | |
| Backhoe | 8,160.75 | 1,071.00 | 17,466.75 | - | 9,666.75 | - | 548.25 | - | 1,479.75 | 2,316.75 | 9,590.25 | 50,300.25 | |
| Compressor | 114.00 | - | 6,838.50 | - | 503.50 | - | - | - | 94.00 | - | 1,027.00 | 8,577.00 | |
| Inspection Fees | - | - | - | - | 111,444.00 | - | - | - | - | - | - | 111,444.00 | |
| Overhead | 10,123.54 | - | - | - | 75,307.46 | - | - | 31.98 | - | 7,070.47 | - | 92,533.45 | |
| Labor Overhead | 48,681.95 | - | - | - | 93,825.76 | 249,637.09 | 49,392.02 | - | 59,479.74 | 14,668.87 | 576,054.08 | 1,091,739.51 | |
| Misc General Equipment | - | - | 5,700.00 | - | 20.00 | - | - | - | - | - | 1,073.00 | 6,793.00 | |
| Total Costs | 516,315.26 | 2,404,718.39 | 2,385,125.04 | 311,585.73 | 485,915.30 | 716,140.72 | 151,287.83 | 1,630.45 | 191,716.77 | 360,589.96 | 1,798,458.87 | 9,323,484.32 | |
| Total Costs w/o OH & CWIP | 284,730.71 | 2,403,434.30 | 1,840,927.58 | 132,937.68 | 372,106.24 | 716,140.72 | 151,287.83 | 1,598.47 | 160,820.67 | 116,426.99 | 1,743,933.53 | 7,924,344.72 | |
| % of Total | 5.54% | 25.79% | 25.58% | 3.34% | 5.21% | 7.68% | 1.62% | 0.02% | 2.06% | 3.87% | 19.29% | 100.00% | |
| % of Total w/o OH & CWIP | 3.59% | 30.33% | 23.23% | 1.68% | 4.70% | 9.04% | 1.91% | 0.02% | 2.03% | 1.47% | 22.01% | 100.00% | |
| Overhead Allocable to Work Orders | 2,811,931 | 155,719 | 725,255 | 719,346 | 93,973 | 146,550 | 215,986 | 45,628 | 492 | 57,821 | 108,753 | 542,409 | 2,811,932 |
| Totals by Company: | | | | | | | | | | | | | |
| PWW | 155,719 | 725,255 | 719,346 | 93,973 | 146,550 | | | | | | | 1,840,843 | 65.5% |
| PEU | | | | | | | | | | 108,753 | 542,409 | 651,162 | 23.2% |
| PAC | | | | | | | | 492 | 57,821 | | | 58,313 | 2.1% |
| PWS | | | | | | 215,986 | 45,628 | | | | | 261,614 | 9.3% |
| Total Overhead | 155,719 | 725,255 | 719,346 | 93,973 | 146,550 | 215,986 | 45,628 | 492 | 57,821 | 108,753 | 542,409 | 2,811,932 | 100.0% |
| % Labor | 0.02 | 0.20 | 0.37 | 0.04 | 0.02 | 0.09 | 0.02 | - | 0.02 | 0.01 | 0.22 | 1.00 | |
| | | | | | | | | | | | | | 1.00 |

Pennichuck Water Works
Return on Common Assets Allocation (to other Subsidiary Companies)
For Month Ending 12/31/2022

Effective Tax Rate - current

27.08%

12

4.51%

Dollars Applicable to:

| Full Year Amounts (to be allocated) | Rate of Return | Net Book Value | Tier Allocation | | Tier 2 (Regulated + Tier 3 (PWW+PEU+)) | | Tier 4 (Regulated) | PWSC Only | PAC Only | TSC Only (budgeted specifically on TSC P/L) |
|--|----------------|----------------|-----------------|--------------|--|---------|--------------------|-----------|----------|---|
| | | | Required | Tier 1 (All) | PWSC | PWSC | | | | |
| Office Furniture & Equipment | 6,590 | 146,114 | 1 | 6,590 | - | - | - | - | - | - |
| Transportation Equipment | 103,644 | 2,298,085 | 2 | - | 103,644 | - | - | - | - | - |
| Tools, Shop & Garage Equipment | 21,892 | 485,409 | 3 | - | - | 21,892 | - | - | - | - |
| Construction Meters | 329 | 7,302 | 2 | - | 329 | - | - | - | - | - |
| Power Operated Equipment | 12,412 | 275,214 | 2 | - | 12,412 | - | - | - | - | - |
| Communication Equipment | 17,118 | 379,561 | 4 | - | - | - | 17,118 | - | - | - |
| Computer Equipment | 80,912 | 1,794,051 | 1 | 80,912 | - | - | - | - | - | - |
| Other Plant and Misc Equipment | 17,919 | 397,320 | 4 | - | - | - | 17,919 | - | - | - |
| Power Generation Equip (Walnut St) | 5,577 | 123,648 | 1 | 5,577 | - | - | - | - | - | - |
| Leasehold Improvements | 14,636 | 324,531 | 1 | 14,636 | - | - | - | - | - | - |
| 16 DW Highway | 293,878 | 6,516,147 | 3 | - | - | 293,878 | - | - | - | - |
| | - | - | 3 | - | - | - | - | - | - | - |
| Deferred Pension Costs | 91,313 | 2,024,671 | 1 | 91,313 | - | - | - | - | - | - |
| Deferred Post Retirement Health | (29,123) | (645,748) | 1 | (29,123) | - | - | - | - | - | - |
| Deferred Post Employment Health | - | - | 1 | - | - | - | - | - | - | - |
| Deferred SERP | 39,035 | 865,524 | 1 | 39,035 | - | - | - | - | - | - |
| VEBA Trust - Union | 15,982 | 354,362 | 1 | 15,982 | - | - | - | - | - | - |
| VEBA Trust - Non-union | 5,499 | 121,929 | 1 | 5,499 | - | - | - | - | - | - |
| Union Negotiations - 2021 | 39 | 866 | 1 | 39 | - | - | - | - | - | - |
| Deferred Pension Costs | | 2,024,671 | | | | | | | | |
| Deferred Post Employment Health | | - | | | | | | | | |
| Deferred Post Retirement Health | | (645,748) | | | | | | | | |
| Deferred SERP | | 865,524 | | | | | | | | |
| Less: Accrued Liability Pension - ST | | - | | | | | | | | |
| Less: Accrued Liability Pension - LT | | (6,177,033) | | | | | | | | |
| Less: Post Employment Health Liability - ST | | - | | | | | | | | |
| Less: Post Employment Health Liability - LT | | - | | | | | | | | |
| Less: Accrued Liability SERP | | (230,391) | | | | | | | | |
| VEBA Trust - Union | | 354,362 | | | | | | | | |
| VEBA Trust - Non-union | | 121,929 | | | | | | | | |
| Less: Post Retirement Liability Health - ST | | - | | | | | | | | |
| Less: Post Retirement Liability Health - LT | | (3,877,574) | | | | | | | | |
| Subtotal | | (7,564,261) | | | | | | | | |
| Less: Tax Impact at current effective tax rate | | 2,048,402 | | | | | | | | |
| Net Impact Unfunded FAS 106 & FAS 158 Costs | (248,765) | (5,515,859) | 1 | (248,765) | - | - | - | - | - | - |
| Total Allocable Expenses | 448,887 | 9,953,125.57 | | (18,305) | 116,385 | 315,770 | 35,037 | - | - | - |

*Note: Rate of Return based on YTD NBV/12*months

Tier 1 - use the corporate expense allocation between TSC, PWSC and regulated utilities. The allocation among utilities will be based on total assets and customers.

Tier 2 - allocate to PWW, PEU, PAC and PWSC based on total assets and customers

Tier 3 - allocate to PWW, PEU and PWSC based on total assets and customers

Tier 4 - allocate to the regulated utilities (PWW, PEU and PAC) based on total assets and customers.

Note: Laboratory Equipment not included. Currently, PWW charges a \$15 fee for all lab work which is considered to be a competitive price and \$5 higher than charged by the State of New Hampshire.

| Allocation Calculation - Tier 1 (All Companies) | | | | | | | |
|---|-------------|------------|-------------------|------------------------|-----------------------|--------------------------------------|--------------------|
| | <u>PWW</u> | <u>PEU</u> | <u>Pittsfield</u> | <u>Total Regulated</u> | <u>Con Ops (PWS)1</u> | <u>Real Estate (TSC)¹</u> | <u>Total</u> |
| Revenues ⁴ | 39,836,656 | 12,504,453 | 869,137 | \$ 53,210,246 | 2,857,868 | - | \$ 56,068,114 |
| | | | | 94.90% | 5.10% | 0.00% | 100.00% |
| Employees (FTE's) - 2022 | | | | 131 | 2 | 0 | 133 |
| | | | | 98.50% | 1.50% | 0.00% | 100.00% |
| Square Footage - w/ add'l lease space Walnut Street Facility | | | | 24,530 | 1,120 | 0 | 25,650 |
| | | | | 95.63% | 4.37% | 0.00% | 100.00% |
| Total Assets ² | 273,939,224 | 74,064,373 | 4,185,387 | 352,188,984 | 190,644 | \$ - | \$ 352,379,628 |
| | 77.78% | 21.03% | 1.19% | 99.95% | 0.05% | 0.00% | 100.00% |
| Customers ³ | 29,608 | 8,641 | 647 | 38,896 | | | |
| | 76.12% | 22.22% | 1.66% | 100.00% | | | |
| Average Percentage | 76.95% | 21.62% | 1.43% | 97.24% | 2.76% | 0.00% | 100.00% |
| Allocation of Allocable Expenses | (13,697) | (3,848) | (255) | (17,800) | (505) | - | \$ (18,305) |
| Effective Allocation % | 74.83% | 21.02% | 1.39% | | 2.76% | 0.00% | |
| | | | | | | | Check Total |
| | | | | | | | \$ - |
| | 1 | | | | | | |
| | 2 | | | | | | |
| | 3 | | | | | | |
| | 4 | | | | | | |

| Allocation Calculation - Tier 2 (All Regulated Companies plus PWSC) | | | | | | | |
|--|----------------|---------------|-------------------|------------------------|------------------------|--------------------------|--------------------|
| | <u>PWW</u> | <u>PEU</u> | <u>Pittsfield</u> | <u>Total Regulated</u> | <u>Con Ops (PWS) 1</u> | <u>Real Estate (TSC)</u> | <u>Total</u> |
| Total Assets ² | \$ 273,939,224 | \$ 74,064,373 | \$ 4,185,387 | \$ 352,188,984 | \$ 190,644 | \$ - | \$ 352,379,628 |
| | 77.78% | 21.03% | 1.19% | 99.95% | 0.05% | 0.00% | 100.00% |
| Customers ³ | 29,608 | 8,641 | 647 | 38,896 | 5,407 | 0 | 44,303 |
| | 76.12% | 22.22% | 1.66% | 87.79% | 12.21% | | |
| Average Percentage | 76.95% | 21.63% | 1.43% | 93.87% | 6.13% | | 100.00% |
| Allocation of Allocable Expenses | 84,058 | 23,631 | 1,562 | 109,251 | 7,134 | 0 | \$ 116,385 |
| Effective Allocation % | 72.22% | 20.30% | 1.34% | | 6.13% | N/A | |
| | | | | | | | Check Total |
| | | | | | | | \$ - |

¹ - PWS customers based on municipality customers and pro rated based on services rendered

| Allocation Calculation - Tier 3 (PWW, PEU and PWSC) | | | | | | | |
|--|----------------|---------------|-------------------|----------------------|--------------------------|----------------|--------------------|
| | <u>PWW</u> | <u>PEU</u> | <u>Pittsfield</u> | <u>Con Ops (PWS)</u> | <u>Real Estate (TSC)</u> | <u>Total</u> | |
| Total Assets ² | \$ 273,939,224 | \$ 74,064,373 | | \$ 190,644 | | \$ 348,194,241 | |
| | 78.67% | 21.27% | | 0.06% | | 100.00% | |
| Customers ³ | 29,608 | 8,641 | | 5,407 | | 43,656 | |
| | 67.82% | 19.79% | | 12.39% | | 100.00% | |
| Average Percentage | 73.25% | 20.53% | | 6.22% | | 100.00% | |
| Allocation of Allocable Expenses | \$ 231,301 | \$ 64,828 | 0 | \$ 19,641 | 0 | \$ 315,770 | |
| Effective Allocation % | 73.25% | 20.53% | N/A | 6.22% | N/A | | |
| | | | | | | | Check Total |
| | | | | | | | \$ - |

| Allocation Calculation - Tier 4 (Regulated Companies) | | | | | | | |
|--|----------------|---------------|-------------------|----------------------|--------------------------------------|----------------|--------------------|
| | <u>PWW</u> | <u>PEU</u> | <u>Pittsfield</u> | <u>Con Ops (PWS)</u> | <u>Real Estate (TSC)¹</u> | <u>Total</u> | |
| Total Assets ² | \$ 273,939,224 | \$ 74,064,373 | \$ 4,185,387 | | | \$ 352,188,984 | |
| | 77.78% | 21.03% | 1.19% | | | 100.00% | |
| Customers ³ | 29,608 | 8,641 | 647 | | | 38,896 | |
| | 76.12% | 22.22% | 1.66% | | | 100.00% | |
| Average Percentage | 76.95% | 21.62% | 1.43% | | | 100.00% | |
| Allocation of Allocable Expenses | \$ 28,961 | \$ 7,575 | \$ 501 | 0 | 0 | \$ 35,037 | Check Total |
| Effective Allocation % | 76.95% | 21.62% | 1.43% | N/A | N/A | | \$ - |

| Specific Allocation Calculations - Tier 5-7 | | | | | | | | |
|--|------------|------------|-------------------|----------------------|----------------------|--------------------------------------|--------------|--------------------|
| | <u>PWW</u> | <u>PEU</u> | <u>Pittsfield</u> | <u>North Country</u> | <u>Con Ops (PWS)</u> | <u>Real Estate (TSC)¹</u> | <u>Total</u> | <u>Check Total</u> |
| Direct Allocable Costs | 0 | 0 | - | - | - | 0 | - | \$ - |
| | N/A | N/A | | | | N/A | | |

| Summary of Allocations | | | | | | | | |
|-------------------------------|----------------|---------------|-------------------|----------------------|----------------------|--------------------------|----------------|------------------------|
| | <u>PWW</u> | <u>PEU</u> | <u>Pittsfield</u> | <u>North Country</u> | <u>Con Ops (PWS)</u> | <u>Real Estate (TSC)</u> | <u>Totals</u> | |
| Tier 1 | (13,697) | (3,848) | (255) | - | (505) | - | (18,305) | |
| Tier 2 | 84,058 | 23,631 | 1,562 | - | 7,134 | - | 116,385 | |
| Tier 3 | 231,301 | 64,828 | - | - | 19,641 | - | 315,770 | |
| Tier 4 | 26,961 | 7,575 | 501 | - | - | - | 35,037 | |
| PWSC only and PAC only | - | - | - | - | - | - | - | unallocated TSC |
| Total Allocations | <u>328,623</u> | <u>92,186</u> | <u>1,808</u> | <u>-</u> | <u>26,270</u> | <u>-</u> | <u>448,887</u> | Check Total |
| | 73.21% | 20.54% | 0.40% | 0.00% | 5.85% | 0.00% | 100.00% | |

| Summary Transfers from PWW Operating to Other Companies | | |
|--|--------------------|---------------------|
| Full Year Amounts | | |
| | <u>Annual Amts</u> | <u>Monthly Amts</u> |
| PWW operating expense allocation - PWW | \$ (120,264) | \$ (10,022) |
| PWW operating expense allocation - PEU | \$ 92,186 | \$ 7,682 |
| PWW operating expense allocation - Pittsfield | \$ 1,808 | \$ 151 |
| PWW operating expense allocation - PCP | \$ - | \$ - |
| PWW operating expense allocation - PWS | \$ 26,270 | \$ 2,189 |
| PWW operating expense allocation - TSC | \$ - | \$ - |
| Check Totals | \$ - | \$ - |

Pennichuck Corporation
Mgmt Fee Expense Allocation (to other Subsidiary Companies)
For Month Ending 12/31/2022

| | |
|---|----------------|
| Professional Fees | 39,177 |
| D&O Insurance | 38,546 |
| Annual Report Cost & Meeting | - |
| Auditors Expense/SEC Legal | 118,548 |
| Corp Governance Legal/American Stock Transfer | - |
| Directors Fees & Meetings/Corporate Secretary | - |
| EDGAR Filing/NASDAQ/All Other Misc | - |
| Board of Directors | 145,780 |
| Board of Directors Education & Training | - |
| Total Allocable Expense | 342,051 |

| Allocation Calculation - Level 1 (All Companies) | | | | | | | | |
|---|----------------|---------------|-------------------|------------------------|----------------------|--------------------------|----------------|----------------------|
| | <u>PWW</u> | <u>PEU</u> | <u>Pittsfield</u> | <u>Total Regulated</u> | <u>Con Ops (PWS)</u> | <u>Real Estate (TSC)</u> | <u>Total</u> | |
| Revenues | \$ 39,836,656 | \$ 12,504,453 | \$ 869,137 | \$ 53,210,246 | \$ 2,857,868 | \$ - | \$ 56,068,114 | |
| Financial Prelims | 71.05% | 22.30% | 1.55% | | 5.10% | 0.00% | 100.00% | |
| Total Assets | \$ 273,939,224 | \$ 74,064,373 | \$ 4,185,387 | \$ 352,188,984 | \$ 190,644 | \$ - | \$ 352,379,628 | |
| Financial Prelims | 77.74% | 21.02% | 1.19% | | 0.05% | 0.00% | 100.00% | |
| Average Percentage | 74.40% | 21.66% | 1.37% | | 2.58% | 0.00% | 100.00% | |
| Allocation of Allocable Expenses | 254,469 | 74,088 | 4,683 | \$ 333,240 | 8,810 | - | \$ 342,050 | Check Total 2 |

| Summary Transfers from PCP Operating to Other Companies - Full Year Amounts | | | |
|--|------------------|------------------------|--------------------|
| | <u>YTD Costs</u> | <u>Current Balance</u> | <u>Monthly Adj</u> |
| PCP Mgmt Fee Expense Allocation - PCP | \$ (342,050) | \$ (342,048) | (2) |
| PCP Mgmt Fee Expense Allocation - PWW | \$ 254,469 | \$ 255,283 | (814) |
| PCP Mgmt Fee Expense Allocation - PEU | \$ 74,088 | \$ 73,319 | 769 |
| PCP Mgmt Fee Expense Allocation - PAC | \$ 4,683 | \$ 4,638 | 45 |
| PCP Mgmt Fee Expense Allocation - PWS | \$ 8,810 | \$ 8,808 | 2 |
| PCP Mgmt Fee Expense Allocation - TSC | \$ - | \$ - | - |
| Check Totals | \$ - | \$ - | \$ - |

Summary of 2022 Allocated Costs
Year to Date Costs through December 31, 2022
Pennichuck Corporation and Subsidiaries
(Dollar amounts in \$ 000's)

| | <u>Penn Water</u> | <u>Penn East</u> | <u>Pittsfield</u> | <u>Total Regulated</u> | <u>Con Ops(PWSC)</u> | <u>Real Estate(TSC)</u> | <u>Total</u> |
|---|---------------------|---------------------|-------------------|------------------------|----------------------|-------------------------|----------------------|
| Allocated Corporate Costs | \$ 254,469 | \$ 74,088 | \$ 4,683 | \$ 333,240 | \$ 8,810 | \$ - | \$ 342,050 |
| % | 74.4% | 21.7% | 1.4% | 97.4% | 2.6% | 0.0% | 100.0% |
| Allocated Return on Common Assets | 328,623 | 92,186 | 1,808 | \$ 422,617 | 26,270 | - | \$ 448,887 |
| % | 73.2% | 20.5% | 0.4% | 94.1% | 5.9% | 0.0% | 100.0% |
| Allocated Pennichuck Water Costs - Work Orders | 1,840,843 | 651,162 | 58,313 | \$ 2,550,318 | 261,614 | - | \$ 2,811,932 |
| % | 65.5% | 23.2% | 2.1% | 90.7% | 9.3% | 0.0% | 100.0% |
| Allocated Pennichuck Water Costs - Management Fee | 7,414,022 | 2,130,274 | 141,914 | \$ 9,686,210 | 501,991 | - | \$ 10,188,201 |
| % | 72.8% | 20.9% | 1.4% | 95.1% | 4.9% | 0.0% | 100.0% |
| Total Allocated 2022 Costs | \$ 9,837,960 | \$ 2,947,711 | \$ 206,718 | \$ 12,992,388 | \$ 798,685 | \$ - | \$ 13,791,073 |
| % | 71.3% | 21.4% | 1.5% | 94.2% | 5.8% | 0.0% | 100.0% |

PREPARED BY: _____

DATE: _____

REVIEWED & APPROVED BY: _____

DATE: _____

| Summary of 2022 Allocated Costs | | | | | | | | | |
|--|------------|-----------|------------|-----------------|---------------|------------------|------------|--|--|
| Year to Date Costs through December 31, 2022 | | | | | | | | | |
| Pennichuck Corporation | | | | | | | | | |
| (Dollar amounts in \$ 000's) | | | | | | | | | |
| | Penn Water | Penn East | Pittsfield | Total Regulated | Con Ops(PWSC) | Real Estate(TSC) | Total | | |
| Allocated Corporate Costs | \$ 254,469 | \$ 74,088 | \$ 4,683 | \$ 333,240 | \$ 8,810 | \$ - | \$ 342,050 | | |
| % | 74.4% | 21.7% | 1.4% | 97.4% | 2.6% | 0.0% | 100.0% | | |

| Summary Transfers from PCP Operating to Other Companies - Full Year Amounts | | | |
|---|--------------|-----------------|-------------|
| | YTD Costs | Current Balance | Monthly Adj |
| PCP Mgmt Fee Expense Allocation - PCP | \$ (342,050) | (342,048) | (2) |
| PCP Mgmt Fee Expense Allocation - PWW | \$ 254,469 | 255,283 | (814) |
| PCP Mgmt Fee Expense Allocation - PEU | \$ 74,088 | 73,319 | 769 |
| PCP Mgmt Fee Expense Allocation - PAC | \$ 4,683 | 4,638 | 45 |
| PCP Mgmt Fee Expense Allocation - PWS | \$ 8,810 | 8,808 | 2 |
| PCP Mgmt Fee Expense Allocation - TSC | \$ - | - | - |
| Check Totals | \$ - | \$ - | \$ - |

| Summary of 2022 Allocated Costs | | | | | | | | | |
|---|--------------|--------------|------------|-----------------|---------------|------------------|---------------|--|--|
| Year to Date Costs through December 31, 2022 | | | | | | | | | |
| Pennichuck Water Works | | | | | | | | | |
| (Dollar amounts in \$ 000's) | | | | | | | | | |
| | Penn Water | Penn East | Pittsfield | Total Regulated | Con Ops(PWSC) | Real Estate(TSC) | Total | | |
| Allocated Return on Common Assets | 328,623 | 92,186 | 1,808 | \$ 422,617 | 26,270 | - | \$ 448,887 | | |
| % | 73.2% | 20.5% | 0.4% | 94.1% | 5.9% | 0.0% | 100.0% | | |
| Allocated Pennichuck Water Costs - Work Orders | 1,840,843 | 651,162 | 58,313 | \$ 2,550,318 | 261,614 | - | \$ 2,811,932 | | |
| % | 65.5% | 23.2% | 2.1% | 90.7% | 9.3% | 0.0% | 100.0% | | |
| Allocated Pennichuck Water Costs - Management Fee | 7,414,022 | 2,130,274 | 141,914 | \$ 9,686,210 | 501,991 | - | \$ 10,188,201 | | |
| % | 72.8% | 20.9% | 1.4% | 95.1% | 4.9% | 0.0% | 100.0% | | |
| Total Allocated 2022 Costs | \$ 9,583,488 | \$ 2,873,622 | \$ 202,035 | \$ 12,659,145 | \$ 789,875 | \$ - | \$ 13,449,020 | | |
| % | 71.3% | 21.4% | 1.5% | 94.1% | 5.9% | 0.0% | 100.0% | | |

| Summary Transfers from PWW Operating to Other Companies - Full Year Amounts | | | |
|---|----------------|-----------------|--------------------|
| | YTD Costs | Current Balance | Monthly Adjustment |
| PWW operating expense allocation - PWW | \$ (3,865,532) | (3,933,006) | \$ 67,474 |
| PWW operating expense allocation - PEU | \$ 2,873,622 | 2,927,978 | \$ (54,356) |
| PWW operating expense allocation - PAC | \$ 202,035 | 205,456 | \$ (3,421) |
| PWW operating expense allocation - PCP | \$ - | - | \$ - |
| PWW operating expense allocation - PWS | \$ 789,875 | 799,572 | \$ (9,697) |
| PWW operating expense allocation - TSC | \$ - | - | \$ - |
| Check Totals | \$ (0) | \$ - | \$ - |



Step Allocation of Benefits thru 12/31/21

| 2022 Benefits | Non-Union Wage | | | Total with Adjustments |
|--|-------------------|------------------|--------------------|--|
| | Total Dollars | Portion | Union Wage Portion | |
| Officer's Life Insurance | 6,303 | 6,303 | - | 6,303 |
| Pension - DB Plan | 1,610,316 | 941,526 | 668,790 | 1,610,316 |
| Group Pension: 401K | 306,372 | 179,131 | 127,241 | 306,372 |
| Post Retirement Health Expense | - | - | - | - |
| Post Employment Health Expense | 381,684 | 221,909 | - | 221,909 |
| Group Health Insurance | 2,311,236 | 1,343,742 | 967,494 | 2,311,236 |
| Health Insurance: Opt Out | 22,500 | 13,081 | 9,419 | 22,500 |
| Group Dental | 242,520 | 141,000 | 101,520 | 242,520 |
| Group Life/Disability Insurance | 42,900 | 24,942 | 17,958 | 42,900 |
| Misc Employee Benefits | 20,464 | 11,898 | 8,566 | 20,464 |
| Tuition Reimbursements | 19,000 | 11,047 | 7,953 | 19,000 |
| Training Educational Seminars | 169,781 | 19,000 | 150,781 | 169,781 |
| Boot & Clothing Allowance-OPS | 485,949 | - | 485,949 | 485,949 |
| Boot & Clothing Allowance-CS-Union | - | - | - | - |
| Boot & Clothing Allowance-WTP | 293,680 | - | 293,680 | 293,680 |
| Vacation Earned YTD (per Acc Vac Rpt) Union Only | 57,542 | - | 63,678 | 63,678 |
| Payroll Taxes: | | | | |
| Employer FICA/Medicare | 737,990 | 431,491 | 306,499 | 737,990 |
| FUTA | 7,250 | 4,239 | 3,011 | 7,250 |
| SUI | 37,451 | 21,897 | 15,554 | 37,451 |
| Total Benefits | 6,752,937 | 3,371,206 | 3,228,093 | 6,599,299 |
| Benefits % (of wages) | 65.4% | 54.20% | 73.06% | Update in City Works for new year |
| Total Wages thru 12/31/21 | 10,277,959 | 6,037,929 | 4,240,029 | Wages per Payroll (Proliant) Year End Payroll Accrual Entry Current Year end Payroll Accrual |
| Less: Accrued Wages 12/31/20 | (145,429) | (87,011) | (58,419) | |
| Add: Accrued Wages thru current year-end | 198,082 | 81,913 | 116,170 | |
| Grand Total Wages | 10,330,612 | 6,032,831 | 4,297,780 | |
| Grand Total Wages + 2021 wage increases | 10,637,967 | 6,219,849 | 4,418,118 | Non-union 3.1% - Union 2.80% |
| % | 100.0% | 58.4% | 41.6% | |
| Total Headcount | 129 | 75 | 54 | |
| (Excluding Summer Help) | 100.0% | 58.1% | 41.9% | |

| Health Insurance Calculation | | |
|--|-----------|-----------|
| 2022 Budget YTD | 2,311,236 | |
| 2022 - Union % (Based on Actual Participation at 01/01/2022) | 41.86% | 967,494 |
| 2022- Non-Union % (Based on Actual Participation @ 01/01/2022) | 58.14% | 1,343,742 |
| | 100.00% | 2,311,236 |

| Employer FICA/Medicare | | |
|------------------------|---------|--------------------------|
| | 737,990 | actual + % wage increase |
| Union | 306,499 | |
| Non-Union | 431,491 | |
| | 737,990 | |

| Dental Insurance Calculation | | |
|--|---------|---------|
| 2022 Budget YTD | 242,520 | |
| 2022 - Union % (Based on Actual Participation at 01/01/2022) | 41.86% | 101,520 |
| 2022- Non-Union % (Based on Actual Participation @ 01/01/2022) | 58.14% | 141,000 |
| | 100.00% | 242,520 |

| Group Pension: 401K | | |
|---------------------|---------|--------|
| | 306,372 | Budget |
| Union | 127,241 | |
| Non-Union | 179,131 | |
| | 306,372 | |

| Grand Total Wages Calculation | | | |
|-------------------------------|------------|-------|------------|
| Union | 4,297,780 | 2.80% | 4,418,118 |
| Non-Union | 6,032,831 | 3.10% | 6,219,849 |
| | 10,330,612 | | 10,637,967 |

| Vacation Earned YTD | | | |
|--------------------------------|--------|--------|-------|
| Union Carryover | 57,542 | 59,153 | 2.80% |
| | | 7.65% | |
| Total including FICA & MED Tax | | 63,678 | |

TAB 33

PAC

Balance Sheets and Income Statements for Previous Two Years

Puc 1604.01(a)(19)

PITTSFIELD AQUEDUCT
Profit and Loss Statement
January - December 2020

| | Jan-20 | Feb-20 | Mar-20 | Apr-20 | May-20 | Jun-20 | Jul-20 | Aug-20 | Sep-20 | Oct-20 | Nov-20 | Dec-20 | Total 2020 |
|--------------------------------|------------|------------|------------|------------|------------|------------|------------|------------|------------|------------|------------|------------|-------------|
| WATER SALES | 46,258.07 | 50,856.97 | 58,247.56 | 45,546.40 | 60,476.25 | 53,885.89 | 61,742.65 | 65,297.61 | 51,351.38 | 61,841.21 | 54,654.99 | 49,156.44 | 659,315.42 |
| CBFRR REVENUES | 12,213.25 | 12,213.25 | 12,213.25 | 12,213.25 | 12,213.25 | 12,213.25 | 12,213.25 | 12,213.25 | 12,213.25 | 12,213.25 | 12,213.25 | 12,213.25 | 146,559.00 |
| MISC OPERATING REVENUE | 40.00 | 110.00 | 66.00 | 218.00 | 60.00 | 304.00 | 192.00 | 40.00 | 95.00 | 303.00 | 274.00 | 259.00 | 1,961.00 |
| TOTAL REVENUES | 58,511.32 | 63,180.22 | 70,526.81 | 57,977.65 | 72,749.50 | 66,403.14 | 74,147.90 | 77,550.86 | 63,659.63 | 74,357.46 | 67,142.24 | 61,628.69 | 807,835.42 |
| PRODUCTION EXPENSES | 14,696.30 | 11,336.18 | 10,118.09 | 10,708.57 | 9,816.51 | 17,671.55 | 23,539.67 | 11,269.46 | 10,076.38 | 10,574.29 | 13,356.46 | 15,700.47 | 158,863.93 |
| TRANSMISSION AND DISTRIB EXP | 3,162.95 | 6,506.35 | 2,720.84 | 4,272.62 | 6,185.32 | 2,563.40 | 3,843.96 | 11,912.85 | 12,238.99 | 5,933.94 | 2,458.07 | 4,638.46 | 66,437.75 |
| CUSTOMER ACCT & COLLECTION EXP | 501.20 | 1,132.27 | 858.01 | 1,138.28 | 818.01 | 644.48 | 781.61 | 874.53 | 864.73 | 1,907.75 | 1,381.60 | 699.45 | 11,601.92 |
| ADMINISTRATIVE & GENERAL EXP | 1,324.11 | 1,414.32 | 1,312.32 | 1,155.72 | 1,173.86 | 279.27 | 1,174.37 | 1,076.70 | 1,302.65 | 999.74 | 1,182.58 | 1,146.12 | 13,541.76 |
| INTERCO MGMT FEE: PWW | 16,239.00 | 15,753.00 | 15,411.00 | 15,967.00 | 15,336.00 | 16,121.00 | 13,881.00 | 19,254.00 | 13,914.00 | 16,535.00 | 18,656.00 | 11,923.00 | 188,990.00 |
| INTERCOMPANY MGMT FEE: PCP | 375.00 | 443.00 | 404.00 | 371.00 | 420.00 | 315.00 | 253.00 | 368.00 | 250.00 | 426.00 | 419.00 | 248.00 | 4,292.00 |
| TOTAL OPERATING EXPENSES | 36,298.56 | 36,585.12 | 30,824.26 | 33,613.19 | 33,749.70 | 37,594.70 | 43,473.61 | 44,755.54 | 38,646.75 | 36,376.72 | 37,453.71 | 34,355.50 | 443,727.36 |
| DEPRECIATION EXPENSE: PAC | 8,377.68 | 8,377.97 | 8,379.16 | 8,381.16 | 8,377.27 | 8,378.34 | 8,336.39 | 8,365.28 | 8,349.04 | 8,356.18 | 8,351.31 | 8,359.58 | 100,389.36 |
| AMORTIZATION EXPENSE: CIAC | (1,915.45) | (1,915.39) | (1,915.45) | (1,915.39) | (1,915.37) | (1,915.47) | (1,915.46) | (1,915.39) | (1,915.46) | (1,915.39) | (1,915.37) | (1,915.47) | (22,985.06) |
| AMORT: ACQUISITION PREMIUM | 2,868.07 | 2,947.97 | 2,947.97 | 2,947.97 | 2,947.97 | 2,947.97 | 2,947.97 | 2,947.97 | 2,947.97 | 2,947.97 | 2,947.97 | 2,947.97 | 35,295.73 |
| AMORT EXP - DEFERRED CHARGES | 257.29 | 257.31 | 257.31 | 257.31 | 257.32 | 257.32 | 257.31 | 257.31 | 257.32 | 257.31 | 257.32 | 440.72 | 3,271.15 |
| GAIN FROM FORGIVENESS SRF DEBT | (119.19) | (119.19) | (119.19) | (119.19) | (119.19) | (119.19) | (119.19) | (119.19) | (119.19) | (119.19) | (119.19) | (119.19) | (1,430.28) |
| NH BET TAX | - | - | - | - | - | - | - | - | - | - | - | - | 1,326.00 |
| LOCAL PROPERTY TAXES | 15,067.00 | 15,067.00 | 15,067.00 | 15,262.67 | 15,262.67 | 15,410.16 | 15,507.16 | 15,507.16 | 15,507.18 | 15,507.16 | 16,535.33 | (2,851.49) | 166,849.00 |
| INCOME TAXES | (773.38) | 420.03 | 3,915.73 | (241.30) | 3,725.63 | 925.59 | 1,417.21 | 1,985.53 | (115.49) | 3,397.46 | 874.98 | 5,966.01 | 21,498.00 |
| TOTAL OPERATING DEDUCTIONS | 60,060.58 | 61,620.82 | 59,356.79 | 58,186.42 | 62,286.00 | 63,479.42 | 69,905.00 | 71,784.21 | 63,558.12 | 64,808.22 | 64,386.06 | 48,509.62 | 747,941.26 |
| NET OPERATING INCOME | (1,549.26) | 1,559.40 | 11,170.02 | (208.77) | 10,463.50 | 2,923.72 | 4,242.90 | 5,766.65 | 101.51 | 9,549.24 | 2,756.18 | 13,119.07 | 59,894.16 |
| MISC NON-UTILITY INCOME | - | - | - | - | - | - | - | - | - | - | - | - | - |
| OTHER INCOME (EXPENSE) | - | - | - | - | - | - | - | - | - | - | - | - | - |
| TOTAL AFUDC | - | - | - | - | - | - | - | - | - | - | - | - | - |
| INTEREST EXPENSE | (268.61) | (268.08) | (267.54) | (267.00) | (266.47) | (265.92) | (265.38) | (264.84) | (264.29) | (263.75) | (263.20) | (262.65) | (3,187.73) |
| AMORTIZATION OF DEBT EXPENSE | (62.33) | (62.33) | (62.33) | (62.33) | (62.33) | (62.33) | (62.33) | (62.33) | (62.33) | (62.33) | (62.33) | (62.33) | (747.96) |
| INTERCOMPANY INTEREST | (3,070.09) | (3,046.09) | (3,245.57) | (3,059.55) | (3,051.97) | (3,051.20) | (3,047.76) | (3,041.68) | (3,033.81) | (3,023.95) | (3,022.88) | (3,017.36) | (36,711.91) |
| TOTAL INTEREST EXPENSE, NET | (3,401.03) | (3,376.50) | (3,575.44) | (3,388.88) | (3,380.77) | (3,379.45) | (3,375.47) | (3,368.85) | (3,360.43) | (3,350.03) | (3,348.41) | (3,342.34) | (37,459.87) |
| NET INCOME (OR LOSS) | (4,950.29) | (1,817.10) | 7,594.58 | (3,597.65) | 7,082.73 | (455.73) | 867.43 | 2,397.80 | (3,258.92) | 6,199.21 | (592.23) | 9,776.73 | 19,246.56 |

TAB 33

PEU

Balance Sheets and Income Statements for Previous Two Years

Puc 1604.01(a)(19)

PENNICHUCK EAST UTILITIES
Profit and Loss Statement
January - December 2020

| | Jan-20 | Feb-20 | Mar-20 | Apr-20 | May-20 | Jun-20 | Jul-20 | Aug-20 | Sep-20 | Oct-20 | Nov-20 | Dec-20 | Total 2020 |
|--------------------------------|-------------|-------------|-------------|-------------|-------------|--------------|--------------|--------------|-------------|--------------|--------------|--------------|--------------|
| WATER SALES | 563,193.55 | 568,870.42 | 617,082.15 | 595,257.95 | 674,039.84 | 1,075,933.33 | 1,101,806.80 | 942,919.39 | 833,701.99 | 699,553.92 | 586,529.62 | 604,512.78 | 8,863,401.74 |
| CBFRR REVENUES | 77,192.43 | 77,192.43 | 77,192.43 | 77,192.43 | 77,192.43 | 77,192.43 | 77,192.43 | 77,192.43 | 77,192.43 | 77,192.43 | 77,192.43 | 77,192.43 | 926,309.16 |
| MISC OPERATING REVENUE | 1,215.00 | 1,601.00 | 695.00 | 960.00 | 1,866.00 | (2,865.82) | 1,626.00 | 1,722.00 | 1,678.00 | 2,662.00 | 2,296.00 | 2,034.00 | 15,489.18 |
| TOTAL REVENUES | 641,600.98 | 647,663.85 | 694,969.58 | 673,410.38 | 753,098.27 | 1,150,259.94 | 1,180,625.23 | 1,021,833.82 | 912,572.42 | 779,408.35 | 666,018.05 | 683,739.21 | 9,805,200.08 |
| PRODUCTION EXPENSES | 185,090.61 | 177,371.13 | 169,164.31 | 150,496.32 | 182,154.49 | 227,204.69 | 294,684.01 | 292,444.55 | 239,361.29 | 253,866.66 | 246,326.11 | 252,766.72 | 2,670,930.89 |
| TRANSMISSION AND DISTRIB EXP | 61,682.41 | 43,345.14 | 70,961.56 | 73,058.93 | 33,844.89 | 58,628.97 | 58,749.83 | 44,028.74 | 87,736.62 | 103,795.44 | 62,555.26 | 45,541.19 | 743,928.98 |
| CUSTOMER ACCT & COLLECTION EXP | 7,664.81 | 11,082.99 | 16,705.04 | 15,335.94 | 16,838.63 | 21,746.94 | 13,467.07 | 16,644.70 | 14,731.87 | 19,230.96 | 18,031.69 | 12,284.99 | 183,765.63 |
| ADMINISTRATIVE & GENERAL EXP | 14,086.06 | 13,503.21 | 14,114.88 | 23,902.64 | 15,158.81 | 3,548.47 | 14,987.14 | 13,026.79 | 19,245.87 | 17,807.87 | 14,453.65 | 15,190.22 | 179,025.61 |
| INTERCO MGMT FEE: PWW | 209,641.00 | 189,106.00 | 207,048.00 | 207,682.00 | 179,165.00 | 216,545.00 | 199,304.00 | 201,217.00 | 195,136.00 | 228,540.00 | 205,175.00 | 182,655.00 | 2,421,214.00 |
| INTERCOMPANY MGMT FEE: PCP | 4,752.00 | 5,309.00 | 4,936.00 | 4,918.00 | 4,975.00 | 5,783.00 | 4,690.00 | 5,462.00 | 4,040.00 | 5,338.00 | 5,747.00 | 3,970.00 | 59,920.00 |
| TOTAL OPERATING EXPENSES | 482,916.89 | 439,717.47 | 482,929.79 | 475,393.83 | 432,136.82 | 533,457.07 | 585,882.05 | 572,823.78 | 560,251.65 | 628,578.93 | 552,288.71 | 512,408.12 | 6,258,785.11 |
| DEP EXP/ACQ ADJ EXPENSE | 114,437.97 | 114,446.61 | 113,436.96 | 113,458.86 | 113,818.33 | 114,262.76 | 114,391.92 | 114,567.99 | 117,683.35 | 487,149.78 | 122,112.86 | 148,612.45 | 1,788,379.84 |
| AMORTIZATION EXPENSE: CIAC | (36,748.16) | (36,751.40) | (36,534.26) | (36,549.75) | (36,571.71) | (36,457.50) | (36,574.22) | (36,626.46) | (39,864.90) | (408,230.37) | (41,671.28) | (52,507.02) | (835,087.03) |
| AMORT: ACQUISITION PREMIUM | 17,811.63 | 18,307.81 | 18,307.81 | 18,307.81 | 18,307.81 | 18,307.82 | 18,307.82 | 18,307.81 | 18,307.81 | 18,307.81 | 18,307.81 | 18,307.81 | 219,197.56 |
| AMORT EXP - DEFERRED CHARGES | 9,983.62 | 9,979.36 | 4,361.25 | 4,361.23 | 4,361.21 | 4,361.26 | 4,361.22 | 4,361.24 | 4,361.25 | 4,361.23 | 4,361.21 | 4,960.21 | 64,174.29 |
| LOCAL PROPERTY TAXES | 105,673.21 | 105,223.21 | 105,673.21 | 105,672.88 | 105,672.88 | 97,003.14 | 102,782.96 | 102,782.96 | 102,782.97 | 102,782.96 | 82,715.29 | 63,618.85 | 1,182,384.52 |
| NH BET TAX | - | - | - | - | - | - | - | - | - | - | - | 3,978.00 | 3,978.00 |
| GAIN FROM FORGIVENESS SRF DEBT | (2,059.04) | (2,059.04) | (2,059.04) | (2,059.04) | (2,059.04) | (2,059.04) | (2,059.04) | (2,059.04) | (2,059.04) | (2,059.04) | (2,059.04) | (2,059.04) | (24,708.48) |
| INCOME TAXES | (28,932.78) | (16,089.54) | 2,839.59 | (310.85) | 22,493.75 | 104,183.89 | 87,251.74 | 60,911.60 | 26,334.23 | 144,702.52 | (29,308.09) | 364,260.94 | 738,337.00 |
| TOTAL OPERATING DEDUCTIONS | 663,083.34 | 632,774.48 | 688,955.31 | 678,274.97 | 658,160.05 | 833,059.40 | 874,344.45 | 835,069.88 | 787,797.32 | 975,593.82 | 706,747.47 | 1,061,580.32 | 9,395,440.81 |
| NET OPERATING INCOME | (21,482.36) | 14,889.37 | 6,014.27 | (4,864.59) | 94,938.22 | 317,200.54 | 306,280.78 | 186,763.94 | 124,775.10 | (196,185.47) | (40,729.42) | (377,841.11) | 409,759.27 |
| MISC NON-UTILITY INCOME | 7,453.58 | - | - | - | - | - | - | - | - | - | - | - | 7,453.58 |
| OTHER INCOME (EXPENSE) | 7,453.58 | - | - | - | - | - | - | - | - | - | - | - | 7,453.58 |
| AFUDC-INTEREST(DEBT) COMPONENT | - | - | - | - | - | - | - | - | - | - | - | - | - |
| AFUDC - EQUITY COMPONENT | - | - | - | - | - | - | - | - | - | - | - | - | - |
| TOTAL AFUDC | - | - | - | - | - | - | - | - | - | - | - | - | - |
| INTEREST EXPENSE | (58,659.61) | (57,577.25) | (424.84) | (26,133.60) | (56,612.63) | (54,168.02) | (53,616.77) | (54,295.23) | (63,841.86) | (60,256.61) | (56,908.52) | (56,314.88) | (598,809.82) |
| INTEREST EXP: BONDS & NOTES | (3,620.25) | (3,423.87) | (3,640.70) | (2,295.82) | (2,329.36) | (1,983.14) | (2,282.94) | (2,254.50) | (2,175.52) | (2,237.90) | (1,842.15) | (568.17) | (28,654.32) |
| LINE OF CREDIT INTEREST | (2,087.94) | (2,087.94) | (2,087.94) | (2,087.94) | (2,087.94) | (2,087.94) | (2,087.94) | (2,087.94) | (2,204.41) | (1,674.50) | (1,674.50) | (1,674.50) | (23,931.43) |
| AMORTIZATION OF DEBT EXPENSE | (17,312.30) | (16,169.18) | (17,454.70) | (8,554.24) | (8,429.33) | (8,385.62) | (8,456.14) | (8,524.13) | (8,510.46) | (8,391.87) | (8,459.03) | (8,546.11) | (127,193.11) |
| INTERCOMPANY INTEREST | (81,680.10) | (79,258.24) | (23,608.18) | (39,071.60) | (69,459.26) | (66,624.72) | (66,443.79) | (67,161.80) | (76,732.25) | (72,560.88) | (68,884.20) | (67,103.66) | (778,588.68) |
| TOTAL INTEREST EXPENSE, NET | (81,680.10) | (79,258.24) | (23,608.18) | (39,071.60) | (69,459.26) | (66,624.72) | (66,443.79) | (67,161.80) | (76,732.25) | (72,560.88) | (68,884.20) | (67,103.66) | (778,588.68) |
| NET INCOME (OR LOSS) | (95,708.88) | (64,368.87) | (17,593.91) | (43,936.19) | 25,478.96 | 250,575.82 | 239,836.99 | 119,602.14 | 48,042.85 | (268,746.35) | (109,613.62) | (444,944.77) | (361,375.83) |

PENNICHUCK EAST UTILITIES
Profit and Loss Statement
January - December 2021

| | Jan-21 | Feb-21 | Mar-21 | Apr-21 | May-21 | Jun-21 | Jul-21 | Aug-21 | Sep-21 | Oct-21 | Nov-21 | Dec-21 | Total 2021 |
|--------------------------------|-------------|--------------|-------------|-------------|-------------|--------------|-------------|-------------|-------------|-------------|-------------|-------------|--------------|
| WATER SALES | 602,791.19 | 583,024.77 | 623,219.66 | 595,793.01 | 784,461.35 | 1,012,066.76 | 837,467.46 | 805,355.45 | 842,853.07 | 793,451.04 | 693,866.76 | 693,158.00 | 8,867,508.52 |
| CBFRR REVENUES | 77,192.43 | 77,192.43 | 77,192.43 | 77,192.43 | 77,192.43 | 77,192.43 | 77,192.43 | 77,192.43 | 77,192.43 | 77,192.43 | 77,192.43 | 77,192.43 | 926,309.16 |
| MISC OPERATING REVENUE | 1,650.00 | 909.00 | 1,186.00 | 1,587.00 | 3,186.00 | 2,434.00 | 3,155.00 | 1,791.00 | 2,473.00 | 2,113.00 | 2,096.00 | 1,872.00 | 24,452.00 |
| TOTAL REVENUES | 681,633.62 | 661,126.20 | 701,598.09 | 674,572.44 | 864,839.78 | 1,091,693.19 | 917,814.89 | 884,338.88 | 922,518.50 | 872,756.47 | 773,155.19 | 772,222.43 | 9,818,269.68 |
| PRODUCTION EXPENSES | 205,763.47 | 194,437.42 | 194,021.22 | 190,648.16 | 210,383.25 | 251,957.87 | 246,015.76 | 220,064.57 | 221,854.19 | 232,559.40 | 189,365.37 | 200,377.98 | 2,557,448.66 |
| TRANSMISSION AND DISTRIB EXP | 28,671.10 | 53,258.07 | 66,011.19 | 115,003.28 | 87,200.81 | 91,361.87 | 72,027.20 | 99,198.08 | 72,248.57 | 76,323.19 | 53,070.90 | 45,121.38 | 859,495.64 |
| CUSTOMER ACCT & COLLECTION EXP | 12,958.12 | 12,428.81 | 8,183.55 | 20,926.38 | 20,995.79 | 22,025.05 | 20,922.71 | 13,308.40 | 21,070.04 | 14,386.33 | 15,680.12 | 15,330.54 | 198,215.84 |
| ADMINISTRATIVE & GENERAL EXP | 17,602.55 | 19,996.04 | 2,267.80 | 16,896.30 | 14,789.70 | 15,155.60 | 14,830.85 | 15,199.60 | 15,935.24 | 17,805.56 | 21,549.52 | 15,175.14 | 187,203.90 |
| INTERCO MGMT FEE: PWW | 217,912.00 | 210,917.00 | 221,400.00 | 234,600.00 | 207,799.00 | 236,108.00 | 206,325.00 | 205,414.00 | 217,220.00 | 232,524.00 | 235,007.00 | 163,743.00 | 2,588,969.00 |
| INTERCOMPANY MGMT FEE: PCP | 4,738.00 | 4,818.00 | 6,547.00 | 6,292.00 | 5,092.00 | 6,191.00 | 5,344.00 | 4,871.00 | 2,313.00 | 5,408.00 | 5,382.00 | 3,738.00 | 60,734.00 |
| TOTAL OPERATING EXPENSES | 487,645.24 | 495,855.34 | 498,430.76 | 584,366.12 | 546,260.55 | 622,799.39 | 565,465.52 | 558,055.65 | 550,641.04 | 579,006.48 | 520,054.91 | 443,486.04 | 6,452,067.04 |
| DEP EXP/ACQ ADJ EXPENSE | 122,963.63 | 123,723.81 | 124,414.49 | 123,554.29 | 123,652.22 | 123,955.50 | 123,498.72 | 123,532.25 | 123,379.71 | 123,734.18 | 123,902.83 | 132,428.78 | 1,492,740.41 |
| AMORTIZATION EXPENSE: CIAC | (42,385.69) | (42,549.95) | (42,182.80) | (42,347.22) | (42,359.82) | (42,410.01) | (42,417.78) | (42,439.70) | (42,452.16) | (42,465.25) | (42,483.90) | (45,238.93) | (511,733.21) |
| AMORT: ACQUISITION PREMIUM | 18,307.82 | 18,828.74 | 18,828.74 | 18,828.75 | 18,828.74 | 18,828.83 | 18,828.74 | 18,828.75 | 18,828.74 | 18,828.74 | 18,828.84 | 18,828.74 | 225,424.17 |
| AMORT EXP - DEFERRED CHARGES | 4,960.17 | 4,960.19 | 4,960.23 | 4,960.18 | 4,960.15 | 4,960.24 | 4,960.20 | 4,960.18 | 4,960.24 | 4,960.17 | 4,960.16 | 5,418.23 | 59,980.34 |
| LOCAL PROPERTY TAXES | 81,519.64 | 81,511.32 | 81,484.32 | 93,449.97 | 93,449.97 | 113,922.90 | 78,116.95 | 110,568.95 | 94,342.94 | 94,342.95 | 118,387.17 | 94,903.66 | 1,136,000.74 |
| NH BET TAX | - | - | - | - | - | - | - | - | - | - | - | 4,382.00 | 4,382.00 |
| GAIN FROM FORGIVENESS SRF DEBT | (2,059.04) | (2,059.04) | (2,059.04) | (2,059.04) | (2,059.04) | (2,059.04) | (2,059.04) | (2,059.04) | (2,059.04) | (2,059.04) | (3,954.00) | (3,954.00) | (28,498.40) |
| INCOME TAXES | 2,471.50 | 46,143.63 | (6,592.47) | (16,340.27) | 19,116.40 | 64,626.27 | 33,660.23 | 20,120.35 | 34,192.25 | 13,843.21 | (4,697.77) | (21,641.33) | 184,902.00 |
| TOTAL OPERATING DEDUCTIONS | 673,423.27 | 726,414.04 | 677,284.23 | 764,412.78 | 761,849.17 | 904,624.08 | 780,053.54 | 791,567.39 | 781,833.72 | 790,191.44 | 734,998.24 | 628,613.19 | 9,015,265.09 |
| NET OPERATING INCOME | 8,210.35 | (65,287.84) | 24,313.86 | (89,840.34) | 102,990.61 | 187,069.11 | 137,761.35 | 92,771.49 | 140,684.78 | 82,565.03 | 38,156.95 | 143,609.24 | 803,004.59 |
| MISC NON-UTILITY INCOME | - | - | - | - | - | - | - | - | - | - | - | - | - |
| OTHER INCOME (EXPENSE) | - | - | - | - | - | - | - | - | - | - | - | - | - |
| AFUDC-INTEREST(DEBT) COMPONENT | - | - | - | - | - | - | - | - | - | - | - | - | - |
| AFUDC - EQUITY COMPONENT | - | - | - | - | - | - | - | - | - | - | - | - | - |
| TOTAL AFUDC | - | - | - | - | - | - | - | - | - | - | - | - | - |
| INTEREST EXPENSE | - | - | - | - | - | - | - | - | - | - | - | - | - |
| INTEREST EXP: BONDS & NOTES | (60,217.58) | (58,832.38) | (57,442.99) | 34,291.32 | (61,935.87) | (59,843.24) | (59,287.92) | (58,892.59) | (59,565.67) | (58,635.11) | (62,667.07) | (61,743.47) | (624,772.57) |
| LINE OF CREDIT INTEREST | (1,124.89) | (1,487.35) | (2,128.12) | (2,059.55) | (2,146.88) | (2,052.71) | (2,100.72) | (2,097.31) | (2,042.30) | (255.71) | (784.45) | (1,102.93) | (19,382.92) |
| AMORTIZATION OF DEBT EXPENSE | (1,842.41) | (1,778.17) | (1,778.17) | (1,778.17) | (1,778.17) | (1,780.41) | (1,789.82) | (1,789.82) | (1,789.82) | (1,801.02) | (1,825.08) | (1,855.56) | (21,586.62) |
| INTERCOMPANY INTEREST | (8,531.34) | (8,345.60) | (8,310.79) | (8,317.67) | (8,302.76) | (8,329.97) | (8,376.31) | (8,372.35) | (8,348.81) | (8,329.78) | (8,090.79) | (7,888.80) | (99,544.97) |
| TOTAL INTEREST EXPENSE, NET | (71,716.22) | (70,443.50) | (69,660.07) | 22,135.93 | (74,163.68) | (72,006.33) | (71,554.77) | (71,152.07) | (71,746.60) | (69,021.62) | (73,367.39) | (72,590.76) | (765,287.08) |
| NET INCOME (OR LOSS) | (63,505.87) | (135,731.34) | (45,346.21) | (67,704.41) | 28,826.93 | 115,062.78 | 66,206.58 | 21,619.42 | 68,938.18 | 13,543.41 | (35,210.44) | 71,018.48 | 37,717.51 |

TAB 33

PWW

Balance Sheets and Income Statements for Previous Two Years

Puc 1604.01(a)(19)

PENNICHUCK WATER WORKS INC
Profit and Loss Statement
January - December 2020

Provided pursuant to NHPUC Rule 1604.01(19)

| | Jan-20 | Feb-20 | Mar-20 | Apr-20 | May-20 | Jun-20 | Jul-20 | Aug-20 | Sep-20 | Oct-20 | Nov-20 | Dec-20 | Total 2020 |
|-----------------------------------|--------------|--------------|--------------|--------------|--------------|--------------|--------------|--------------|--------------|--------------|--------------|--------------|----------------|
| WATER SALES | 1,691,607.27 | 1,437,291.96 | 1,778,177.24 | 1,684,938.19 | 1,707,626.85 | 3,177,211.05 | 4,216,042.35 | 2,926,641.99 | 2,913,369.72 | 1,797,640.22 | 1,585,638.97 | 3,693,439.30 | 28,609,625.11 |
| CBFRR REVENUES | 644,086.00 | 644,086.00 | 644,086.00 | 644,086.00 | 644,086.00 | 644,086.00 | 644,086.00 | 644,086.00 | 644,086.00 | 644,086.00 | 644,086.00 | 644,086.00 | 7,729,032.00 |
| OTHER OPERATING REVENUE | 25,102.95 | 20,889.69 | 25,521.99 | 17,697.61 | 26,578.22 | 21,132.42 | 26,639.26 | 30,366.46 | 24,446.74 | 31,005.08 | 25,250.95 | 74,880.92 | 349,512.29 |
| TOTAL REVENUES | 2,360,796.22 | 2,102,267.65 | 2,447,785.23 | 2,346,721.80 | 2,378,291.07 | 3,842,429.47 | 4,886,767.61 | 3,601,094.45 | 3,581,902.46 | 2,472,731.30 | 2,254,975.92 | 4,412,406.22 | 36,688,169.40 |
| PRODUCTION EXPENSES | 365,660.29 | 362,767.94 | 339,408.57 | 342,916.74 | 425,430.29 | 604,862.79 | 558,539.00 | 532,297.01 | 508,162.31 | 461,614.18 | 360,766.43 | 425,191.20 | 5,287,616.75 |
| TRANSMISSION AND DISTRIB EXP | 255,155.26 | 221,783.12 | 218,335.90 | 205,086.37 | 322,077.17 | 344,514.41 | 299,173.43 | 237,016.45 | 316,268.55 | 224,342.35 | 255,055.16 | 260,263.48 | 3,159,071.65 |
| ENGINEERING EXPENSE | 82,595.35 | 62,597.48 | 62,531.25 | 28,586.14 | 48,606.97 | 63,239.25 | 72,589.48 | 65,620.56 | 59,489.12 | 44,738.14 | 59,657.92 | 29,384.44 | 679,636.10 |
| CUSTOMER ACCT & COLLECTION EXP | 131,980.26 | 115,680.41 | 136,984.80 | 152,848.72 | 132,121.78 | 138,706.88 | 137,572.71 | 140,015.62 | 151,100.78 | 146,143.09 | 150,454.63 | 152,434.89 | 1,686,044.57 |
| ADMINISTRATIVE & GENERAL EXP | 599,903.12 | 555,032.87 | 570,482.57 | 569,577.06 | 497,777.13 | 511,530.78 | 524,965.42 | 543,556.42 | 549,648.55 | 500,592.15 | 526,057.00 | 846,404.03 | 6,795,527.10 |
| IS EXPENSE | 92,700.61 | 84,111.03 | 94,680.63 | 90,683.58 | 94,383.48 | 93,088.86 | 88,637.29 | 91,697.90 | 96,119.53 | 100,059.54 | 101,129.09 | 58,723.94 | 1,086,015.48 |
| INTCO MGMT FEE:TSC/PWS/PAC/PEU | (313,007.00) | (281,601.00) | (309,914.00) | (301,292.00) | (264,520.00) | (318,481.00) | (294,025.00) | (297,472.00) | (283,928.00) | (325,326.00) | (286,914.00) | (267,576.00) | (3,544,056.00) |
| INTERCOMPANY MGMT FEE: PCP | 18,131.00 | 19,227.00 | 18,039.00 | 18,117.00 | 18,648.00 | 20,254.00 | 20,231.00 | 19,923.00 | 20,195.00 | 18,802.00 | 18,173.00 | 22,257.00 | 231,997.00 |
| TOTAL OPERATING EXPENSES | 1,233,118.89 | 1,139,598.85 | 1,130,548.72 | 1,106,523.61 | 1,274,524.82 | 1,457,715.97 | 1,407,683.33 | 1,332,654.96 | 1,417,055.84 | 1,170,965.45 | 1,184,379.23 | 1,527,082.98 | 15,381,852.65 |
| DEP EXP/ACQ ADJ EXPENSE | 509,625.12 | 509,503.45 | 509,615.57 | 509,459.79 | 509,062.05 | 513,416.80 | 508,128.07 | 508,678.00 | 509,121.93 | 510,367.82 | 515,371.83 | 562,269.46 | 6,174,619.89 |
| AMORTIZATION EXPENSE: CIAC | (67,946.32) | (67,999.89) | (68,044.04) | (68,174.59) | (68,201.30) | (67,244.26) | (67,922.87) | (67,969.59) | (68,022.07) | (68,077.22) | (68,145.14) | (69,177.17) | (816,924.46) |
| AMORT: ACQUISITION PREMIUM | 156,533.92 | 160,894.58 | 160,894.57 | 160,894.58 | 160,894.58 | 160,894.58 | 160,894.58 | 160,894.58 | 160,894.57 | 160,894.58 | 160,894.58 | 160,894.58 | 1,926,374.28 |
| AMORT EXP - DEFERRED CHARGES | (1,590.38) | 10,938.46 | 10,938.66 | 10,938.41 | 10,938.48 | 10,938.62 | 10,938.52 | 10,938.46 | 10,938.68 | 10,938.38 | 10,864.62 | 12,512.29 | 120,233.20 |
| GAIN FROM FORGIVENESS SRF DEBT | (5,273.67) | (5,273.67) | (5,273.67) | (5,273.67) | (5,273.67) | (5,273.67) | (5,273.67) | (5,273.67) | (5,273.67) | (5,273.67) | (5,273.67) | (5,273.67) | (63,284.04) |
| TAXES OTHER THAN INCOME | 377,388.83 | 363,352.02 | 368,127.48 | 363,474.38 | 367,514.55 | 428,436.54 | 412,415.77 | 390,701.39 | 391,493.22 | 393,158.09 | 570,530.52 | 578,032.48 | 5,004,625.27 |
| INCOME TAXES | 28,475.25 | (25,588.92) | 58,921.94 | 47,107.75 | (35,607.49) | 335,491.65 | 565,515.53 | 288,385.61 | 294,080.14 | (39,140.06) | (155,295.73) | 365,511.33 | 1,727,857.00 |
| TOTAL OPERATING DEDUCTIONS | 2,230,331.64 | 2,085,424.88 | 2,165,729.23 | 2,124,950.26 | 2,213,852.02 | 2,834,376.23 | 2,992,379.26 | 2,619,009.74 | 2,710,288.64 | 2,133,833.37 | 2,213,326.24 | 3,131,852.28 | 29,455,353.79 |
| NET OPERATING INCOME | 130,464.58 | 16,842.77 | 282,056.00 | 221,771.54 | 164,439.05 | 1,008,053.24 | 1,894,388.35 | 982,084.71 | 871,613.82 | 338,897.93 | 41,649.68 | 1,280,553.94 | 7,232,815.61 |
| MISC NON-UTILITY INCOME | - | 2,000.00 | (148.75) | - | - | (3,227.25) | 83,327.29 | - | - | - | - | (623.50) | 81,327.79 |
| MISCELLANEOUS NON-UTILITY EXP | - | - | - | - | - | - | - | - | - | - | - | - | - |
| OTHER INCOME (EXPENSE) | - | 2,000.00 | (148.75) | - | - | (3,227.25) | 83,327.29 | - | - | - | - | (623.50) | 81,327.79 |
| AFUDC-INTEREST(DEBT) COMPONENT | - | - | - | - | - | - | - | - | - | - | - | - | - |
| AFUDC - EQUITY COMPONENT | - | - | - | - | - | - | - | - | - | - | - | - | - |
| TOTAL AFUDC | - | - | - | - | - | - | - | - | - | - | - | - | - |
| INTEREST EXPENSE | - | - | - | - | - | - | - | - | - | - | - | - | - |
| INTEREST EXP: BONDS & NOTES | (333,907.39) | (307,264.05) | (336,500.32) | (323,768.14) | (421,731.15) | (357,838.26) | (368,104.24) | (365,103.58) | (3,916.31) | (365,078.04) | (378,108.33) | (369,585.20) | (3,930,905.01) |
| LINE OF CREDIT INTEREST | (18,739.21) | (19,341.81) | (20,022.61) | (16,682.65) | (952.97) | (1,398.17) | (2,179.60) | (2,603.24) | (3,361.59) | (4,351.16) | (4,733.37) | (6,358.60) | (100,724.98) |
| AMORTIZATION: PREMIUM ON DEBT | 11,073.74 | 11,073.74 | 11,073.74 | 11,073.74 | 11,301.39 | 11,301.39 | 11,301.39 | 11,301.39 | 11,301.39 | 11,301.39 | 11,301.39 | 11,301.39 | 134,706.08 |
| AMORTIZATION OF DEBT EXPENSE | (23,189.57) | (23,189.57) | (23,189.48) | (22,673.55) | (25,139.11) | (23,936.87) | (24,008.63) | (24,938.41) | (25,647.53) | (25,647.53) | (25,647.53) | (25,647.53) | (1,217,125.39) |
| AMORT OF ORIGINAL ISSUE DISCNT | - | - | - | - | - | - | - | - | - | - | - | - | - |
| AMORTIZATION OF DISCOUNT ON BONDS | - | - | - | - | - | - | - | - | - | - | - | - | - |
| INTERCOMPANY INTEREST | 54,911.89 | 58,414.71 | 48,868.82 | 5,384.45 | 5,183.05 | 5,150.24 | 5,127.73 | 4,887.33 | 4,999.64 | 5,284.53 | 5,648.05 | 5,766.62 | 209,627.06 |
| INTEREST INCOME/EXPENSE | - | - | - | - | - | - | - | - | - | - | - | - | - |
| TOTAL INTEREST EXPENSE, NET | (309,850.54) | (280,306.98) | (319,769.85) | (346,666.15) | (431,338.79) | (366,721.67) | (377,863.35) | (376,456.51) | (247,454.40) | (609,419.93) | (622,403.09) | (616,170.98) | (4,904,422.24) |
| NET INCOME (OR LOSS) | (179,385.96) | (261,464.21) | (37,862.60) | (124,894.61) | (266,899.74) | 638,104.32 | 1,599,852.29 | 605,628.20 | 624,159.42 | (270,522.00) | (580,753.41) | 663,759.46 | 2,409,721.16 |

PENNICHUCK WATER WORKS INC
Profit and Loss Statement
January - December 2021

| | Jan-21 | Feb-21 | Mar-21 | Apr-21 | May-21 | Jun-21 | Jul-21 | Aug-21 | Sep-21 | Oct-21 | Nov-21 | Dec-21 | Total 2021 |
|------------------------------------|---------------------|---------------------|---------------------|---------------------|---------------------|---------------------|---------------------|---------------------|---------------------|---------------------|---------------------|---------------------|-----------------------|
| WATER SALES | 1,671,451.40 | 1,742,584.97 | 1,953,001.32 | 1,688,966.79 | 2,326,443.48 | 3,484,726.20 | 3,137,312.85 | 2,693,874.38 | 2,950,665.80 | 2,050,826.83 | 1,855,215.52 | 4,299,561.48 | 29,854,631.02 |
| CBFRR REVENUES | 644,086.00 | 644,086.00 | 644,086.00 | 644,086.00 | 644,086.00 | 644,086.00 | 644,086.00 | 644,086.00 | 644,086.00 | 644,086.00 | 644,086.00 | 644,086.00 | 7,729,032.00 |
| OTHER OPERATING REVENUE | 23,975.45 | 29,567.97 | 18,579.42 | 29,863.85 | 24,441.79 | 50,073.51 | 31,086.34 | 40,699.96 | 38,438.65 | 40,003.39 | 49,619.12 | 64,442.65 | 440,792.10 |
| TOTAL REVENUES | 2,339,512.85 | 2,416,238.94 | 2,615,666.74 | 2,362,916.64 | 2,994,971.27 | 4,178,885.71 | 3,812,485.19 | 3,378,660.34 | 3,633,190.45 | 2,734,916.22 | 2,548,920.64 | 5,008,090.13 | 38,024,455.12 |
| PRODUCTION EXPENSES | 391,094.58 | 377,292.96 | 400,363.66 | 420,060.10 | 474,390.57 | 570,745.19 | 587,298.40 | 549,686.12 | 488,299.76 | 452,280.06 | 464,088.80 | 499,609.70 | 5,675,209.90 |
| TRANSMISSION AND DISTRIB EXP | 277,692.31 | 251,905.96 | 244,924.62 | 242,689.49 | 284,659.76 | 283,619.45 | 262,829.73 | 294,874.16 | 297,606.66 | 381,051.39 | 239,355.46 | 249,858.87 | 3,311,067.86 |
| ENGINEERING EXPENSE | 95,359.57 | 80,283.35 | 76,117.97 | 78,022.84 | 69,138.37 | 96,773.72 | 90,752.19 | 74,218.32 | 83,702.41 | 72,382.81 | 83,044.02 | 64,436.06 | 964,231.63 |
| CUSTOMER ACCT & COLLECTION EXP | 139,135.87 | 123,177.30 | 122,154.55 | 157,314.61 | 118,138.28 | 160,270.57 | 153,764.73 | 128,052.81 | 175,966.51 | 146,437.71 | 151,892.20 | 138,641.88 | 1,714,947.02 |
| ADMINISTRATIVE & GENERAL EXP | 650,596.20 | 622,399.46 | 504,310.62 | 607,234.72 | 582,488.25 | 604,805.87 | 579,632.59 | 594,320.65 | 588,174.72 | 616,808.34 | 657,508.97 | 572,765.92 | 7,181,046.31 |
| IS EXPENSE | 88,326.75 | 91,695.11 | 106,848.61 | 108,783.38 | 100,545.29 | 115,112.44 | 90,262.21 | 76,109.04 | 110,537.20 | 89,534.70 | 103,540.44 | 115,337.21 | 1,196,632.38 |
| INTCO MGMT FEE:TSC/PWS/PAC/PEU | (324,569.00) | (293,450.00) | (316,582.00) | (345,747.00) | (297,368.00) | (340,740.00) | (297,542.00) | (295,045.00) | (318,563.00) | (229,986.00) | (329,568.00) | (242,811.00) | (3,631,971.00) |
| INTERCOMPANY MGMT FEE: PCP | 17,713.00 | 18,436.00 | 25,201.00 | 23,735.00 | 19,105.00 | 25,172.00 | 22,363.00 | 19,453.00 | 8,713.00 | 19,259.00 | 18,826.00 | 20,797.00 | 238,773.00 |
| TOTAL OPERATING EXPENSES | 1,335,349.28 | 1,271,740.14 | 1,163,339.03 | 1,292,093.14 | 1,351,097.52 | 1,515,759.24 | 1,489,360.85 | 1,441,669.10 | 1,434,437.26 | 1,547,768.01 | 1,388,687.89 | 1,418,635.64 | 16,649,937.10 |
| DEP EXP/ACQ ADJ EXPENSE | 519,779.54 | 518,885.70 | 519,202.31 | 519,419.98 | 519,972.32 | 521,917.00 | 509,708.11 | 511,269.33 | 510,885.66 | 512,652.64 | 515,603.08 | 603,843.21 | 6,283,138.88 |
| AMORTIZATION EXPENSE: CIAC | (68,291.11) | (68,406.90) | (68,412.28) | (68,581.40) | (68,584.44) | (69,036.39) | (69,077.53) | (69,427.01) | (69,559.50) | (70,063.70) | (70,395.71) | (71,361.29) | (831,197.26) |
| AMORT: ACQUISITION PREMIUM | 160,894.58 | 165,472.68 | 165,472.68 | 165,472.68 | 165,472.68 | 165,473.47 | 165,472.68 | 165,472.68 | 165,472.68 | 165,472.68 | 165,473.47 | 165,472.68 | 1,981,095.64 |
| AMORT EXP - DEFERRED CHARGES | 12,512.23 | 12,512.11 | 12,512.41 | 12,512.01 | 12,338.39 | 12,326.79 | 12,326.68 | 12,326.58 | 12,326.92 | 12,326.43 | 12,326.63 | 13,654.88 | 150,002.06 |
| GAIN FROM FORGIVENESS SRF DEBT | (5,273.67) | (5,273.67) | (5,273.67) | (5,273.67) | (5,273.67) | (5,273.67) | (5,273.67) | (5,273.67) | (5,273.67) | (5,273.67) | (5,273.67) | (5,273.67) | (63,284.04) |
| TAXES OTHER THAN INCOME | 506,985.23 | 489,886.89 | 488,708.24 | 503,948.58 | 492,450.40 | 378,418.89 | 445,316.43 | 454,309.40 | 449,067.27 | 440,831.06 | 417,730.04 | 441,034.00 | 5,508,686.43 |
| INCOME TAXES | (160,327.25) | (72,568.23) | (32,597.73) | (91,705.88) | 17,150.52 | 502,151.03 | 221,083.97 | 165,947.80 | 191,086.26 | (41,046.25) | (71,468.17) | 564,778.93 | 1,192,485.00 |
| TOTAL OPERATING DEDUCTIONS | 2,301,628.83 | 2,312,248.72 | 2,242,950.99 | 2,327,885.44 | 2,484,623.72 | 3,021,736.36 | 2,768,917.52 | 2,676,294.21 | 2,688,442.88 | 2,562,667.20 | 2,352,683.56 | 3,130,784.38 | 30,870,863.81 |
| NET OPERATING INCOME | 37,884.02 | 103,990.22 | 372,715.75 | 35,031.20 | 510,347.55 | 1,157,149.35 | 1,043,567.67 | 702,366.13 | 944,747.57 | 172,249.02 | 196,237.08 | 1,877,305.75 | 7,153,591.31 |
| MISC NON-UTILITY INCOME | (624.80) | (3,650.00) | (3,243.00) | (14,365.55) | (1,312.56) | 266,456.95 | (1,193.70) | (5.57) | (5,167.50) | - | - | - | 236,894.27 |
| MISCELLANEOUS NON-UTILITY EXP | - | - | - | - | - | - | - | - | - | - | - | - | - |
| OTHER INCOME (EXPENSE) | (624.80) | (3,650.00) | (3,243.00) | (14,365.55) | (1,312.56) | 266,456.95 | (1,193.70) | (5.57) | (5,167.50) | - | - | - | 236,894.27 |
| AFUDC-INTEREST(DEBT) COMPONENT | - | - | - | - | - | - | - | - | - | - | - | - | - |
| AFUDC - EQUITY COMPONENT | - | - | - | - | - | - | - | - | - | - | - | - | - |
| TOTAL AFUDC | - | - | - | - | - | - | - | - | - | - | - | - | - |
| INTEREST EXPENSE | - | - | - | - | - | - | - | - | - | - | - | - | - |
| INTEREST EXP: BONDS & NOTES | (369,902.97) | (338,254.94) | (364,928.09) | (370,376.84) | (381,034.18) | (369,904.89) | (380,251.77) | (380,008.48) | (379,291.02) | (383,894.50) | (374,068.73) | (384,906.00) | (4,476,822.41) |
| LINE OF CREDIT INTEREST | (17,450.77) | (8,415.03) | (8,792.66) | (908.16) | (1,151.86) | (2,420.50) | (4,715.46) | (5,780.23) | (6,383.58) | 2,203.59 | (8,004.40) | 221,392.27 | 159,573.21 |
| AMORTIZATION: PREMIUM ON DEBT | 11,301.39 | 11,301.39 | 11,301.39 | 13,258.71 | 13,258.71 | 13,258.71 | 13,258.71 | 13,258.71 | 13,258.71 | 13,258.71 | 13,258.71 | 13,258.71 | 153,232.56 |
| AMORTIZATION OF DEBT EXPENSE | (258,710.29) | (257,275.73) | (256,466.37) | (257,302.03) | (257,302.03) | (257,302.03) | (257,302.03) | (257,302.03) | (257,302.03) | (257,302.03) | (257,302.03) | (257,302.03) | (3,088,170.66) |
| AMORT OF ORIGINAL ISSUE DISCNT | - | - | - | - | - | - | - | - | - | - | - | - | - |
| AMORTIZATION OF DISCOUNT ON BONDS | - | - | - | - | - | - | - | - | - | - | - | - | - |
| INTERCOMPANY INTEREST | 5,360.12 | 4,928.87 | 4,539.62 | 4,625.85 | 4,813.06 | 4,821.57 | 4,756.78 | 4,967.34 | 5,167.74 | 5,267.95 | 5,435.96 | 5,295.57 | 59,980.43 |
| INTEREST INCOME/EXPENSE | - | - | - | - | - | - | - | - | - | - | - | - | - |
| TOTAL INTEREST EXPENSE, NET | (629,402.52) | (587,715.44) | (614,346.11) | (610,702.47) | (621,416.30) | (611,547.14) | (624,253.77) | (624,864.69) | (624,550.18) | (620,466.28) | (620,680.49) | (402,261.48) | (7,192,206.87) |
| NET INCOME (OR LOSS) | (592,143.30) | (487,375.22) | (244,873.36) | (590,036.82) | (112,381.31) | 812,059.16 | 418,120.20 | 77,495.87 | 315,029.89 | (448,217.26) | (424,443.41) | 1,475,044.27 | 198,278.71 |

TAB 34

PAC

Quarterly Income Statements for Previous Two Years

Puc 1604.01(a)(20)

PITTSFIELD AQUEDUCT
Profit and Loss Statement
January - December 2021

Provided pursuant to NHPUC Rule 1604.01(20)

| | Quarter 1 | Quarter 2 | Quarter 3 | Quarter 4 | Total 2021 |
|--------------------------------|-------------|-------------|------------|-------------|--------------|
| WATER SALES | 155,791.05 | 166,548.55 | 165,961.01 | 171,726.30 | 815,817.96 |
| CBFRR REVENUES | 36,639.75 | 36,639.75 | 36,639.75 | 36,721.50 | 256,560.00 |
| MISC OPERATING REVENUE | 497.00 | 202.00 | 839.00 | 1,651.00 | 4,727.00 |
| TOTAL REVENUES | 192,927.80 | 203,390.30 | 203,439.76 | 210,098.80 | 1,077,104.96 |
| PRODUCTION EXPENSES | 33,462.56 | 34,649.18 | 45,739.00 | 38,682.34 | 154,305.72 |
| TRANSMISSION AND DISTRIB EXP | 2,866.59 | 22,448.33 | 4,422.74 | 77,779.47 | 107,517.13 |
| CUSTOMER ACCT & COLLECTION EXP | 2,625.97 | 4,044.46 | 7,069.24 | 3,156.30 | 16,895.97 |
| ADMINISTRATIVE & GENERAL EXP | 2,091.96 | 4,741.67 | 4,339.93 | 4,696.44 | 15,870.00 |
| INTERCO MGMT FEE: PWW | 45,745.00 | 48,086.00 | 41,927.00 | 62,450.00 | 333,966.00 |
| INTERCOMPANY MGMT FEE: PCP | 1,253.00 | 1,207.00 | 801.00 | 1,029.00 | 7,551.00 |
| TOTAL OPERATING EXPENSES | 88,045.08 | 115,176.64 | 104,298.91 | 187,793.55 | 636,105.82 |
| DEPRECIATION EXPENSE: PAC | 24,853.31 | 24,873.93 | 24,720.35 | 24,684.54 | 173,579.72 |
| AMORTIZATION EXPENSE: CIAC | (5,746.30) | (5,746.22) | (5,746.30) | (5,746.22) | (40,223.86) |
| AMORT: ACQUISITION PREMIUM | 9,011.68 | 9,095.56 | 9,095.56 | 9,095.56 | 63,501.16 |
| AMORT EXP - DEFERRED CHARGES | 1,322.14 | 1,322.18 | 1,073.84 | 556.04 | 7,992.36 |
| GAIN FROM FORGIVENESS SRF DEBT | (357.57) | (357.57) | (357.57) | (357.57) | (2,502.99) |
| NH BET TAX | - | - | - | 1,461.00 | 1,461.00 |
| LOCAL PROPERTY TAXES | 27,489.99 | 33,182.01 | 33,182.00 | 31,467.00 | 219,175.00 |
| INCOME TAXES | 12,796.12 | 6,748.77 | 9,836.08 | (9,769.96) | 32,407.13 |
| TOTAL OPERATING DEDUCTIONS | 157,414.45 | 184,295.30 | 176,102.87 | 239,183.94 | 1,091,495.34 |
| NET OPERATING INCOME | 35,513.35 | 19,095.00 | 27,336.89 | (29,085.14) | (14,390.38) |
| MISC NON-UTILITY INCOME | - | - | - | - | - |
| OTHER INCOME (EXPENSE) | - | - | - | - | - |
| TOTAL AFUDC | - | - | - | - | - |
| INTEREST EXPENSE | (784.65) | (779.67) | (774.66) | (769.60) | (5,447.56) |
| AMORTIZATION OF DEBT EXPENSE | (186.99) | (186.99) | (186.99) | (186.99) | (1,308.93) |
| INTERCOMPANY INTEREST | (9,101.70) | (9,053.85) | (8,988.61) | (8,943.94) | (63,232.26) |
| TOTAL INTEREST EXPENSE, NET | (10,073.34) | (10,020.51) | (9,950.26) | (9,900.53) | (64,541.19) |
| NET INCOME (OR LOSS) | 25,440.01 | 9,074.49 | 17,386.63 | (38,985.67) | (84,379.13) |

PITTSFIELD AQUEDUCT
Profit and Loss Statement
January - December 2022

Provided pursuant to NHPUC Rule 1604.01(20)

| | Quarter 1 | Quarter 2 | Quarter 3 | Quarter 4 | Total 2022 |
|--------------------------------|------------|-------------|-------------|-------------|--------------|
| WATER SALES | 204,271.20 | 168,695.44 | 178,002.36 | 168,590.52 | 719,559.52 |
| CBFRR REVENUES | 36,639.75 | 36,639.75 | 36,885.00 | 36,885.00 | 257,214.00 |
| MISC OPERATING REVENUE | 422.00 | 680.00 | 550.00 | 705.51 | 4,009.51 |
| OTHER REVENUE: SOLAR REBATE | - | - | - | 170.00 | 170.00 |
| TOTAL REVENUES | 241,332.95 | 206,015.19 | 215,437.36 | 206,351.03 | 980,953.03 |
| PRODUCTION EXPENSES | 32,307.65 | 39,047.33 | 40,744.24 | 47,974.57 | 160,073.79 |
| TRANSMISSION AND DISTRIB EXP | 19,725.43 | 26,549.54 | 28,339.63 | 29,993.31 | 104,607.91 |
| CUSTOMER ACCT & COLLECTION EXP | 2,731.84 | 3,490.80 | 3,438.05 | 3,289.25 | 12,949.94 |
| ADMINISTRATIVE & GENERAL EXP | 5,744.21 | 5,234.47 | 6,933.71 | 8,592.73 | 26,505.12 |
| INTERCO MGMT FEE: PWW | 53,682.00 | 51,544.00 | 51,527.00 | 45,282.00 | 358,788.00 |
| INTERCOMPANY MGMT FEE: PCP | 1,399.00 | 1,297.00 | 1,346.00 | 641.00 | 8,725.00 |
| TOTAL OPERATING EXPENSES | 115,590.13 | 127,163.14 | 132,328.63 | 135,772.86 | 671,649.76 |
| DEPRECIATION EXPENSE: PAC | 24,623.88 | 24,552.54 | 24,487.13 | 24,417.66 | 171,744.76 |
| AMORTIZATION EXPENSE: CIAC | (5,746.30) | (5,746.26) | (5,747.25) | (5,746.75) | (40,226.37) |
| AMORT: ACQUISITION PREMIUM | 9,279.31 | 9,371.19 | 9,371.18 | 9,371.19 | 65,414.55 |
| AMORT EXP - DEFERRED CHARGES | 550.20 | 550.21 | 550.21 | 550.22 | 3,851.46 |
| GAIN FROM FORGIVENESS SRF DEBT | (357.57) | (357.57) | (357.57) | (357.57) | (2,502.99) |
| NH BET TAX | - | - | - | 1,391.00 | 1,391.00 |
| LOCAL PROPERTY TAXES | 31,773.57 | 32,504.49 | 32,504.52 | 21,525.98 | 215,091.14 |
| INCOME TAXES | 17,614.40 | 4,561.36 | 5,335.77 | 5,049.47 | 32,561.00 |
| TOTAL OPERATING DEDUCTIONS | 193,327.62 | 192,599.10 | 198,472.62 | 191,974.06 | 1,118,974.31 |
| NET OPERATING INCOME | 48,005.33 | 13,416.09 | 16,964.74 | 14,376.97 | (138,021.28) |
| MISC NON-UTILITY INCOME | - | - | - | - | - |
| OTHER INCOME (EXPENSE) | - | - | - | - | - |
| TOTAL AFUDC | - | - | - | - | - |
| INTEREST EXPENSE | (764.51) | (759.39) | (754.22) | (749.01) | (5,305.25) |
| AMORTIZATION OF DEBT EXPENSE | (186.99) | (186.99) | (186.99) | (186.99) | (1,308.93) |
| INTERCOMPANY INTEREST | (8,908.97) | (9,560.10) | (11,028.93) | (11,520.68) | (70,516.68) |
| TOTAL INTEREST EXPENSE, NET | (9,860.47) | (10,506.48) | (11,970.14) | (12,456.68) | (71,825.61) |
| NET INCOME (OR LOSS) | 38,144.86 | 2,909.61 | 4,994.60 | 1,920.29 | (215,152.14) |

TAB 34

PEU

Quarterly Income Statements for Previous Two Years

Puc 1604.01(a)(20)

PENNICHUCK EAST UTILITIES
Profit and Loss Statement
January - December 2021

Provided pursuant to NHPUC Rule 1604.01(20)

| | <u>Quarter 1</u> | <u>Quarter 2</u> | <u>Quarter 3</u> | <u>Quarter 4</u> | <u>Total 2021</u> |
|------------------------------|------------------|------------------|------------------|------------------|-------------------|
| WATER SALES | 1,809,035.62 | 2,392,321.12 | 2,485,675.98 | 2,180,475.80 | 8,867,508.52 |
| CBFRR REVENUES | 231,577.29 | 231,577.29 | 231,577.29 | 231,577.29 | 1,621,041.03 |
| MISC OPERATING REVENUE | 3,745.00 | 7,207.00 | 7,419.00 | 6,081.00 | 42,823.00 |
| TOTAL REVENUES | 2,044,357.91 | 2,631,105.41 | 2,724,672.27 | 2,418,134.09 | 10,531,372.55 |
| PRODUCTION EXPENSES | 594,222.11 | 652,989.28 | 687,934.52 | 622,302.75 | 2,557,448.66 |
| TRANSMISSION AND DISTRIB EXP | 147,940.36 | 293,565.96 | 243,473.85 | 174,515.47 | 859,495.64 |

PENNICHUCK EAST UTILITIES
Profit and Loss Statement
January - December 2022

Provided pursuant to NHPUC Rule 1604.01(20)

| | Quarter 1 | Quarter 2 | Quarter 3 | Quarter 4 | Total 2022 |
|------------------------------|---------------------|---------------------|---------------------|---------------------|----------------------|
| WATER SALES | 3,021,395.81 | 2,902,785.55 | 3,383,419.89 | 2,238,473.51 | 11,546,074.76 |
| CBFRR REVENUES | 231,577.29 | 231,577.29 | 231,577.29 | 231,577.29 | 1,621,041.03 |
| MISC OPERATING REVENUE | 3,542.00 | 5,943.38 | 10,106.00 | 6,178.10 | 45,360.86 |
| OTHER REVENUE: SOLAR REBATE | - | - | - | 6,300.00 | 6,300.00 |
| TOTAL REVENUES | 3,256,515.10 | 3,140,306.22 | 3,625,103.18 | 2,482,528.90 | 13,218,776.65 |
| PRODUCTION EXPENSES | 695,221.65 | 724,313.40 | 822,981.53 | 725,339.64 | 2,967,856.22 |
| TRANSMISSION AND DISTRIB EXP | 243,996.86 | 283,446.60 | 255,425.24 | 163,307.79 | 1,229,623.09 |

TAB 34

PWW

Quarterly Income Statements for Previous Two Years

Puc 1604.01(a)(20)

PENNICHUCK WATER WORKS INC
Profit and Loss Statement
January - December 2021

| | Quarter 1 | Quarter 2 | Quarter 3 | Quarter 4 | Total 2021 |
|------------------------------------|-----------------------|-----------------------|-----------------------|-----------------------|------------------------|
| WATER SALES | 5,367,037.69 | 7,500,136.47 | 8,781,853.03 | 8,205,603.83 | 29,854,631.02 |
| CBFRR REVENUES | 1,932,258.00 | 1,932,258.00 | 1,932,258.00 | 1,932,258.00 | 13,525,806.00 |
| OTHER OPERATING REVENUE | 72,122.84 | 104,379.15 | 110,224.95 | 154,065.16 | 727,519.04 |
| TOTAL REVENUES | 7,371,418.53 | 9,536,773.62 | 10,824,335.98 | 10,291,926.99 | 44,107,956.06 |
| PRODUCTION EXPENSES | 1,168,751.20 | 1,465,195.86 | 1,625,284.28 | 1,415,978.56 | 5,675,209.90 |
| TRANSMISSION AND DISTRIB EXP | 774,522.89 | 810,968.70 | 855,310.55 | 870,265.72 | 3,311,067.86 |
| ENGINEERING EXPENSE | 251,760.89 | 243,934.93 | 248,672.92 | 219,862.89 | 964,231.63 |
| CUSTOMER ACCT & COLLECTION EXP | 384,467.72 | 435,723.46 | 457,784.05 | 436,971.79 | 1,714,947.02 |
| ADMINISTRATIVE & GENERAL EXP | 1,777,306.28 | 1,794,528.84 | 1,762,127.96 | 1,847,083.23 | 7,181,046.31 |
| IS EXPENSE | 286,870.47 | 324,441.11 | 276,908.45 | 308,412.35 | 1,196,632.38 |
| INTCO MGMT FEE:TSC/PWS/PAC/PEU | (934,601.00) | (983,855.00) | (911,150.00) | (802,365.00) | (6,461,577.00) |
| INTERCOMPANY MGMT FEE: PCP | 61,350.00 | 68,012.00 | 50,529.00 | 58,882.00 | 418,664.00 |
| TOTAL OPERATING EXPENSES | 3,770,428.45 | 4,158,949.90 | 4,365,467.21 | 4,355,091.54 | 14,000,222.10 |
| DEP EXP/ACQ ADJ EXPENSE | 1,557,867.55 | 1,561,309.30 | 1,531,863.10 | 1,632,098.93 | 10,934,178.83 |
| AMORTIZATION EXPENSE: CIAC | (205,110.29) | (206,202.23) | (208,064.04) | (211,820.70) | (1,450,573.82) |
| AMORT: ACQUISITION PREMIUM | 491,839.94 | 496,418.83 | 496,418.04 | 496,418.83 | 3,465,772.45 |
| AMORT EXP - DEFERRED CHARGES | 37,536.75 | 37,177.19 | 36,980.18 | 38,307.94 | 261,696.18 |
| GAIN FROM FORGIVENESS SRF DEBT | (15,821.01) | (15,821.01) | (15,821.01) | (15,821.01) | (110,747.07) |
| TAXES OTHER THAN INCOME | 1,485,580.36 | 1,374,817.87 | 1,348,693.10 | 1,299,595.10 | 5,508,686.43 |
| INCOME TAXES | (265,493.21) | 427,595.67 | 578,118.03 | 452,264.51 | 1,192,485.00 |
| TOTAL OPERATING DEDUCTIONS | 6,856,828.54 | 7,834,245.52 | 8,133,654.61 | 8,046,135.14 | 33,801,720.10 |
| NET OPERATING INCOME | 514,589.99 | 1,702,528.10 | 2,690,681.37 | 2,245,791.85 | 10,306,235.96 |
| MISC NON-UTILITY INCOME | (7,517.80) | 250,778.84 | (6,366.77) | - | 473,788.54 |
| MISCELLANEOUS NON-UTILITY EXP | - | - | - | - | - |
| OTHER INCOME (EXPENSE) | (7,517.80) | 250,778.84 | (6,366.77) | - | 473,788.54 |
| AFUDC-INTEREST(DEBT) COMPONENT | - | - | - | - | - |
| AFUDC - EQUITY COMPONENT | - | - | - | - | - |
| TOTAL AFUDC | - | - | - | - | - |
| INTEREST EXPENSE | | | | | |
| INTEREST EXP: BONDS & NOTES | (1,073,086.00) | (1,121,315.91) | (1,139,551.27) | (1,142,869.23) | (7,810,775.59) |
| LINE OF CREDIT INTEREST | (34,658.46) | (4,480.52) | (16,879.27) | 215,591.46 | 103,554.96 |
| AMORTIZATION: PREMIUM ON DEBT | 33,904.17 | 39,776.13 | 39,776.13 | 39,776.13 | 266,688.99 |
| AMORTIZATION OF DEBT EXPENSE | (772,452.39) | (771,906.09) | (771,906.09) | (771,906.09) | (5,404,435.23) |
| AMORT OF ORIGINAL ISSUE DISCNT | - | - | - | - | - |
| AMORTIZATION OF DISCOUNT ON BONDS | - | - | - | - | - |
| INTERCOMPANY INTEREST | 14,828.61 | 14,260.48 | 14,891.86 | 15,999.48 | 103,961.38 |
| INTEREST INCOME/EXPENSE | - | - | - | - | - |
| TOTAL INTEREST EXPENSE, NET | (1,831,464.07) | (1,843,665.91) | (1,873,668.64) | (1,643,408.25) | (12,741,005.49) |
| NET INCOME (OR LOSS) | (1,324,391.88) | 109,641.03 | 810,645.96 | 602,383.60 | (1,960,980.99) |

PENNICHUCK WATER WORKS INC
Profit and Loss Statement
January - December 2022

| | Quarter 1 | Quarter 2 | Quarter 3 | Quarter 4 | Total 2022 |
|-----------------------------------|----------------|----------------|----------------|----------------|-----------------|
| WATER SALES | 6,023,582.45 | 8,317,049.24 | 10,913,133.59 | 6,348,127.62 | 31,601,892.90 |
| CBFRR REVENUES | 1,932,258.00 | 1,932,258.00 | 1,932,258.00 | 1,932,258.00 | 13,525,806.00 |
| OTHER OPERATING REVENUE | 92,421.16 | 103,893.77 | 110,489.01 | 198,927.44 | 812,535.32 |
| TOTAL REVENUES | 8,048,261.61 | 10,353,201.01 | 12,955,880.60 | 8,479,313.06 | 45,940,234.22 |
| PRODUCTION EXPENSES | 1,419,713.67 | 1,769,534.36 | 2,193,936.66 | 1,654,336.36 | 7,037,521.05 |
| TRANSMISSION AND DISTRIB EXP | 681,989.47 | 943,383.99 | 897,658.66 | 1,077,580.48 | 3,600,612.60 |
| ENGINEERING EXPENSE | 296,809.92 | 286,907.26 | 285,503.44 | 221,822.13 | 1,091,042.75 |
| CUSTOMER ACCT & COLLECTION EXP | 427,107.49 | 477,901.08 | 471,655.42 | 449,279.56 | 1,825,943.55 |
| ADMINISTRATIVE & GENERAL EXP | 1,856,725.77 | 1,825,496.50 | 1,830,515.89 | 1,661,367.50 | 7,174,105.66 |
| IS EXPENSE | 332,887.59 | 354,545.27 | 327,695.36 | 328,626.14 | 1,343,754.36 |
| INTCO MGMT FEE:TSC/PWS/PAC/PEU | (1,063,032.00) | (1,014,090.00) | (910,849.00) | (877,561.00) | (6,853,503.00) |
| INTERCOMPANY MGMT FEE: PCP | 64,952.00 | 74,120.00 | 80,991.00 | 34,406.00 | 474,532.00 |
| TOTAL OPERATING EXPENSES | 4,017,153.91 | 4,717,798.46 | 5,177,107.43 | 4,549,857.17 | 15,694,008.97 |
| DEP EXP/ACQ ADJ EXPENSE | 1,587,102.14 | 1,562,678.00 | 1,548,370.64 | 1,625,086.13 | 11,021,387.69 |
| AMORTIZATION EXPENSE: CIAC | (210,855.34) | (211,178.73) | (211,540.97) | (215,146.64) | (1,482,296.72) |
| AMORT: ACQUISITION PREMIUM | 506,447.16 | 511,461.73 | 511,460.94 | 511,461.73 | 3,570,201.39 |
| AMORT EXP - DEFERRED CHARGES | 40,053.85 | 40,096.05 | 40,096.38 | 37,991.87 | 278,484.43 |
| GAIN FROM FORGIVENESS SRF DEBT | (15,821.01) | (15,821.01) | (15,821.01) | (15,821.01) | (110,747.07) |
| TAXES OTHER THAN INCOME | 1,076,087.59 | 1,245,294.68 | 1,241,115.05 | 1,353,626.21 | 4,916,123.53 |
| INCOME TAXES | (78,719.73) | 297,370.11 | 914,294.82 | (104,175.20) | 1,028,770.00 |
| TOTAL OPERATING DEDUCTIONS | 6,921,448.57 | 8,147,699.29 | 9,205,083.28 | 7,742,880.26 | 34,915,932.22 |
| NET OPERATING INCOME | 1,126,813.04 | 2,205,501.72 | 3,750,797.32 | 736,432.80 | 11,024,302.00 |
| MISC NON-UTILITY INCOME | - | - | - | - | - |
| MISCELLANEOUS NON-UTILITY EXP | - | - | - | - | - |
| OTHER INCOME (EXPENSE) | - | - | - | - | - |
| AFUDC-INTEREST(DEBT) COMPONENT | - | - | - | - | - |
| AFUDC - EQUITY COMPONENT | - | - | - | - | - |
| TOTAL AFUDC | - | - | - | - | - |
| INTEREST EXPENSE | | | | | |
| INTEREST EXP: BONDS & NOTES | (1,145,907.46) | (1,187,630.53) | (1,144,836.10) | (1,193,406.88) | (8,150,155.06) |
| LINE OF CREDIT INTEREST | 35,699.42 | (12,832.73) | (23,446.67) | 62,511.32 | 61,351.36 |
| AMORTIZATION: PREMIUM ON DEBT | 39,776.13 | 40,242.27 | 40,242.27 | 40,242.27 | 280,763.61 |
| AMORTIZATION OF DEBT EXPENSE | (772,328.88) | (773,948.06) | (771,944.76) | (771,944.76) | (5,408,388.16) |
| AMORT OF ORIGINAL ISSUE DISCNT | - | - | - | - | - |
| AMORTIZATION OF DISCOUNT ON BONDS | - | - | - | - | - |
| INTERCOMPANY INTEREST | 15,371.79 | 59,937.07 | 130,898.30 | 262,606.25 | 675,020.57 |
| INTEREST INCOME/EXPENSE | - | - | - | - | - |
| TOTAL INTEREST EXPENSE, NET | (1,827,389.00) | (1,874,231.98) | (1,769,086.96) | (1,599,991.80) | (12,541,407.68) |
| NET INCOME (OR LOSS) | (700,575.96) | 331,269.74 | 1,981,710.35 | (863,559.00) | (1,517,105.68) |

TAB 35

PAC

Quarterly Sales Volumes

Puc 1604.01(a)(21)

**Pittsfield Aqueduct Company, Inc.
Quarterly Sales Volume Schedule for
the Five Years from 2020 through 2021**

Provided pursuant to NHPUC Rule 1604.01(21)

2020

| Customer Type | March | | June | | September | | December | | Total \$ | Total Cons. |
|---------------|------------|--------|------------|--------|------------|--------|------------|--------|-------------------|-------------------|
| | \$ | Cons. | \$ | Cons. | \$ | Cons. | \$ | Cons. | | |
| Residential | \$ 102,031 | 9,283 | \$ 111,668 | 10,728 | \$ 124,963 | 12,738 | \$ 117,772 | 11,612 | \$ 456,433 | 44,361 |
| Commercial | \$ 30,962 | 2,837 | \$ 31,703 | 2,943 | \$ 34,477 | 3,357 | \$ 34,706 | 3,391 | \$ 131,848 | 12,528 |
| Industrial | \$ 6,583 | 598 | \$ 7,024 | 666 | \$ 7,750 | 778 | \$ 7,505 | 736 | \$ 28,862 | 2,778 |
| Municipal | \$ 48,408 | 263 | \$ 47,436 | 115 | \$ 47,041 | 68 | \$ 47,631 | 167 | \$ 190,516 | 613 |
| | \$ 187,984 | 12,981 | \$ 197,831 | 14,452 | \$ 214,230 | 16,941 | \$ 207,613 | 15,906 | \$ 2,692 | Unbilled Revenue |
| | | | | | | | | | \$ - | Abatements |
| | | | | | | | | | \$ - | Other Adjustments |
| | | | | | | | | | \$ - | Recoupment |
| | | | | | | | | | <u>\$ 810,351</u> | <u>60,280</u> |

2021

| Customer Type | March | | June | | September | | December | | Total \$ | Total Cons. |
|---------------|------------|--------|------------|--------|------------|--------|------------|--------|-------------------|-------------------|
| | \$ | Cons. | \$ | Cons. | \$ | Cons. | \$ | Cons. | | |
| Residential | \$ 107,849 | 10,150 | \$ 108,922 | 10,291 | \$ 116,487 | 11,423 | \$ 110,158 | 10,100 | \$ 443,416 | 41,964 |
| Commercial | \$ 32,423 | 3,033 | \$ 32,481 | 3,046 | \$ 33,446 | 3,186 | \$ 34,429 | 3,225 | \$ 132,780 | 12,490 |
| Industrial | \$ 7,037 | 672 | \$ 7,244 | 700 | \$ 7,335 | 714 | \$ 7,303 | 691 | \$ 28,919 | 2,777 |
| Municipal | \$ 47,352 | 106 | \$ 48,032 | 203 | \$ 47,443 | 112 | \$ 49,024 | 221 | \$ 191,851 | 642 |
| | \$ 194,661 | 13,961 | \$ 196,680 | 14,240 | \$ 204,711 | 15,435 | \$ 200,915 | 14,237 | \$ 3,056 | Unbilled Revenue |
| | | | | | | | | | \$ (129) | Abatements |
| | | | | | | | | | \$ - | Other Adjustments |
| | | | | | | | | | \$ - | Recoupment |
| | | | | | | | | | <u>\$ 799,894</u> | <u>57,873</u> |

TAB 35

PEU

Quarterly Sales Volumes

Puc 1604.01(a)(21)

Pennichuck East Utility, Inc. Revenues
Quarterly Sales Volume Schedule for
the Five Years from 2020 through 2021

Provided pursuant to NHPUC Rule 1604.01(a)(21)

| 2020 | | | | | | | | | | | |
|---------------|--------------|-------------|--------------|------------|--------------|-----------------|--------------|----------------|---------------------|---------------------------|--|
| Customer Type | March \$ | March Cons. | June \$ | June Cons. | September \$ | September Cons. | December \$ | December Cons. | Total \$ | Total Cons. | |
| Residential | \$ 1,446,059 | 115,639 | \$ 1,753,021 | 156,196 | \$ 2,482,886 | 253,006 | \$ 1,740,041 | 153,691 | \$ 7,422,008 | 678,532 | |
| Commercial | \$ 236,256 | 17,458 | \$ 217,302 | 15,119 | \$ 329,334 | 29,861 | \$ 277,488 | 22,947 | \$ 1,060,379 | 85,385 | |
| Industrial | \$ - | - | \$ - | - | \$ - | - | \$ - | - | \$ - | - | |
| Municipal | \$ 255,345 | 2,614 | \$ 242,404 | 868 | \$ 243,853 | 985 | \$ 254,892 | 2,414 | \$ 996,494 | 6,881 | |
| | \$ 1,937,660 | 135,711 | \$ 2,212,727 | 172,183 | \$ 3,056,073 | 283,852 | \$ 2,272,421 | 179,052 | \$ (18,045) | Abatements | |
| | | | | | | | | | \$ (794) | Other Adjustments | |
| | | | | | | | | | \$ 9,460,042 | Total Water Billed | |
| | | | | | | | | | \$ 39,251 | Unbilled Revenue | |
| | | | | | | | | | \$ - | Recoupment | |
| | | | | | | | | | <u>\$ 9,499,293</u> | <u>770,798</u> | |

| 2021 | | | | | | | | | | | |
|---------------|---------------|-------------|--------------|------------|--------------|-----------------|--------------|----------------|----------------------|---------------------------|--|
| Customer Type | March \$ | March Cons. | June \$ | June Cons. | September \$ | September Cons. | December \$ | December Cons. | Total \$ | Total Cons. | |
| Residential | \$ 1,527,210 | 125,041 | \$ 1,779,481 | 157,982 | \$ 2,078,028 | 197,147 | \$ 1,903,617 | 143,742 | \$ 7,288,336 | 623,912 | |
| Commercial | \$ 222,015 | 15,667 | \$ 253,402 | 19,693 | \$ 321,803 | 28,509 | \$ 319,391 | 22,992 | \$ 1,116,611 | 86,861 | |
| Industrial | \$ - | - | \$ - | - | \$ - | - | \$ - | - | \$ - | - | |
| Municipal | \$ 248,504.14 | 1,624 | \$ 261,392 | 2,473 | \$ 253,306 | 1,791 | \$ 299,284 | 3,021 | \$ 1,062,487 | 8,909 | |
| | \$ 1,997,730 | 142,332 | \$ 2,294,276 | 180,148 | \$ 2,653,137 | 227,447 | \$ 2,522,292 | 169,755 | \$ (1,815) | Abatements | |
| | | | | | | | | | \$ - | Other Adjustments | |
| | | | | | | | | | \$ 9,465,619 | Total Water Billed | |
| | | | | | | | | | \$ 95,516 | Unbilled Revenue | |
| | | | | | | | | | \$ 577,594 | Recoupment | |
| | | | | | | | | | <u>\$ 10,138,729</u> | <u>719,682</u> | |

TAB 35

PWW

Quarterly Sales Volumes

Puc 1604.01(a)(21)

Pennichuck Water Works, Inc.
Quarterly Sales Volume Schedule for
For the Period January 1, 2020 to December 31, 2021

Provided pursuant to NHPUC Rule 1604.01(21)

| 2020 | | | | | | | | | | |
|---------------|--------------|-------------|--------------|------------|---------------|-----------------|--------------|----------------|---------------|---|
| Customer Type | March \$ | March Cons. | June \$ | June Cons. | September \$ | September Cons. | December \$ | December Cons. | Total \$ | Total Cons. |
| Residential | \$ 4,037,441 | 578,652 | \$ 4,752,906 | 772,998 | \$ 7,161,746 | 1,429,577 | \$ 4,904,512 | 784,950 | \$ 20,856,604 | 3,566,177 |
| Commercial | \$ 1,009,735 | 152,771 | \$ 953,440 | 138,528 | \$ 1,712,609 | 371,446 | \$ 1,255,104 | 207,832 | \$ 4,930,888 | 870,577 |
| Industrial | \$ 481,632 | 139,441 | \$ 486,644 | 138,354 | \$ 640,304 | 186,646 | \$ 516,170 | 136,807 | \$ 2,124,750 | 601,248 |
| Municipal | \$ 1,028,675 | 40,318 | \$ 1,075,237 | 57,282 | \$ 1,157,781 | 86,614 | \$ 1,094,518 | 46,309 | \$ 4,356,210 | 230,523 |
| Other | \$ 45,084 | 6,336 | \$ 106,324 | 31,081 | \$ 535,234 | 202,855 | \$ 177,691 | 62,577 | \$ 864,334 | 302,849 |
| | \$ 6,602,566 | 917,518 | \$ 7,374,550 | 1,138,243 | \$ 11,207,674 | 2,277,138 | \$ 7,947,996 | 1,238,475 | | |
| | | | | | | | | | | (3,825) Abatements |
| | | | | | | | | | | (1,922) Other Adjustments |
| | | | | | | | | | | \$ 33,127,039 Total Water Billed |
| | | | | | | | | | | \$ 1,956,080 Unbilled Revenue |
| | | | | | | | | | | \$ - Recoupment |
| | | | | | | | | | | \$ 1,244,729 QCPAC |
| | | | | | | | | | | \$ 36,327,848 5,571,374 |

| 2021 | | | | | | | | | | |
|---------------|--------------|-------------|--------------|------------|---------------|-----------------|--------------|----------------|---------------|---|
| Customer Type | March \$ | March Cons. | June \$ | June Cons. | September \$ | September Cons. | December \$ | December Cons. | Total \$ | Total Cons. |
| Residential | \$ 4,546,841 | 604,447 | \$ 5,201,188 | 765,387 | \$ 6,413,847 | 1,064,757 | \$ 4,991,791 | 710,172 | \$ 21,153,668 | 3,144,763 |
| Commercial | \$ 1,176,430 | 142,088 | \$ 1,325,072 | 188,379 | \$ 1,835,025 | 332,077 | \$ 1,425,021 | 214,518 | \$ 5,761,547 | 877,062 |
| Industrial | \$ 530,225 | 130,210 | \$ 573,508 | 149,119 | \$ 652,176 | 178,301 | \$ 593,434 | 161,492 | \$ 2,349,343 | 619,122 |
| Municipal | \$ 1,124,563 | 33,982 | \$ 1,262,209 | 61,683 | \$ 1,276,254 | 76,420 | \$ 1,198,507 | 48,944 | \$ 4,861,533 | 221,029 |
| Other | \$ 51,178 | 8,355 | \$ 154,995 | 45,590 | \$ 460,030 | 164,269 | \$ 350,302 | 140,618 | \$ 1,016,506 | 358,832 |
| | \$ 7,429,237 | 919,082 | \$ 8,516,972 | 1,210,158 | \$ 10,637,332 | 1,815,824 | \$ 8,559,056 | 1,275,744 | | |
| | | | | | | | | | | (5,767) Abatements |
| | | | | | | | | | | (88) Other Adjustments |
| | | | | | | | | | | \$ 35,136,742 Total Water Billed |
| | | | | | | | | | | \$ 1,669,344 Unbilled Revenue |
| | | | | | | | | | | \$ 766,376 Recoupment |
| | | | | | | | | | | \$ 12,766 QCPAC |
| | | | | | | | | | | \$ 37,585,228 5,220,808 |

TAB 36

Projected Need for External Capital

Puc 1604.01(a)(22)

Due to the Company's current ratemaking structure, this schedule is no longer applicable.

TAB 37

PAC

Capital Budget - Sources and Uses

Puc 1604.01(a)(23)

| Department | Project Description | Total Budgeted Amount (including O/H) | Funding Source |
|---|--|---------------------------------------|-----------------------|
| Engineering | | | |
| <u>2021 Carryover/Multi-year Projects</u> | | | |
| | | - | |
| | Subtotal 2021 Carryover/Multi-year Projects | - | |
| <u>New 2022 Projects</u> | | | |
| | | - | |
| | Subtotal New 2022 Projects | - | |
| | Total 2022 Capital Projects Budget including 2021 carryover | - | |
| <hr/> | | | |
| | Project Description | - | Funding Source |
| <u>2021 Carryover/Multi-year Projects</u> | | | |
| T&D | | - | |
| | Subtotal 2021 Carryover/Multi-year Projects | - | |
| <u>New 2022 Projects</u> | | | |
| T&D | New Services (1) | 5.00 | Intercompany |
| T&D | Renewed Services (2) | 11.00 | Intercompany |
| T&D | Hydrants (2) | 12.00 | Intercompany |
| T&D | Gates (2) | 8.00 | Intercompany |
| T&D | Radios (10) | 1.00 | Intercompany |
| T&D | 2022 Radios (90) | 12.00 | Intercompany |
| T&D | Meters 5/8"-6" New(1) Replace Failed (6) | 0.70 | Intercompany |
| | Subtotal New 2022 Projects | 49.70 | |
| | Total 2022 Capital Projects Budget including 2021 carryover | | |
| <hr/> | | | |
| | Project Description | Total 2022 incl O/H | Funding Source |
| <u>2021 Carryover/Multi-year Projects</u> | | | |
| Water Supply | Replace SCADA PLC | 15.00 | Intercompany |
| | Subtotal 2021 Carryover/Multi-year Projects | 15.00 | |
| <u>New 2022 Projects</u> | | | |
| Water Supply | Misc. structural improvements | 10.00 | Intercompany |
| Water Supply | PAC lab/Process equipment - four turbidimeters, 1 Chlor | 35.00 | Intercompany |
| Water Supply | Replace filter valve actuators, 3 | 4.00 | Intercompany |
| Water Supply | Replace SCADA HMI computer | 10.00 | Intercompany |
| | Subtotal New 2022 Projects | 59.00 | |
| | Total 2022 Capital Projects Budget including 2021 carryover | 74.00 | |
| <hr/> | | | |
| | Project Description | - | Funding Source |
| <u>2021 Carryover/Multi-year Projects</u> | | | |
| IT | | - | |
| | Subtotal 2021 Carryover/Multi-year Projects | - | |
| <u>PAC lab/Process equipment</u> | | | |
| IT | Switch Replacement for Pittsfield | 1.20 | Bond |
| | New Gates installation (2) | 1.20 | |
| | Total 2020 Capital Projects Budget including 2019 carryover | 1.20 | |
| | 2021 Carryover/Multi-year Projects - Total PAC | 15.00 | |
| | New 2022 Projects - Total PAC | 108.70 | |
| | Total Capital Budget - PAC | 123.70 | |

Pittsfield Aqueduct Company, Inc.
Capital and Construction Budget 2023

Provided pursuant to NHPUC Rule 1604.01(23)

| Department | Project Description | Total Budgeted Amount (including O/H) | Funding Source |
|--------------|--|---------------------------------------|-----------------------|
| | <u>2022 Carryover/Multi-year Projects</u> | | |
| Engineering | | - | |
| | Subtotal 2022 Carryover/Multi-year Projects | - | |
| | <u>New 2023 Projects</u> | | |
| Engineering | Pittsfield 500,000 Gallon Tank (Design) | 50.00 | Intercompany |
| | | - | |
| | Subtotal New 2023 Projects | 50.00 | |
| | Total 2022 Capital Projects Budget including 2023 carryover | 50.00 | |
| | | | |
| | <u>Project Description</u> | Total 2023 incl O/H | Funding Source |
| | <u>2022 Carryover/Multi-year Projects</u> | | |
| T&D | | - | |
| | Subtotal 2022 Carryover/Multi-year Projects | - | |
| | <u>New 2023 Projects</u> | | |
| T&D | New Services (1) | 5.00 | Intercompany |
| T&D | Renewed Services (2) | 11.00 | Intercompany |
| T&D | Hydrants (2) | 12.00 | Intercompany |
| T&D | Gates (2) | 8.00 | Intercompany |
| T&D | Radios (10) | 1.00 | Intercompany |
| T&D | 2022 Radios (90) | 12.00 | Intercompany |
| T&D | Meters 5/8"-6" New(1) Replace Failed (6) | 0.70 | Intercompany |
| | | - | |
| | Total 2023 Capital Projects Budget | 49.70 | |
| | Total 2023 Capital Projects Budget including 2020 carryover | 49.70 | |
| | | | |
| | <u>Project Description</u> | Total 2023 incl O/H | Funding Source |
| | <u>2022 Carryover/Multi-year Projects</u> | | |
| Water Supply | | - | |
| | Subtotal 2022 Carryover/Multi-year Projects | - | |
| | <u>New 2023 Projects</u> | | |
| Water Supply | Misc. structural improvements | 10.00 | Intercompany |
| Water Supply | PAC lab/Process equipment | 10.00 | Intercompany |
| Water Supply | DBP treatment | 100.00 | Intercompany |
| | Replace SCADA node | 15.00 | Intercompany |
| | | - | |
| | Subtotal New 2023 Projects | 135.00 | |
| | Total 2023 Capital Projects Budget including 2022 carryover | 135.00 | |
| | | | |
| | 2022 Carryover/Multi-year Projects - Total PAC | - | |
| | New 2023 Projects - Total PAC | 234.70 | |
| | Total Capital Budget - PAC | 234.70 | |

TAB 37

PAC

Capital Budget - Sources and Uses

Puc 1604.01(a)(23)

| Department | Project Description | Total Budgeted Amount (including O/H) | Funding Source |
|--|--|---------------------------------------|----------------|
| 2021 Carryover/Multi-year Projects | | | |
| Londonderry System Improvements | 1.25 MG Tank, 16 Inch Transmission Main, & 3,500 gpm Booster Station | 1,600.00 | CoBank |
| W&E Treatment Improvements | Station Improvements to dechloramine and rechlorinate | 114.00 | DWGTF |
| W&E Water Main Improvements | Interconnection to Sothem NH Regional Water Sys. | 410.00 | DWGTF |
| Subtotal 2021 Carryover/Multi-year Projects | | 2,124.00 | |
| New 2022 Projects | | | |
| Investment in Developer Services | 1x Annual Revenue | 100.00 | CoBank |
| Subtotal New 2022 Projects | | 100.00 | |
| Total 2022 Capital Projects Budget | | 2,224.00 | |

| | Project Description | Total 2021 incl O/H | Funding Source |
|--|---|---------------------|----------------|
| 2021 Carryover/Multi-year Projects | | | |
| Water Supply | | | |
| Subtotal 2021 Carryover/Multi-year Projects | | | |
| New 2022 Projects | | | |
| Water Supply | Booster Pump replacement/rebuild | 40.00 | CoBank |
| Water Supply | Well Pump replacements | 40.00 | CoBank |
| Water Supply | Chemical Feed pump replacements | 10.00 | CoBank |
| Water Supply | Install/replace treatment systems in small CWS (supplemental Arsenic treatment systems) | 50.00 | CoBank |
| Water Supply | Misc. Structural Improvements | 20.00 | CoBank |
| Water Supply | Miscellaneous Fencing and Security projects | 10.00 | CoBank |
| Water Supply | Miscellaneous SCADA/Electrical | 40.00 | CoBank |
| Water Supply | Well Rehabilitation | 60.00 | CoBank |
| Water Supply | replace PLC W and E station | 18.00 | CoBank |
| Water Supply | Replace SCADA HMI Locke Lake | 10.00 | CoBank |
| Water Supply | install web based communication equipment, 4 locations | 20.00 | CoBank |
| Water Supply | Birch Hill North Conway well #2 upgrade | 50.00 | 0.01 |
| Subtotal New 2022 Projects | | | |
| Total 2022 Capital Projects Budget | | 368.00 | |

| | Project Description | Total 2022 incl O/H | Funding Source |
|--|---------------------|---------------------|----------------|
| 2021 Carryover/Multi-year Projects | | | |
| T&D | | - | |
| Subtotal 2021 Carryover/Multi-year Projects | | - | |

Pennichuck East Utilities, Inc.
Capital and Construction Budget 2022

Provided pursuant to NHPUC Rule 1604.01(a)(23)

| Department | Project Description | Total Budgeted Amount (including O/H) | Funding Source |
|---|---|---------------------------------------|----------------|
| New 2022 Projects | | | |
| T&D | New Services (5) | 25.00 | CoBank |
| T&D | Renewed Services (10) | 55.00 | CoBank |
| T&D | Hydrants (5) | 30.00 | CoBank |
| T&D | Gates (10) | 40.00 | CoBank |
| T&D | Radios (220) | 23.10 | CoBank |
| T&D | New meters for new customers (220), Replacement of failed meters (80) | 30.00 | CoBank |
| T&D | Meters 5/8"-6" Lead Meter Exchange - PEU (400) | 40.00 | CoBank |
| | 2022 Radios (700) | 91.00 | CoBank |
| Subtotal New 2022 Projects | | 334.10 | |
| Total 2022 Capital Projects Budget | | 334.10 | |

2021 Carryover/Multi-year Projects - Total PEU 2,124.00

New 2022 Projects - Total PEU 802.10

Total Capital Budget - PEU 2,926.10

| <u>Breakout</u> | |
|----------------------|-----------------|
| Land | 0.00 |
| Buildings | 0.00 |
| Equipment & software | <u>2,926.10</u> |
| | <u>2,926.10</u> |

Pennichuck East Utilities, Inc.
Capital and Construction Budget 2023

Provided pursuant to NHPUC Rule 1604.01(a)(23)

| Department | Project Description | Total Budgeted Amount (including O/H) | Funding Source |
|--------------|---|---------------------------------------|----------------|
| | <u>2022 Carryover/Multi-year Projects</u> | | |
| | Subtotal 2022 Carryover/Multi-year Projects | | |
| | <u>New 2023 Projects</u> | | |
| | Sunrise Estates | 500.00 | CpBank |
| | Atkinson Pioneer Park | 800.00 | CoBank |
| | Investment in Developer Services | 100.00 | CoBank |
| | Subtotal New 2023 Projects | | |
| | Total 2023 Capital Projects Budget | 1,400.00 | |
| | | Total 2023 incl O/H | |
| Water Supply | <u>2022 Carryover/Multi-year Projects</u> | | |
| | Subtotal 2022 Carryover/Multi-year Projects | | |
| | <u>New 2023 Projects</u> | | |
| Water Supply | Booster Pump replacement/rebuild | 40.00 | CoBank |
| Water Supply | Well Pump replacements | 40.00 | CoBank |
| Water Supply | Chemical Feed pump replacements | 10.00 | CoBank |
| Water Supply | Install/replace treatment systems in small CWS | 25.00 | CoBank |
| Water Supply | Misc. Structural Improvements | 20.00 | CoBank |
| Water Supply | Miscellaneous Fencing and Security projects | 10.00 | CoBank |
| Water Supply | Miscellaneous SCADA/Electrical | 40.00 | CoBank |
| Water Supply | Well Rehabilitation | 60.00 | CoBank |
| Water Supply | Web based Communications 3 locations | 18.00 | CoBank |
| | Subtotal New 2023 Projects | 263.00 | |
| | Total 2023 Capital Projects Budget | 263.00 | |
| | | Total 2021 incl O/H | |
| T&D | <u>2022 Carryover/Multi-year Projects</u> | | |
| | Subtotal 2022 Carryover/Multi-year Projects | | |
| | <u>New 2023 Projects</u> | | |
| T&D | New Services (5) | 25.00 | |
| T&D | Renewed Services (10) | 55.00 | |
| T&D | Hydrants (5) | 30.00 | |
| T&D | Gates (10) | 40.00 | |
| T&D | Radios (300) | 31.50 | |
| T&D | New meters for new customers (220). Replacement of failed meters (80) | 30.00 | |
| T&D | Meters 5/8"-6" Lead Meter Exchange - PEU (400) | 40.00 | |
| T&D | 2022 Radios (700) | 91.00 | |
| | Subtotal New 2023 Projects | 342.50 | |
| | Total 2023 Capital Projects Budget | 342.50 | |
| | | Total 2021 incl O/H | |
| | 2022 Carryover/Multi-year Projects - Total PEU | 0.00 | |
| | New 2023 Projects - Total PEU | 2,005.50 | |
| | Total Capital Budget - PEU | 2,005.50 | |
| | Breakout | | |
| | Land | 0.00 | |
| | Buildings | 20.00 | |
| | Equipment & software | 1,985.50 | |
| | | 2,005.50 | |

TAB 37

Capital Budget - Sources and Uses

Puc 1604.01(a)(23)

Pennichuck Water Works, Inc.
 2023 Projected QCPAC Expenditures
 DW 23-015

| Project Name/Description |
|---|
| Replacement Dump Truck |
| 2023 New Services (10) |
| 2023 Renewed Services (20) |
| 2023 Hydrants (10) |
| 2023 Gates (20) |
| 2023 Radios (200) |
| 2023 Radios (2800) |
| 2023 Meters (Growth) 5/8"-2" - Core & CWS (TBD) |
| 2023 Meter - PFOA (25) |
| Replacement Utility Truck |
| Replacement Utility Truck |
| Replacment 1/2 Ton Pickup |
| Replacment 1/2 Ton Pickup |
| Protectus Meter Upgrade |
| Miscellaneous Construction Equipment |
| Replacement Foreman's Truck Truck |
| Ford Meter Test Bench Upgrade |
| N360 Meter Reading Upgrade |
| Swan Street |
| Chapman St. |
| Cote Ave |
| Savoy St. |
| Walnut St. |
| Salem St. |
| Dawn St. |
| Amory St. |
| Union St. |
| Berkeley St. |
| Temple St. |
| Raymond St. |
| Hanover St. |
| Blossom St. |

| |
|---|
| Kendrick Street |
| Kessler Farm Tank - landscape items |
| NH Rte. 101A - Amherst, NH |
| Twin Ridge Interconnection |
| Sweet Hill Interconnection |
| Parrish Hills HP Water Main |
| Parrish Hills HP Booster Station |
| Misc. Nashua, NH Emergency Sewer |
| Ferson St. |
| W. Otterson St. |
| Ritter St. |
| Dexter St. |
| Thomas St. |
| Sawyer St. |
| Balcom St. |
| Crown St. |
| Hobbs Ave |
| Palm St. |
| Elm St. |
| Newbury St. |
| McKean St. |
| Coburn Woods |
| Jones Ct |
| Troy St. |
| Broadview Ave |
| Ritter St. |
| Dexter St. |
| Crown St. |
| Hobbs Ave |
| Elm St. |
| Newbury St. |
| Water Treatment Facility Chemical Feed and Storage |
| English Woods Alternative Source Interconnection |
| PWW RRA- ERP |
| Trimble GPS and Water (flow, level, quality) Monitoring Equipment |
| Engineering Vehicle |
| Engineering Vehicle |
| Merrimack River Watershed Council |
| Investment in Developer Services |
| Booster Pump replacement/rebuild |
| Well Pump replacements |
| Chemical Feed pump replacements |
| Replace Radio Comms, various stations |
| Replace Roof, backwash return pump station |
| Misc. Structural Improvements |
| Miscellaneous Equipment Purchased |
| Miscellaneous SCADA/Electrical |
| Rebuild 1 High lift/Intermediate pump |
| WTP Structural/HVAC |
| Purchase new lab equipment |
| Miscellaneous Fencing and Security projects |
| Replace Water Supply Vehicle |

| |
|--|
| Replace Water Supply Vehicle |
| Re-paint FWPS ceiling |
| Replace 6 filter turbidimeters (manufacturer no longer supports current units) |
| Replace Filter Media 5A thru 6B |
| Cameras for WTP |
| ESRI Utility Network |
| Distribution Intercom and Camera update addition |
| SEIM |
| Replacement server for Nova |
| IT User Hardware |
| Clicksoft Replacement Project |
| iPad replacements |
| DoForms Replacement/Clarios |
| Miscellaneous Software |
| Miscellaneous Hardware |
| Projected short term interest on FALOC |
| |

Project Description

New Dump Truck to Replace #7, 2009 Peterbuilt 335, 100K Miles, 6000 hrs Continuous High Maintenance, suspension electrical issues

Single Family, Owner Build, New Homes

Replacement of Failed Services

Replacement of non functional hydrants

Replacement of Failed Gate Valves

New Radios for new customers (200)

Year 3 of 10 Replacement of all PWW Radios installed in 2007 (2800) by contractor

New meters for new customers (200). Replacement of failed meters (200)

New Meters for PFOA customers (25)

New Utility Truck to replace existing high mileage/maintenance vehicles #84 2014 Ford F350 100K+ miles, body rot

New Utility Truck to replace existing high mileage/maintenance vehicles #9 2014 Ford F350 110K+ miles, body rot

New Full Sized Pickup to Replace existing Veh #22 2013 Chevy Equinox w/150K miles that has been retired due to no inspection

New Full Sized Pickup to replace Disconnect Vehicle #346 - 2017 Chevy Express 2500 Van w/67K miles - that will be Painting Van

Protectus Meter Upgrade

Miscellaneous Construction Equipment

New Forman's Truck to replace #357- 2018 Kenworth T170, 6K Hrs, 70K Miles - Continuous maintenance, electrical is: compressor needs to be replaced, No onboard air system, underpowered engine.

Upgrade of Ford Meter Test Bench to replace failed computer components and associated hardware fittings

Upgrade of Hardware & Software needed as part of the N360 meter reading upgrade - 13 R900 Belt Clip Tranceivers, Mobile Data Collectors, N360 Software subscription for 38K customers.

Replacing 160 LF of 1953 2" main with 4" PVC

Replacing 160 LF of 1948 1.25" main with 4" PVC

Replacing 470 LF of 1938 8" CI main with 8" DI

Replacing 140 LF of 1947 1.25" main with 6" DI

Replacing 1450 LF of 1888-1951 6" CI main with 12" DI

Replacing 1450 LF of 1888-1927 4" & 6" CI main with 6" DI

Replacing 450 LF of 1954 1.5" & 2" main with 4" PVC

Replacing 570 LF of 1887 8" CI main with 12" DI

Replacing 520 LF of 1909-1978 1.25"-4" main with 12" DI

Replacing 3080 LF of 1888-1912 6" CI main with 8" DI

Replacing 975 LF of 1888 8" CI main with 12" DI

Replacing 2300 LF of 1887 8" CI main with 8" DI

Replacing 840 LF of 1888 4" CI main with 8" DI

Replacing 2395 LF of 1893-1916 4" & 6" CI main with 8" DI

| |
|---|
| Carry over shared paving cost with City of Nashua - Spring 2023 |
| 10+/- trees died and need replaced in spring 2023 - funds held in retainage until complete |
| Total Project Cost exclusive of NHDOT contribution |
| 150 of 8" DI with Meter Vault plus Station Demolition and Well Abandonment |
| 1600 LF of new 4 inch PVC watermain and Treatment Equipment |
| Create new HP area with 1600 LF of Water Main and Check Valves |
| New Domestic flow and pressure booster station |
| Projects associated with the City of Nashua Sewer Replacement program (Design) |
| Replacing 430 LF of 1931-1938 8" CI main with 12" DI - Design only. Construction in 2024 |
| Replacing 260 LF of 1936 8" CI main with 8" DI- Design only. Construction in 2024 |
| Replacing 210 LF of 1893 6" CI main with 8" DI- Design only. Construction in 2024 |
| Replacing 1885 LF of 1941-1949 6" & 8" CI main with 8" DI- Design only. Construction in 2024 |
| Replacing 420 LF of 1908-1926 6" CI main with 6" DI- Design only. Construction in 2024 |
| Replacing 1620 LF of 1896-1907 6" CI main with 8" DI- Design only. Construction in 2024 |
| Replacing 1225 LF of 1911-1923 8" CI main with 8" DI- Design only. Construction in 2024 |
| Replacing 225 LF of 1901 6" CI main with 8" DI- Design only. Construction in 2024 |
| Replacing 490 LF of 1906 6" CI main with 8" DI- Design only. Construction in 2024 |
| Replacing 420 LF of 1890 4" CI main with 6" DI- Design only. Construction in 2024 |
| Replacing 330 LF of 1892 6" CI main with 8" DI- Design only. Construction in 2024 |
| Replacing 2250 LF of 1888-1940 6" & 8" CI main with 8" DI- Design only. Construction in 2024 |
| Replacing 1690 LF of 1888 6" CI main with 8" DI- Design only. Construction in 2024 |
| Replacing remaining 2" PE mains that were not completed in 2021- Design only. Construction in 2024 |
| Replacing 180 LF of 1.5 inch Galv with 4inch PVC |
| Abandon Replacing 290 LF of 1.5" & 2" |
| Replacing 435 feet of 1.5 & 8 inch with 4 inch PVC & 8 inch DI |
| Replacing 210 LF of 1893 6" CI main with 8" DI |
| Replacing 1885 LF of 1941-1949 6" & 8" CI main with 8" DI |
| Replacing 225 LF of 1901 6" CI main with 8" DI |
| Replacing 490 LF of 1906 6" CI main with 8" DI |
| Replacing 330 LF of 1892 6" CI main with 8" DI |
| Replacing 2250 LF of 1888-1940 6" & 8" CI main with 8" DI |
| Final Design, Permitting and Bidding |
| Interconnection of the English Woods Station to the Donald Street Area with building expansion to remove chloramine |
| Implement Recommendations Evaluated in 2021 |
| Level Monitors, Pressure Monitors and Flow Monitors |
| SUV Replaces 2010 SUV #33 with over 118,000 miles. Deferred from 2022 |
| SUV Replaces (#34) 2010 with over 196,000 miles. Deferred from 2022 |
| Grant Match with other Stakeholders \$40k year 2 of 5. |
| 1x Annual Revenue |
| Booster Pump replacement/rebuild |
| Well Pump replacements |
| Chemical Feed pump replacements |
| Replace Radio Comms, various stations |
| Replace Roof, backwash return pump station |
| Misc. Structural Improvements |
| Miscellaneous Equipment Purchased |
| Miscellaneous SCADA/Electrical |
| Rebuild 1 High lift/Intermediate pump |
| WTP Structural/HVAC |
| Purchase new lab equipment |
| Miscellaneous Fencing and Security projects |
| vehicle replacement #39, 2012 w/ 120,000 + miles |

| |
|--|
| vehicle replacement #40 2014 w/>100K miles, rust |
| Re-paint FWPS ceiling |
| Replace 6 filter turbidimeters (manufacturer no longer supports current units) |
| Replace Filter Media 5A thru 6B |
| Cameras for WTP |
| ESRI Utility Network |
| There is a need at this facility to have multiple intercom updates since the original system was installed and an update |
| On premise appliance that will sift through server logs looking for anomalies and notify IT of issues. |
| This server is one of 2 servers that were replaced in 2017. This replacement will flatten out our replacements over the |
| Replacement Desktop Hardware for Jason, and Laptop for Steve |
| Due to the retirement of ClickSoft by the vendor, a replacement must be purchased and implemented. |
| Replacement of iPad hardware as it becomes obsolete for field use. |
| Replace Existing DoForms with Clarios Data collection for WTP field staff |
| Miscellaneous Software |
| Miscellaneous Hardware |
| Interest incurred to finance 2023 Capex until permanent financing is achieved |

Pennichuck Water Works Projected 2023 Total Capital Expend

led pursuant to NHPUC Rule 1604.01(a)(23)

| Projected 2023 Capex | Source of Funds |
|-------------------------|-----------------|
| \$ 225,000 | Bond |
| \$ 50,000 | Bond |
| \$ 110,000 | Bond |
| \$ 60,000 | Bond |
| \$ 80,000 | Bond |
| \$ 25,000 | Bond |
| \$ 364,000 | Bond |
| \$ 50,000 | Bond |
| \$ 3,125 | Bond |
| \$ 85,000 | Bond |
| \$ 85,000 | Bond |
| \$ 55,000 | Bond |
| \$ 55,000 | Bond |
| \$ 30,000 | Bond |
| \$ 50,000 | Bond |
| \$ 275,000 | Bond |
| \$ 90,000 | Bond |
| \$ 155,000 | Bond |
| \$ 40,350 | Bond |
| \$ 40,350 | Bond |
| \$ 129,700 | Bond |
| \$ 42,250 | Bond |
| \$ 453,000 | Bond |
| \$ 101,750 | Bond |
| \$ 184,000 | Bond |
| \$ 171,000 | Bond |
| \$ - | Bond |
| \$ 807,250 | Bond |
| \$ 311,500 | Bond |
| \$ 597,500 | Bond |
| \$ 247,000 | Bond |
| \$ 627,000 | Bond |

| | |
|------------|----------|
| \$ 12,000 | Bond |
| \$ 10,000 | Bond |
| \$ 550,000 | Bond |
| \$ 270,000 | SRF |
| \$ 420,000 | SRF |
| \$ 40,000 | 0.1 DSRR |
| \$ 20,000 | 0.1 DSRR |
| \$ 8,000 | 0.1 DSRR |
| \$ 4,000 | 0.1 DSRR |
| \$ 4,000 | 0.1 DSRR |
| \$ 2,000 | 0.1 DSRR |
| \$ 6,000 | 0.1 DSRR |
| \$ 4,000 | 0.1 DSRR |
| \$ 6,000 | 0.1 DSRR |
| \$ 5,000 | 0.1 DSRR |
| \$ 2,000 | 0.1 DSRR |
| \$ 3,000 | 0.1 DSRR |
| \$ 3,000 | 0.1 DSRR |
| \$ 3,000 | 0.1 DSRR |
| \$ 6,000 | 0.1 DSRR |
| \$ 5,000 | 0.1 DSRR |
| \$ 10,000 | 0.1 DSRR |
| \$ 66,000 | Bond |
| \$ 27,000 | Bond |
| \$ 168,000 | Bond |
| \$ 88,000 | Bond |
| \$ 731,000 | Bond |
| \$ 95,000 | Bond |
| \$ 194,000 | Bond |
| \$ 135,000 | Bond |
| \$ 866,000 | Bond |
| \$ 600,000 | 0.1 DSRR |
| \$ 350,000 | Bond |
| \$ 400,000 | Bond |
| \$ 40,000 | Bond |
| \$ 30,000 | Bond |
| \$ 30,000 | Bond |
| \$ 40,000 | 0.1 DSRR |
| \$ 100,000 | Bond |
| \$ 40,000 | Bond |
| \$ 25,000 | Bond |
| \$ 10,000 | Bond |
| \$ 25,000 | Bond |
| \$ 20,000 | Bond |
| \$ 30,000 | Bond |
| \$ 30,000 | Bond |
| \$ 60,000 | Bond |
| \$ 50,000 | Bond |
| \$ 60,000 | Bond |
| \$ 20,000 | Bond |
| \$ 10,000 | Bond |
| \$ 60,000 | Bond |

| | | |
|----|------------|----------|
| \$ | 55,000 | Bond |
| \$ | 40,000 | Bond |
| \$ | 30,000 | Bond |
| \$ | 600,000 | Bond |
| \$ | 106,000 | 0.1 DSRR |
| \$ | 253,000 | Bond |
| \$ | 75,000 | Bond |
| \$ | 40,000 | Bond |
| \$ | 40,000 | Bond |
| \$ | 6,000 | Bond |
| \$ | 343,000 | Bond |
| \$ | 55,000 | Bond |
| \$ | 40,000 | Bond |
| \$ | 14,000 | Bond |
| \$ | 22,000 | Bond |
| \$ | 303,000 | Bond |
| \$ | 13,414,775 | |

Pennichuck Water Works, Inc.
 2024 Projected QCPAC Expenditures
 DW 23-015

| Project Name/Description |
|---|
| 2024 New Services (10) |
| 2024 Renewed Services (20) |
| 2024 Hydrants (10) |
| 2024 Gates (20) |
| 2024 Radios (200) |
| 2024 Radios - PFOA (25) |
| 2024 Radios (4000) |
| 2024 Meters (Growth) 5/8"-2" - Core & CWS (TBD) |
| 2024 Meters - PFOA (25) |
| Replacement Utility Truck |
| Replacement Utility Truck |
| Replacment 1/2 Ton Pickup |
| Replacement Utility Van |
| Protectus Meter Upgrade |
| Miscellaneous Construction Equipment |
| Replacement Hydrant Crane Truck |
| Replacement Dump Truck |
| New Vacuum Excavator Truck |
| Swan Street |
| Chapman St. |
| Cote Ave |
| Savoy St. |
| Walnut St. |
| Salem St. |
| Dawn St. |
| Amory St. |
| Union St. |
| Berkeley St. |
| Temple St. |
| Raymond St. |
| Hanover St. |
| Blossom St. |
| Ferson St. |
| W. Otterson St. |
| Thomas St. |
| Sawyer St. |
| Balcom St. |

| |
|---|
| Crown St. |
| Palm St. |
| McKean St. |
| Coburn Woods |
| Parrish Hills HP Water Main |
| Parrish Hills HP Booster Station |
| Misc. Nashua, NH Emergency Sewer |
| Water Treatment Facility |
| Reed Ct. |
| Atwood Ct. |
| Lucier St. |
| Atherton Ave |
| Riverview St. |
| Foster Ct. |
| Highland Pl |
| Palm St. |
| Long Ave |
| Long Ave |
| Short Ave |
| 2nd St. |
| Yvonne St. |
| Daniels St. |
| George St. |
| Tetreau St. |
| Notre Dame St. |
| Haines St. |
| Santerre St. |
| Lakeside Ave |
| St. Lazare St. |
| Spaulding Ave |
| Arlington Ave |
| Auburn St. |
| Eaton St. |
| N. 2nd St. |
| Alstead Ave |
| Bordeaux St. |
| King St. |
| PWW RRA- ERP |
| Investment in Developer Services |
| Replace Engineering Pickup |
| Replace Engineering Pickup |
| Merrimack River Watershed Council |
| Trimble GPS and Water (flow, level, quality) Monitoring Equipment |
| Booster Pump replacement/rebuild |
| Well Pump replacements |
| Chemical Feed pump replacements |
| Replace Rotork Pakscan valve control system |
| Install/replace treatment systems in small CWS |
| Misc. Structural Improvements |
| Miscellaneous Equipment Purchased |
| Miscellaneous SCADA/Electrical |
| Well Rehabilitation |

| |
|--|
| WTP Structural/HVAC |
| Purchase new lab equipment |
| Miscellaneous Fencing and Security projects |
| Replace Water Supply Vehicle |
| Replace Water Supply Vehicle |
| Bowers Dam Spillway reconstruction/increase capacity |
| This replacement will flatten out our replacements over the next few years . |
| Miscellaneous Software |
| Miscellaneous Hardware |
| Typical IT Annual budget roughly runs about \$400K |
| Projected short term interest on FALOC |
| |

| Project Description |
|---|
| Single Family, Owner Build, New Homes |
| Replacement of Failed Services |
| Replacement of non-functional hydrants |
| Replacement of Failed Gate Valves |
| New Radios for new customers (200) |
| New Radios for PFOA Customers (25) |
| Year 4 of 10 Replacment of all PWW Radios installed in 2007 (2800) by contractor |
| New meters for new customers (200). Replacement of failed meters(200) |
| New meters for PFOA customers (25) |
| New Utility Truck to replace existing high mileage/maintenance vehicles |
| New Utility Truck to replace existing high mileage/maintenance vehicles |
| New Full Sized Pickup to Replace existing high mileage/maintenance pickup |
| New Utility Van to replace existing high mileage/maintenance vehicles |
| Protectus Meter Upgrade |
| Miscellaneous Construction Equipment |
| New Hydrant/Crane Truck to replace #19 - 2011 Ford F-450 High Mileage & Hours, Extensive Vehicle & Crane Maint |
| New Dump Truck to replace #10, 2008 Peterbilt 335, 100K+ miles, 9000hrs, body rot & high Maint & repair costs |
| New Vacuum Excavator Truck for LCR pothole excavation & safe excavation around other utilities, minimize excavation costs, pavement repairs and reliance on outside contractors. Very safe excavation in tight places w/multiple utilities. |
| Replacing 160 LF of 1953 2" main with 4" PVC - Final Pavement and Restoration |
| Replacing 160 LF of 1948 1.25" main with 4" PVC - Final Pavement and Restoration |
| Replacing 470 LF of 1938 8" CI main with 8" DI - Final Pavement and Restoration |
| Replacing 140 LF of 1947 1.25" main with 6" DI - Final Pavement and Restoration |
| Replacing 1450 LF of 1888-1951 6" CI main with 12" DI - Final Pavement and Restoration |
| Replacing 1450 LF of 1888-1927 4" & 6" CI main with 6" DI - Final Pavement and Restoration |
| Replacing 450 LF of 1954 1.5" & 2" main with 4" PVC - Final Pavement and Restoration |
| Replacing 570 LF of 1887 8" CI main with 12" DI - Final Pavement and Restoration |
| Replacing 520 LF of 1909-1978 1.25"-4" main with 12" DI - Final Pavement and Restoration |
| Replacing 3080 LF of 1888-1912 6" CI main with 8" DI - Final Pavement and Restoration |
| Replacing 975 LF of 1888 8" CI main with 12" DI - Final Pavement and Restoration |
| Replacing 2300 LF of 1887 8" CI main with 8" DI - Final Pavement and Restoration |
| Replacing 840 LF of 1888 4" CI main with 8" DI - Final Pavement and Restoration |
| Replacing 2395 LF of 1893-1916 4" & 6" CI main with 8" DI - Final Pavement and Restoration |
| Replacing 430 LF of 1931-1938 8" CI main with 12" DI |
| Replacing 260 LF of 1936 8" CI main with 8" DI |
| Replacing 420 LF of 1908-1926 6" CI main with 6" DI |
| Replacing 1620 LF of 1896-1907 6" CI main with 8" DI |
| Replacing 1225 LF of 1911-1923 8" CI main with 8" DI |

| |
|--|
| Replacing 225 LF of 1901 6" CI main with 8" DI |
| Replacing 420 LF of 1890 4" CI main with 6" DI |
| Replacing 1690 LF of 1888 6" CI main with 8" DI |
| Replacing remaining 2" PE mains that were not completed in 2021 |
| Create new HP area with 1600 LF of Water Main and Check Valves |
| New Domestic flow and pressure booster station |
| Projects associated with the City of Nashua Sewer Replacement program |
| Chemical Feed and Storage Facility Construction |
| Replacing 170 LF of 1968 1" main with 2" HDPE - Design only |
| Replacing 130 LF of 1950 2" main with 2" HDPE - Design only |
| Replacing 340 LF of 1928-1947 1.5" & 4" main with 8" DI - Design only |
| Replacing 200 LF of 1959 2" main with 4" PVC - Design only |
| Replacing 190 LF of 1951 2" main with 4" PVC - Design only |
| Replacing 165 LF of 1963 1" main with 2" HDPE - Design only |
| Replacing 230 LF of 1924 2" main with 4" PVC - Design only |
| Replacing 420 LF of 1890 4" CI main with 6" DI - Design only |
| Installing 115 LF of new 8" DI to complete loop - Design only |
| Replacing 65 LF of 1939 1.25" main with 2" HDPE - Design only |
| Replacing 210 LF of 1926 6" CI main with 8" DI - Design only |
| Replacing 235 LF of 1961 and 2005 2" main with 4" PVC - Design only |
| Replacing 200 LF of 1929 1.25" main with 2" HDPE - Design only |
| Replacing 205 LF of 1955 1.5" main with 2" HDPE - Design only |
| Replacing 195 LF of 1948 2" main with 2" HDPE - Design only |
| Replacing 450 LF of 1957 1.25" main with 2" HDPE - Design only |
| Replacing 385 LF of 1926 & 1950 1.5" & 2" main with 2" HDPE - Design only |
| Abandoning 75 LF of 1934 1.5" main - Design only |
| Replacing 530 LF of 1961 & 1962 2" main with 4" PVC - Design only |
| Replacing 266 LF of 1949 1.25" main with 4" PVC - Design only |
| Replacing 405 LF of 1955-1959 1.5" and 2" main with 4" PVC - Design only |
| Replacing 435 LF of 1924-1940 1.25", 2", and 6" main with 4" PVC - Design only |
| Replacing 265 LF of 1920 & 1926 2" and 4" main with 4" PVC - Design only |
| Replacing 1190 LF of 1882-1887 4" and 8" CI main with 8" DI - Design only |
| Replacing 490 LF of 1912 6" CI main with 12" DI - Design only |
| Replacing 140 LF of 1919 6" CI main with 4" PVC - Design only |
| Replacing 320 LF of 1920 4" CI main with 4" PVC - Design only |
| Replacing 275 LF of 1960 2" main with 4" PVC - Design only |
| Replacing 865 LF of 1923 & 1957 6" CI main with 6" DI - Design only |
| Implement Recommendations Evaluated in 2021 |
| 1x Annual Revenue |
| Replace #105 2013 Chevy with >160k miles |
| Replace #31 2012 Chevy with >110k miles |
| Grant Match with other Stakeholders \$40k year 3 of 5. |
| Level Monitors, Pressure Monitors and Flow Monitors |
| Booster Pump replacement/rebuild |
| Well Pump replacements |
| Chemical Feed pump replacements |
| Replace Rotork Pakscan valve control system |
| Install/replace treatment systems in small CWS |
| Misc. Structural Improvements |
| Miscellaneous Equipment Purchased |
| Miscellaneous SCADA/Electrical |
| Well Rehabilitation |

| |
|---|
| WTP Structural/HVAC |
| Purchase new lab equipment |
| Miscellaneous Fencing and Security projects |
| Replace Water Supply Vehicle |
| Replace Water Supply Vehicle |
| Bowers Dam Spillway reconstruction/increase capacity |
| Runrate Business needs |
| Miscellaneous Software |
| Miscellaneous Hardware |
| typical IT Annual budget roughly runs about \$400K |
| Interest incurred to finance 2024 Capex until permanent financing is achieved |

Pennichuck Water Works Projected 2024 Total Capital Expenditure Budget -

and pursuant to NHPUC Rule 1604.01(a)(23)

| Projected 2024 Capex | Source of Funds |
|-------------------------|-----------------|
| \$ 50,000 | Bond |
| \$ 110,000 | Bond |
| \$ 60,000 | Bond |
| \$ 80,000 | Bond |
| \$ 24,000 | Bond |
| \$ 3,000 | Bond |
| \$ 364,000 | Bond |
| \$ 50,000 | Bond |
| \$ 3,125 | Bond |
| \$ 85,000 | Bond |
| \$ 85,000 | Bond |
| \$ 50,000 | Bond |
| \$ 50,000 | Bond |
| \$ 30,000 | Bond |
| \$ 40,000 | Bond |
| \$ 225,000 | Bond |
| \$ 225,000 | Bond |
| \$ 600,000 | Bond |
| \$ 21,300 | Bond |
| \$ 21,300 | Bond |
| \$ 59,000 | Bond |
| \$ 19,600 | Bond |
| \$ 177,000 | Bond |
| \$ 106,500 | Bond |
| \$ 57,500 | Bond |
| \$ 71,500 | Bond |
| \$ 65,500 | Bond |
| \$ 375,250 | Bond |
| \$ 120,500 | Bond |
| \$ 281,000 | Bond |
| \$ 116,000 | Bond |
| \$ 292,000 | Bond |
| \$ 144,000 | Bond |
| \$ 73,500 | Bond |
| \$ 107,000 | Bond |
| \$ 410,500 | Bond |
| \$ 325,250 | Bond |

| | |
|--------------|---------------|
| \$ 65,000 | Bond |
| \$ 109,000 | Bond |
| \$ 446,000 | Bond |
| \$ 1,500,000 | Bond |
| \$ 800,000 | Bond |
| \$ 550,000 | Bond |
| \$ 396,000 | Bond |
| \$ 8,500,000 | New Financing |
| \$ 1,605 | 0.1 DSRR |
| \$ 1,290 | 0.1 DSRR |
| \$ 4,125 | 0.1 DSRR |
| \$ 2,280 | 0.1 DSRR |
| \$ 2,175 | 0.1 DSRR |
| \$ 1,740 | 0.1 DSRR |
| \$ 2,640 | 0.1 DSRR |
| \$ 4,950 | 0.1 DSRR |
| \$ 1,365 | 0.1 DSRR |
| \$ 765 | 0.1 DSRR |
| \$ 2,745 | 0.1 DSRR |
| \$ 2,745 | 0.1 DSRR |
| \$ 2,010 | 0.1 DSRR |
| \$ 2,055 | 0.1 DSRR |
| \$ 1,965 | 0.1 DSRR |
| \$ 4,050 | 0.1 DSRR |
| \$ 3,525 | 0.1 DSRR |
| \$ 450 | 0.1 DSRR |
| \$ 5,670 | 0.1 DSRR |
| \$ 2,985 | 0.1 DSRR |
| \$ 4,305 | 0.1 DSRR |
| \$ 4,590 | 0.1 DSRR |
| \$ 2,910 | 0.1 DSRR |
| \$ 19,590 | 0.1 DSRR |
| \$ 6,840 | 0.1 DSRR |
| \$ 1,710 | 0.1 DSRR |
| \$ 3,570 | 0.1 DSRR |
| \$ 3,075 | 0.1 DSRR |
| \$ 9,885 | 0.1 DSRR |
| \$ 200,000 | Bond |
| \$ 100,000 | Bond |
| \$ 45,000 | 0.1 DSRR |
| \$ 45,000 | 0.1 DSRR |
| \$ 40,000 | 0.1 DSRR |
| \$ 45,000 | 0.1 DSRR |
| \$ 40,000 | Bond |
| \$ 25,000 | Bond |
| \$ 10,000 | Bond |
| \$ 400,000 | Bond |
| \$ 20,000 | Bond |
| \$ 30,000 | Bond |
| \$ 30,000 | Bond |
| \$ 60,000 | Bond |
| \$ 50,000 | Bond |

| | | |
|----|------------|----------|
| \$ | 20,000 | Bond |
| \$ | 20,000 | Bond |
| \$ | 10,000 | Bond |
| \$ | 65,000 | 0.1 DSRR |
| \$ | 40,000 | 0.1 DSRR |
| \$ | 2,300,000 | Bond |
| \$ | 40,000 | Bond |
| \$ | 14,000 | Bond |
| \$ | 22,000 | Bond |
| \$ | 324,000 | Bond |
| \$ | 157,600 | Bond |
| \$ | 21,604,535 | |

TAB 38

Outstanding Short-Term Debt

Puc 1604.01(a)(24)

See, Schedule 6 in the Revenue Requirement Schedules Per 1604.08 located at Tab 12.

TAB 39

PWW

Certificate of Details of Management Fee Information

Puc 1604.01(a)(25)

| | | Dollars Applicable to: | | | | | | | |
|---|----------------------|------------------------|-------------------|------------------|---------------------|-------------------|--------------------|----------------|----------|
| Full Year Amounts (to be allocated) | YTD EXPENSES | Tier Allocation | Social Allocation | Tier 1 (All) | Tier 2 (Regulated + | Tier 3 (PWW+PEU+) | Tier 4 (Regulated) | PWSC Only | PAC Only |
| | | Required | | | PWSC) | PWSC) | | | |
| Wages | | | | | | | | | |
| Officers Salaries & Wages | 550,542 | 1 | | 550,542 | - | - | - | - | - |
| Salaries - Engineering | 1,425,419 | 4 | | - | - | - | 1,425,419 | - | - |
| Total Allocated 2022 | | | | | | | | | |
| Costs | | | | | | | | | |
| Office Salaries and Wages - Acctg | 664,470 | 1 | | 664,470 | - | - | - | - | - |
| Office Salaries and Wages - Admin | 761,030 | 1 | | 761,030 | - | - | - | - | - |
| Office Salaries and Wages - C/S | 200,305 | 1 | | 200,305 | - | - | - | - | - |
| Office Salaries and Wages - PWSC | 1,356,839 | 2 | | - | 1,356,839 | - | - | - | - |
| Office Salaries and Wages - Admin | 134,879 | 6 | | - | - | - | - | 134,879 | - |
| Less: Capitalized Overhead - IS | (1,260) | 1 | | (1,260) | - | - | - | - | - |
| Less: Capitalized Overhead Engineering | (180,028) | 4 | | - | - | - | (180,028) | - | - |
| Benefits (Based on 12/31/19 Schedule) | | | | | | | | | |
| Officers Salaries & Wages | 298,394 | 1 | | 298,394 | - | - | - | - | - |
| Salaries - Engineering | 772,577 | 4 | | - | - | - | 772,577 | - | - |
| Office Salaries and Wages - IS | 360,143 | 1 | | 360,143 | - | - | - | - | - |
| Office Salaries and Wages - Acctg | 412,478 | 1 | | 412,478 | - | - | - | - | - |
| Office Salaries and Wages - Admin | 108,565 | 1 | | 108,565 | - | - | - | - | - |
| Office Salaries and Wages - C/S | 735,407 | 2 | | - | 735,407 | - | - | - | - |
| Office Salaries and Wages - PWSC | 73,104 | 6 | | - | - | - | - | 73,104 | - |
| Less: Capitalized Overhead IS | (683) | 1 | | (683) | - | - | - | - | - |
| Less: Capitalized Overhead Engineering | (97,575) | 4 | | - | - | - | (97,575) | - | - |
| Dollars Applicable to: | | | | | | | | | |
| Full Year Budgeted Amounts (to be allocated) - Tier 1 | | Tier Allocation | Social Allocation | Tier 1 (All) | Tier 2 (Regulated + | Tier 3 (PWW+PEU+) | Tier 4 (Regulated) | PWSC Only | PAC Only |
| | | Required | | | PWSC) | PWSC) | | | |
| Facilities - Walnut Street | | | | | | | | | |
| Office Supplies & Expense | 28,554 | 1 | | 28,554 | - | - | - | - | - |
| Office Equipment Rental | 55,303 | 1 | | 55,303 | - | - | - | - | - |
| Rental Exp Walnut St Nashua | 330,000 | 1 | | 330,000 | - | - | - | - | - |
| Property Tax Exp Walnut St Nashua | 48,084 | 1 | | 48,084 | - | - | - | - | - |
| Walnut St Phone | 19,932 | 1 | | 19,932 | - | - | - | - | - |
| Walnut St Electric | 53,644 | 1 | | 53,644 | - | - | - | - | - |
| Walnut St - Other Utilities | 16,861 | 1 | | 16,861 | - | - | - | - | - |
| Maintenance - Office | 100,960 | 1 | | 100,960 | - | - | - | - | - |
| Office Equipment maintenance | - | 1 | | - | - | - | - | - | - |
| Miscellaneous Charges | | | | | | | | | |
| Senior Management Vehicles | 142 | 1 | | 142 | - | - | - | - | - |
| Senior Management Fuel Purchased | 1,887 | 1 | | 1,887 | - | - | - | - | - |
| Senior Management Vehicle Registrations | 592 | 1 | | 592 | - | - | - | - | - |
| Courier & Express Mail Expense | - | 1 | | - | - | - | - | - | - |
| Outside Svcs (Supervision/Spec Svcs) | 358,879 | 1 | | 358,879 | - | - | - | - | - |
| Meetings and Conventions | 33,462 | 1 | | 33,462 | - | - | - | - | - |
| License Fees | 13,842 | 1 | | 13,842 | - | - | - | - | - |
| Meals | 2,616 | 1 | | 2,616 | - | - | - | - | - |
| Recruiter Fees | 16,876 | 1 | | 16,876 | - | - | - | - | - |
| Engineering Dept Expense | 13,294 | 4 | | - | - | - | 13,294 | - | - |
| Engineering Vehicles | 17,168 | 4 | | - | - | - | 17,168 | - | - |
| Engineering - Fuel Purchased | 24,660 | 4 | | - | - | - | 24,660 | - | - |
| Engineering - Vehicle Registration | 3,577 | 4 | | - | - | - | 3,577 | - | - |
| Maint of Communication Equip | 29,670 | 2 | | - | 29,670 | - | - | - | - |
| Computer Maintenance | 631,925 | 1 | | 631,925 | - | - | - | - | - |
| Depreciation - 2403 & Asset | | | | | | | | | |
| Comm Depreciation | 49,508 | 2 | | - | 49,508 | - | - | - | - |
| Computer Depreciation | 713,273 | 1 | | 713,273 | - | - | - | - | - |
| Office Furniture Depreciation | 16,275 | 1 | | 16,275 | - | - | - | - | - |
| Power Generation Equip (Walnut St) | 6,341 | 1 | | 6,341 | - | - | - | - | - |
| Leasehold Improvements-15 year property | 25,818 | 1 | | 25,818 | - | - | - | - | - |
| Union Negotiations - 2021 | 452 | 1 | | 452 | - | - | - | - | - |
| Total Allocable Expenses | \$ 10,188,201 | | | 5,829,703 | 2,171,424 | - | 1,979,091 | 207,983 | - |
| Tier 1 - use the corporate expense allocation between TSC, PWSC and regulated utilities. The allocation among utilities will be based on total assets and customers. Tier 2 - allocate to PWW, PEU, PAC and PWSC based on total assets and customers Tier 3 - allocate to PWW, PEU and PWSC based on total assets and customers Tier 4 - allocate to the regulated utilities (PWW, PEU and PAC) based on total assets and customers. (1) Retention/Bonus, Overtime, Merit increases and summer temp help are included in Officers' and Office Salaries (2) Outside Services include temporary help from temporary services providers (3) Effectively, all Admin & Gen Expense (incl. Engineering) are allocated less Insurance, Regulatory Commission, Memberships, Msc General, Public Relations and Charitable Contributions and Union Benefits | | | | | | | | | |

Allocation Calculation - Tier 1 (All Companies)

| | PWW | PEU | Pittsfield | Total Regulated | Con Ops (PWS) ¹ | Real Estate (TSC) ¹ | Total |
|--|--------------------------|-------------------------|-----------------------|--------------------------|----------------------------|--------------------------------|----------------------------|
| Revenues ⁴ | 39,836,656 74.87% | 12,504,453 23.50% | 869,137 1.63% | \$ 53,210,246 94.90% | 2,857,868 5.10% | - 0.00% | \$ 56,068,114 100.00% |
| Employees (FTE's) - 2022 (excluding employees without benefits) | | | | 131 98.50% | 2 1.50% | 0 0.00% | 133 100.00% |
| Square Footage - w/ add'l lease space Walnut Street Facility ⁵ | | | | 24,530 95.63% | 1,120 4.37% | 0 0.00% | 25,650 100.00% |
| Total Assets ² | \$ 273,939,224 77.78% | \$ 74,064,373 21.03% | \$ 4,185,387 1.19% | \$ 352,188,984 99.95% | \$ 190,644 0.05% | \$ - 0.00% | \$ 352,379,628 100.00% |
| Customers ³ | 29,608 76.12% | 8,641 22.22% | 647 1.66% | 38,896 100.00% | | | |
| Average Percentage | 76.26% | 22.25% | 1.49% | 97.25% | 2.76% | 0.00% | 100.01% |
| Allocation of Allocable Expenses | 4,323,029 | 1,261,309 | 84,465 | 5,668,803 | 160,900 | - | 5,829,703 |
| Effective Allocation % | 74.16% | 21.64% | 1.45% | | 2.76% | 0.00% | |
| | | | | | | | Check Total \$ - |

¹ - PWS - 100% of 2 employees
² - Based on December 2021 Preliminary Less Intercompany Account Balances
³ - Based on December 2021 Actuals
⁴ - Based on December 2021 Preliminary
⁵ - Based on December 2021 Preliminary

Allocation Calculation - Tier 2 (All Regulated Companies plus PWSC)

| | PWW | PEU | Pittsfield | Total Regulated | Con Ops (PWS) ¹ | Real Estate (TSC) | Total |
|----------------------------------|--------------------------|-------------------------|-----------------------|--------------------------|----------------------------|-------------------|----------------------------|
| Total Assets ² | \$ 273,939,224 77.78% | \$ 74,064,373 21.03% | \$ 4,185,387 1.19% | \$ 352,188,984 99.95% | \$ 190,644 0.05% | \$ - 0.00% | \$ 352,379,628 100.00% |
| Customers ³ | 29,608 76.12% | 8,641 22.22% | 647 1.66% | 38,896 87.79% | 5,407 12.21% | 0 | 44,303 |
| Average Percentage | 76.95% | 21.63% | 1.43% | 93.87% | 6.13% | | 100.00% |
| Allocation of Allocable Expenses | 1,568,280 | 440,888 | 29,148 | 2,038,316 | 133,108 | 0 | 2,171,424 |
| Effective Allocation % | 72.22% | 20.30% | 1.34% | | 6.13% | N/A | |
| | | | | | | | Check Total \$ - |

¹ - PWS customers based on municipality customers and pro rated based on services rendered

Allocation Calculation - Tier 3 (PWW, PEU and PWSC)

| | PWW | PEU | Pittsfield | Con Ops (PWS) | Real Estate (TSC) | Total |
|----------------------------------|--------------------------|-------------------------|------------|---------------------|-------------------|----------------------------|
| Total Assets ² | \$ 273,939,224 78.67% | \$ 74,064,373 21.27% | | \$ 190,644 0.05% | | \$ 348,194,241 99.99% |
| Customers ³ | 29,608 67.82% | 8,641 19.79% | | 5,407 12.39% | | 43,656 100.00% |
| Average Percentage | 73.25% | 20.53% | | 6.22% | | 100.00% |
| Allocation of Allocable Expenses | \$ - | \$ - | 0 | \$ - | 0 | \$ - |
| Effective Allocation % | #DIV/0! | #DIV/0! | N/A | #DIV/0! | N/A | |
| | | | | | | Check Total \$ - |

| Allocation Calculation - Tier 4 (Regulated Companies) | | | | | | |
|--|----------------|---------------|-------------------|----------------------|---------------------------------------|--------------------|
| | <u>PWW</u> | <u>PEU</u> | <u>Pittsfield</u> | <u>Con Ops (PWS)</u> | <u>Real Estate (TSC) ¹</u> | <u>Total</u> |
| Total Assets ² | \$ 273,939,224 | \$ 74,064,373 | \$ 4,185,387 | | | \$ 352,188,984 |
| | 77.78% | 21.03% | 1.19% | | | 100.00% |
| Customers ³ | 29,608 | 8,641 | 647 | | | 38,896 |
| | 76.12% | 22.22% | 1.66% | | | 100.00% |
| Average Percentage | 76.95% | 21.63% | 1.43% | | | 100.01% |
| Allocation of Allocable Expenses | \$ 1,522,713 | \$ 428,077 | \$ 28,301 | 0 | 0 | \$ 1,979,091 |
| Effective Allocation % | 76.94% | 21.63% | 1.43% | N/A | N/A | |
| | | | | | | Check Total |
| | | | | | | \$ - |

| Specific Allocation Calculations - Tier 5/7 | | | | | | | |
|--|------------|------------|-------------------|----------------------|---------------------------------------|--------------|--------------------|
| | <u>PWW</u> | <u>PEU</u> | <u>Pittsfield</u> | <u>Con Ops (PWS)</u> | <u>Real Estate (TSC) ¹</u> | <u>Total</u> | <u>Check Total</u> |
| Direct Allocable Costs | 0 | 0 | - | 207,983 | 0 | 207,983 | \$ - |
| | N/A | N/A | | | N/A | | |

| Summary of Allocations | | | | | | | | |
|-------------------------------|------------------|------------------|-------------------|----------------------|--------------------------|-------------------|--------------------|--------------------|
| | <u>PWW</u> | <u>PEU</u> | <u>Pittsfield</u> | <u>Con Ops (PWS)</u> | <u>Real Estate (TSC)</u> | <u>Totals</u> | | |
| Tier 1 | 4,323,029 | 1,261,309 | 84,465 | 160,900 | - | 5,829,703 | | |
| Tier 2 | 1,568,280 | 440,888 | 29,148 | 133,108 | - | 2,171,424 | | |
| Tier 3 | - | - | - | - | - | - | | |
| Tier 4 | 1,522,713 | 428,077 | 28,301 | - | - | 1,979,091 | | |
| PWSC only and PAC only | - | - | - | 207,983 | - | 207,983 | <u>unallocated</u> | |
| Total Allocations | <u>7,414,022</u> | <u>2,130,274</u> | <u>141,914</u> | <u>501,991</u> | <u>-</u> | <u>10,188,201</u> | <u>PAC/PEU</u> | Check Total |
| | 72.77% | 20.91% | 1.39% | 4.93% | 0.00% | 100.00% | - | - |

| <u>PWSC Customers</u> | <u>Operations</u> | <u>Water Supply</u> | <u>Billing</u> | <u>Cust Svc</u> | <u>Customers</u> | <u>Customers</u> |
|-----------------------|-------------------|---------------------|----------------|-----------------|------------------|------------------|
| Salisbury | 0.250 | 0.250 | 0.250 | 0.250 | - | - |
| Belmont | 0.250 | 0.250 | - | - | 695 | 348 |
| Boscawen | 0.250 | 0.250 | 0.083 | 0.083 | 1,218 | 811 |
| Amesbury | - | - | 0.167 | 0.167 | 6,032 | 2,015 |
| Rowley | - | - | 0.250 | 0.250 | 1,932 | 966 |
| Eastham | - | - | 0.125 | 0.125 | 1,782 | 446 |
| Epsom | 0.250 | 0.250 | - | - | 320 | 160 |
| Wellfleet | - | - | 0.125 | 0.125 | 290 | 73 |
| Woodstock | 0.250 | 0.250 | - | - | 1,180 | 590 |
| | | | | | <u>5,407</u> | |

Note: Boscawen / Amesbury / Rowley / Eastham / Wellfleet Customer Counts updated 09/14/2022 // Belmont, Epsom, Woodstock counts updated 10/14/2022

Pennichuck Water Works
Work Order Allocation of Operations and Production Expenses
For Month Ending 12/31/2022

Full Year Amounts (to be allocated)

Wages

| | |
|------------------------------|---------|
| Superintendence - WTP | 257,271 |
| Office Salaries & Wages: WTP | 211,505 |
| Purification Labor | 312,173 |
| Superintendence - Operations | 292,904 |
| Office Salaries - Operations | 226,894 |

Benefits

| | |
|------------------------------|---------|
| Superintendence - WTP | 139,441 |
| Office Salaries & Wages: WTP | 114,636 |
| Purification Labor | 169,198 |
| Superintendence - Operations | 158,754 |
| Office Salaries - Operations | 122,977 |

Facilities - DW HWY

| | |
|-------------------------|--------|
| Maint: Meter Department | - |
| DW HWY Parking | - |
| DW HWY Office Supplies | 19,365 |
| DW HWY Gas | 20,121 |
| DW HWY Electric | 41,136 |
| DW HWY Phone | 38,397 |

Miscellaneous Charges

| | |
|-------------------------------|---------|
| Misc Gen Exp Ops | 84,314 |
| Misc T&D Materials & Supplies | 7,025 |
| Stores Expense | 63,880 |
| Small Tools Expense | 30,337 |
| OPS - Non-Union Vehicles | 4,331 |
| WTP - Non-Union Vehicles | 7,326 |
| Misc Transport Expense | 104,686 |
| Non-Union Vehicle Fuel Costs | 44,624 |
| Misc Gen Equipment Exp | 21,046 |

Depreciation - 2304

| | |
|---------------------------------------|---------|
| 16 DW Highway | 189,079 |
| Tools, Shop & Garage | 52,705 |
| Other Tangible Equipment-Misc Equip | 27,280 |
| Non-Union Transportation Depreciation | 50,527 |

| | |
|---------------------------------|------------------|
| Total Allocable Expenses | 2,811,931 |
|---------------------------------|------------------|

| | PWW Capital | 070 WTP Maintenance | 080 OPS Maintenance | Fleet | PWW Jobbing | PWS Maintenance | PWS Jobbing | PAC Capital | PAC Maintenance | PEU Capital | PEU Maintenance | Total | |
|-----------------------------------|-------------|------------------------|------------------------|------------|-------------|--------------------|-------------|-------------|--------------------|-------------|--------------------|--------------|-----------|
| Labor | 66,896.97 | 719,671.66 | 1,344,595.08 | 129,257.18 | 85,672.98 | 344,209.09 | 65,209.24 | - | 82,022.40 | 20,145.39 | 792,801.05 | 3,650,481.04 | |
| Contractor Clearing | 221,461.01 | 1,284.09 | 544,197.46 | 178,648.05 | 38,501.60 | - | - | - | 30,896.10 | 237,092.50 | 54,525.34 | 1,306,606.15 | |
| Inventory | 127,940.04 | 1,583,217.89 | 99,485.25 | - | 32,029.50 | 930.54 | 17,212.07 | 1,598.47 | 3,916.03 | 69,774.98 | 102,073.40 | 2,038,178.17 | |
| Truck | 32,937.00 | 99,473.75 | 366,842.00 | 3,680.50 | 38,943.75 | 121,364.00 | 18,926.25 | - | 13,828.75 | 9,521.00 | 261,314.75 | 966,831.75 | |
| Backhoe | 8,160.75 | 1,071.00 | 17,466.75 | - | 9,666.75 | - | 548.25 | - | 1,479.75 | 2,316.75 | 9,590.25 | 50,300.25 | |
| Compressor | 114.00 | - | 6,838.50 | - | 503.50 | - | - | - | 94.00 | - | 1,027.00 | 8,577.00 | |
| Inspection Fees | - | - | - | - | 111,444.00 | - | - | - | - | - | - | 111,444.00 | |
| Overhead | 10,123.54 | - | - | - | 75,307.46 | - | - | 31.98 | - | 7,070.47 | - | 92,533.45 | |
| Labor Overhead | 48,681.95 | - | - | - | 93,825.76 | 249,637.09 | 49,392.02 | - | 59,479.74 | 14,668.87 | 576,054.08 | 1,091,739.51 | |
| Misc General Equipment | - | - | 5,700.00 | - | 20.00 | - | - | - | - | - | 1,073.00 | 6,793.00 | |
| Total Costs | 516,315.26 | 2,404,718.39 | 2,385,125.04 | 311,585.73 | 485,915.30 | 716,140.72 | 151,287.83 | 1,630.45 | 191,716.77 | 360,589.96 | 1,798,458.87 | 9,323,484.32 | |
| Total Costs w/o OH & CWIP | 284,730.71 | 2,403,434.30 | 1,840,927.58 | 132,937.68 | 372,106.24 | 716,140.72 | 151,287.83 | 1,598.47 | 160,820.67 | 116,426.99 | 1,743,933.53 | 7,924,344.72 | |
| % of Total | 5.54% | 25.79% | 25.58% | 3.34% | 5.21% | 7.68% | 1.62% | 0.02% | 2.06% | 3.87% | 19.29% | 100.00% | |
| % of Total w/o OH & CWIP | 3.59% | 30.33% | 23.23% | 1.68% | 4.70% | 9.04% | 1.91% | 0.02% | 2.03% | 1.47% | 22.01% | 100.00% | |
| Overhead Allocable to Work Orders | 2,811,931 | 155,719 | 725,255 | 719,346 | 93,973 | 146,550 | 215,986 | 45,628 | 492 | 57,821 | 108,753 | 542,409 | 2,811,932 |
| Totals by Company: | | | | | | | | | | | | | |
| PWW | 155,719 | 725,255 | 719,346 | 93,973 | 146,550 | | | | | | | 1,840,843 | 65.5% |
| PEU | | | | | | | | | | 108,753 | 542,409 | 651,162 | 23.2% |
| PAC | | | | | | | | 492 | 57,821 | | | 58,313 | 2.1% |
| PWS | | | | | | 215,986 | 45,628 | | | | | 261,614 | 9.3% |
| Total Overhead | 155,719 | 725,255 | 719,346 | 93,973 | 146,550 | 215,986 | 45,628 | 492 | 57,821 | 108,753 | 542,409 | 2,811,932 | 100.0% |
| % Labor | 0.02 | 0.20 | 0.37 | 0.04 | 0.02 | 0.09 | 0.02 | - | 0.02 | 0.01 | 0.22 | 1.00 | |
| | | | | | | | | | | | | | 1.00 |

Pennichuck Water Works
 Return on Common Assets Allocation (to other Subsidiary Companies)
 For Month Ending 12/31/2022

Effective Tax Rate - current

27.08%

12

4.51%

Dollars Applicable to:

| Full Year Amounts (to be allocated) | Rate of Return | Net Book Value | Tier Allocation | | Tier 2 (Regulated + Tier 3 (PWW+PEU+)) | | Tier 4 (Regulated) | PWSC Only | PAC Only | TSC Only (budgeted specifically on TSC P/L) |
|--|----------------|----------------|-----------------|--------------|--|---------|--------------------|-----------|----------|---|
| | | | Required | Tier 1 (All) | PWSC | PWSC | | | | |
| Office Furniture & Equipment | 6,590 | 146,114 | 1 | 6,590 | - | - | - | - | - | - |
| Transportation Equipment | 103,644 | 2,298,085 | 2 | - | 103,644 | - | - | - | - | - |
| Tools, Shop & Garage Equipment | 21,892 | 485,409 | 3 | - | - | 21,892 | - | - | - | - |
| Construction Meters | 329 | 7,302 | 2 | - | 329 | - | - | - | - | - |
| Power Operated Equipment | 12,412 | 275,214 | 2 | - | 12,412 | - | - | - | - | - |
| Communication Equipment | 17,118 | 379,561 | 4 | - | - | - | 17,118 | - | - | - |
| Computer Equipment | 80,912 | 1,794,051 | 1 | 80,912 | - | - | - | - | - | - |
| Other Plant and Misc Equipment | 17,919 | 397,320 | 4 | - | - | - | 17,919 | - | - | - |
| Power Generation Equip (Walnut St) | 5,577 | 123,648 | 1 | 5,577 | - | - | - | - | - | - |
| Leasehold Improvements | 14,636 | 324,531 | 1 | 14,636 | - | - | - | - | - | - |
| 16 DW Highway | 293,878 | 6,516,147 | 3 | - | - | 293,878 | - | - | - | - |
| | - | - | 3 | - | - | - | - | - | - | - |
| Deferred Pension Costs | 91,313 | 2,024,671 | 1 | 91,313 | - | - | - | - | - | - |
| Deferred Post Retirement Health | (29,123) | (645,748) | 1 | (29,123) | - | - | - | - | - | - |
| Deferred Post Employment Health | - | - | 1 | - | - | - | - | - | - | - |
| Deferred SERP | 39,035 | 865,524 | 1 | 39,035 | - | - | - | - | - | - |
| VEBA Trust - Union | 15,982 | 354,362 | 1 | 15,982 | - | - | - | - | - | - |
| VEBA Trust - Non-union | 5,499 | 121,929 | 1 | 5,499 | - | - | - | - | - | - |
| Union Negotiations - 2021 | 39 | 866 | 1 | 39 | - | - | - | - | - | - |
| Deferred Pension Costs | | 2,024,671 | | | | | | | | |
| Deferred Post Employment Health | | - | | | | | | | | |
| Deferred Post Retirement Health | | (645,748) | | | | | | | | |
| Deferred SERP | | 865,524 | | | | | | | | |
| Less: Accrued Liability Pension - ST | | - | | | | | | | | |
| Less: Accrued Liability Pension - LT | | (6,177,033) | | | | | | | | |
| Less: Post Employment Health Liability - ST | | - | | | | | | | | |
| Less: Post Employment Health Liability - LT | | - | | | | | | | | |
| Less: Accrued Liability SERP | | (230,391) | | | | | | | | |
| VEBA Trust - Union | | 354,362 | | | | | | | | |
| VEBA Trust - Non-union | | 121,929 | | | | | | | | |
| Less: Post Retirement Liability Health - ST | | - | | | | | | | | |
| Less: Post Retirement Liability Health - LT | | (3,877,574) | | | | | | | | |
| Subtotal | | (7,564,261) | | | | | | | | |
| Less: Tax Impact at current effective tax rate | | 2,048,402 | | | | | | | | |
| Net Impact Unfunded FAS 106 & FAS 158 Costs | (248,765) | (5,515,859) | 1 | (248,765) | - | - | - | - | - | - |
| Total Allocable Expenses | 448,887 | 9,953,125.57 | | (18,305) | 116,385 | 315,770 | 35,037 | - | - | - |

*Note: Rate of Return based on YTD NBV/12*months

Tier 1 - use the corporate expense allocation between TSC, PWSC and regulated utilities. The allocation among utilities will be based on total assets and customers.

Tier 2 - allocate to PWW, PEU, PAC and PWSC based on total assets and customers

Tier 3 - allocate to PWW, PEU and PWSC based on total assets and customers

Tier 4 - allocate to the regulated utilities (PWW, PEU and PAC) based on total assets and customers.

Note: Laboratory Equipment not included. Currently, PWW charges a \$15 fee for all lab work which is considered to be a competitive price and \$5 higher than charged by the State of New Hampshire.

| Allocation Calculation - Tier 1 (All Companies) | | | | | | | |
|---|-------------|------------|-------------------|------------------------|-----------------------|--------------------------------------|--------------------|
| | <u>PWW</u> | <u>PEU</u> | <u>Pittsfield</u> | <u>Total Regulated</u> | <u>Con Ops (PWS)1</u> | <u>Real Estate (TSC)¹</u> | <u>Total</u> |
| Revenues ⁴ | 39,836,656 | 12,504,453 | 869,137 | \$ 53,210,246 | 2,857,868 | - | \$ 56,068,114 |
| | | | | 94.90% | 5.10% | 0.00% | 100.00% |
| Employees (FTE's) - 2022 | | | | 131 | 2 | 0 | 133 |
| | | | | 98.50% | 1.50% | 0.00% | 100.00% |
| Square Footage - w/ add'l lease space Walnut Street Facility | | | | 24,530 | 1,120 | 0 | 25,650 |
| | | | | 95.63% | 4.37% | 0.00% | 100.00% |
| Total Assets ² | 273,939,224 | 74,064,373 | 4,185,387 | 352,188,984 | 190,644 | \$ - | \$ 352,379,628 |
| | 77.78% | 21.03% | 1.19% | 99.95% | 0.05% | 0.00% | 100.00% |
| Customers ³ | 29,608 | 8,641 | 647 | 38,896 | | | |
| | 76.12% | 22.22% | 1.66% | 100.00% | | | |
| Average Percentage | 76.95% | 21.62% | 1.43% | 97.24% | 2.76% | 0.00% | 100.00% |
| Allocation of Allocable Expenses | (13,697) | (3,848) | (255) | (17,800) | (505) | - | \$ (18,305) |
| Effective Allocation % | 74.83% | 21.02% | 1.39% | | 2.76% | 0.00% | |
| | | | | | | | Check Total |
| | | | | | | | \$ - |
| | 1 | | | | | | |
| | 2 | | | | | | |
| | 3 | | | | | | |
| | 4 | | | | | | |

| Allocation Calculation - Tier 2 (All Regulated Companies plus PWSC) | | | | | | | |
|--|----------------|---------------|-------------------|------------------------|------------------------|--------------------------|--------------------|
| | <u>PWW</u> | <u>PEU</u> | <u>Pittsfield</u> | <u>Total Regulated</u> | <u>Con Ops (PWS) 1</u> | <u>Real Estate (TSC)</u> | <u>Total</u> |
| Total Assets ² | \$ 273,939,224 | \$ 74,064,373 | \$ 4,185,387 | \$ 352,188,984 | \$ 190,644 | \$ - | \$ 352,379,628 |
| | 77.78% | 21.03% | 1.19% | 99.95% | 0.05% | 0.00% | 100.00% |
| Customers ³ | 29,608 | 8,641 | 647 | 38,896 | 5,407 | 0 | 44,303 |
| | 76.12% | 22.22% | 1.66% | 87.79% | 12.21% | | |
| Average Percentage | 76.95% | 21.63% | 1.43% | 93.87% | 6.13% | | 100.00% |
| Allocation of Allocable Expenses | 84,058 | 23,631 | 1,562 | 109,251 | 7,134 | 0 | \$ 116,385 |
| Effective Allocation % | 72.22% | 20.30% | 1.34% | | 6.13% | N/A | |
| | | | | | | | Check Total |
| | | | | | | | \$ - |

¹ - PWS customers based on municipality customers and pro rated based on services rendered

| Allocation Calculation - Tier 3 (PWW, PEU and PWSC) | | | | | | | |
|--|----------------|---------------|-------------------|----------------------|--------------------------|----------------|--------------------|
| | <u>PWW</u> | <u>PEU</u> | <u>Pittsfield</u> | <u>Con Ops (PWS)</u> | <u>Real Estate (TSC)</u> | <u>Total</u> | |
| Total Assets ² | \$ 273,939,224 | \$ 74,064,373 | | \$ 190,644 | | \$ 348,194,241 | |
| | 78.67% | 21.27% | | 0.06% | | 100.00% | |
| Customers ³ | 29,608 | 8,641 | | 5,407 | | 43,656 | |
| | 67.82% | 19.79% | | 12.39% | | 100.00% | |
| Average Percentage | 73.25% | 20.53% | | 6.22% | | 100.00% | |
| Allocation of Allocable Expenses | \$ 231,301 | \$ 64,828 | 0 | \$ 19,641 | 0 | \$ 315,770 | |
| Effective Allocation % | 73.25% | 20.53% | N/A | 6.22% | N/A | | |
| | | | | | | | Check Total |
| | | | | | | | \$ - |

| Allocation Calculation - Tier 4 (Regulated Companies) | | | | | | | |
|--|----------------|---------------|-------------------|----------------------|--------------------------------------|----------------|--------------------|
| | <u>PWW</u> | <u>PEU</u> | <u>Pittsfield</u> | <u>Con Ops (PWS)</u> | <u>Real Estate (TSC)¹</u> | <u>Total</u> | |
| Total Assets ² | \$ 273,939,224 | \$ 74,064,373 | \$ 4,185,387 | | | \$ 352,188,984 | |
| | 77.78% | 21.03% | 1.19% | | | 100.00% | |
| Customers ³ | 29,608 | 8,641 | 647 | | | 38,896 | |
| | 76.12% | 22.22% | 1.66% | | | 100.00% | |
| Average Percentage | 76.95% | 21.62% | 1.43% | | | 100.00% | |
| Allocation of Allocable Expenses | \$ 28,961 | \$ 7,575 | \$ 501 | 0 | 0 | \$ 35,037 | Check Total |
| Effective Allocation % | 76.95% | 21.62% | 1.43% | N/A | N/A | | \$ - |

| Specific Allocation Calculations - Tier 5-7 | | | | | | | | |
|--|------------|------------|-------------------|----------------------|----------------------|--------------------------------------|--------------|--------------------|
| | <u>PWW</u> | <u>PEU</u> | <u>Pittsfield</u> | <u>North Country</u> | <u>Con Ops (PWS)</u> | <u>Real Estate (TSC)¹</u> | <u>Total</u> | <u>Check Total</u> |
| Direct Allocable Costs | 0 | 0 | - | - | - | 0 | - | \$ - |
| | N/A | N/A | | | | N/A | | |

| Summary of Allocations | | | | | | | | |
|-------------------------------|----------------|---------------|-------------------|----------------------|----------------------|--------------------------|----------------|------------------------|
| | <u>PWW</u> | <u>PEU</u> | <u>Pittsfield</u> | <u>North Country</u> | <u>Con Ops (PWS)</u> | <u>Real Estate (TSC)</u> | <u>Totals</u> | |
| Tier 1 | (13,697) | (3,848) | (255) | - | (505) | - | (18,305) | |
| Tier 2 | 84,058 | 23,631 | 1,562 | - | 7,134 | - | 116,385 | |
| Tier 3 | 231,301 | 64,828 | - | - | 19,641 | - | 315,770 | |
| Tier 4 | 26,961 | 7,575 | 501 | - | - | - | 35,037 | |
| PWSC only and PAC only | - | - | - | - | - | - | - | unallocated TSC |
| Total Allocations | <u>328,623</u> | <u>92,186</u> | <u>1,808</u> | <u>-</u> | <u>26,270</u> | <u>-</u> | <u>448,887</u> | Check Total |
| | 73.21% | 20.54% | 0.40% | 0.00% | 5.85% | 0.00% | 100.00% | |

| Summary Transfers from PWW Operating to Other Companies | | |
|--|--------------------|---------------------|
| Full Year Amounts | | |
| | <u>Annual Amts</u> | <u>Monthly Amts</u> |
| PWW operating expense allocation - PWW | \$ (120,264) | \$ (10,022) |
| PWW operating expense allocation - PEU | \$ 92,186 | \$ 7,682 |
| PWW operating expense allocation - Pittsfield | \$ 1,808 | \$ 151 |
| PWW operating expense allocation - PCP | \$ - | \$ - |
| PWW operating expense allocation - PWS | \$ 26,270 | \$ 2,189 |
| PWW operating expense allocation - TSC | \$ - | \$ - |
| Check Totals | \$ - | \$ - |

Pennichuck Corporation
Mgmt Fee Expense Allocation (to other Subsidiary Companies)
For Month Ending 12/31/2022

| | |
|---|----------------|
| Professional Fees | 39,177 |
| D&O Insurance | 38,546 |
| Annual Report Cost & Meeting | - |
| Auditors Expense/SEC Legal | 118,548 |
| Corp Governance Legal/American Stock Transfer | - |
| Directors Fees & Meetings/Corporate Secretary | - |
| EDGAR Filing/NASDAQ/All Other Misc | - |
| Board of Directors | 145,780 |
| Board of Directors Education & Training | - |
| Total Allocable Expense | 342,051 |

| Allocation Calculation - Level 1 (All Companies) | | | | | | | | |
|---|----------------|---------------|-------------------|------------------------|----------------------|--------------------------|----------------|----------------------|
| | <u>PWW</u> | <u>PEU</u> | <u>Pittsfield</u> | <u>Total Regulated</u> | <u>Con Ops (PWS)</u> | <u>Real Estate (TSC)</u> | <u>Total</u> | |
| Revenues | \$ 39,836,656 | \$ 12,504,453 | \$ 869,137 | \$ 53,210,246 | \$ 2,857,868 | \$ - | \$ 56,068,114 | |
| Financial Prelims | 71.05% | 22.30% | 1.55% | | 5.10% | 0.00% | 100.00% | |
| Total Assets | \$ 273,939,224 | \$ 74,064,373 | \$ 4,185,387 | \$ 352,188,984 | \$ 190,644 | \$ - | \$ 352,379,628 | |
| Financial Prelims | 77.74% | 21.02% | 1.19% | | 0.05% | 0.00% | 100.00% | |
| Average Percentage | 74.40% | 21.66% | 1.37% | | 2.58% | 0.00% | 100.00% | |
| Allocation of Allocable Expenses | 254,469 | 74,088 | 4,683 | \$ 333,240 | 8,810 | - | \$ 342,050 | Check Total 2 |

| Summary Transfers from PCP Operating to Other Companies - Full Year Amounts | | | |
|--|------------------|------------------------|--------------------|
| | <u>YTD Costs</u> | <u>Current Balance</u> | <u>Monthly Adj</u> |
| PCP Mgmt Fee Expense Allocation - PCP | \$ (342,050) | \$ (342,048) | (2) |
| PCP Mgmt Fee Expense Allocation - PWW | \$ 254,469 | \$ 255,283 | (814) |
| PCP Mgmt Fee Expense Allocation - PEU | \$ 74,088 | \$ 73,319 | 769 |
| PCP Mgmt Fee Expense Allocation - PAC | \$ 4,683 | \$ 4,638 | 45 |
| PCP Mgmt Fee Expense Allocation - PWS | \$ 8,810 | \$ 8,808 | 2 |
| PCP Mgmt Fee Expense Allocation - TSC | \$ - | \$ - | - |
| Check Totals | \$ - | \$ - | \$ - |

Summary of 2022 Allocated Costs
Year to Date Costs through December 31, 2022
Pennichuck Corporation and Subsidiaries
(Dollar amounts in \$ 000's)

| | <u>Penn Water</u> | <u>Penn East</u> | <u>Pittsfield</u> | <u>Total Regulated</u> | <u>Con Ops(PWSC)</u> | <u>Real Estate(TSC)</u> | <u>Total</u> |
|---|---------------------|---------------------|-------------------|------------------------|----------------------|-------------------------|----------------------|
| Allocated Corporate Costs | \$ 254,469 | \$ 74,088 | \$ 4,683 | \$ 333,240 | \$ 8,810 | \$ - | \$ 342,050 |
| % | 74.4% | 21.7% | 1.4% | 97.4% | 2.6% | 0.0% | 100.0% |
| Allocated Return on Common Assets | 328,623 | 92,186 | 1,808 | \$ 422,617 | 26,270 | - | \$ 448,887 |
| % | 73.2% | 20.5% | 0.4% | 94.1% | 5.9% | 0.0% | 100.0% |
| Allocated Pennichuck Water Costs - Work Orders | 1,840,843 | 651,162 | 58,313 | \$ 2,550,318 | 261,614 | - | \$ 2,811,932 |
| % | 65.5% | 23.2% | 2.1% | 90.7% | 9.3% | 0.0% | 100.0% |
| Allocated Pennichuck Water Costs - Management Fee | 7,414,022 | 2,130,274 | 141,914 | \$ 9,686,210 | 501,991 | - | \$ 10,188,201 |
| % | 72.8% | 20.9% | 1.4% | 95.1% | 4.9% | 0.0% | 100.0% |
| Total Allocated 2022 Costs | \$ 9,837,960 | \$ 2,947,711 | \$ 206,718 | \$ 12,992,388 | \$ 798,685 | \$ - | \$ 13,791,073 |
| % | 71.3% | 21.4% | 1.5% | 94.2% | 5.8% | 0.0% | 100.0% |

PREPARED BY: _____

DATE: _____

REVIEWED & APPROVED BY: _____

DATE: _____

| Summary of 2022 Allocated Costs | | | | | | | | | |
|--|------------|-----------|------------|-----------------|---------------|------------------|------------|--|--|
| Year to Date Costs through December 31, 2022 | | | | | | | | | |
| Pennichuck Corporation | | | | | | | | | |
| (Dollar amounts in \$ 000's) | | | | | | | | | |
| | Penn Water | Penn East | Pittsfield | Total Regulated | Con Ops(PWSC) | Real Estate(TSC) | Total | | |
| Allocated Corporate Costs | \$ 254,469 | \$ 74,088 | \$ 4,683 | \$ 333,240 | \$ 8,810 | \$ - | \$ 342,050 | | |
| % | 74.4% | 21.7% | 1.4% | 97.4% | 2.6% | 0.0% | 100.0% | | |

| Summary Transfers from PCP Operating to Other Companies - Full Year Amounts | | | |
|---|--------------|-----------------|-------------|
| | YTD Costs | Current Balance | Monthly Adj |
| PCP Mgmt Fee Expense Allocation - PCP | \$ (342,050) | (342,048) | (2) |
| PCP Mgmt Fee Expense Allocation - PWW | \$ 254,469 | 255,283 | (814) |
| PCP Mgmt Fee Expense Allocation - PEU | \$ 74,088 | 73,319 | 769 |
| PCP Mgmt Fee Expense Allocation - PAC | \$ 4,683 | 4,638 | 45 |
| PCP Mgmt Fee Expense Allocation - PWS | \$ 8,810 | 8,808 | 2 |
| PCP Mgmt Fee Expense Allocation - TSC | \$ - | - | - |
| Check Totals | \$ - | \$ - | \$ - |

| Summary of 2022 Allocated Costs | | | | | | | | | |
|---|--------------|--------------|------------|-----------------|---------------|------------------|---------------|--|--|
| Year to Date Costs through December 31, 2022 | | | | | | | | | |
| Pennichuck Water Works | | | | | | | | | |
| (Dollar amounts in \$ 000's) | | | | | | | | | |
| | Penn Water | Penn East | Pittsfield | Total Regulated | Con Ops(PWSC) | Real Estate(TSC) | Total | | |
| Allocated Return on Common Assets | 328,623 | 92,186 | 1,808 | \$ 422,617 | 26,270 | - | \$ 448,887 | | |
| % | 73.2% | 20.5% | 0.4% | 94.1% | 5.9% | 0.0% | 100.0% | | |
| Allocated Pennichuck Water Costs - Work Orders | 1,840,843 | 651,162 | 58,313 | \$ 2,550,318 | 261,614 | - | \$ 2,811,932 | | |
| % | 65.5% | 23.2% | 2.1% | 90.7% | 9.3% | 0.0% | 100.0% | | |
| Allocated Pennichuck Water Costs - Management Fee | 7,414,022 | 2,130,274 | 141,914 | \$ 9,686,210 | 501,991 | - | \$ 10,188,201 | | |
| % | 72.8% | 20.9% | 1.4% | 95.1% | 4.9% | 0.0% | 100.0% | | |
| Total Allocated 2022 Costs | \$ 9,583,488 | \$ 2,873,622 | \$ 202,035 | \$ 12,659,145 | \$ 789,875 | \$ - | \$ 13,449,020 | | |
| % | 71.3% | 21.4% | 1.5% | 94.1% | 5.9% | 0.0% | 100.0% | | |

| Summary Transfers from PWW Operating to Other Companies - Full Year Amounts | | | |
|---|----------------|-----------------|--------------------|
| | YTD Costs | Current Balance | Monthly Adjustment |
| PWW operating expense allocation - PWW | \$ (3,865,532) | (3,933,006) | \$ 67,474 |
| PWW operating expense allocation - PEU | \$ 2,873,622 | 2,927,978 | \$ (54,356) |
| PWW operating expense allocation - PAC | \$ 202,035 | 205,456 | \$ (3,421) |
| PWW operating expense allocation - PCP | \$ - | - | \$ - |
| PWW operating expense allocation - PWS | \$ 789,875 | 799,572 | \$ (9,697) |
| PWW operating expense allocation - TSC | \$ - | - | \$ - |
| Check Totals | \$ (0) | \$ - | \$ - |



Step Allocation of Benefits thru 12/31/21

| 2022 Benefits | Non-Union Wage | | | Total with Adjustments |
|--|-------------------|------------------|--------------------|--|
| | Total Dollars | Portion | Union Wage Portion | |
| Officer's Life Insurance | 6,303 | 6,303 | - | 6,303 |
| Pension - DB Plan | 1,610,316 | 941,526 | 668,790 | 1,610,316 |
| Group Pension: 401K | 306,372 | 179,131 | 127,241 | 306,372 |
| Post Retirement Health Expense | - | - | - | - |
| Post Employment Health Expense | 381,684 | 221,909 | - | 221,909 |
| Group Health Insurance | 2,311,236 | 1,343,742 | 967,494 | 2,311,236 |
| Health Insurance: Opt Out | 22,500 | 13,081 | 9,419 | 22,500 |
| Group Dental | 242,520 | 141,000 | 101,520 | 242,520 |
| Group Life/Disability Insurance | 42,900 | 24,942 | 17,958 | 42,900 |
| Misc Employee Benefits | 20,464 | 11,898 | 8,566 | 20,464 |
| Tuition Reimbursements | 19,000 | 11,047 | 7,953 | 19,000 |
| Training Educational Seminars | 169,781 | 19,000 | 150,781 | 169,781 |
| Boot & Clothing Allowance-OPS | 485,949 | - | 485,949 | 485,949 |
| Boot & Clothing Allowance-CS-Union | - | - | - | - |
| Boot & Clothing Allowance-WTP | 293,680 | - | 293,680 | 293,680 |
| Vacation Earned YTD (per Acc Vac Rpt) Union Only | 57,542 | - | 63,678 | 63,678 |
| Payroll Taxes: | | | | |
| Employer FICA/Medicare | 737,990 | 431,491 | 306,499 | 737,990 |
| FUTA | 7,250 | 4,239 | 3,011 | 7,250 |
| SUI | 37,451 | 21,897 | 15,554 | 37,451 |
| Total Benefits | 6,752,937 | 3,371,206 | 3,228,093 | 6,599,299 |
| Benefits % (of wages) | 65.4% | 54.20% | 73.06% | Update in City Works for new year |
| Total Wages thru 12/31/21 | 10,277,959 | 6,037,929 | 4,240,029 | Wages per Payroll (Proliant) Year End Payroll Accrual Entry Current Year end Payroll Accrual |
| Less: Accrued Wages 12/31/20 | (145,429) | (87,011) | (58,419) | |
| Add: Accrued Wages thru current year-end | 198,082 | 81,913 | 116,170 | |
| Grand Total Wages | 10,330,612 | 6,032,831 | 4,297,780 | |
| Grand Total Wages + 2021 wage increases | 10,637,967 | 6,219,849 | 4,418,118 | Non-union 3.1% - Union 2.80% |
| % | 100.0% | 58.4% | 41.6% | |
| Total Headcount | 129 | 75 | 54 | |
| (Excluding Summer Help) | 100.0% | 58.1% | 41.9% | |

| Health Insurance Calculation | | |
|--|-----------|-----------|
| 2022 Budget YTD | 2,311,236 | |
| 2022 - Union % (Based on Actual Participation at 01/01/2022) | 41.86% | 967,494 |
| 2022- Non-Union % (Based on Actual Participation @ 01/01/2022) | 58.14% | 1,343,742 |
| | 100.00% | 2,311,236 |

| Employer FICA/Medicare | | |
|------------------------|---------|--------------------------|
| | 737,990 | actual + % wage increase |
| Union | 306,499 | |
| Non-Union | 431,491 | |
| | 737,990 | |

| Dental Insurance Calculation | | |
|--|---------|---------|
| 2022 Budget YTD | 242,520 | |
| 2022 - Union % (Based on Actual Participation at 01/01/2022) | 41.86% | 101,520 |
| 2022- Non-Union % (Based on Actual Participation @ 01/01/2022) | 58.14% | 141,000 |
| | 100.00% | 242,520 |

| Group Pension: 401K | | |
|---------------------|---------|--------|
| | 306,372 | Budget |
| Union | 127,241 | |
| Non-Union | 179,131 | |
| | 306,372 | |

| Grand Total Wages Calculation | | | |
|-------------------------------|------------|-------|------------|
| Union | 4,297,780 | 2.80% | 4,418,118 |
| Non-Union | 6,032,831 | 3.10% | 6,219,849 |
| | 10,330,612 | | 10,637,967 |

| Vacation Earned YTD | | | |
|--------------------------------|--------|--------|-------|
| Union Carryover | 57,542 | 59,153 | 2.80% |
| | | 7.65% | |
| Total including FICA & MED Tax | | 63,678 | |

TAB 40

Summary of Rate Case Expenses and Estimate

Puc 1905.01(a)

Rate Case Expense Report - #1

Puc 1905.01(a)

Pursuant to N.H. Code Admin. R. Puc 1905.01(a), PWW, PEU, and PAC hereby provide the following rate case expense information:

1. Puc 1905.01(a)(1)(a), The name of the service provider

N.H. Brown Law, PLLC (for legal services)
Concentric Energy Advisors, Inc. (for cost of service study)
Direct Mail of Maine, Inc. (DMM)

2. Puc 1905.01(a)(1)(b), The procurement process

PWW, PEU, and PAC conducted a thorough, competitively bid selection process to secure outside consultant services for its rate case. PWW solicited proposals and interviewed multiple firms. The Companies selected N.H. Brown Law, PLLC for its legal services. The Companies selected Concentric Energy Advisors, Inc. for the cost of service study. The Companies selected DMM for its print and marketing services through a prior competitive search.

3. Puc 1905.01(a)(1)(c), The amount of the expense

To date, legal and consulting services have not yet been billed.

4. Puc 1905.01(a)(1)(d), A description of the charge or service rendered

Please also see response to item #1 and #2 above.

5. Puc 1905.01(a)(2) A list of all services to be rendered on behalf of the utility in the full rate case by any vendor; and

There are no additional vendors than listed above.

6. Puc 1905.01(a)(3), The total estimated costs of each service.

NH Brown Law, PLLC legal fees are projected to cost \$80,000.
Concentric Energy Advisors, Inc. services are projected to cost approximately \$60,000.
DMM's services are projected to cost approximately \$70,000.
PWW, PEU, and PAC have budgeted \$7,000 for the Commission's transcription costs.