

Anticipated Cost of Gas
New Hampshire Division
Period Covered: May 1, 2013 - October 31, 2013

(Col 1)	(Col 2)	(Col 3)
<u>ANTICIPATED DIRECT COST OF GAS</u>		
Purchased Gas:		
Demand Costs:	\$684,707	
Supply Costs:	\$2,920,655	
Storage & Peaking Gas:		
Demand, Capacity:	\$365,241	
Commodity Costs:	\$21,832	
Hedging (Gain)/Loss	(\$1,664)	
Interruptible Included Above	\$0	
Inventory Finance Charge	\$0	
Capacity Release, Asset Management, PNGTS Cost	\$0	
	<hr/>	
Total Anticipated Direct Cost of Gas		<u>\$3,990,771</u>
<u>ANTICIPATED INDIRECT COST OF GAS</u>		
Adjustments:		
Prior Period Under/(Over) Collection	\$147,647	
Interest	\$2,290	
Refunds	\$0	
<u>Interruptible Margins</u>	\$0	
Total Adjustments	<hr/>	\$149,937
Working Capital:		
Total Anticipated Direct Cost of Gas	\$3,990,771	
Working Capital Percentage	0.082%	
Working Capital Allowance	\$3,287	
Plus: Working Capital Reconciliation (Acct 182.11)	<hr/>	
	\$1,289	
Total Working Capital Allowance		\$4,576
Bad Debt:		
Bad Debt Allowance	\$18,660	
Plus: Bad Debt Reconciliation (Acct 182.16)	(\$19,277)	
Total Bad Debt Allowance		(\$617)
Local Production and Storage Capacity		\$0
Miscellaneous Overhead-21.83% Allocated to Summer Season		\$89,856
Total Anticipated Indirect Cost of Gas		\$243,752
Total Cost of Gas		<u>\$4,234,523</u>

Issued: May 2, 2013
 Effective Date: May 1, 2013

Issued By:



Treasurer

Authorized by NHPUC Order No. 25,503 in Docket No. DG 13-083, dated April 30, 2013

CALCULATION OF FIRM SALES COST OF GAS RATE

Period Covered: May 1, 2013 - October 31, 2013

(Col 1)	(Col 2)	(Col 3)
Total Anticipated Direct Cost of Gas	\$3,990,771	
Projected Prorated Sales (05/01/13 - 10/31/13)	7,625,909	
Direct Cost of Gas Rate		\$0.5233 per therm
Demand Cost of Gas Rate	\$1,049,948	\$0.1377 per therm
Commodity Cost of Gas Rate	<u>\$2,940,823</u>	<u>\$0.3856</u> per therm
Total Direct Cost of Gas Rate	\$3,990,771	\$0.5233 per therm
Total Anticipated Indirect Cost of Gas	\$243,752	
Projected Prorated Sales (05/01/13 - 10/31/13)	7,625,909	
Indirect Cost of Gas		\$0.0320 per therm
TOTAL PERIOD AVERAGE COST OF GAS		\$0.5553 per therm

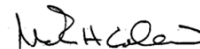
RESIDENTIAL COST OF GAS RATE - 05/01/13	COGwr	0.5553 per therm
	Maximum (COG+25%)	\$0.6941

COM/IND LOW WINTER USE COST OF GAS RATE - 05/01/13	COGwl	\$0.5180 per therm
	Maximum (COG+25%)	\$0.6475

C&I HLF DEMAND COSTS ALLOCATED PER SMBA	\$152,359
PLUS: RESIDENTIAL DEMAND REALLOCATION TO C7I HLF	<u>\$5,652</u>
C&I HLF TOTAL ADJUSTED DEMAND COSTS	\$158,011
C&I HLF PROJECTED PRORATED SALES (05/01/13 - 10/31/13)	1,574,665
DEMAND COST OF GAS RATE	\$0.1003
C&I HLF COMMODITY COSTS ALLOCATED PER SMBA	\$607,230
PLUS: RESIDENTIAL COMMODITY COSTS	<u>\$50</u>
C&I HLF TOTAL ADJUSTED COMMODITY COSTS	\$607,280
C&I HLF PROJECTED PRORATED SALES (05/01/13 - 10/31/13)	1,574,665
COMMODITY COST OF GAS RATE	\$0.3857
INDIRECT COST OF GAS	<u>\$0.0320</u>
TOTAL C&I HLF COST OF GAS RATE	\$0.5180

COM/IND HIGH WINTER USE COST OF GAS RATE - 05/01/13	COGwh	\$0.5780 per therm
	Maximum (COG+25%)	\$0.7225

C&I LLF COMMODITY COSTS ALLOCATED PER SMBA	\$401,356
PLUS RESIDENTIAL DEMAND REALLOCATION TO C&I LLF	<u>\$14,888</u>
C&I LLF TOTAL ADJUSTED DEMAND COSTS	\$416,244
C&I LLF PROJECTED PRORATED SALES (05/01/13-10/31/13)	2,596,680
DEMAND COST OF GAS RATE	\$0.1603
C&I LLF COMMODITY COSTS ALLOCATED PER SMBA	\$1,001,380
PLUS: RESIDENTIAL COMMODITY REALLOCATION TO C&I LLF	<u>\$83</u>
C&I LLF TOTAL ADJUSTED COMMODITY COSTS	\$1,001,463
C&I LLF PROJECTED PRORATED SALES (05/01/13-10/31/13)	2,596,680
COMMODITY COST OF GAS RATE	\$0.3857
INDIRECT COST OF GAS	\$0.0320
TOTAL C&I LLF COST OF GAS RATE	\$0.5780




Local Delivery Adjustment Clause

Rate Schedule	RLIARA	DSM	ERC	ITM	RCE	RPC	LDAC
Residential Heating	\$0.0104	\$0.0403	\$0.0044	\$0.0000	\$0.0000	\$0.0000	\$0.0551
Residential Non-Heating	\$0.0104	\$0.0403	\$0.0044	\$0.0000	\$0.0000	\$0.0000	\$0.0551
Small C&I	\$0.0104	\$0.0118	\$0.0044	\$0.0000	\$0.0000	\$0.0000	\$0.0266
Medium C&I	\$0.0104	\$0.0118	\$0.0044	\$0.0000	\$0.0000	\$0.0000	\$0.0266
Large C&I	\$0.0104	\$0.0118	\$0.0044	\$0.0000	\$0.0000	\$0.0000	\$0.0266
No Previous Sales Service							

Issued: May 2, 2013

Effective: With Service Rendered On and After May 1, 2013

Authorized by NHPUC Order No. 25,503, in Docket No. DG 13-083, dated April 30, 2013.

Issued by: 
Title: Treasurer

NORTHERN UTILITIES - NEW HAMPSHIRE DIVISION
SUMMER SEASON RESIDENTIAL RATES


Summer Season May 2013 - October 2013		Tariff Rates	Total Delivery Rates (Includes LDAC)	Total Billed Rates Tariff Rates, LDAC Plus Cost of Gas
Residential Heating	<u>Tariff Rate R 5:</u>			
	Monthly Customer Charge	\$13.73	\$13.73	\$13.73
	First 50 therms	\$0.4410	\$0.4961	\$1.0514
	All usage over 50 therms	\$0.4410	\$0.4961	\$1.0514
	LDAC	\$0.0551		
	<u>Gas Cost Adjustment:</u> Cost of Gas	\$0.5553		
Residential Heating Low Income	<u>Tariff Rate R 10:</u>			
	Monthly Customer Charge	\$5.50	\$5.50	\$5.50
	First 50 therms	\$0.1764	\$0.2315	\$0.7868
	All usage over 50 therms	\$0.1764	\$0.2315	\$0.7868
	LDAC	\$0.0551		
	<u>Gas Cost Adjustment:</u> Cost of Gas	\$0.5553		
Residential Non-Heating	<u>Tariff Rate R 6:</u>			
	Monthly Customer Charge	\$13.73	\$13.73	\$13.73
	First 10 therms	\$0.3296	\$0.3847	\$0.9400
	All usage over 10 therms	\$0.3296	\$0.3847	\$0.9400
	LDAC	\$0.0551		
	<u>Gas Cost Adjustment:</u> Cost of Gas	\$0.5553		
Residential Non-Heating Low Income	<u>Tariff Rate R 11:</u>			
	Monthly Customer Charge	\$9.98	\$9.98	\$9.98
	First 10 therms	\$0.2499	\$0.3050	\$0.8603
	All usage over 10 therms	\$0.2499	\$0.3050	\$0.8603
	LDAC	\$0.0551		
	<u>Gas Cost Adjustment:</u> Cost of Gas	\$0.5553		

Issued: May 2, 2013

Effective: With Service Rendered On and After May 1, 2013

Authorized by NHPUC Order No. 25,503 in Docket No. DG 13-083, dated April 30, 2013

Issued by:



Title:

Treasurer

NORTHERN UTILITIES - NEW HAMPSHIRE DIVISION
SUMMER SEASON C&I RATES


Summer Season May 2013 - October 2013		Tariff Rates	Total Delivery Rates (Includes LDAC)	Total Billed Rates Tariff Rates, LDAC Plus Cost of Gas
C&I Low Annual/High Winter	<u>Tariff Rate G 40:</u> Monthly Customer Charge First 75 therms All usage over 75 therms LDAC <u>Gas Cost Adjustment:</u> Cost of Gas	\$31.40 \$0.2701 \$0.2226 \$0.0266 \$0.5780	\$31.40 \$0.2967 \$0.2492	\$31.40 \$0.8747 \$0.8272
C&I Low Annual/Low Winter	<u>Tariff Rate G 50:</u> Monthly Customer Charge First 75 therms All usage over 75 therms LDAC <u>Gas Cost Adjustment:</u> Cost of Gas	\$31.40 \$0.2701 \$0.2226 \$0.0266 \$0.5180	\$31.40 \$0.2967 \$0.2492	\$31.40 \$0.8147 \$0.7672
C&I Medium Annual/High Winter	<u>Tariff Rate G 41:</u> Monthly Customer Charge All usage LDAC <u>Gas Cost Adjustment:</u> Cost of Gas	\$94.21 \$0.1557 \$0.0266 \$0.5780	\$94.21 \$0.1823	\$94.21 \$0.7603
C&I Medium Annual/Low Winter	<u>Tariff Rate G 51:</u> Monthly Customer Charge First 1,000 therms All usage over 1,000 therms LDAC <u>Gas Cost Adjustment:</u> Cost of Gas	\$94.21 \$0.1325 \$0.1011 \$0.0266 \$0.5180	\$94.21 \$0.1591 \$0.1277	\$94.21 \$0.6771 \$0.6457
C&I High Annual/High Winter	<u>Tariff Rate G 42:</u> Monthly Customer Charge All usage LDAC <u>Gas Cost Adjustment:</u> Cost of Gas	\$314.05 \$0.1200 \$0.0266 \$0.5780	\$314.05 \$0.1466	\$314.05 \$0.7246
C&I High Annual/Low Winter	<u>Tariff Rate G 52:</u> Monthly Customer Charge All usage LDAC <u>Gas Cost Adjustment:</u> Cost of Gas	\$314.05 \$0.0694 \$0.0266 \$0.5180	\$314.05 \$0.0960	\$314.05 \$0.6140

Issued: May 2, 2013

Effective: With Service Rendered On and After May 1, 2013

Authorized by NHPUC Order No. 25,503 in Docket No. DG 13-083, dated April 30, 2013

Issued by:



Title:

Treasurer

NORTHERN UTILITIES - NEW HAMPSHIRE DIVISION
 SUMMER SEASON C&I RATES


Summer Season May 2013 - October 2013		Tariff Rates	Total Delivery Rates (Includes LDAC)
C&I Low Annual/High Winter	Tariff Rate T 40:		
	Monthly Customer Charge	\$31.40	\$31.40
	First 75 therms	\$0.2701	\$0.2967
	All usage over 75 therms	\$0.2226	\$0.2492
LDAC		\$0.0266	
C&I Low Annual/Low Winter	Tariff Rate T 50:		
	Monthly Customer Charge	\$31.40	\$31.40
	First 75 therms	\$0.2701	\$0.2967
	All usage over 75 therms	\$0.2226	\$0.2492
LDAC		\$0.0266	
C&I Medium Annual/High Winter	Tariff Rate T 41:		
	Monthly Customer Charge	\$94.21	\$94.21
	All usage	\$0.1557	\$0.1823
LDAC		\$0.0266	
C&I Medium Annual/Low Winter	Tariff Rate T 51:		
	Monthly Customer Charge	\$94.21	\$94.21
	First 1,000 therms	\$0.1325	\$0.1591
	All usage over 1,000 therms	\$0.1011	\$0.1277
LDAC		\$0.0266	
C&I High Annual/High Winter	Tariff Rate T 42:		
	Monthly Customer Charge	\$314.05	\$314.05
	All usage	\$0.1200	\$0.1466
LDAC		\$0.0266	
C&I High Annual/Low Winter	Tariff Rate T 52:		
	Monthly Customer Charge	\$314.05	\$314.05
	All usage	\$0.0694	\$0.0960
LDAC		\$0.0266	
C&I Interruptible Transportation	Tariff Rate IT:		
	Monthly Customer Charge	\$170.21	\$170.21
	First 20,000 therms	\$0.0407	\$0.0407
	All usage over 20,000 therms	\$0.0347	\$0.0347

Issued: May 2, 2013

Effective: With Service Rendered On and After May 1, 2013

Authorized by NHPUC Order No. 25,503 in Docket No. DG 13-083, dated April 30, 2013

Issued by:


 Title: