

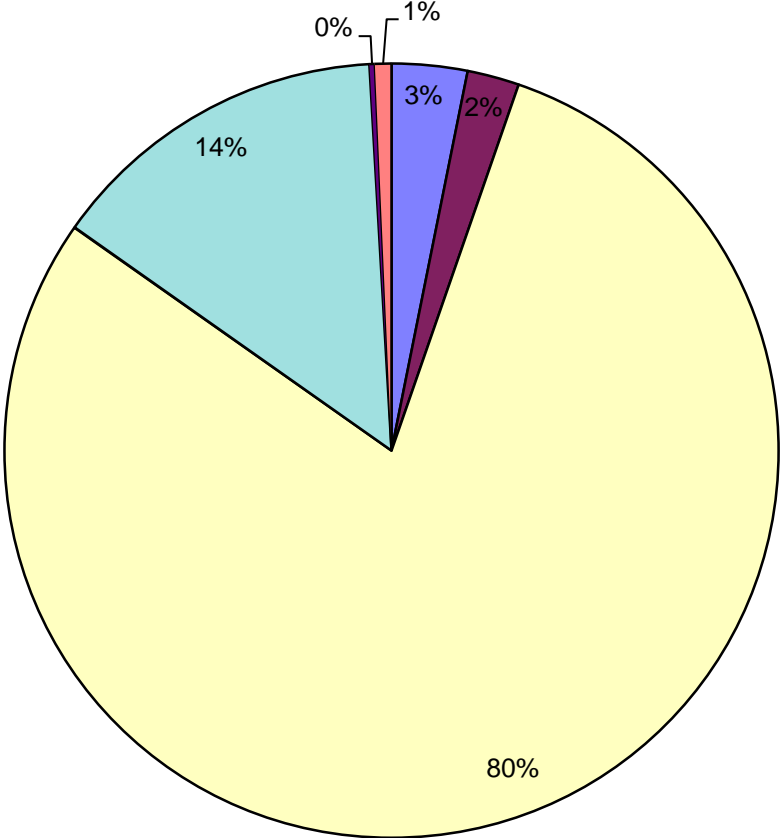
Jan-Sep, 2010

**NH CORE Energy Efficiency Program - 2010 Budget Details**

		(see Note 1)						
		Internal Adm	External Adm	Cust Rebts/Services	Internal Impl.	Marketing	Evaluation	Total
ENERGY STAR Homes		\$ 33,478	\$ 22,959	\$ 843,799	\$ 152,162	\$ 2,374	\$ 7,294	\$ 1,062,066
	National Grid	1,465	17,009	113,281	3,611	2	668	136,037
	NHEC	9,136	4,956	37,163	15,093	478	435	67,261
	PSNH	13,195	880	647,771	106,935	1,056	1,234	771,071
	Unitil	9,682	114	45,584	26,523	837	4,957	87,697
Home Energy Solutions		\$ 50,132	\$ 15,132	\$ 1,196,489	\$ 168,388	\$ 24,695	\$ 58,508	\$ 1,513,344
	National Grid	484	7,628	35,370	1,403	35	4,635	49,554
	NHEC	10,563	5,730	45,182	9,220	553	2,400	73,648
	PSNH	24,216	1,033	976,179	105,598	4,550	49,961	1,161,538
	Unitil	14,869	742	139,758	52,168	19,556	1,511	228,604
Energy Star Appliances		\$ 25,652	\$ 16,071	\$ 612,494	\$ 89,380	\$ 16,447	\$ 9,257	\$ 769,301
	National Grid	383	10,192	23,801	11,986	3,250	36	49,648
	NHEC	6,680	3,624	25,951	12,067	651	318	49,291
	PSNH	8,797		494,066	18,532	8,975	3,946	534,316
	Unitil	9,793	2,255	68,676	46,794	3,571	4,957	136,045
Home Energy Assistance		\$ 69,304	\$ 20,632	\$ 1,801,893	\$ 198,423	\$ 3,172	\$ 41,694	\$ 2,135,119
	National Grid	1,488	9,552	122,589	29,837	1,721	107	165,294
	NHEC	18,381	9,971	82,900	12,841	962	2,772	127,827
	PSNH	33,516		1,448,431	103,823	-	30,554	1,616,325
	Unitil	15,919	1,109	147,972	51,922	489	8,261	225,674
ENERGY STAR Lighting		\$ 27,219	\$ 20,158	\$ 391,469	\$ 101,487	\$ 70,602	\$ 21,201	\$ 632,136
	National Grid	281	16,511	8,413	7,285	2,169	1,882	36,542
	NHEC	3,549	1,925	9,565	13,510	186	169	28,904
	PSNH	13,195		353,728	35,087	50,395	14,066	466,471
	Unitil	10,194	1,722	19,763	45,605	17,851	5,084	100,220
Other Residential Programs		\$ 15,127	\$ 7,908	\$ 238,596	\$ 82,011	\$ 528	\$ 480	\$ 344,650
	National Grid							-
	NHEC	10,094	5,476	47,173	40,685	528	480	104,436
	PSNH	5,033		191,423	19,441	-	-	215,896
	Unitil (Home Energy Suite)		2,432		21,886			24,317
<b>Total Residential Programs</b>		<b>\$ 220,911</b>	<b>\$ 102,860</b>	<b>\$ 5,084,740</b>	<b>\$ 791,853</b>	<b>\$ 117,817</b>	<b>\$ 138,435</b>	<b>\$ 6,456,616</b>
New Equipment & Construction		\$ 44,370	\$ 15,412	\$ 684,390	\$ 246,311	\$ 23,241	\$ 33,625	\$ 1,047,348
	National Grid	1,325	14,495	104,563	60,081	820	7,125	188,410
	NHEC	1,691	917	6,856	10,212	190	80	19,946
	PSNH	29,295		572,971	149,332	3,233	19,811	774,642
	Unitil	12,059	-	-	26,685	18,998	6,609	64,351
Large C&I Retrofit		\$ 60,616	\$ 23,149	\$ 983,535	\$ 400,004	\$ 29,805	\$ 26,255	\$ 1,523,364
	National Grid	2,902	22,007	239,085	71,678	2,115	3,522	341,308
	NHEC	1,800	977	4,364	15,611	202	86	23,040
	PSNH	36,844		691,855	263,499	3,193	12,183	1,007,573
	Unitil	19,070	165	48,231	49,217	24,296	10,464	151,443
Small Business Energy Solutions		\$ 54,487	\$ 6,701	\$ 1,111,479	\$ 380,578	\$ 10,354	\$ 27,986	\$ 1,591,584
	National Grid	634	4,798	105,962	4,686	7,623	4,565	128,269
	NHEC	1,678	910	484	19,324	757	80	23,233
	PSNH	34,716		873,401	303,972	-	13,223	1,225,313
	Unitil	17,458	993	131,632	52,595	1,973	10,118	214,769
Other C&I Programs		\$ 8,252	\$ 2,946	\$ 54,639	\$ 44,999	\$ 169	\$ 7,429	\$ 118,434
	National Grid							-
	NHEC	662	1,127	2,907	3,783	169	32	8,680
	PSNH (Education, RFP, Smart Start)	7,590		51,732	24,847		7,397	91,566
	Unitil (Education, C&I Energy Suite)		1,819		16,369			18,188
<b>Total Non-Residential Programs</b>		<b>\$ 167,724</b>	<b>\$ 48,207</b>	<b>\$ 2,834,044</b>	<b>\$ 1,071,892</b>	<b>\$ 63,568</b>	<b>\$ 95,295</b>	<b>\$ 4,280,731</b>
<b>TOTAL (Both Sectors)</b>		<b>\$ 388,635</b>	<b>\$ 151,068</b>	<b>\$ 7,918,784</b>	<b>\$ 1,863,744</b>	<b>\$ 181,386</b>	<b>\$ 233,730</b>	<b>\$ 10,737,347</b>

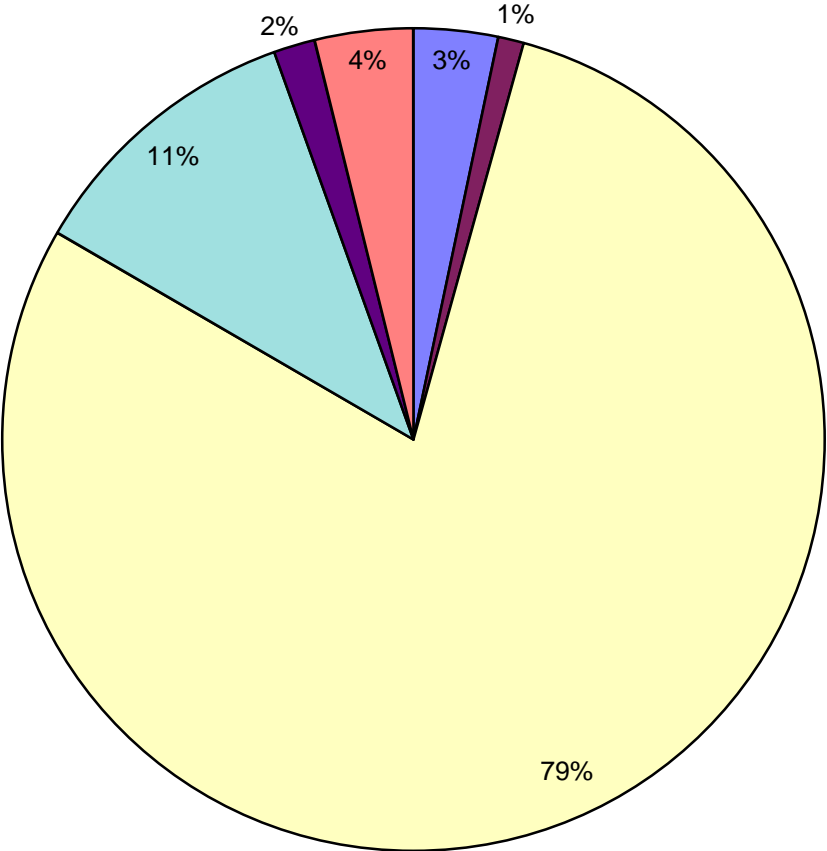
Note 1: Evaluation amounts are based on 5% of total budgets. Actual program expenses will vary from numbers shown.

**Energy Star Homes**



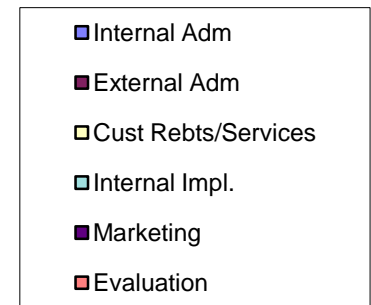
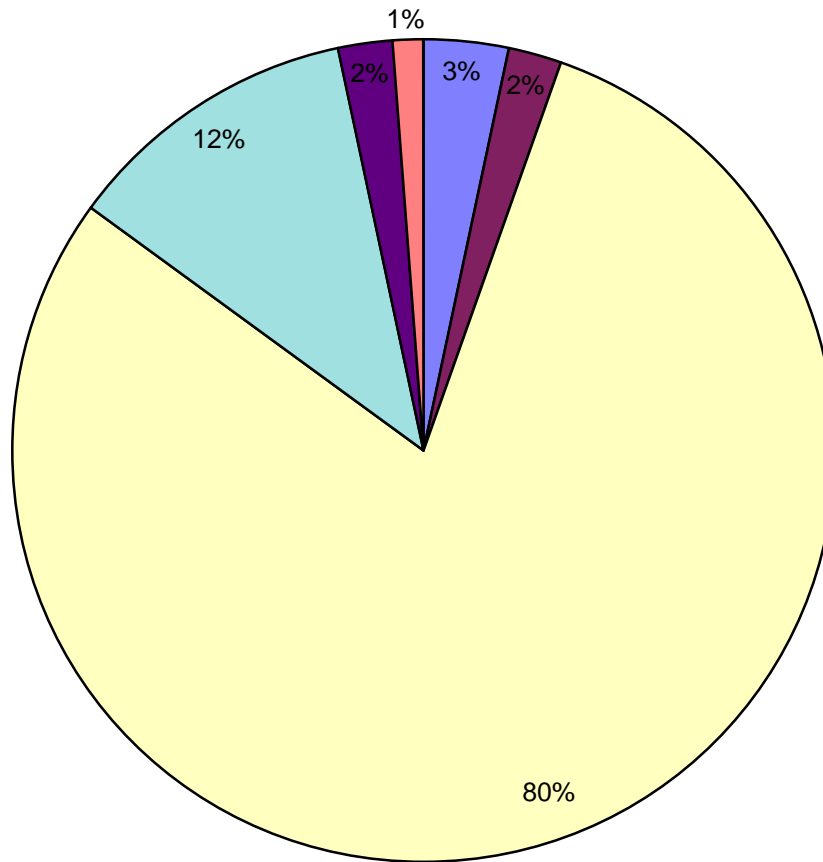
- Internal Adm
- External Adm
- Cust Rebts/Services
- Internal Impl.
- Marketing
- Evaluation

**Home Energy Solutions**

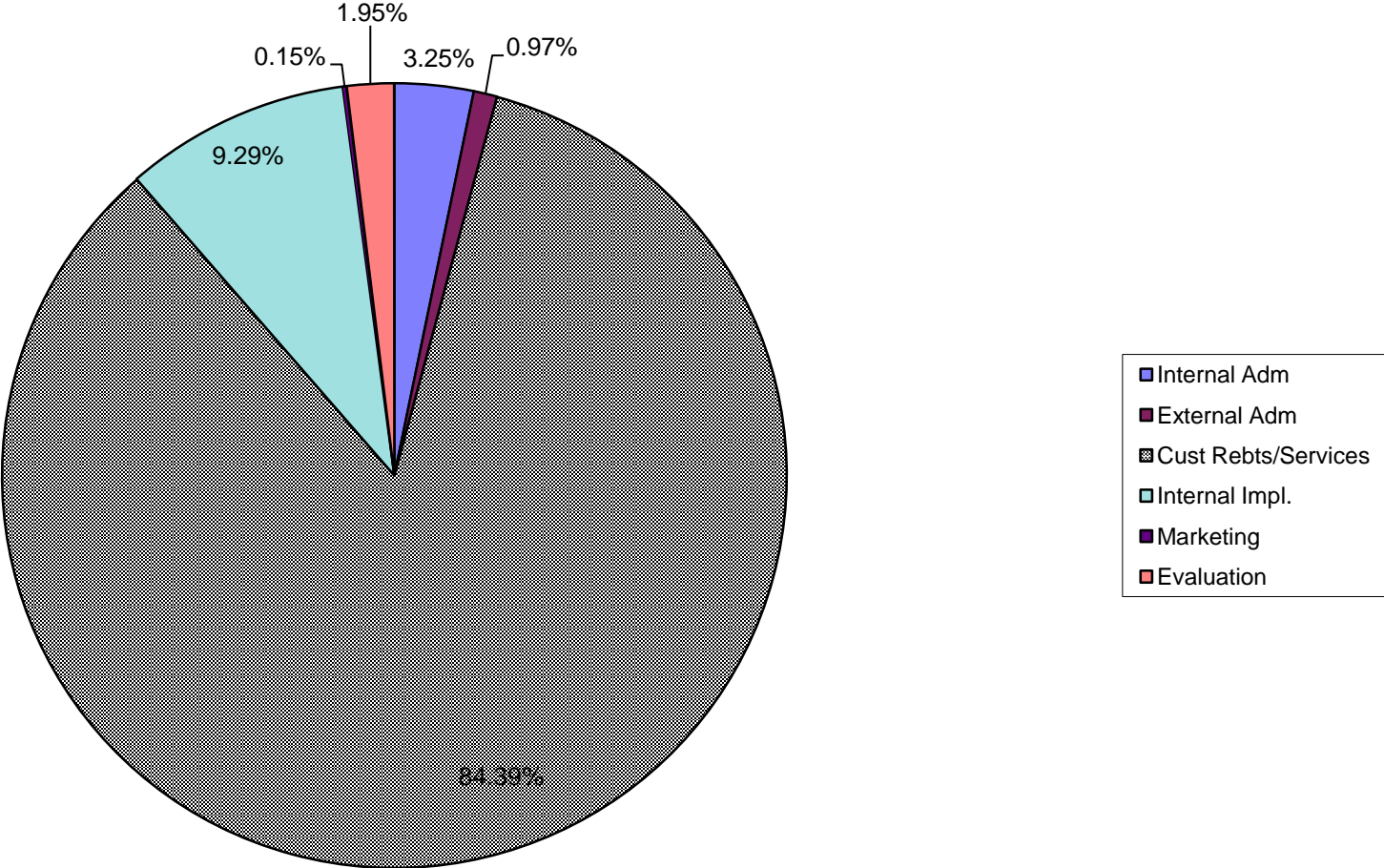


- Internal Adm
- External Adm
- Cust Rebts/Services
- Internal Impl.
- Marketing
- Evaluation

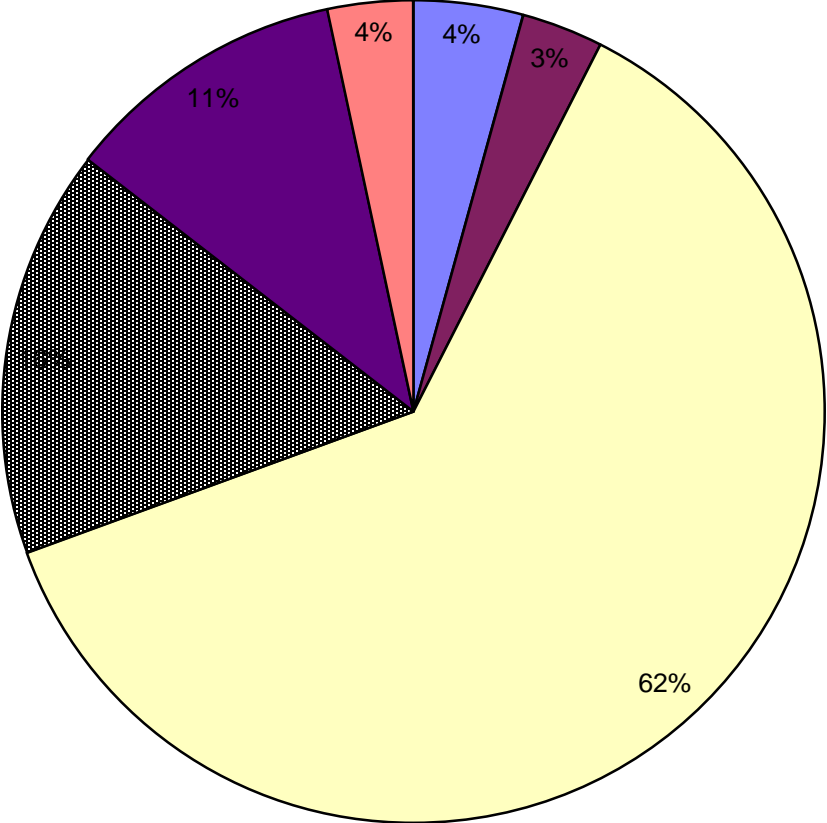
**Energy Star Appliances**



**Home Energy Assistance**

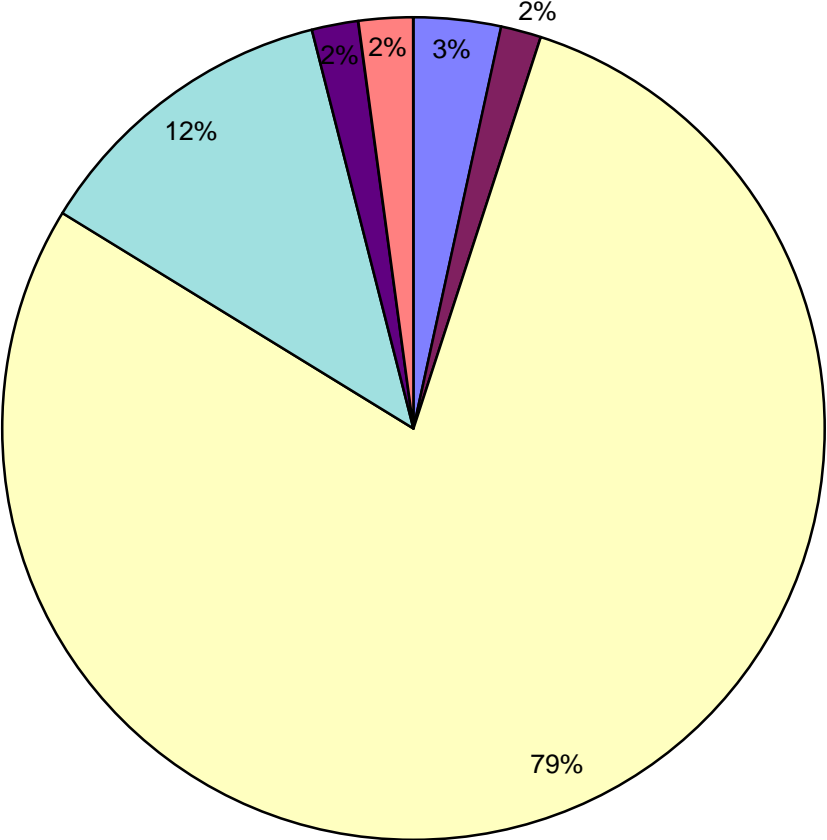


**Energy Star Lighting**



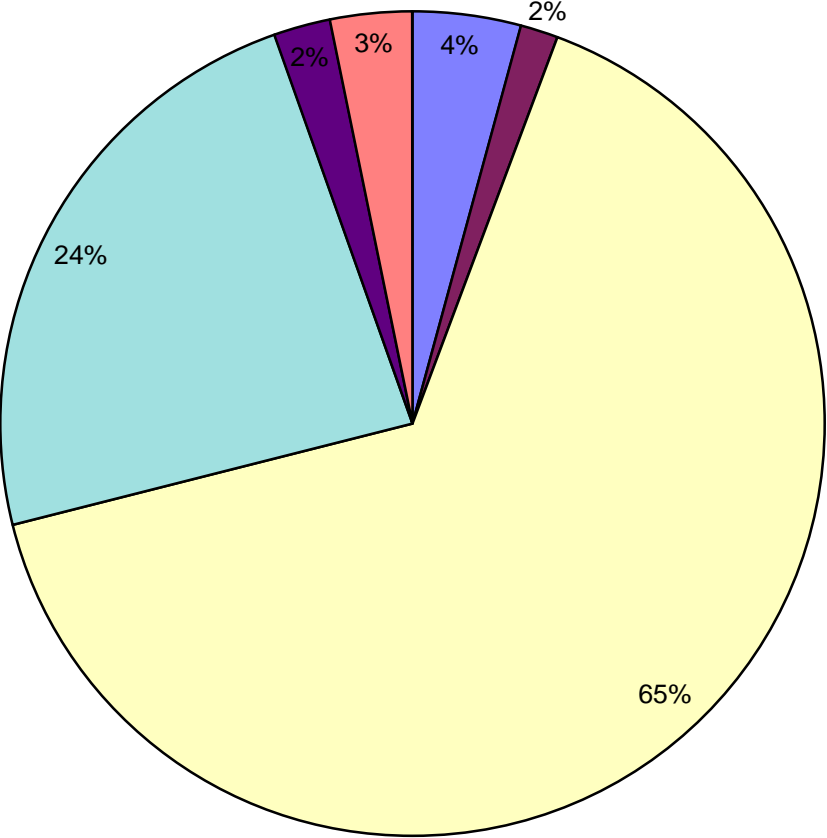
- Internal Adm
- External Adm
- Cust Rebts/Services
- Internal Impl.
- Marketing
- Evaluation

**Total Residential Programs**



- Internal Adm
- External Adm
- Cust Rebts/Services
- Internal Impl.
- Marketing
- Evaluation

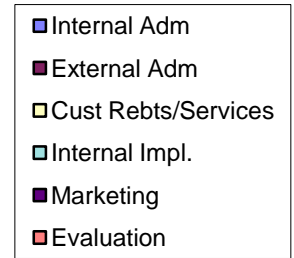
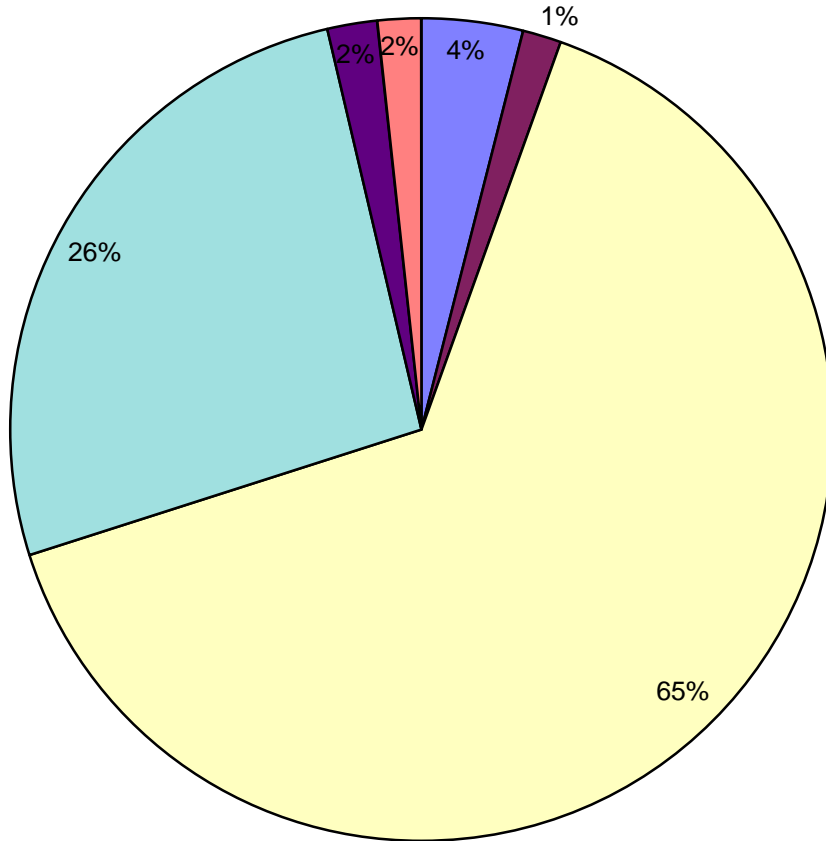
**New Construction**



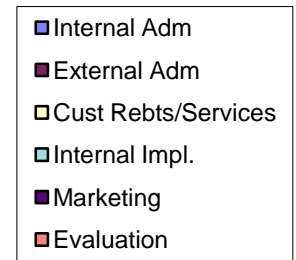
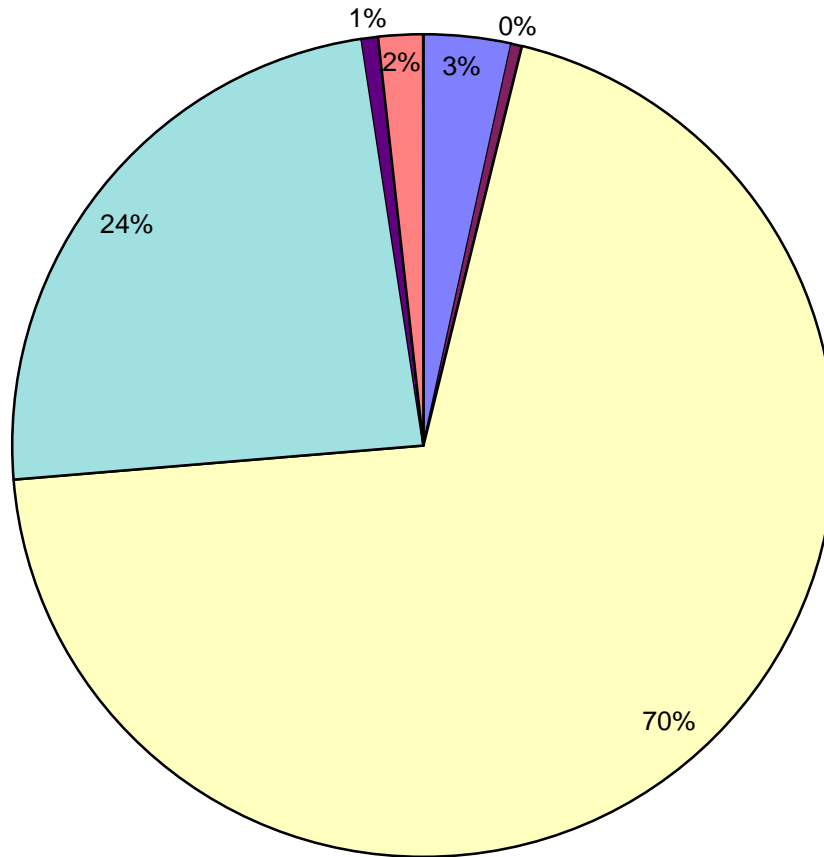
- Internal Adm
- External Adm
- Cust Rebts/Services
- Internal Impl.
- Marketing
- Evaluation



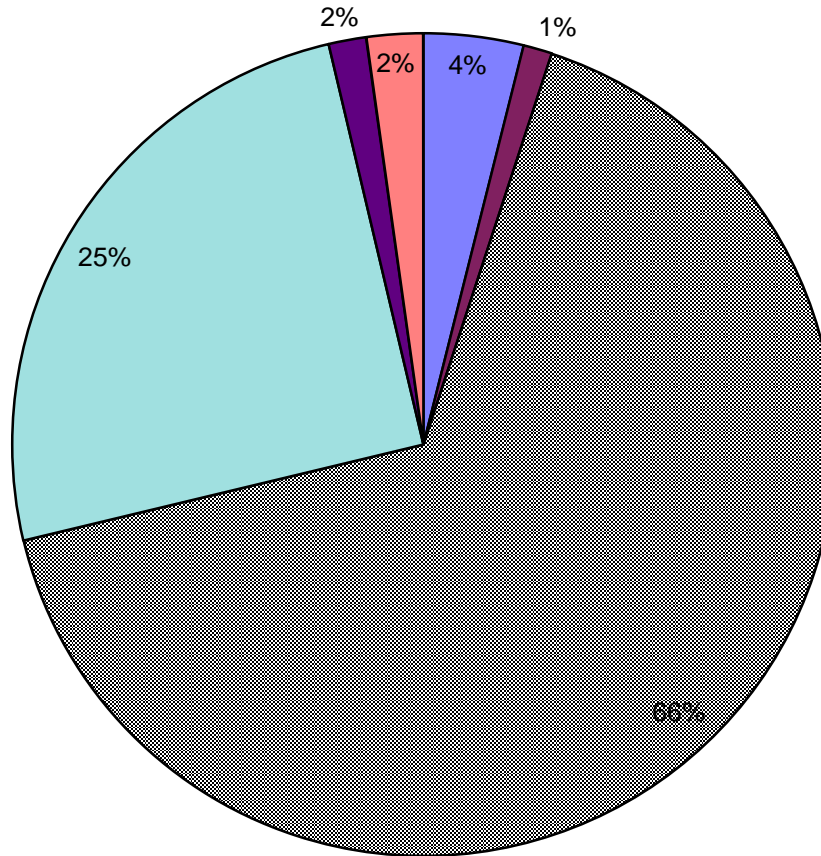
**Large Business Energy Solutions**



**Small Business Energy Solutions**



**Total Non-Residential Programs**



- Internal Adm
- External Adm
- Cust Rebts/Services
- Internal Impl.
- Marketing
- Evaluation

**Total Residential and Non-Residential Programs**

