

Tariff Sheets

Eleventh Revised Page No. 43
Calculation of proposed Cost of Gas Adjustment

Eleventh Revised Page No. 96
Rate Summary

Eleventh Revised Page No. 97
Rate Summary

CALCULATION OF FIRM SALES COST OF GAS RATE

Period Covered: May 1, 2016 - October 31, 2016

(Col 1)	(Col 2)	(Col 3)
Total Anticipated Direct Cost of Gas	\$3,024,024	
Projected Prorated Sales (05/01/16- 10/31/16)	9,940,234	
Direct Cost of Gas Rate		\$0.3042 per therm
Demand Cost of Gas Rate	\$933,408	\$0.0939 per therm
Commodity Cost of Gas Rate	<u>\$2,090,615</u>	<u>\$0.2103</u> per therm
Total Direct Cost of Gas Rate	\$3,024,023	\$0.3042 per therm
Total Anticipated Indirect Cost of Gas	\$153,163	
Projected Prorated Sales (05/01/16- 10/31/16)	9,940,234	
Indirect Cost of Gas		\$0.0154 per therm
TOTAL PERIOD AVERAGE COST OF GAS		\$0.3196 per therm
Period ending under-collection as determined on 05/20/16	\$184,787	
Projected sales (06/01/16 - 10/31/16)	7,902,146	
Per unit change in Cost of Gas (06/01/16 - 10/31/16)	\$0.0234	
⁻¹ Under-collection w/o rate adjustment as contained in NUI's COG Report dated May 20, 2016		

RESIDENTIAL COST OF GAS RATE - 06/01/16	COGwr	\$0.3430	per therm
	Maximum (COG+25%)	\$0.4121	

RESIDENTIAL COST OF GAS RATE - 05/01/16	\$0.3196
CHANGE IN PER UNIT COST	\$0.0234
RESIDENTIAL COST OF GAS RATE - 06/01/16	\$0.3430

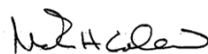
COM/IND LOW WINTER USE COST OF GAS RATE - 06/01/16	COGwl	\$0.3066	per therm
	Maximum (COG+25%)	\$0.3265	

COM/IND LOW WINTER USE COST OF GAS RATE - 05/01/16	\$0.2832
CHANGE IN PER UNIT COST	\$0.0234
COM/IND LOW WINTER USE COST OF GAS RATE - 06/01/16	\$0.3066

COM/IND HIGH WINTER USE COST OF GAS RATE - 06/01/16	COGwh	\$0.3853	per therm
	Maximum (COG+25%)	\$0.4524	

COM/IND HIGH WINTER USE COST OF GAS RATE - 05/01/16	\$0.3619
CHANGE IN PER UNIT COST	\$0.0234
COM/IND HIGH WINTER USE COST OF GAS RATE - 06/01/16	\$0.3853

Issued: May 20, 2016
Effective Date: June 1, 2016
Authorized by NHPUC Order No. 25,891, in Docket No. DG 16-309, dated April 29, 2016.

Issued By: 
Senior Vice President

NORTHERN UTILITIES - NEW HAMPSHIRE DIVISION
SUMMER SEASON RESIDENTIAL RATES

Summer Season May 2016 - October 2016		Tariff Rates	Total Delivery Rates (Includes LDAC)	Total Billed Rates Tariff Rates, LDAC Plus Cost of Gas
Residential Heating	<u>Tariff Rate R 5:</u>			
	Monthly Customer Charge	\$21.36	\$21.36	\$21.36
	First 50 therms	\$0.5449	\$0.5823	\$0.9253
	All usage over 50 therms	\$0.5449	\$0.5823	\$0.9253
	LDAC	\$0.0374		
	<u>Gas Cost Adjustment:</u>			
	Cost of Gas	\$0.3430		
Residential Heating Low Income	<u>Tariff Rate R 10:</u>			
	Monthly Customer Charge	\$8.54	\$8.54	\$8.54
	First 50 therms	\$0.2179	\$0.2553	\$0.5983
	All usage over 50 therms	\$0.2179	\$0.2553	\$0.5983
	LDAC	\$0.0374		
	<u>Gas Cost Adjustment:</u>			
	Cost of Gas	\$0.3430		
Residential Non-Heating	<u>Tariff Rate R 6:</u>			
	Monthly Customer Charge	\$21.36	\$21.36	\$21.36
	First 10 therms	\$0.4214	\$0.4588	\$0.8018
	All usage over 10 therms	\$0.4214	\$0.4588	\$0.8018
	LDAC	\$0.0374		
	<u>Gas Cost Adjustment:</u>			
	Cost of Gas	\$0.3430		
Residential Non-Heating Low Income	<u>Tariff Rate R 11:</u>			
	Monthly Customer Charge	\$15.52	\$15.52	\$15.52
	First 10 therms	\$0.3196	\$0.3570	\$0.7000
	All usage over 10 therms	\$0.3196	\$0.3570	\$0.7000
	LDAC	\$0.0374		
	<u>Gas Cost Adjustment:</u>			
	Cost of Gas	\$0.3430		

Issued: May 20, 2016

Effective: With Service Rendered On and After June 1, 2016

Authorized by NHPUC Order No. 25,891 in Docket No. DG 16-309, dated April 29, 2016

Issued by:

Title:

Senior Vice President



NORTHERN UTILITIES - NEW HAMPSHIRE DIVISION
SUMMER SEASON C&I RATES

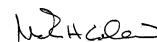
Summer Season May 2016 - October 2016		Tariff Rates	Total Delivery Rates (Includes LDAC)	Total Billed Rates Tariff Rates, LDAC Plus Cost of Gas
C&I Low Annual/High Winter	<u>Tariff Rate G 40:</u>			
	Monthly Customer Charge	\$67.45	\$67.45	\$67.45
	First 75 therms	\$0.1615	\$0.1838	\$0.5691
	All usage over 75 therms	\$0.1615	\$0.1838	\$0.5691
	LDAC	\$0.0223		
<u>Gas Cost Adjustment:</u>				
Cost of Gas		\$0.3853		
C&I Low Annual/Low Winter	<u>Tariff Rate G 50:</u>			
	Monthly Customer Charge	\$67.45	\$67.45	\$67.45
	First 75 therms	\$0.1615	\$0.1838	\$0.4904
	All usage over 75 therms	\$0.1615	\$0.1838	\$0.4904
	LDAC	\$0.0223		
<u>Gas Cost Adjustment:</u>				
Cost of Gas		\$0.3066		
C&I Medium Annual/High Winter	<u>Tariff Rate G 41:</u>			
	Monthly Customer Charge	\$196.73	\$196.73	\$196.73
	All usage	\$0.1622	\$0.1845	\$0.5698
	LDAC	\$0.0223		
	<u>Gas Cost Adjustment:</u>			
Cost of Gas		\$0.3853		
C&I Medium Annual/Low Winter	<u>Tariff Rate G 51:</u>			
	Monthly Customer Charge	\$196.73	\$196.73	\$196.73
	First 1,000 therms	\$0.1183	\$0.1406	\$0.4472
	All usage over 1,000 therms	\$0.0958	\$0.1181	\$0.4247
	LDAC	\$0.0223		
<u>Gas Cost Adjustment:</u>				
Cost of Gas		\$0.3066		
C&I High Annual/High Winter	<u>Tariff Rate G 42:</u>			
	Monthly Customer Charge	\$1,124.19	\$1,124.19	\$1,124.19
	All usage	\$0.1066	\$0.1289	\$0.5142
	LDAC	\$0.0223		
	<u>Gas Cost Adjustment:</u>			
Cost of Gas		\$0.3853		
C&I High Annual/Low Winter	<u>Tariff Rate G 52:</u>			
	Monthly Customer Charge	\$1,124.19	\$1,124.19	\$1,124.19
	All usage	\$0.0707	\$0.0930	\$0.3996
	LDAC	\$0.0223		
	<u>Gas Cost Adjustment:</u>			
Cost of Gas		\$0.3066		

Issued: May 20, 2016

Effective: With Service Rendered On and After June 1, 2016

Authorized by NHPUC Order No. 25,891 in Docket No. DG 16-309, dated April 29, 2016

Issued by:



Title: Senior Vice President

CALCULATION OF FIRM SALES COST OF GAS RATE

Period Covered: May 1, 2016 - October 31, 2016

(Col 1)	(Col 2)	(Col 3)
Total Anticipated Direct Cost of Gas	\$3,024,024	
Projected Prorated Sales (05/01/16- 10/31/16)	9,940,234	
Direct Cost of Gas Rate		\$0.3042 per therm
Demand Cost of Gas Rate	\$933,408	\$0.0939 per therm
Commodity Cost of Gas Rate	\$2,090,615	\$0.2103 per therm
Total Direct Cost of Gas Rate	\$3,024,023	\$0.3042 per therm
Total Anticipated Indirect Cost of Gas	\$153,163	
Projected Prorated Sales (05/01/16- 10/31/16)	9,940,234	
Indirect Cost of Gas		\$0.0154 per therm
TOTAL PERIOD AVERAGE COST OF GAS		\$0.3196 per therm

<u>Period ending over-collection as determined on 05/20/16¹</u>	<u>\$184,787</u>
<u>Projected sales (06/01/16 - 10/31/16)</u>	<u>7,902,146</u>
<u>Per unit change in Cost of Gas (06/01/16 - 10/31/16)</u>	<u>\$0.0234</u>

¹ Over-collection w/o rate adjustment as contained in NUI's COG Report dated June 18, 2016

RESIDENTIAL COST OF GAS RATE - 05/01/16 06/01/16	COGwr	\$0.3196 \$0.3430	per therm
	Maximum (COG+25%)	\$0.3995	
RESIDENTIAL WINTER USE COST OF GAS RATE - 05/01/16		\$0.3196	
CHANGE IN PER UNIT COST		\$0.0234	
RESIDENTIAL COST OF GAS RATE - 06/01/16		\$0.3430	

COM/IND LOW WINTER USE COST OF GAS RATE - 5/01/16 06/01/16	COGwl	\$0.2832 \$0.3066	per therm
	Maximum (COG+25%)	\$0.3540	
COM/IND LOW WINTER USE COST OF GAS RATE - 05/01/16		\$0.2832	
CHANGE IN PER UNIT COST		\$0.0234	
COM/IND LOW WINTER USE COST OF GAS RATE - 06/01/16		\$0.3066	

C&I HLF DEMAND COSTS ALLOCATED PER SMBA	\$173,267
PLUS: RESIDENTIAL DEMAND RELOCATION TO C7I HLF	\$26,630
C&I HLF TOTAL ADJUSTED DEMAND COSTS	\$199,897
C&I HLF PROJECTED PRORATED SALES (05/1/16-10/31/16)	3,477,731
DEMAND COST OF GAS RATE	\$0.0575
C&I HLF COMMODITY COSTS ALLOCATED PER SMBA	\$731,431
PLUS: RESIDENTIAL COMMODITY COSTS	\$36
C&I HLF TOTAL ADJUSTED COMMODITY COSTS	\$731,466
C&I HLF PROJECTED PRORATED SALES (05/1/16-10/31/16)	3,477,731
COMMODITY COST OF GAS RATE	\$0.2103
INDIRECT COST OF GAS	\$0.0154
TOTAL C&I HLF COST OF GAS RATE	\$0.2832

COM/IND HIGH WINTER USE COST OF GAS RATE - 05/01/16 06/01/16	COGwh	\$0.3619 \$0.3853	per therm
	Maximum (COG+25%)	\$0.4524	
COM/IND HIGH WINTER USE COST OF GAS RATE - 05/01/16		\$0.3619	
CHANGE IN PER UNIT COST		\$0.0234	
COM/IND HIGH WINTER USE COST OF GAS RATE - 06/01/16		\$0.3853	

C&I LLF COMMODITY COSTS ALLOCATED PER SMBA	\$353,322
PLUS: RESIDENTIAL DEMAND REALLOCATION TO C&I LLF	\$54,307
C&I LLF TOTAL ADJUSTED DEMAND COSTS	\$407,629
C&I LLF PROJECTED PRORATED SALES (05/1/16-10/31/16)	2,991,879
DEMAND COST OF GAS RATE	\$0.1362
C&I LLF COMMODITY COSTS ALLOCATED PER SMBA	\$629,248
PLUS: RESIDENTIAL COMMODITY REALLOCATION TO C&I LLF	\$30
C&I LLF TOTAL ADJUSTED COMMODITY COSTS	\$629,278
C&I LLF PROJECTED PRORATED SALES (05/1/16-10/31/16)	2,991,879
COMMODITY COST OF GAS RATE	\$0.2103
INDIRECT COST OF GAS	\$0.0154
TOTAL C&I LLF COST OF GAS RATE	\$0.3619

NORTHERN UTILITIES - NEW HAMPSHIRE DIVISION
SUMMER SEASON RESIDENTIAL RATES

Summer Season May 2016 - October 2016		Tariff Rates	Total Delivery Rates (Includes LDAC)	<u>Total Billed Rates</u> Tariff Rates, LDAC Plus Cost of Gas	
Residential Heating	<u>Tariff Rate R 5:</u>				
	Monthly Customer Charge	\$21.36	\$21.36	\$21.36	
	First 50 therms	\$0.5449	\$0.5895	\$0.9091	<u>\$0.9325</u>
	All usage over 50 therms	\$0.5449	\$0.5895	\$0.9091	<u>\$0.9325</u>
	LDAC	\$0.0374			
<u>Gas Cost Adjustment:</u>					
Cost of Gas		\$0.3196	<u>\$0.3430</u>		
Residential Heating Low income	<u>Tariff Rate R 10:</u>				
	Monthly Customer Charge	\$8.54	\$8.54	\$8.54	
	First 50 therms	\$0.2179	\$0.2553	\$0.5749	<u>\$0.5983</u>
	All usage over 50 therms	\$0.2179	\$0.2553	\$0.5749	<u>\$0.5983</u>
	LDAC	\$0.0374			
<u>Gas Cost Adjustment:</u>					
Cost of Gas		\$0.3196	<u>\$0.3430</u>		
Residential Non-Heating	<u>Tariff Rate R 6:</u>				
	Monthly Customer Charge	\$21.36	\$21.36	\$21.36	
	First 10 therms	\$0.4214	\$0.4588	\$0.7784	<u>\$0.8018</u>
	All usage over 10 therms	\$0.4214	\$0.4588	\$0.7784	<u>\$0.8018</u>
	LDAC	\$0.0374			
<u>Gas Cost Adjustment:</u>					
Cost of Gas		\$0.3196	<u>\$0.3430</u>		
Residential Non-Heating Low income	<u>Tariff Rate R 11:</u>				
	Monthly Customer Charge	\$15.52	\$15.52	\$15.52	
	First 10 therms	\$0.3196	\$0.3570	\$0.6766	<u>\$0.7000</u>
	All usage over 10 therms	\$0.3196	\$0.3570	\$0.6766	<u>\$0.7000</u>
	LDAC	\$0.0374			
<u>Gas Cost Adjustment:</u>					
Cost of Gas		\$0.3196	<u>\$0.3430</u>		

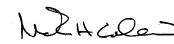
Issued: ~~March 16~~ May 20, 2016

Effective Date: ~~May~~ June 1, 2016

Authorized by NHPUC Order No. 25,891 in Docket No. DG 16-309, dated April 29, 2016

Issued by:

Title:



Senior Vice President

SUMMER SEASON RESIDENTIAL RATES

Summer Season May 2016 - October 2016	Tariff Rates	Total Delivery Rates (Includes LDAC)	Total Billed Rates Tariff Rates, LDAC Plus Cost of Gas
C&I Low Annual/High Winter <u>Tariff Rate G 40:</u> Monthly Customer Charge First 75 therms All usage over 75 therms LDAC <u>Gas Cost Adjustment:</u> Cost of Gas	\$67.45 \$0.1615 \$0.1615 \$0.0223 \$0.3619 \$0.3853	\$67.45 \$0.1838 \$0.1838 \$0.0223	\$67.45 \$0.5457 \$0.5691 \$0.5457 \$0.5691
C&I Low Annual/Low Winter <u>Tariff Rate G 50:</u> Monthly Customer Charge First 75 therms All usage over 75 therms LDAC <u>Gas Cost Adjustment:</u> Cost of Gas	\$67.45 \$0.1615 \$0.1615 \$0.0223 \$0.2832 \$0.3066	\$67.45 \$0.1838 \$0.1838 \$0.0223	\$67.45 \$0.4670 \$0.4904 \$0.4670 \$0.4904
C&I Medium Annual/High Winter <u>Tariff Rate G 41:</u> Monthly Customer Charge All usage LDAC <u>Gas Cost Adjustment:</u> Cost of Gas	\$196.73 \$0.1622 \$0.0223 \$0.3619 \$0.3853	\$196.73 \$0.1845 \$0.0223	\$196.73 \$0.5464 \$0.5698
C&I Medium Annual/Low Winter <u>Tariff Rate G 51:</u> Monthly Customer Charge First 1,000 therms All usage over 1,000 therms LDAC <u>Gas Cost Adjustment:</u> Cost of Gas	\$196.73 \$0.1183 \$0.0958 \$0.0223 \$0.2832 \$0.3066	\$196.73 \$0.1406 \$0.1181 \$0.0223	\$196.73 \$0.4238 \$0.4472 \$0.4013 \$0.4247
C&I High Annual/High Winter <u>Tariff Rate G 42:</u> Monthly Customer Charge All usage LDAC <u>Gas Cost Adjustment:</u> Cost of Gas	\$1,124.19 \$0.1066 \$0.0223 \$0.3619 \$0.3853	\$1,124.19 \$0.1289 \$0.0223	\$1,124.19 \$0.4908 \$0.5142
C&I High Annual/Low Winter <u>Tariff Rate G 52:</u> Monthly Customer Charge All usage LDAC <u>Gas Cost Adjustment:</u> Cost of Gas	\$1,124.19 \$0.0707 \$0.0223 \$0.2832 \$0.3066	\$1,124.19 \$0.0930 \$0.0223	\$1,124.19 \$0.3762 \$0.3996

Issued: ~~March 16~~ May 20, 2016

Effective Date: May June 1, 2016

Authorized by NHPUC Order No. 25,891 in Docket No. DG 16-309, dated April 29, 2016

Issued by:

Title: Senior Vice President

W. H. C. C.