

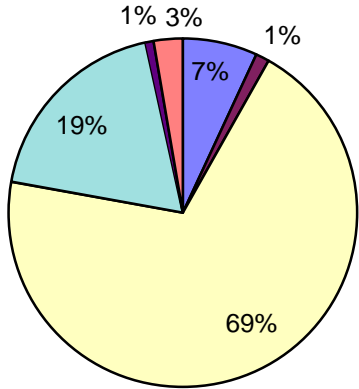
Jan-Sep 2013

**NH CORE Energy Efficiency Program - 2013 Expenditures**

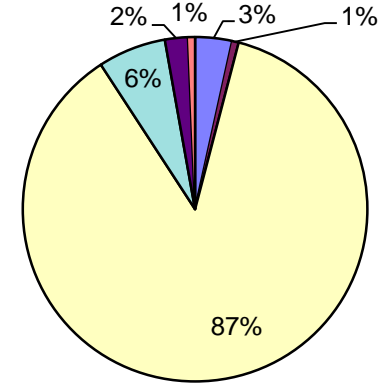
		(see Note 1)						
		<u>Internal Adm</u>	<u>External Adm</u>	<u>Cust Rebts/Services</u>	<u>Internal Impl.</u>	<u>Marketing</u>	<u>Evaluation</u>	<u>Total</u>
ENERGY STAR Homes		\$ 35,218	\$ 15,190	\$ 630,830	\$ 119,933	\$ 4,674	\$ 12,009	\$ 817,853
	Liberty Utilities	3,052	13,489	54,304	5,394	1,040	246	77,525
	NHEC	2,688	1,554	14,585	22,374	293	499	41,993
	PSNH	24,823		554,809	68,752	2,613	8,843	659,840
	Unitil	4,656	147	7,133	23,412	728	2,421	38,495
Home Performance w/Energy Star		\$ 93,984	\$ 17,131	\$ 945,739	\$ 254,026	\$ 10,278	\$ 36,525	\$ 1,357,684
	Liberty Utilities	19,245	6,488	1,117	2,050	2,680	567	32,148
	NHEC	13,110	9,780	109,824	44,311	1,847	4,121	182,993
	PSNH	53,576	34	782,237	167,033	4,378	29,616	1,036,874
	Unitil	8,053	829	52,561	40,631	1,373	2,221	105,668
Energy Star Appliances		\$ 78,756	\$ 14,282	\$ 1,977,920	\$ 145,205	\$ 49,335	\$ 14,958	\$ 2,280,457
	Liberty Utilities	9,538	6,224	24,674	2,698	2,663	904	46,701
	NHEC	8,093	4,679	273,879	30,099	2,696	1,503	320,950
	PSNH	56,058		1,570,398	58,687	38,263	9,774	1,733,180
	Unitil	5,067	3,378	108,969	53,721	5,714	2,777	179,626
Home Energy Assistance		\$ 109,937	\$ 29,786	\$ 2,176,908	\$ 124,279	\$ 4,011	\$ 32,268	\$ 2,477,189
	Liberty Utilities	11,165	20,301	133,081	8,393	2,445	1,090	176,475
	NHEC	13,381	7,737	128,214	22,651	1,566	4,172	177,721
	PSNH	78,081		1,682,986	51,467	-	22,158	1,834,692
	Unitil	7,310	1,748	232,627	41,769		4,849	288,302
ENERGY STAR Lighting		\$ 44,069	\$ 10,518	\$ 630,619	\$ 124,157	\$ 142,670	\$ 8,069	\$ 960,102
	Liberty Utilities	8,601	4,459	25,874	2,725	19,933	453	62,046
	NHEC	6,708	3,879	57,665	18,965	3,584	1,246	92,047
	PSNH	24,836		501,874	62,391	109,956	4,501	703,558
	Unitil	3,924	2,180	45,206	40,076	9,197	1,869	102,451
Other Residential Programs		\$ 22,478	\$ 1,595	\$ 203,495	\$ 101,837	\$ 518	\$ 1,104	\$ 331,028
	Liberty Utilities							-
	NHEC	168	97	-	2,995	18	31	3,311
	PSNH	22,310		203,495	85,369	500	1,073	312,747
	Unitil (Home Energy Suite)		1,497		13,473			14,970
<b>Total Residential Programs</b>		<b>\$ 384,442</b>	<b>\$ 88,502</b>	<b>\$ 6,565,511</b>	<b>\$ 869,439</b>	<b>\$ 211,486</b>	<b>\$ 104,935</b>	<b>\$ 8,224,314</b>
Large Business Energy Solutions		\$ 214,749	\$ 5,247	\$ 1,599,551	\$ 707,590	\$ 10,025	\$ 51,618	\$ 2,588,780
	Liberty Utilities	45,902	-	186,266	33,568	6,676	4,902	277,315
	NHEC	2,893	1,673	24,478	12,093	430	537	42,103
	PSNH	148,260		1,197,037	549,755	2,919	34,403	1,932,374
	Unitil	17,694	3,574	191,770	112,174	-	11,775	336,988
Small Business Energy Solutions		\$ 161,141	\$ 10,888	\$ 1,813,650	\$ 490,520	\$ 25,563	\$ 37,364	\$ 2,539,126
	Liberty Utilities	38,712	2,270	87,265	24,277	5,226	2,024	159,773
	NHEC	13,679	7,909	102,326	80,947	2,031	2,541	209,432
	PSNH	98,774	58	1,414,212	341,651	16,609	25,402	1,896,706
	Unitil	9,977	651	209,848	43,645	1,697	7,398	273,215
Other C&I Programs		\$ 18,522	\$ 1,013	\$ 83,183	\$ 58,642	\$ 6,714	\$ 1,601	\$ 169,675
	Liberty Utilities	1,502	-	417	-	-	652	2,571
	NHEC	1,248	721	9,706	6,581	185	232	18,673
	PSNH (Education, RFP, Smart Start)	15,773		73,060	49,439	6,529	717	145,517
	Unitil (Education, C&I Energy Suite)		292		2,622			2,914
<b>Total Non-Residential Programs</b>		<b>\$ 394,413</b>	<b>\$ 17,148</b>	<b>\$ 3,496,384</b>	<b>\$ 1,256,752</b>	<b>\$ 42,302</b>	<b>\$ 90,584</b>	<b>\$ 5,297,582</b>
<b>TOTAL (Both Sectors)</b>		<b>\$ 778,854</b>	<b>\$ 105,650</b>	<b>\$ 10,061,896</b>	<b>\$ 2,126,191</b>	<b>\$ 253,788</b>	<b>\$ 195,518</b>	<b>\$ 13,521,896</b>

Note 1: Evaluation amounts are based on 5% of total budgets. Actual program expenses will vary from numbers shown.

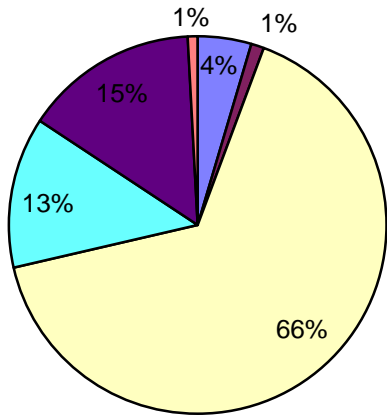
**Home Performance w/Energy Star**



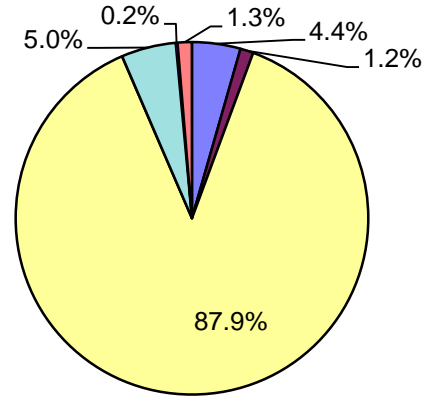
**Energy Star Appliances**



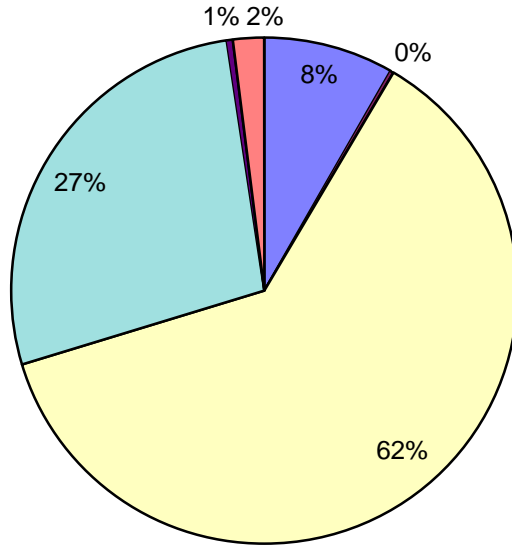
**Energy Star Lighting**



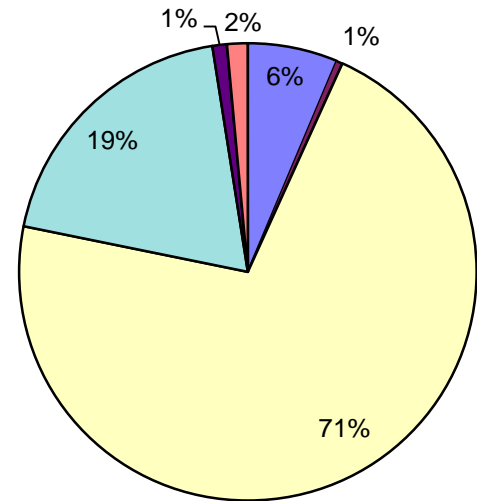

**Home Energy Assistance**



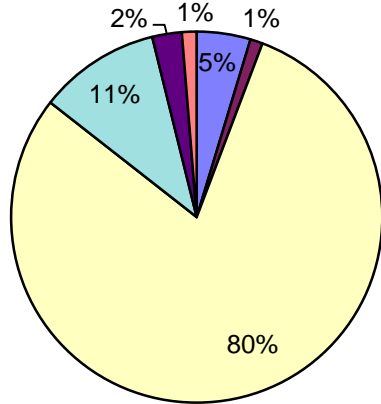
### Large Business Energy Solutions



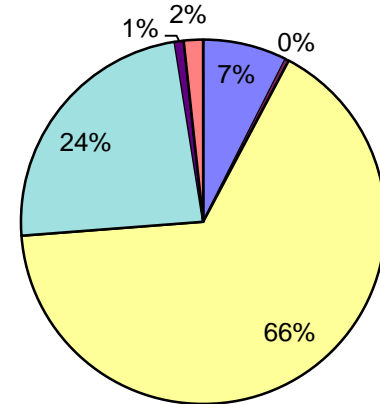
### Small Business Energy Solutions



**Total Residential Programs**



**Total Non-Residential Programs**



**Total Residential and Non-Residential Programs**

