

Jan-Jun 2013

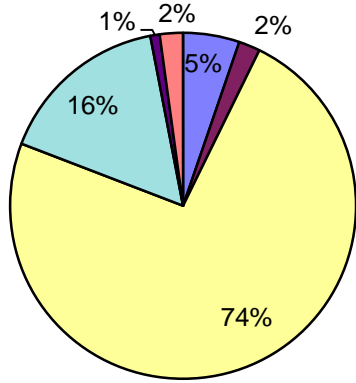
NH CORE Energy Efficiency Program - 2013 Expenditures

(see Note 1)

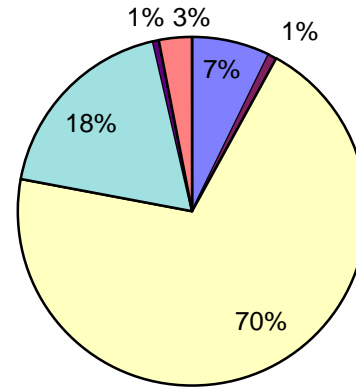
	<u>Internal Adm</u>	<u>External Adm</u>	<u>Cust Rebts/Services</u>	<u>Internal Impl.</u>	<u>Marketing</u>	<u>Evaluation</u>	<u>Total</u>
ENERGY STAR Homes	\$ 25,030	\$ 9,460	\$ 349,883	\$ 76,704	\$ 4,197	\$ 10,261	\$ 475,534
Liberty Utilities	2,730	8,475	28,979	3,086	677	213	44,160
NHEC	2,141	854	8,115	18,569	179	500	30,358
PSNH	16,964		307,902	39,057	2,613	7,918	374,453
Unitil	3,195	131	4,888	15,992	728	1,630	26,563
Home Performance w/Energy Star	\$ 63,568	\$ 6,837	\$ 614,611	\$ 162,057	\$ 4,710	\$ 26,968	\$ 878,750
Liberty Utilities	12,730	2,749	-	1,674	2,552	488	20,193
NHEC	8,775	3,500	63,026	29,837	785	3,103	109,026
PSNH	36,613	28	519,291	103,385	-	21,736	681,053
Unitil	5,450	560	32,294	27,160	1,373	1,642	68,478
Energy Star Appliances	\$ 53,612	\$ 4,280	\$ 401,764	\$ 83,716	\$ 32,779	\$ 11,395	\$ 587,546
Liberty Utilities	7,390	1,043	3,227	2,134	2,663	793	17,249
NHEC	4,373	1,744	60,666	13,917	1,847	1,021	83,567
PSNH	38,310		305,742	38,046	22,758	7,747	412,603
Unitil	3,540	1,493	32,129	29,619	5,512	1,834	74,127
Home Energy Assistance	\$ 79,907	\$ 12,953	\$ 533,018	\$ 85,516	\$ 1,579	\$ 21,292	\$ 734,264
Liberty Utilities	9,532	8,258	161,175	4,980	581	997	185,523
NHEC	10,601	4,228	89,129	14,347	997	3,529	122,831
PSNH	53,521		254,860	33,580	-	13,506	355,466
Unitil	6,253	467	27,854	32,608	-	3,261	70,443
ENERGY STAR Lighting	\$ 33,629	\$ 7,560	\$ 441,277	\$ 89,755	\$ 129,513	\$ 6,616	\$ 708,351
Liberty Utilities	8,299	3,759	19,156	2,349	15,826	350	49,739
NHEC	5,761	2,298	41,879	15,494	3,035	1,345	69,813
PSNH	16,928		346,174	45,064	101,804	3,698	513,668
Unitil	2,641	1,504	34,068	26,847	8,848	1,223	75,131
Other Residential Programs	\$ 16,907	\$ 301	\$ 193,876	\$ 50,117	\$ 16	\$ 665	\$ 261,882
Liberty Utilities							-
NHEC	197	78	-	3,077	16	46	3,415
PSNH	16,710		193,876	45,039	-	619	256,244
Unitil (Home Energy Suite)	-	222	-	2,001	-	-	2,223
Total Residential Programs	\$ 272,653	\$ 41,390	\$ 2,534,428	\$ 547,864	\$ 172,794	\$ 77,198	\$ 3,646,327
Large Business Energy Solutions	\$ 147,260	\$ 2,126	\$ 604,306	\$ 443,511	\$ 4,167	\$ 35,729	\$ 1,237,098
Liberty Utilities	33,296	-	231,604	23,405	1,369	2,087	291,761
NHEC	624	249	3,420	4,364	80	146	8,883
PSNH	101,367		357,920	346,846	2,718	26,905	835,757
Unitil	11,972	1,877	11,362	68,895	-	6,590	100,697
Small Business Energy Solutions	\$ 110,829	\$ 4,353	\$ 866,696	\$ 312,262	\$ 16,758	\$ 29,863	\$ 1,340,761
Liberty Utilities	27,812	270	44,685	13,398	1,422	1,783	89,370
NHEC	8,538	3,405	50,914	53,913	1,094	1,993	119,858
PSNH	67,501	30	685,485	212,903	12,662	21,806	1,000,387
Unitil	6,978	648	85,612	32,048	1,581	4,280	131,146
Other C&I Programs	\$ 13,378	\$ 1,894	\$ 71,661	\$ 53,445	\$ 6,344	\$ 1,559	\$ 148,281
Liberty Utilities	1,502	-	417	-	-	652	2,571
NHEC	1,097	438	7,501	5,061	141	256	14,494
PSNH (Education, RFP, Smart Start)	10,779		63,743	35,276	6,204	650	116,652
Unitil (Education, C&I Energy Suite)	-	1,456	-	13,108	-	-	14,565
Total Non-Residential Programs	\$ 271,467	\$ 8,373	\$ 1,542,663	\$ 809,217	\$ 27,270	\$ 67,150	\$ 2,726,140
TOTAL (Both Sectors)	\$ 544,120	\$ 49,763	\$ 4,077,091	\$ 1,357,081	\$ 200,064	\$ 144,348	\$ 6,372,467

Note 1: Evaluation amounts are based on 5% of total budgets. Actual program expenses will vary from numbers shown.

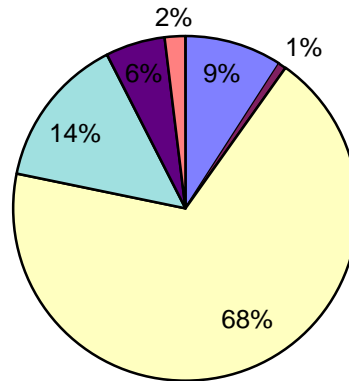
Energy Star Homes



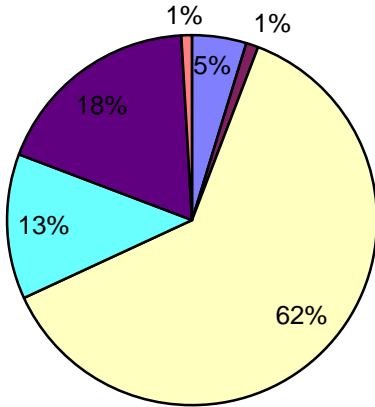
Home Performance w/Energy Star



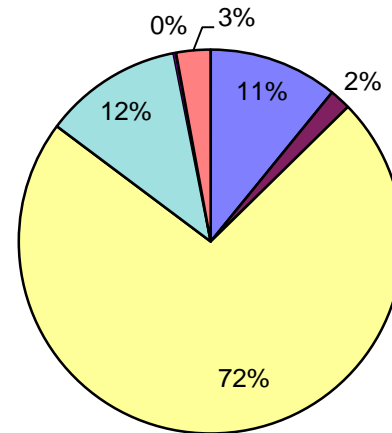

Energy Star Appliances



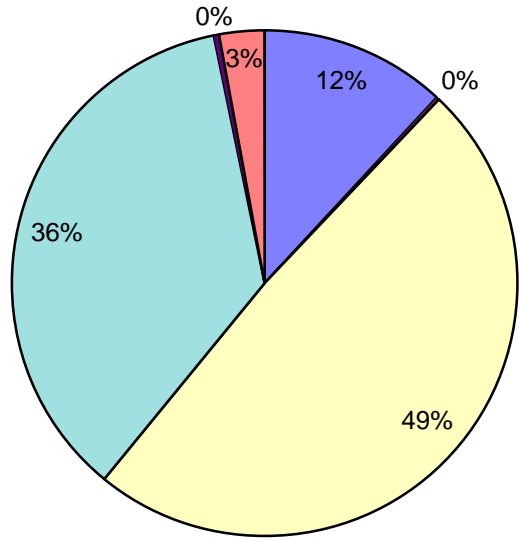
Energy Star Lighting



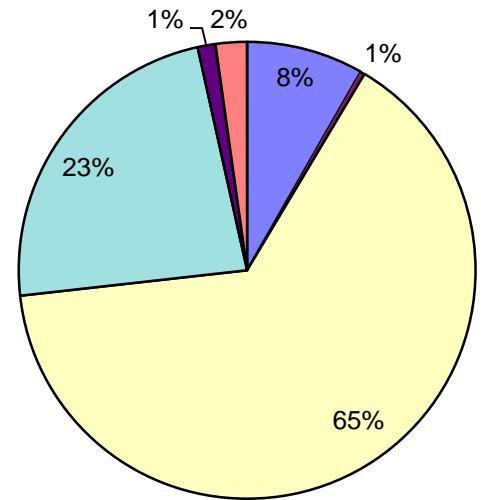

Home Energy Assistance



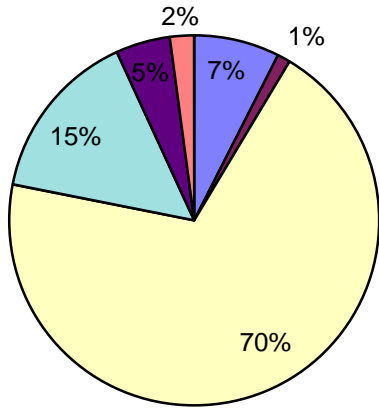
Large Business Energy Solutions



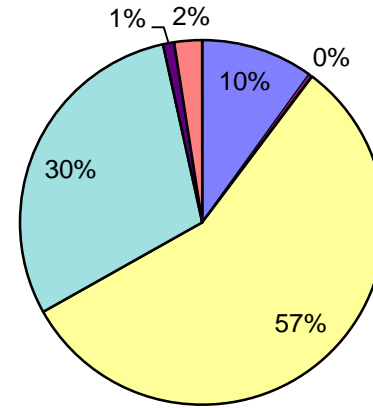
Small Business Energy Solutions



Total Residential Programs



Total Non-Residential Programs



Total Residential and Non-Residential Programs

